



**Fastgo Infra Pvt.Ltd.and JV.
Nagpur IRDP Toll**

Monthly Tollable & NON Tollable Traffic Count And Revenue Entry Details

Date		01-10-2024 TO 31-10-2024									
Section Name		All Toll Nagpur IRDP									
Bank Name Where Cash Depositing		-----									
Bank Account Number		-----									
Collection Depositing Date		-----									
Transaction Type	Car/Jeep Count	Car/Jeep Amount (In.Rs.)	Bus / Truck Count	Bus / Truck Amount (In.Rs.)	LCV Count	LCV Amount (In. Rs.)	MAV (Multi Axle Vehicle)Count	MAV (Multi Axle Vehicle) Amount	More Than 3 Axle Count	More Than 3 Axle Amount	
1	2	3	4	5	6	7	8	9	10	11	
Single Journey	0	0	11058	1161090	9066	543960	13031	1628875	0	0	
Monthly Pass Entry	0	0	10035	0	11373	0	2456	0	0	0	
Discount Coupons Entry 50%	0	0	382	0	813	0	187	0	0	0	
Discount Coupons Sales 25%	0	0	0	0	0	0	0	0	0	0	
Daily Pass Sales	0	0	8155	2140687.5	6674	1001100	4826	1508125	0	0	
Daily Pass Return Entry	0	0	32210	0	26034	0	19166	0	0	0	
Local Pass Sales	0	0	0	0	0	0	0	0	0	0	
Return Pass Sales	0	0	9320	1467900	7161	644490	5791	1085812.5	0	0	
Return Pass Entry	0	0	9320	0	7161	0	5791	0	0	0	
MSRTC BUS Exempted Entry	0	0	48161	0	0	0	0	0	0	0	
SCHOOL BUS Exempted Entry	0	0	61048	0	0	0	0	0	0	0	
Government Exempted	0	0	2400	0	1694	0	823	0	0	0	
Political parties vehicles Traffic count which is not paying toll though payable	0	0	22767	0	53061	0	16793	0	0	0	
Plaza to plaza Exempted within 6 hours	0	0	3579	0	4993	0	2023	0	0	0	
Violation Entry	0	0	0	0	0	0	0	0	0	0	
Total			218435	4769677.5	128030	2189550	70887	4222812.5	0	0	
									Total Tollable Vehicle Count		210,605.00
									Total NONTollable Vehicle Count		206,747.00
									Total Vehicle Count		417,352.00
									Total Vehicle Amount		11,182,040.00
									Total Discount Sales		104,250.00
									Total Pass Sales		428,250.00
									Total Monthly Collection		11,714,540.00


**Fastgo Infra Pvt.Ltd.and JV.
Nagpur IRDP Toll**

Monthly Tollable & NON Tollable Traffic Count And Revenue Entry Details

Date		01-10-2024 TO 31-10-2024									
Section Name		Katol Toll Nagpur IRDP									
Bank Name Where Cash Depositing		-----									
Bank Account Number		-----									
Collection Depositing Date		-----									
Transaction Type	Car/Jeep Count	Car/Jeep Amount (In.Rs.)	Bus / Truck Count	Bus / Truck Amount (In.Rs.)	LCV Count	LCV Amount (In. Rs.)	MAV (Multi Axle Vehicle) Count	MAV (Multi Axle Vehicle) Amount	More Than 3 Axle Count	More Than 3 Axle Amount	
1	2	3	4	5	6	7	8	9	10	11	
Single Journey	0	0	2437	255885	1995	119700	2867	358375	0	0	
Monthly Pass Entry	0	0	2509	0	2843	0	614	0	0	0	
Discount Coupons Entry 50%	0	0	96	0	203	0	47	0	0	0	
Discount Coupons Sales 25%	0	0	0	0	0	0	0	0	0	0	
Daily Pass Sales	0	0	1793	470662.5	1469	220350	1062	331875	0	0	
Daily Pass Return Entry	0	0	7090	0	5744	0	4221	0	0	0	
Local Pass Sales	0	0	0	0	0	0	0	0	0	0	
Return Pass Sales	0	0	2050	322875	1574	141660	1273	238687.5	0	0	
Return Pass Entry	0	0	2050	0	1574	0	1273	0	0	0	
MSRTC BUS Exempted Entry	0	0	13331	0	0	0	0	0	0	0	
SCHOOL BUS Exempted Entry	0	0	15262	0	0	0	0	0	0	0	
Government Exempted	0	0	600	0	424	0	206	0	0	0	
Political parties vehicles Traffic count which is not paying toll though payable	0	0	5692	0	13265	0	4198	0	0	0	
Plaza to plaza Exempted within 6 hours	0	0	895	0	1248	0	506	0	0	0	
Violation Entry	0	0	0	0	0	0	0	0	0	0	
Total			53805	1049422.5	30340	481710	16267	928937.5	0	0	
							Total Tollable Vehicle Count		47,433.00		
							Total NONTollable Vehicle Count		52,978.00		
							Total Vehicle Count		100,412.00		
							Total Monthly Collection		2,460,070.00		


**Fastgo Infra Pvt.Ltd.and JV.
Nagpur IRDP Toll**

Monthly Tollable & NON Tollable Traffic Count And Revenue Entry Details

Date		01-10-2024 TO 31-10-2024									
Section Name		Higana Toll Nagpur IRDP									
Bank Name Where Cash Depositing		-----									
Bank Account Number		-----									
Collection Depositing Date											
Transaction Type	Car/Jeep Count	Car/Jeep Amount (In.Rs.)	Bus / Truck Count	Bus / Truck Amount (In.Rs.)	LCV Count	LCV Amount (In. Rs.)	MAV (Multi Axle Vehicle) Count	MAV (Multi Axle Vehicle) Amount	More Than 3 Axle Count	More Than 3 Axle Amount	
1	2	3	4	5	6	7	8	9	10	11	
Single Journey	0	0	1770	185850	1453	87180	2084	260500	0	0	
Monthly Pass Entry	0	0	1706	0	1934	0	418	0	0	0	
Discount Coupons Entry 50%	0	0	65	0	138	0	32	0	0	0	
Discount Coupons Sales 25%	0	0	0	0	0	0	0	0	0	0	
Daily Pass Sales	0	0	1307	343087.5	1068	160200	772	241250	0	0	
Daily Pass Return Entry	0	0	5146	0	4138	0	3061	0	0	0	
Local Pass Sales	0	0	0	0	0	0	0	0	0	0	
Return Pass Sales	0	0	1490	234675	1146	103140	927	173812.5	0	0	
Return Pass Entry	0	0	1490	0	1146	0	927	0	0	0	
MSRTC BUS Exempted Entry	0	0	8187	0	0	0	0	0	0	0	
SCHOOL BUS Exempted Entry	0	0	10378	0	0	0	0	0	0	0	
Government Exempted	0	0	408	0	288	0	140	0	0	0	
Political parties vehicles Traffic count which is not paying toll though payable	0	0	3870	0	9020	0	2854	0	0	0	
Plaza to plaza Exempted within 6 hours	0	0	608	0	849	0	344	0	0	0	
Violation Entry	0	0	0	0	0	0	0	0	0	0	
Total			36425	763612.5	21180	350520	11559	675562.5	0	0	
									Total Tollable Vehicle Count		34,019.00
									Total NONTollable Vehicle Count		35,145.00
									Total Vehicle Count		69,164.00
									Total Monthly Collection		1,789,695.00


**Fastgo Infra Pvt.Ltd.and JV.
Nagpur IRDP Toll**

Monthly Tollable & NON Tollable Traffic Count And Revenue Entry Details

Date		01-10-2024 TO 31-10-2024									
Section Name		Umred Toll Nagpur IRDP									
Bank Name Where Cash Depositing		-----									
Bank Account Number		-----									
Collection Depositing Date											
Transaction Type	Car/Jeep Count	Car/Jeep Amount (In.Rs.)	Bus / Truck Count	Bus / Truck Amount (In.Rs.)	LCV Count	LCV Amount (In. Rs.)	MAV (Multi Axle Vehicle) Count	MAV (Multi Axle Vehicle) Amount	More Than 3 Axle Count	More Than 3 Axle Amount	
1	2	3	4	5	6	7	8	9	10	11	
Single Journey	0	0	1659	174195	1360	81600	1958	244750	0	0	
Monthly Pass Entry	0	0	1756	0	1990	0	429	0	0	0	
Discount Coupons Entry 50%	0	0	67	0	142	0	33	0	0	0	
Discount Coupons Sales 25%	0	0	0	0	0	0	0	0	0	0	
Daily Pass Sales	0	0	1225	321562.5	1001	150150	725	226562.5	0	0	
Daily Pass Return Entry	0	0	4818	0	3872	0	2870	0	0	0	
Local Pass Sales	0	0	0	0	0	0	0	0	0	0	
Return Pass Sales	0	0	1398	220185	1077	96930	872	163500	0	0	
Return Pass Entry	0	0	1398	0	1077	0	872	0	0	0	
MSRTC BUS Exempted Entry	0	0	12280	0	0	0	0	0	0	0	
SCHOOL BUS Exempted Entry	0	0	10684	0	0	0	0	0	0	0	
Government Exempted	0	0	420	0	296	0	144	0	0	0	
Political parties vehicles Traffic count which is not paying toll though payable	0	0	3984	0	9286	0	2939	0	0	0	
Plaza to plaza Exempted within 6 hours	0	0	626	0	873	0	354	0	0	0	
Violation Entry	0	0	0	0	0	0	0	0	0	0	
Total			40315	715942.5	20974	328680	11196	634812.5	0	0	
									Total Tollable Vehicle Count		32,452.00
									Total NONTollable Vehicle Count		40,033.00
									Total Vehicle Count		72,485.00
									Total Monthly Collection		1,679,435.00


**Fastgo Infra Pvt.Ltd.and JV.
Nagpur IRDP Toll**

Monthly Tollable & NON Tollable Traffic Count And Revenue Entry Details

Date		01-10-2024 TO 31-10-2024									
Section Name		Dhaba Toll Nagpur IRDP									
Bank Name Where Cash Depositing		-----									
Bank Account Number		-----									
Collection Depositing Date											
Transaction Type	Car/Jeep Count	Car/Jeep Amount (In.Rs.)	Bus / Truck Count	Bus / Truck Amount (In.Rs.)	LCV Count	LCV Amount (In. Rs.)	MAV (Multi Axle Vehicle) Count	MAV (Multi Axle Vehicle) Amount	More Than 3 Axle Count	More Than 3 Axle Amount	
1	2	3	4	5	6	7	8	9	10	11	
Single Journey	0	0	3094	324870	2536	152160	3648	456000	0	0	
Monthly Pass Entry	0	0	2107	0	2388	0	516	0	0	0	
Discount Coupons Entry 50%	0	0	80	0	171	0	39	0	0	0	
Discount Coupons Sales 25%	0	0	0	0	0	0	0	0	0	0	
Daily Pass Sales	0	0	2280	598500	1869	280350	1350	421875	0	0	
Daily Pass Return Entry	0	0	9038	0	7344	0	5373	0	0	0	
Local Pass Sales	0	0	0	0	0	0	0	0	0	0	
Return Pass Sales	0	0	2612	411390	2004	180360	1620	303750	0	0	
Return Pass Entry	0	0	2612	0	2004	0	1620	0	0	0	
MSRTC BUS Exempted Entry	0	0	7003	0	0	0	0	0	0	0	
SCHOOL BUS Exempted Entry	0	0	12820	0	0	0	0	0	0	0	
Government Exempted	0	0	504	0	356	0	173	0	0	0	
Political parties vehicles Traffic count which is not paying toll though payable	0	0	4781	0	11143	0	3527	0	0	0	
Plaza to plaza Exempted within 6 hours	0	0	752	0	1049	0	425	0	0	0	
Violation Entry	0	0	0	0	0	0	0	0	0	0	
Total			47683	1334760	30864	612870	18291	1181625	0	0	
									Total Tollable Vehicle Count		56,531.00
									Total NONTollable Vehicle Count		40,307.00
									Total Vehicle Count		96,838.00
									Total Monthly Collection		3,129,255.00

**Fastgo Infra Pvt.Ltd.and JV.
Nagpur IRDP Toll**

Monthly Tollable & NON Tollable Traffic Count And Revenue Entry Details

Date		01-10-2024 TO 31-10-2024									
Section Name		Wadi Toll Nagpur IRDP									
Bank Name Where Cash Depositing		-----									
Bank Account Number		-----									
Collection Depositing Date		-----									
Transaction Type	Car/Jeep Count	Car/Jeep Amount (In.Rs.)	Bus / Truck Count	Bus / Truck Amount (In.Rs.)	LCV Count	LCV Amount (In. Rs.)	MAV (Multi Axle Vehicle) Count	MAV (Multi Axle Vehicle) Amount	More Than 3 Axle Count	More Than 3 Axle Amount	
1	2	3	4	5	6	7	8	9	10	11	
Single Journey	0	0	2098	220290	1722	103320	2474	309250	0	0	
Monthly Pass Entry	0	0	1957	0	2218	0	479	0	0	0	
Discount Coupons Entry 50%	0	0	74	0	159	0	36	0	0	0	
Discount Coupons Sales 25%	0	0	0	0	0	0	0	0	0	0	
Daily Pass Sales	0	0	1550	406875	1267	190050	917	286562.5	0	0	
Daily Pass Return Entry	0	0	6118	0	4936	0	3641	0	0	0	
Local Pass Sales	0	0	0	0	0	0	0	0	0	0	
Return Pass Sales	0	0	1770	278775	1360	122400	1099	206062.5	0	0	
Return Pass Entry	0	0	1770	0	1360	0	1099	0	0	0	
MSRTC BUS Exempted Entry	0	0	7360	0	0	0	0	0	0	0	
SCHOOL BUS Exempted Entry	0	0	11904	0	0	0	0	0	0	0	
Government Exempted	0	0	468	0	330	0	160	0	0	0	
Political parties vehicles Traffic count which is not paying toll though payable	0	0	4440	0	10347	0	3275	0	0	0	
Plaza to plaza Exempted within 6 hours	0	0	698	0	974	0	394	0	0	0	
Violation Entry	0	0	0	0	0	0	0	0	0	0	
Total			40207	905940	24673	415770	13574	801875	0	0	
									Total Tollable Vehicle Count		40,170.00
									Total NONTollable Vehicle Count		38,284.00
									Total Vehicle Count		78,454.00
									Total Monthly Collection		2,123,585.00