



**Fastgo Infra Pvt.Ltd.and JV.
Nagpur IRDP Toll**

Monthly Tollable & NON Tollable Traffic Count And Revenue Entry Details

Date		01-08-2024 TO 31-08-2024									
Section Name		Katol Toll Nagpur IRDP									
Bank Name Where Cash Depositing		-----									
Bank Account Number		-----									
Collection Depositing Date											
Transaction Type	Car/Jeep Count	Car/Jeep Amount (In.Rs.)	Bus / Truck Count	Bus / Truck Amount (In.Rs.)	LCV Count	LCV Amount (In. Rs.)	MAV (Multi Axle Vehicle) Count	MAV (Multi Axle Vehicle) Amount	More Than 3 Axle Count	More Than 3 Axle Amount	
1	2	3	4	5	6	7	8	9	10	11	
Single Journey	0	0	2551	267855	1879	112740	2779	347375	0	0	
Monthly Pass Entry	0	0	2937	0	3535	0	676	0	0	0	
Discount Coupons Entry 50%	0	0	93	0	181	0	44	0	0	0	
Discount Coupons Sales 25%	0	0	0	0	0	0	0	0	0	0	
Daily Pass Sales	0	0	1624	426300	1645	246750	1018	318125	0	0	
Daily Pass Return Entry	0	0	6496	0	7402	0	4581	0	0	0	
Local Pass Sales	0	0	0	0	0	0	0	0	0	0	
Return Pass Sales	0	0	1974	310905	1699	152910	1299	243562.5	0	0	
Return Pass Entry	0	0	1974	0	1699	0	1299	0	0	0	
MSRTC BUS Exempted Entry	0	0	10102	0	0	0	0	0	0	0	
SCHOOL BUS Exempted Entry	0	0	15775	0	0	0	0	0	0	0	
Government Exempted	0	0	472	0	343	0	196	0	0	0	
Political parties vehicles Traffic count which is not paying toll though payable	0	0	5464	0	13523	0	3968	0	0	0	
Plaza to plaza Exempted within 6 hours	0	0	423	0	569	0	930	0	0	0	
Violation Entry	0	0	0	0	0	0	0	0	0	0	
Total			49885	1005060	32475	512400	16790	909062.5	0	0	
									Total Tollable Vehicle Count		49,307.00
									Total NONTollable Vehicle Count		49,843.00
									Total Vehicle Count		99,150.00
									Total Monthly Collection		2,426,522.50


**Fastgo Infra Pvt.Ltd.and JV.
Nagpur IRDP Toll**

Monthly Tollable & NON Tollable Traffic Count And Revenue Entry Details

Date		01-08-2024 TO 31-08-2024									
Section Name		Higana Toll Nagpur IRDP									
Bank Name Where Cash Depositing		-----									
Bank Account Number		-----									
Collection Depositing Date		-----									
Transaction Type	Car/Jeep Count	Car/Jeep Amount (In.Rs.)	Bus / Truck Count	Bus / Truck Amount (In.Rs.)	LCV Count	LCV Amount (In. Rs.)	MAV (Multi Axle Vehicle) Count	MAV (Multi Axle Vehicle) Amount	More Than 3 Axle Count	More Than 3 Axle Amount	
1	2	3	4	5	6	7	8	9	10	11	
Single Journey	0	0	1852	194460	1366	81960	2015	251875	0	0	
Monthly Pass Entry	0	0	1998	0	2404	0	460	0	0	0	
Discount Coupons Entry 50%	0	0	63	0	122	0	30	0	0	0	
Discount Coupons Sales 25%	0	0	0	0	0	0	0	0	0	0	
Daily Pass Sales	0	0	1179	309487.5	1190	178500	733	229062.5	0	0	
Daily Pass Return Entry	0	0	4716	0	5355	0	3299	0	0	0	
Local Pass Sales	0	0	0	0	0	0	0	0	0	0	
Return Pass Sales	0	0	1432	225540	1227	110430	940	176250	0	0	
Return Pass Entry	0	0	1432	0	1227	0	940	0	0	0	
MSRTC BUS Exempted Entry	0	0	6869	0	0	0	0	0	0	0	
SCHOOL BUS Exempted Entry	0	0	10726	0	0	0	0	0	0	0	
Government Exempted	0	0	321	0	233	0	133	0	0	0	
Political parties vehicles Traffic count which is not paying toll though payable	0	0	3716	0	9195	0	2698	0	0	0	
Plaza to plaza Exempted within 6 hours	0	0	287	0	387	0	632	0	0	0	
Violation Entry	0	0	0	0	0	0	0	0	0	0	
Total			34591	729487.5	22706	370890	11880	657187.5	0	0	
									Total Tollable Vehicle Count		35,286.00
									Total NONTollable Vehicle Count		33,891.00
									Total Vehicle Count		69,177.00
									Total Monthly Collection		1,757,565.00

**Fastgo Infra Pvt.Ltd.and JV.
Nagpur IRDP Toll**


Monthly Tollable & NON Tollable Traffic Count And Revenue Entry Details

Date		01-08-2024 TO 31-08-2024									
Section Name		Umred Toll Nagpur IRDP									
Bank Name Where Cash Depositing		-----									
Bank Account Number		-----									
Collection Depositing Date											
Transaction Type	Car/Jeep Count	Car/Jeep Amount (In.Rs.)	Bus / Truck Count	Bus / Truck Amount (In.Rs.)	LCV Count	LCV Amount (In. Rs.)	MAV (Multi Axle Vechicle)C ount	MAV (Multi Axle Vechicle) Amount	More Than 3 Axle Count	More Than 3 Axle Amount	
1	2	3	4	5	6	7	8	9	10	11	
Single Journey	0	0	1736	182280	1275	76500	1890	236250	0	0	
Monthly Pass Entry	0	0	2056	0	2475	0	473	0	0	0	
Discount Coupons Entry 50%	0	0	65	0	126	0	31	0	0	0	
Discount Coupons Sales 25%	0	0	0	0	0	0	0	0	0	0	
Daily Pass Sales	0	0	1104	289800	1123	168450	687	214687.5	0	0	
Daily Pass Return Entry	0	0	4416	0	5054	0	3091	0	0	0	
Local Pass Sales	0	0	0	0	0	0	0	0	0	0	
Return Pass Sales	0	0	1338	210735	1146	103140	885	165937.5	0	0	
Return Pass Entry	0	0	1338	0	1146	0	885	0	0	0	
MSRTC BUS Exempted Entry	0	0	7071	0	0	0	0	0	0	0	
SCHOOL BUS Exempted Entry	0	0	11042	0	0	0	0	0	0	0	
Government Exempted	0	0	330	0	240	0	137	0	0	0	
Political parties vehicles Traffic count which is not paying toll though payable	0	0	3825	0	9466	0	2777	0	0	0	
Plaza to plaza Exempted within 6 hours	0	0	296	0	397	0	651	0	0	0	
Violation Entry	0	0	0	0	0	0	0	0	0	0	
Total			34617	682815	22448	348090	11507	616875	0	0	
									Total Tollable Vechicle Count		33,684.00
									Total NONTollable Vechicle Count		34,888.00
									Total Vechicle Count		68,572.00
									Total Monthly Collection		1,647,780.00

Fastgo Infra Pvt.Ltd.and JV.


Nagpur IRDP Toll

Monthly Tollable & NON Tollable Traffic Count And Revenue Entry Details

Date		01-08-2024 TO 31-08-2024									
Section Name		Dhaba Toll Nagpur IRDP									
Bank Name Where Cash Depositing		-----									
Bank Account Number		-----									
Collection Depositing Date		-----									
Transaction Type	Car/Jeep Count	Car/Jeep Amount (In.Rs.)	Bus / Truck Count	Bus / Truck Amount (In.Rs.)	LCV Count	LCV Amount (In. Rs.)	MAV (Multi Axle Vechicle) Count	MAV (Multi Axle Vechicle) Amount	More Than 3 Axle Count	More Than 3 Axle Amount	
1	2	3	4	5	6	7	8	9	10	11	
Single Journey	0	0	3241	340305	2387	143220	3548	443500	0	0	
Monthly Pass Entry	0	0	2467	0	2970	0	568	0	0	0	
Discount Coupons Entry 50%	0	0	78	0	151	0	37	0	0	0	
Discount Coupons Sales 25%	0	0	0	0	0	0	0	0	0	0	
Daily Pass Sales	0	0	2063	541537.5	2090	313500	1314	410625	0	0	
Daily Pass Return Entry	0	0	8252	0	9405	0	5913	0	0	0	
Local Pass Sales	0	0	0	0	0	0	0	0	0	0	
Return Pass Sales	0	0	2502	394065	2152	193680	1653	309937.5	0	0	
Return Pass Entry	0	0	2502	0	2152	0	1653	0	0	0	
MSRTC BUS Exempted Entry	0	0	8486	0	0	0	0	0	0	0	
SCHOOL BUS Exempted Entry	0	0	13251	0	0	0	0	0	0	0	
Government Exempted	0	0	396	0	288	0	164	0	0	0	
Political parties vehicles Traffic count which is not paying toll though payable	0	0	4589	0	11359	0	3333	0	0	0	
Plaza to plaza Exempted within 6 hours	0	0	355	0	478	0	782	0	0	0	
Violation Entry	0	0	0	0	0	0	0	0	0	0	
Total			48182	1275907.5	33432	650400	18965	1164062.5	0	0	
									Total Tollable Vechicle Count		58,713.00
									Total NONTollable Vechicle Count		41,866.00
									Total Vechicle Count		100,579.00
									Total Monthly Collection		3,090,370.00


**Fastgo Infra Pvt.Ltd.and JV.
Nagpur IRDP Toll**

Monthly Tollable & NON Tollable Traffic Count And Revenue Entry Details

Date		01-08-2024 TO 31-08-2024									
Section Name		Wadi Toll Nagpur IRDP									
Bank Name Where Cash Depositing		-----									
Bank Account Number		-----									
Collection Depositing Date		-----									
Transaction Type	Car/Jeep Count	Car/Jeep Amount (In.Rs.)	Bus / Truck Count	Bus / Truck Amount (In.Rs.)	LCV Count	LCV Amount (In. Rs.)	MAV (Multi Axle Vehicle) Count	MAV (Multi Axle Vehicle) Amount	More Than 3 Axle Count	More Than 3 Axle Amount	
1	2	3	4	5	6	7	8	9	10	11	
Single Journey	0	0	2203	231315	1633	97980	2399	299875	0	0	
Monthly Pass Entry	0	0	2291	0	2757	0	527	0	0	0	
Discount Coupons Entry 50%	0	0	72	0	140	0	35	0	0	0	
Discount Coupons Sales 25%	0	0	0	0	0	0	0	0	0	0	
Daily Pass Sales	0	0	1402	368025	1426	213900	878	274375	0	0	
Daily Pass Return Entry	0	0	5608	0	6417	0	3951	0	0	0	
Local Pass Sales	0	0	0	0	0	0	0	0	0	0	
Return Pass Sales	0	0	1705	268537.5	1465	131850	1116	209250	0	0	
Return Pass Entry	0	0	1705	0	1465	0	1116	0	0	0	
MSRTC BUS Exempted Entry	0	0	7880	0	0	0	0	0	0	0	
SCHOOL BUS Exempted Entry	0	0	12304	0	0	0	0	0	0	0	
Government Exempted	0	0	368	0	268	0	152	0	0	0	
Political parties vehicles Traffic count which is not paying toll though payable	0	0	4262	0	10548	0	3095	0	0	0	
Plaza to plaza Exempted within 6 hours	0	0	330	0	443	0	725	0	0	0	
Violation Entry	0	0	0	0	0	0	0	0	0	0	
Total			40130	867877.5	26562	443730	13994	783500	0	0	
									Total Tollable Vehicle Count		41,809.00
									Total NONTollable Vehicle Count		38,877.00
									Total Vehicle Count		80,686.00
									Total Monthly Collection		2,095,107.50

**Fastgo Infra Pvt.Ltd.and JV.
Nagpur IRDP Toll**

Monthly Tollable & NON Tollable Traffic Count And Revenue Entry Details

Date		01-08-2024 TO 31-08-2024									
Section Name		All Toll Nagpur IRDP									
Bank Name Where Cash Depositing		-----									
Bank Account Number		-----									
Collection Depositing Date		-----									
Transaction Type	Car/Jeep Count	Car/Jeep Amount (In.Rs.)	Bus / Truck Count	Bus / Truck Amount (In.Rs.)	LCV Count	LCV Amount (In. Rs.)	MAV (Multi Axle Vehicle)Count	MAV (Multi Axle Vehicle) Amount	More Than 3 Axle Count	More Than 3 Axle Amount	
1	2	3	4	5	6	7	8	9	10	11	
Single Journey	0	0	11583	1216215	8540	512400	12631	1578875	0	0	
Monthly Pass Entry	0	0	11749	0	14141	0	2704	0	0	0	
Discount Coupons Entry 50%	0	0	371	0	720	0	177	0	0	0	
Discount Coupons Sales 25%	0	0	0	0	0	0	0	0	0	0	
Daily Pass Sales	0	0	7372	1935150	7474	1121100	4630	1446875	0	0	
Daily Pass Return Entry	0	0	29488	0	33633	0	20835	0	0	0	
Local Pass Sales	0	0	0	0	0	0	0	0	0	0	
Return Pass Sales	0	0	8951	1409782.5	7689	692010	5893	1104937.5	0	0	
Return Pass Entry	0	0	8951	0	7689	0	5893	0	0	0	
MSRTC BUS Exempted Entry	0	0	40408	0	0	0	0	0	0	0	
SCHOOL BUS Exempted Entry	0	0	63098	0	0	0	0	0	0	0	
Government Exempted	0	0	1887	0	1372	0	782	0	0	0	
Political parties vehicles Traffic count which is not paying toll though payable	0	0	21856	0	54091	0	15871	0	0	0	
Plaza to plaza Exempted within 6 hours	0	0	1691	0	2274	0	3720	0	0	0	
Violation Entry	0	0	0	0	0	0	0	0	0	0	
Total			207405	4561147.5	137623	2325510	73136	4130687.5	0	0	
									Total Tollable Vehicle Count		218,799.00
									Total NONTollable Vehicle Count		199,365.00
									Total Vehicle Count		418,164.00
									Total Vehicle Amount		11,017,345.00
									Total Discount Sales		104,250.00
									Total Pass Sales		428,250.00
									Total Monthly Collection		11,549,845.00