



**Fastgo Infra Pvt.Ltd.and JV.
Nagpur IRDP Toll**

Monthly Tollable & NON Tollable Traffic Count And Revenue Entry Details

Date		01-09-2024 TO 30-09-2024									
Section Name		All Toll Nagpur IRDP									
Bank Name Where Cash Depositing		-----									
Bank Account Number		-----									
Collection Depositing Date		-----									
Transaction Type	Car/Jeep Count	Car/Jeep Amount (In.Rs.)	Bus / Truck Count	Bus / Truck Amount (In.Rs.)	LCV Count	LCV Amount (In. Rs.)	MAV (Multi Axle Vehicle)Count	MAV (Multi Axle Vehicle) Amount	More Than 3 Axle Count	More Than 3 Axle Amount	
1	2	3	4	5	6	7	8	9	10	11	
Single Journey	0	0	10188	1069740	8278	496680	12254	1531750	0	0	
Monthly Pass Entry	0	0	11371	0	13929	0	2644	0	0	0	
Discount Coupons Entry 50%	0	0	381	0	717	0	169	0	0	0	
Discount Coupons Sales 25%	0	0	0	0	0	0	0	0	0	0	
Daily Pass Sales	0	0	7834	2056425	7659	1148850	4813	1504062.5	0	0	
Daily Pass Return Entry	0	0	31481	0	36166	0	19341	0	0	0	
Local Pass Sales	0	0	0	0	0	0	0	0	0	0	
Return Pass Sales	0	0	8883	1399072.5	7457	671130	5901	1106437.5	0	0	
Return Pass Entry	0	0	8883	0	7457	0	5901	0	0	0	
MSRTC BUS Exempted Entry	0	0	42872	0	0	0	0	0	0	0	
SCHOOL BUS Exempted Entry	0	0	59392	0	0	0	0	0	0	0	
Government Exempted	0	0	1965	0	1444	0	740	0	0	0	
Political parties vehicles Traffic count which is not paying toll though payable	0	0	20750	0	53414	0	15858	0	0	0	
Plaza to plaza Exempted within 6 hours	0	0	1872	0	2179	0	3679	0	0	0	
Violation Entry	0	0	0	0	0	0	0	0	0	0	
Total			205872	4525237.5	138700	2316660	71300	4142250	0	0	
									Total Tollable Vehicle Count		219,437.00
									Total NONTollable Vehicle Count		196,435.00
									Total Vehicle Count		415,872.00
									Total Vehicle Amount		10,984,147.50
									Total Discount Sales		89,750.00
									Total Pass Sales		419,750.00
									Total Monthly Collection		11,493,647.50


**Fastgo Infra Pvt.Ltd.and JV.
Nagpur IRDP Toll**

Monthly Tollable & NON Tollable Traffic Count And Revenue Entry Details

Date		01-09-2024 TO 30-09-2024									
Section Name		Katol Toll Nagpur IRDP									
Bank Name Where Cash Depositing		-----									
Bank Account Number		-----									
Collection Depositing Date											
Transaction Type	Car/Jeep Count	Car/Jeep Amount (In.Rs.)	Bus / Truck Count	Bus / Truck Amount (In.Rs.)	LCV Count	LCV Amount (In. Rs.)	MAV (Multi Axle Vehicle) Count	MAV (Multi Axle Vehicle) Amount	More Than 3 Axle Count	More Than 3 Axle Amount	
1	2	3	4	5	6	7	8	9	10	11	
Single Journey	0	0	2242	235410	1820	109200	2696	337000	0	0	
Monthly Pass Entry	0	0	2843	0	3482	0	661	0	0	0	
Discount Coupons Entry 50%	0	0	95	0	179	0	42	0	0	0	
Discount Coupons Sales 25%	0	0	0	0	0	0	0	0	0	0	
Daily Pass Sales	0	0	1723	452287.5	1686	252900	1059	330937.5	0	0	
Daily Pass Return Entry	0	0	6962	0	7679	0	4740	0	0	0	
Local Pass Sales	0	0	0	0	0	0	0	0	0	0	
Return Pass Sales	0	0	1955	307912.5	1641	147690	1298	243375	0	0	
Return Pass Entry	0	0	1955	0	1641	0	1298	0	0	0	
MSRTC BUS Exempted Entry	0	0	12718	0	0	0	0	0	0	0	
SCHOOL BUS Exempted Entry	0	0	14848	0	0	0	0	0	0	0	
Government Exempted	0	0	491	0	361	0	185	0	0	0	
Political parties vehicles Traffic count which is not paying toll though payable	0	0	5188	0	13354	0	4465	0	0	0	
Plaza to plaza Exempted within 6 hours	0	0	468	0	545	0	920	0	0	0	
Violation Entry	0	0	0	0	0	0	0	0	0	0	
Total			51488	995610	32388	509790	17364	911312.5	0	0	
									Total Tollable Vehicle Count		49,630.00
									Total NONTollable Vehicle Count		51,610.00
									Total Vehicle Count		101,240.00
									Total Monthly Collection		2,416,712.50


**Fastgo Infra Pvt.Ltd.and JV.
Nagpur IRDP Toll**

Monthly Tollable & NON Tollable Traffic Count And Revenue Entry Details

Date		01-09-2024 TO 30-09-2024									
Section Name		Higana Toll Nagpur IRDP									
Bank Name Where Cash Depositing		-----									
Bank Account Number		-----									
Collection Depositing Date		-----									
Transaction Type	Car/Jeep Count	Car/Jeep Amount (In.Rs.)	Bus / Truck Count	Bus / Truck Amount (In.Rs.)	LCV Count	LCV Amount (In. Rs.)	MAV (Multi Axle Vehicle) Count	MAV (Multi Axle Vehicle) Amount	More Than 3 Axle Count	More Than 3 Axle Amount	
1	2	3	4	5	6	7	8	9	10	11	
Single Journey	0	0	1633	171465	1326	79560	1962	245250	0	0	
Monthly Pass Entry	0	0	1933	0	2368	0	449	0	0	0	
Discount Coupons Entry 50%	0	0	65	0	122	0	29	0	0	0	
Discount Coupons Sales 25%	0	0	0	0	0	0	0	0	0	0	
Daily Pass Sales	0	0	1253	328912.5	1225	183750	769	240312.5	0	0	
Daily Pass Return Entry	0	0	5012	0	6125	0	3061	0	0	0	
Local Pass Sales	0	0	0	0	0	0	0	0	0	0	
Return Pass Sales	0	0	1421	223807.5	1192	107280	941	176437.5	0	0	
Return Pass Entry	0	0	1421	0	1192	0	941	0	0	0	
MSRTC BUS Exempted Entry	0	0	7288	0	0	0	0	0	0	0	
SCHOOL BUS Exempted Entry	0	0	10097	0	0	0	0	0	0	0	
Government Exempted	0	0	334	0	245	0	126	0	0	0	
Political parties vehicles Traffic count which is not paying toll though payable	0	0	3528	0	9080	0	2669	0	0	0	
Plaza to plaza Exempted within 6 hours	0	0	318	0	370	0	625	0	0	0	
Violation Entry	0	0	0	0	0	0	0	0	0	0	
Total			34303	724185	23245	370590	11572	662000	0	0	
									Total Tollable Vehicle Count		35,753.00
									Total NONTollable Vehicle Count		33,367.00
									Total Vehicle Count		69,120.00
									Total Monthly Collection		1,756,775.00


**Fastgo Infra Pvt.Ltd.and JV.
Nagpur IRDP Toll**

Monthly Tollable & NON Tollable Traffic Count And Revenue Entry Details

Date		01-09-2024 TO 30-09-2024									
Section Name		Umred Toll Nagpur IRDP									
Bank Name Where Cash Depositing		-----									
Bank Account Number		-----									
Collection Depositing Date											
Transaction Type	Car/Jeep Count	Car/Jeep Amount (In.Rs.)	Bus / Truck Count	Bus / Truck Amount (In.Rs.)	LCV Count	LCV Amount (In. Rs.)	MAV (Multi Axle Vehicle) Count	MAV (Multi Axle Vehicle) Amount	More Than 3 Axle Count	More Than 3 Axle Amount	
1	2	3	4	5	6	7	8	9	10	11	
Single Journey	0	0	1525	160125	1242	74520	1839	229875	0	0	
Monthly Pass Entry	0	0	1990	0	2438	0	463	0	0	0	
Discount Coupons Entry 50%	0	0	67	0	125	0	30	0	0	0	
Discount Coupons Sales 25%	0	0	0	0	0	0	0	0	0	0	
Daily Pass Sales	0	0	1175	308437.5	1149	172350	722	225625	0	0	
Daily Pass Return Entry	0	0	4700	0	5820	0	2488	0	0	0	
Local Pass Sales	0	0	0	0	0	0	0	0	0	0	
Return Pass Sales	0	0	1333	209947.5	1118	100620	885	165937.5	0	0	
Return Pass Entry	0	0	1333	0	1118	0	885	0	0	0	
MSRTC BUS Exempted Entry	0	0	9503	0	0	0	0	0	0	0	
SCHOOL BUS Exempted Entry	0	0	10394	0	0	0	0	0	0	0	
Government Exempted	0	0	344	0	253	0	130	0	0	0	
Political parties vehicles Traffic count which is not paying toll though payable	0	0	3630	0	9347	0	2775	0	0	0	
Plaza to plaza Exempted within 6 hours	0	0	328	0	381	0	344	0	0	0	
Violation Entry	0	0	0	0	0	0	0	0	0	0	
Total			36322	678510	22991	347490	10561	621437.5	0	0	
									Total Tollable Vehicle Count		33,498.00
									Total NONTollable Vehicle Count		36,376.00
									Total Vehicle Count		69,874.00
									Total Monthly Collection		1,647,437.50


**Fastgo Infra Pvt.Ltd.and JV.
Nagpur IRDP Toll**

Monthly Tollable & NON Tollable Traffic Count And Revenue Entry Details

Date		01-09-2024 TO 30-09-2024									
Section Name		Dhaba Toll Nagpur IRDP									
Bank Name Where Cash Depositing		-----									
Bank Account Number		-----									
Collection Depositing Date											
Transaction Type	Car/Jeep Count	Car/Jeep Amount (In.Rs.)	Bus / Truck Count	Bus / Truck Amount (In.Rs.)	LCV Count	LCV Amount (In. Rs.)	MAV (Multi Axle Vehicle) Count	MAV (Multi Axle Vehicle) Amount	More Than 3 Axle Count	More Than 3 Axle Amount	
1	2	3	4	5	6	7	8	9	10	11	
Single Journey	0	0	2852	299460	2317	139020	3430	428750	0	0	
Monthly Pass Entry	0	0	2388	0	2925	0	555	0	0	0	
Discount Coupons Entry 50%	0	0	80	0	151	0	35	0	0	0	
Discount Coupons Sales 25%	0	0	0	0	0	0	0	0	0	0	
Daily Pass Sales	0	0	2193	575662.5	2146	321900	1349	421562.5	0	0	
Daily Pass Return Entry	0	0	8772	0	10730	0	5396	0	0	0	
Local Pass Sales	0	0	0	0	0	0	0	0	0	0	
Return Pass Sales	0	0	2488	391860	2088	187920	1652	309750	0	0	
Return Pass Entry	0	0	2488	0	2088	0	1652	0	0	0	
MSRTC BUS Exempted Entry	0	0	7003	0	0	0	0	0	0	0	
SCHOOL BUS Exempted Entry	0	0	12472	0	0	0	0	0	0	0	
Government Exempted	0	0	413	0	303	0	155	0	0	0	
Political parties vehicles Traffic count which is not paying toll though payable	0	0	4358	0	11217	0	2557	0	0	0	
Plaza to plaza Exempted within 6 hours	0	0	393	0	458	0	1073	0	0	0	
Violation Entry	0	0	0	0	0	0	0	0	0	0	
Total			45900	1266982.5	34423	648840	17854	1160062.5	0	0	
									Total Tollable Vehicle Count		59,699.00
									Total NONTollable Vehicle Count		38,478.00
									Total Vehicle Count		98,177.00
									Total Monthly Collection		3,075,885.00

**Fastgo Infra Pvt.Ltd.and JV.
Nagpur IRDP Toll**

Monthly Tollable & NON Tollable Traffic Count And Revenue Entry Details

Date		01-09-2024 TO 30-09-2024									
Section Name		Wadi Toll Nagpur IRDP									
Bank Name Where Cash Depositing		-----									
Bank Account Number		-----									
Collection Depositing Date		-----									
Transaction Type	Car/Jeep Count	Car/Jeep Amount (In.Rs.)	Bus / Truck Count	Bus / Truck Amount (In.Rs.)	LCV Count	LCV Amount (In. Rs.)	MAV (Multi Axle Vehicle)Count	MAV (Multi Axle Vehicle) Amount	More Than 3 Axle Count	More Than 3 Axle Amount	
1	2	3	4	5	6	7	8	9	10	11	
Single Journey	0	0	1936	203280	1573	94380	2327	290875	0	0	
Monthly Pass Entry	0	0	2217	0	2716	0	516	0	0	0	
Discount Coupons Entry 50%	0	0	74	0	140	0	33	0	0	0	
Discount Coupons Sales 25%	0	0	0	0	0	0	0	0	0	0	
Daily Pass Sales	0	0	1490	391125	1453	217950	914	285625	0	0	
Daily Pass Return Entry	0	0	6035	0	5812	0	3656	0	0	0	
Local Pass Sales	0	0	0	0	0	0	0	0	0	0	
Return Pass Sales	0	0	1686	265545	1418	127620	1125	210937.5	0	0	
Return Pass Entry	0	0	1686	0	1418	0	1125	0	0	0	
MSRTC BUS Exempted Entry	0	0	6360	0	0	0	0	0	0	0	
SCHOOL BUS Exempted Entry	0	0	11581	0	0	0	0	0	0	0	
Government Exempted	0	0	383	0	282	0	144	0	0	0	
Political parties vehicles Traffic count which is not paying toll though payable	0	0	4046	0	10416	0	3392	0	0	0	
Plaza to plaza Exempted within 6 hours	0	0	365	0	425	0	717	0	0	0	
Violation Entry	0	0	0	0	0	0	0	0	0	0	
Total			37859	859950	25653	439950	13949	787437.5	0	0	
									Total Tollable Vehicle Count		40,857.00
									Total NONTollable Vehicle Count		36,604.00
									Total Vehicle Count		77,461.00
									Total Monthly Collection		2,087,337.50