



**Fastgo Infra Pvt.Ltd.and JV.
Nagpur IRDP Toll**

Monthly Tollable & NON Tollable Traffic Count And Revenue Entry Details

Date		01-03-2025 TO 31-03-2025									
Section Name		Katol Toll Nagpur IRDP									
Bank Name Where Cash Depositing		-----									
Bank Account Number		-----									
Collection Depositing Date		-----									
Transaction Type	Car/Jeep Count	Car/Jeep Amount (In.Rs.)	Bus / Truck Count	Bus / Truck Amount (In.Rs.)	LCV Count	LCV Amount (In. Rs.)	MAV (Multi Axle Vehicle) Count	MAV (Multi Axle Vehicle) Amount	More Than 3 Axle Count	More Than 3 Axle Amount	
1	2	3	4	5	6	7	8	9	10	11	
Single Journey	0	0	2421	254205	1990	119400	3075	384375	0	0	
Monthly Pass Entry	0	0	2686	0	3906	0	739	0	0	0	
Discount Coupons Entry 50%	0	0	118	0	253	0	99	0	0	0	
Discount Coupons Sales 25%	0	0	0	0	0	0	0	0	0	0	
Daily Pass Sales	0	0	1617	424462.5	1643	246450	1098	343125	0	0	
Daily Pass Return Entry	0	0	6468	0	6572	0	4392	0	0	0	
Local Pass Sales	0	0	0	0	0	0	0	0	0	0	
Return Pass Sales	0	0	1841	289957.5	1740	156600	1539	288562.5	0	0	
Return Pass Entry	0	0	1841	0	1740	0	1539	0	0	0	
MSRTC BUS Exempted Entry	0	0	14987	0	0	0	0	0	0	0	
SCHOOL BUS Exempted Entry	0	0	11518	0	0	0	0	0	0	0	
Government Exempted	0	0	838	0	741	0	239	0	0	0	
Political parties vehicles Traffic count which is not paying toll though payable	0	0	6341	0	13316	0	6194	0	0	0	
Plaza to plaza Exempted within 6 hours	0	0	1156	0	959	0	1174	0	0	0	
Violation Entry	0	0	0	0	0	0	0	0	0	0	
Total			51832	968625	32860	522450	20088	1016062.5	0	0	
									Total Tollable Vehicle Count		50,606.00
									Total NONTollable Vehicle Count		54,174.00
									Total Vehicle Count		104,780.00
									Total Monthly Collection		2,507,137.50


**Fastgo Infra Pvt.Ltd.and JV.
Nagpur IRDP Toll**

Monthly Tollable & NON Tollable Traffic Count And Revenue Entry Details

Date		01-03-2025 TO 31-03-2025									
Section Name		Higana Toll Nagpur IRDP									
Bank Name Where Cash Depositing		-----									
Bank Account Number		-----									
Collection Depositing Date											
Transaction Type	Car/Jeep Count	Car/Jeep Amount (In.Rs.)	Bus / Truck Count	Bus / Truck Amount (In.Rs.)	LCV Count	LCV Amount (In. Rs.)	MAV (Multi Axle Vehicle) Count	MAV (Multi Axle Vehicle) Amount	More Than 3 Axle Count	More Than 3 Axle Amount	
1	2	3	4	5	6	7	8	9	10	11	
Single Journey	0	0	1758	184590	1447	86820	2236	279500	0	0	
Monthly Pass Entry	0	0	1826	0	2656	0	502	0	0	0	
Discount Coupons Entry 50%	0	0	80	0	172	0	67	0	0	0	
Discount Coupons Sales 25%	0	0	0	0	0	0	0	0	0	0	
Daily Pass Sales	0	0	1173	307912.5	1197	179550	799	249687.5	0	0	
Daily Pass Return Entry	0	0	4692	0	4788	0	3196	0	0	0	
Local Pass Sales	0	0	0	0	0	0	0	0	0	0	
Return Pass Sales	0	0	1341	211207.5	1264	113760	1122	210375	0	0	
Return Pass Entry	0	0	1341	0	1264	0	1122	0	0	0	
MSRTC BUS Exempted Entry	0	0	11321	0	0	0	0	0	0	0	
SCHOOL BUS Exempted Entry	0	0	7252	0	0	0	0	0	0	0	
Government Exempted	0	0	570	0	504	0	163	0	0	0	
Political parties vehicles Traffic count which is not paying toll though payable	0	0	4312	0	9055	0	3510	0	0	0	
Plaza to plaza Exempted within 6 hours	0	0	786	0	652	0	798	0	0	0	
Violation Entry	0	0	0	0	0	0	0	0	0	0	
Total			36452	703710	22999	380130	13515	739562.5	0	0	
									Total Tollable Vehicle Count		36,279.00
									Total NONTollable Vehicle Count		36,687.00
									Total Vehicle Count		72,966.00
									Total Monthly Collection		1,823,402.50

**Fastgo Infra Pvt.Ltd.and JV.
Nagpur IRDP Toll**


Monthly Tollable & NON Tollable Traffic Count And Revenue Entry Details

Date		01-03-2025 TO 31-03-2025									
Section Name		Umred Toll Nagpur IRDP									
Bank Name Where Cash Depositing		-----									
Bank Account Number		-----									
Collection Depositing Date											
Transaction Type	Car/Jeep Count	Car/Jeep Amount (In.Rs.)	Bus / Truck Count	Bus / Truck Amount (In.Rs.)	LCV Count	LCV Amount (In. Rs.)	MAV (Multi Axle Vehicle) Count	MAV (Multi Axle Vehicle) Amount	More Than 3 Axle Count	More Than 3 Axle Amount	
1	2	3	4	5	6	7	8	9	10	11	
Single Journey	0	0	1650	173250	1358	81480	2099	262375	0	0	
Monthly Pass Entry	0	0	1880	0	2734	0	517	0	0	0	
Discount Coupons Entry 50%	0	0	83	0	177	0	69	0	0	0	
Discount Coupons Sales 25%	0	0	0	0	0	0	0	0	0	0	
Daily Pass Sales	0	0	1102	289275	1119	167850	748	233750	0	0	
Daily Pass Return Entry	0	0	4408	0	4476	0	2992	0	0	0	
Local Pass Sales	0	0	0	0	0	0	0	0	0	0	
Return Pass Sales	0	0	1255	197662.5	1186	106740	1049	196687.5	0	0	
Return Pass Entry	0	0	1255	0	1186	0	1049	0	0	0	
MSRTC BUS Exempted Entry	0	0	12586	0	0	0	0	0	0	0	
SCHOOL BUS Exempted Entry	0	0	6612	0	0	0	0	0	0	0	
Government Exempted	0	0	586	0	519	0	167	0	0	0	
Political parties vehicles Traffic count which is not paying toll though payable	0	0	4439	0	9321	0	2581	0	0	0	
Plaza to plaza Exempted within 6 hours	0	0	809	0	671	0	822	0	0	0	
Violation Entry	0	0	0	0	0	0	0	0	0	0	
Total			36665	660187.5	22747	356070	12093	692812.5	0	0	
							Total Tollable Vehicle Count		34,694.00		
							Total NONTollable Vehicle Count		36,811.00		
							Total Vehicle Count		71,505.00		
							Total Monthly Collection		1,709,070.00		

Fastgo Infra Pvt.Ltd.and JV.


Nagpur IRDP Toll

Monthly Tollable & NON Tollable Traffic Count And Revenue Entry Details

Date		01-03-2025 TO 31-03-2025									
Section Name		Dhaba Toll Nagpur IRDP									
Bank Name Where Cash Depositing		-----									
Bank Account Number		-----									
Collection Depositing Date		-----									
Transaction Type	Car/Jeep Count	Car/Jeep Amount (In.Rs.)	Bus / Truck Count	Bus / Truck Amount (In.Rs.)	LCV Count	LCV Amount (In. Rs.)	MAV (Multi Axle Vechicle) Count	MAV (Multi Axle Vechicle) Amount	More Than 3 Axle Count	More Than 3 Axle Amount	
1	2	3	4	5	6	7	8	9	10	11	
Single Journey	0	0	3078	323190	2528	151680	3915	489375	0	0	
Monthly Pass Entry	0	0	2256	0	3281	0	620	0	0	0	
Discount Coupons Entry 50%	0	0	99	0	213	0	83	0	0	0	
Discount Coupons Sales 25%	0	0	0	0	0	0	0	0	0	0	
Daily Pass Sales	0	0	2049	537862.5	2085	312750	1396	436250	0	0	
Daily Pass Return Entry	0	0	8196	0	8340	0	5584	0	0	0	
Local Pass Sales	0	0	0	0	0	0	0	0	0	0	
Return Pass Sales	0	0	2344	369180	2216	199440	1957	366937.5	0	0	
Return Pass Entry	0	0	2344	0	2216	0	1957	0	0	0	
MSRTC BUS Exempted Entry	0	0	7925	0	0	0	0	0	0	0	
SCHOOL BUS Exempted Entry	0	0	8958	0	0	0	0	0	0	0	
Government Exempted	0	0	704	0	623	0	201	0	0	0	
Political parties vehicles Traffic count which is not paying toll though payable	0	0	5326	0	11186	0	4335	0	0	0	
Plaza to plaza Exempted within 6 hours	0	0	971	0	806	0	986	0	0	0	
Violation Entry	0	0	0	0	0	0	0	0	0	0	
Total			44250	1230232.5	33494	663870	21034	1292562.5	0	0	
							Total Tollable Vechicle Count		59,520.00		
							Total NONTollable Vechicle Count		39,258.00		
							Total Vechicle Count		98,778.00		
							Total Monthly Collection		3,186,665.00		


**Fastgo Infra Pvt.Ltd.and JV.
Nagpur IRDP Toll**

Monthly Tollable & NON Tollable Traffic Count And Revenue Entry Details

Date		01-03-2025 TO 31-03-2025									
Section Name		Wadi Toll Nagpur IRDP									
Bank Name Where Cash Depositing		-----									
Bank Account Number		-----									
Collection Depositing Date		-----									
Transaction Type	Car/Jeep Count	Car/Jeep Amount (In.Rs.)	Bus / Truck Count	Bus / Truck Amount (In.Rs.)	LCV Count	LCV Amount (In. Rs.)	MAV (Multi Axle Vehicle)Count	MAV (Multi Axle Vehicle) Amount	More Than 3 Axle Count	More Than 3 Axle Amount	
1	2	3	4	5	6	7	8	9	10	11	
Single Journey	0	0	2090	219450	1716	102960	2658	332250	0	0	
Monthly Pass Entry	0	0	2095	0	3047	0	576	0	0	0	
Discount Coupons Entry 50%	0	0	92	0	197	0	77	0	0	0	
Discount Coupons Sales 25%	0	0	0	0	0	0	0	0	0	0	
Daily Pass Sales	0	0	1393	365662.5	1418	212700	947	295937.5	0	0	
Daily Pass Return Entry	0	0	5572	0	5672	0	3788	0	0	0	
Local Pass Sales	0	0	0	0	0	0	0	0	0	0	
Return Pass Sales	0	0	1593	250897.5	1502	135180	1327	248812.5	0	0	
Return Pass Entry	0	0	1593	0	1502	0	1327	0	0	0	
MSRTC BUS Exempted Entry	0	0	6835	0	0	0	0	0	0	0	
SCHOOL BUS Exempted Entry	0	0	8318	0	0	0	0	0	0	0	
Government Exempted	0	0	653	0	578	0	186	0	0	0	
Political parties vehicles Traffic count which is not paying toll though payable	0	0	4946	0	10387	0	4026	0	0	0	
Plaza to plaza Exempted within 6 hours	0	0	902	0	748	0	916	0	0	0	
Violation Entry	0	0	0	0	0	0	0	0	0	0	
Total			36082	836010	26767	450840	15828	877000	0	0	
									Total Tollable Vehicle Count		42,748.00
									Total NONTollable Vehicle Count		35,929.00
									Total Vehicle Count		78,677.00
									Total Monthly Collection		2,163,850.00

**Fastgo Infra Pvt.Ltd.and JV.
Nagpur IRDP Toll**

Monthly Tollable & NON Tollable Traffic Count And Revenue Entry Details

Date		01-03-2025 TO 31-03-2025									
Section Name		All Toll Nagpur IRDP									
Bank Name Where Cash Depositing		-----									
Bank Account Number		-----									
Collection Depositing Date		-----									
Transaction Type	Car/Jeep Count	Car/Jeep Amount (In.Rs.)	Bus / Truck Count	Bus / Truck Amount (In.Rs.)	LCV Count	LCV Amount (In. Rs.)	MAV (Multi Axle Vehicle)Count	MAV (Multi Axle Vehicle) Amount	More Than 3 Axle Count	More Than 3 Axle Amount	
1	2	3	4	5	6	7	8	9	10	11	
Single Journey	0	0	10997	1154685	9039	542340	13983	1747875	0	0	
Monthly Pass Entry	0	0	10743	0	15624	0	2954	0	0	0	
Discount Coupons Entry 50%	0	0	472	0	1012	0	395	0	0	0	
Discount Coupons Sales 25%	0	0	0	0	0	0	0	0	0	0	
Daily Pass Sales	0	0	7334	1925175	7462	1119300	4988	1558750	0	0	
Daily Pass Return Entry	0	0	29336	0	29848	0	19952	0	0	0	
Local Pass Sales	0	0	0	0	0	0	0	0	0	0	
Return Pass Sales	0	0	8374	1318905	7908	711720	6994	1311375	0	0	
Return Pass Entry	0	0	8374	0	7908	0	6994	0	0	0	
MSRTC BUS Exempted Entry	0	0	53654	0	0	0	0	0	0	0	
SCHOOL BUS Exempted Entry	0	0	42658	0	0	0	0	0	0	0	
Government Exempted	0	0	3351	0	2965	0	956	0	0	0	
Political parties vehicles Traffic count which is not paying toll though payable	0	0	25364	0	53265	0	20646	0	0	0	
Plaza to plaza Exempted within 6 hours	0	0	4624	0	3836	0	4696	0	0	0	
Violation Entry	0	0	0	0	0	0	0	0	0	0	
Total			205281	4398765	138867	2373360	82558	4618000	0	0	
									Total Tollable Vehicle Count		223,847.00
									Total NONTollable Vehicle Count		202,859.00
									Total Vehicle Count		426,706.00
									Total Vehicle Amount		11,390,125.00
									Total Discount Sales		103,750.00
									Total Pass Sales		421,750.00
									Total Monthly Collection		11,915,625.00