



**Fastgo Infra Pvt.Ltd.and JV.  
Nagpur IRDP Toll**

**Monthly Tollable & NON Tollable Traffic Count And Revenue Entry Details**

| Date  |                | 01-01-2025 TO 31-01-2025 |                   |                             |               |                      |                               |                                 |  |                         |                      |
|---|----------------|--------------------------|-------------------|-----------------------------|---------------|----------------------|-------------------------------|---------------------------------|--|-------------------------|----------------------|
| Section Name  |                | All Toll Nagpur IRDP     |                   |                             |               |                      |                               |                                 |  |                         |                      |
| Bank Name Where Cash Depositing   |                | -----                    |                   |                             |               |                      |                               |                                 |  |                         |                      |
| Bank Account Number   |                | -----                    |                   |                             |               |                      |                               |                                 |  |                         |                      |
| Collection Depositing Date  |                | -----                    |                   |                             |               |                      |                               |                                 |  |                         |                      |
| Transaction Type  | Car/Jeep Count | Car/Jeep Amount (In.Rs.) | Bus / Truck Count | Bus / Truck Amount (In.Rs.) | LCV Count     | LCV Amount (In. Rs.) | MAV (Multi Axle Vehicle)Count | MAV (Multi Axle Vehicle) Amount | More Than 3 Axle Count                 | More Than 3 Axle Amount |                      |
| 1   | 2              | 3                        | 4                 | 5                           | 6             | 7                    | 8                             | 9                               | 10                                     | 11                      |                      |
| Single Journey  | 0              | 0                        | 11056             | 1160880                     | 9217          | 553020               | 14441                         | 1805125                         | 0                                      | 0                       |                      |
| Monthly Pass Entry  | 0              | 0                        | 10643             | 0                           | 13699         | 0                    | 2863                          | 0                               | 0                                      | 0                       |                      |
| Discount Coupons Entry 50%  | 0              | 0                        | 468               | 0                           | 924           | 0                    | 376                           | 0                               | 0                                      | 0                       |                      |
| Discount Coupons Sales 25%  | 0              | 0                        | 0                 | 0                           | 0             | 0                    | 0                             | 0                               | 0                                      | 0                       |                      |
| Daily Pass Sales  | 0              | 0                        | 6318              | 1658475                     | 7612          | 1141800              | 5162                          | 1613125                         | 0                                      | 0                       |                      |
| Daily Pass Return Entry   | 0              | 0                        | 25272             | 0                           | 30448         | 0                    | 20648                         | 0                               | 0                                      | 0                       |                      |
| Local Pass Sales  | 0              | 0                        | 0                 | 0                           | 0             | 0                    | 0                             | 0                               | 0                                      | 0                       |                      |
| Return Pass Sales   | 0              | 0                        | 8417              | 1325677.5                   | 8064          | 725760               | 7223                          | 1354312.5                       | 0                                      | 0                       |                      |
| Return Pass Entry   | 0              | 0                        | 8417              | 0                           | 8064          | 0                    | 7223                          | 0                               | 0                                      | 0                       |                      |
| MSRTC BUS Exempted Entry  | 0              | 0                        | 51374             | 0                           | 0             | 0                    | 0                             | 0                               | 0                                      | 0                       |                      |
| SCHOOL BUS Exempted Entry   | 0              | 0                        | 48652             | 0                           | 0             | 0                    | 0                             | 0                               | 0                                      | 0                       |                      |
| Government Exempted   | 0              | 0                        | 3263              | 0                           | 2854          | 0                    | 865                           | 0                               | 0                                      | 0                       |                      |
| Political parties vehicles Traffic count which is not paying toll though payable    | 0              | 0                        | 24364             | 0                           | 52235         | 0                    | 19657                         | 0                               | 0                                      | 0                       |                      |
| Plaza to plaza Exempted within 6 hours  | 0              | 0                        | 4126              | 0                           | 3326          | 0                    | 4532                          | 0                               | 0                                      | 0                       |                      |
| Violation Entry   | 0              | 0                        | 0                 | 0                           | 0             | 0                    | 0                             | 0                               | 0                                      | 0                       |                      |
| <b>Total</b>  |                |                          | <b>202370</b>     | <b>4145032.5</b>            | <b>136443</b> | <b>2420580</b>       | <b>82990</b>                  | <b>4772562.5</b>                | <b>0</b>                               | <b>0</b>                |                      |
|  |                |                          |                   |                             |               |                      |                               |                                 | <b>Total Tollable Vehicle Count</b>    |                         | <b>218,539.00</b>    |
|   |                |                          |                   |                             |               |                      |                               |                                 | <b>Total NONTollable Vehicle Count</b> |                         | <b>203,264.00</b>    |
|   |                |                          |                   |                             |               |                      |                               |                                 | <b>Total Vehicle Count</b>             |                         | <b>421,803.00</b>    |
|   |                |                          |                   |                             |               |                      |                               |                                 | <b>Total Vehicle Amount</b>            |                         | <b>11,338,175.00</b> |
|   |                |                          |                   |                             |               |                      |                               |                                 | <b>Total Discount Sales</b>            |                         | <b>96,000.00</b>     |
|   |                |                          |                   |                             |               |                      |                               |                                 | <b>Total Pass Sales</b>                |                         | <b>432,250.00</b>    |
|   |                |                          |                   |                             |               |                      |                               |                                 | <b>Total Monthly Collection</b>        |                         | <b>11,866,425.00</b> |


**Fastgo Infra Pvt.Ltd.and JV.  
Nagpur IRDP Toll**

**Monthly Tollable & NON Tollable Traffic Count And Revenue Entry Details**

| Date  |                | 01-01-2025 TO 31-01-2025 |                   |                             |              |                      |                                |                                 |  |                         |                     |
|---|----------------|--------------------------|-------------------|-----------------------------|--------------|----------------------|--------------------------------|---------------------------------|--|-------------------------|---------------------|
| Section Name  |                | Katol Toll Nagpur IRDP   |                   |                             |              |                      |                                |                                 |  |                         |                     |
| Bank Name Where Cash Depositing   |                | -----                    |                   |                             |              |                      |                                |                                 |  |                         |                     |
| Bank Account Number   |                | -----                    |                   |                             |              |                      |                                |                                 |  |                         |                     |
| Collection Depositing Date  |                |                          |                   |                             |              |                      |                                |                                 |  |                         |                     |
| Transaction Type  | Car/Jeep Count | Car/Jeep Amount (In.Rs.) | Bus / Truck Count | Bus / Truck Amount (In.Rs.) | LCV Count    | LCV Amount (In. Rs.) | MAV (Multi Axle Vehicle) Count | MAV (Multi Axle Vehicle) Amount | More Than 3 Axle Count                 | More Than 3 Axle Amount |                     |
| 1   | 2              | 3                        | 4                 | 5                           | 6            | 7                    | 8                              | 9                               | 10                                     | 11                      |                     |
| Single Journey  | 0              | 0                        | 2433              | 255465                      | 2028         | 121680               | 3177                           | 397125                          | 0                                      | 0                       |                     |
| Monthly Pass Entry  | 0              | 0                        | 2661              | 0                           | 3425         | 0                    | 716                            | 0                               | 0                                      | 0                       |                     |
| Discount Coupons Entry 50%  | 0              | 0                        | 117               | 0                           | 231          | 0                    | 94                             | 0                               | 0                                      | 0                       |                     |
| Discount Coupons Sales 25%  | 0              | 0                        | 0                 | 0                           | 0            | 0                    | 0                              | 0                               | 0                                      | 0                       |                     |
| Daily Pass Sales  | 0              | 0                        | 1390              | 364875                      | 1676         | 251400               | 1137                           | 355312.5                        | 0                                      | 0                       |                     |
| Daily Pass Return Entry   | 0              | 0                        | 5560              | 0                           | 6704         | 0                    | 4548                           | 0                               | 0                                      | 0                       |                     |
| Local Pass Sales  | 0              | 0                        | 0                 | 0                           | 0            | 0                    | 0                              | 0                               | 0                                      | 0                       |                     |
| Return Pass Sales   | 0              | 0                        | 1854              | 292005                      | 1775         | 159750               | 1588                           | 297750                          | 0                                      | 0                       |                     |
| Return Pass Entry   | 0              | 0                        | 1854              | 0                           | 1775         | 0                    | 1588                           | 0                               | 0                                      | 0                       |                     |
| MSRTC BUS Exempted Entry  | 0              | 0                        | 13987             | 0                           | 0            | 0                    | 0                              | 0                               | 0                                      | 0                       |                     |
| SCHOOL BUS Exempted Entry   | 0              | 0                        | 13136             | 0                           | 0            | 0                    | 0                              | 0                               | 0                                      | 0                       |                     |
| Government Exempted   | 0              | 0                        | 816               | 0                           | 714          | 0                    | 216                            | 0                               | 0                                      | 0                       |                     |
| Political parties vehicles Traffic count which is not paying toll though payable    | 0              | 0                        | 6091              | 0                           | 13059        | 0                    | 5897                           | 0                               | 0                                      | 0                       |                     |
| Plaza to plaza Exempted within 6 hours  | 0              | 0                        | 1032              | 0                           | 832          | 0                    | 1133                           | 0                               | 0                                      | 0                       |                     |
| Violation Entry   | 0              | 0                        | 0                 | 0                           | 0            | 0                    | 0                              | 0                               | 0                                      | 0                       |                     |
| <b>Total</b>  |                |                          | <b>50931</b>      | <b>912345</b>               | <b>32219</b> | <b>532830</b>        | <b>20094</b>                   | <b>1050187.5</b>                | <b>0</b>                               | <b>0</b>                |                     |
|  |                |                          |                   |                             |              |                      |                                |                                 | <b>Total Tollable Vehicle Count</b>    |                         | <b>49,328.00</b>    |
|   |                |                          |                   |                             |              |                      |                                |                                 | <b>Total NONTollable Vehicle Count</b> |                         | <b>53,916.00</b>    |
|   |                |                          |                   |                             |              |                      |                                |                                 | <b>Total Vehicle Count</b>             |                         | <b>103,244.00</b>   |
|   |                |                          |                   |                             |              |                      |                                |                                 | <b>Total Monthly Collection</b>        |                         | <b>2,495,362.50</b> |


**Fastgo Infra Pvt.Ltd.and JV.  
Nagpur IRDP Toll**

**Monthly Tollable & NON Tollable Traffic Count And Revenue Entry Details**

| Date  |                | 01-01-2025 TO 31-01-2025 |                   |                             |              |                      |                                |                                 |  |                         |                     |
|---|----------------|--------------------------|-------------------|-----------------------------|--------------|----------------------|--------------------------------|---------------------------------|--|-------------------------|---------------------|
| Section Name  |                | Higana Toll Nagpur IRDP  |                   |                             |              |                      |                                |                                 |  |                         |                     |
| Bank Name Where Cash Depositing   |                | -----                    |                   |                             |              |                      |                                |                                 |  |                         |                     |
| Bank Account Number   |                | -----                    |                   |                             |              |                      |                                |                                 |  |                         |                     |
| Collection Depositing Date  |                |                          |                   |                             |              |                      |                                |                                 |  |                         |                     |
| Transaction Type  | Car/Jeep Count | Car/Jeep Amount (In.Rs.) | Bus / Truck Count | Bus / Truck Amount (In.Rs.) | LCV Count    | LCV Amount (In. Rs.) | MAV (Multi Axle Vehicle) Count | MAV (Multi Axle Vehicle) Amount | More Than 3 Axle Count                 | More Than 3 Axle Amount |                     |
| 1   | 2              | 3                        | 4                 | 5                           | 6            | 7                    | 8                              | 9                               | 10                                     | 11                      |                     |
| Single Journey  | 0              | 0                        | 1771              | 185955                      | 1477         | 88620                | 2311                           | 288875                          | 0                                      | 0                       |                     |
| Monthly Pass Entry  | 0              | 0                        | 1809              | 0                           | 2329         | 0                    | 487                            | 0                               | 0                                      | 0                       |                     |
| Discount Coupons Entry 50%  | 0              | 0                        | 80                | 0                           | 157          | 0                    | 64                             | 0                               | 0                                      | 0                       |                     |
| Discount Coupons Sales 25%  | 0              | 0                        | 0                 | 0                           | 0            | 0                    | 0                              | 0                               | 0                                      | 0                       |                     |
| Daily Pass Sales  | 0              | 0                        | 1009              | 264862.5                    | 1217         | 182550               | 823                            | 257187.5                        | 0                                      | 0                       |                     |
| Daily Pass Return Entry   | 0              | 0                        | 4036              | 0                           | 4868         | 0                    | 3292                           | 0                               | 0                                      | 0                       |                     |
| Local Pass Sales  | 0              | 0                        | 0                 | 0                           | 0            | 0                    | 0                              | 0                               | 0                                      | 0                       |                     |
| Return Pass Sales   | 0              | 0                        | 1345              | 211837.5                    | 1289         | 116010               | 1157                           | 216937.5                        | 0                                      | 0                       |                     |
| Return Pass Entry   | 0              | 0                        | 1345              | 0                           | 1289         | 0                    | 1157                           | 0                               | 0                                      | 0                       |                     |
| MSRTC BUS Exempted Entry  | 0              | 0                        | 10321             | 0                           | 0            | 0                    | 0                              | 0                               | 0                                      | 0                       |                     |
| SCHOOL BUS Exempted Entry   | 0              | 0                        | 8271              | 0                           | 0            | 0                    | 0                              | 0                               | 0                                      | 0                       |                     |
| Government Exempted   | 0              | 0                        | 555               | 0                           | 485          | 0                    | 147                            | 0                               | 0                                      | 0                       |                     |
| Political parties vehicles Traffic count which is not paying toll though payable    | 0              | 0                        | 4142              | 0                           | 8880         | 0                    | 3342                           | 0                               | 0                                      | 0                       |                     |
| Plaza to plaza Exempted within 6 hours  | 0              | 0                        | 701               | 0                           | 565          | 0                    | 770                            | 0                               | 0                                      | 0                       |                     |
| Violation Entry   | 0              | 0                        | 0                 | 0                           | 0            | 0                    | 0                              | 0                               | 0                                      | 0                       |                     |
| <b>Total</b>  |                |                          | <b>35385</b>      | <b>662655</b>               | <b>22556</b> | <b>387180</b>        | <b>13550</b>                   | <b>763000</b>                   | <b>0</b>                               | <b>0</b>                |                     |
|  |                |                          |                   |                             |              |                      |                                |                                 | <b>Total Tollable Vehicle Count</b>    |                         | <b>35,348.00</b>    |
|   |                |                          |                   |                             |              |                      |                                |                                 | <b>Total NONTollable Vehicle Count</b> |                         | <b>36,143.00</b>    |
|   |                |                          |                   |                             |              |                      |                                |                                 | <b>Total Vehicle Count</b>             |                         | <b>71,491.00</b>    |
|   |                |                          |                   |                             |              |                      |                                |                                 | <b>Total Monthly Collection</b>        |                         | <b>1,812,835.00</b> |

**Fastgo Infra Pvt.Ltd.and JV.  
Nagpur IRDP Toll**


**Monthly Tollable & NON Tollable Traffic Count And Revenue Entry Details**

| Date  |                | 01-01-2025 TO 31-01-2025 |                   |                             |              |                      |                                |                                 |  |                         |                     |
|---|----------------|--------------------------|-------------------|-----------------------------|--------------|----------------------|--------------------------------|---------------------------------|--|-------------------------|---------------------|
| Section Name  |                | Umred Toll Nagpur IRDP   |                   |                             |              |                      |                                |                                 |  |                         |                     |
| Bank Name Where Cash Depositing   |                | -----                    |                   |                             |              |                      |                                |                                 |  |                         |                     |
| Bank Account Number   |                | -----                    |                   |                             |              |                      |                                |                                 |  |                         |                     |
| Collection Depositing Date  |                | -----                    |                   |                             |              |                      |                                |                                 |  |                         |                     |
| Transaction Type  | Car/Jeep Count | Car/Jeep Amount (In.Rs.) | Bus / Truck Count | Bus / Truck Amount (In.Rs.) | LCV Count    | LCV Amount (In. Rs.) | MAV (Multi Axle Vehicle) Count | MAV (Multi Axle Vehicle) Amount | More Than 3 Axle Count                 | More Than 3 Axle Amount |                     |
| 1   | 2              | 3                        | 4                 | 5                           | 6            | 7                    | 8                              | 9                               | 10                                     | 11                      |                     |
| Single Journey  | 0              | 0                        | 1658              | 174090                      | 1382         | 82920                | 2166                           | 270750                          | 0                                      | 0                       |                     |
| Monthly Pass Entry  | 0              | 0                        | 1863              | 0                           | 2397         | 0                    | 501                            | 0                               | 0                                      | 0                       |                     |
| Discount Coupons Entry 50%  | 0              | 0                        | 82                | 0                           | 162          | 0                    | 66                             | 0                               | 0                                      | 0                       |                     |
| Discount Coupons Sales 25%  | 0              | 0                        | 0                 | 0                           | 0            | 0                    | 0                              | 0                               | 0                                      | 0                       |                     |
| Daily Pass Sales  | 0              | 0                        | 949               | 249112.5                    | 1143         | 171450               | 777                            | 242812.5                        | 0                                      | 0                       |                     |
| Daily Pass Return Entry   | 0              | 0                        | 3796              | 0                           | 4572         | 0                    | 3108                           | 0                               | 0                                      | 0                       |                     |
| Local Pass Sales  | 0              | 0                        | 0                 | 0                           | 0            | 0                    | 0                              | 0                               | 0                                      | 0                       |                     |
| Return Pass Sales   | 0              | 0                        | 1262              | 198765                      | 1209         | 108810               | 1084                           | 203250                          | 0                                      | 0                       |                     |
| Return Pass Entry   | 0              | 0                        | 1262              | 0                           | 1209         | 0                    | 1084                           | 0                               | 0                                      | 0                       |                     |
| MSRTC BUS Exempted Entry  | 0              | 0                        | 12306             | 0                           | 0            | 0                    | 0                              | 0                               | 0                                      | 0                       |                     |
| SCHOOL BUS Exempted Entry   | 0              | 0                        | 7541              | 0                           | 0            | 0                    | 0                              | 0                               | 0                                      | 0                       |                     |
| Government Exempted   | 0              | 0                        | 571               | 0                           | 499          | 0                    | 151                            | 0                               | 0                                      | 0                       |                     |
| Political parties vehicles Traffic count which is not paying toll though payable    | 0              | 0                        | 4264              | 0                           | 9141         | 0                    | 2457                           | 0                               | 0                                      | 0                       |                     |
| Plaza to plaza Exempted within 6 hours  | 0              | 0                        | 722               | 0                           | 582          | 0                    | 793                            | 0                               | 0                                      | 0                       |                     |
| Violation Entry   | 0              | 0                        | 0                 | 0                           | 0            | 0                    | 0                              | 0                               | 0                                      | 0                       |                     |
| <b>Total</b>  |                |                          | <b>36276</b>      | <b>621967.5</b>             | <b>22296</b> | <b>363180</b>        | <b>12187</b>                   | <b>716812.5</b>                 | <b>0</b>                               | <b>0</b>                |                     |
|  |                |                          |                   |                             |              |                      |                                |                                 | <b>Total Tollable Vehicle Count</b>    |                         | <b>33,829.00</b>    |
|   |                |                          |                   |                             |              |                      |                                |                                 | <b>Total NONTollable Vehicle Count</b> |                         | <b>36,930.00</b>    |
|   |                |                          |                   |                             |              |                      |                                |                                 | <b>Total Vehicle Count</b>             |                         | <b>70,759.00</b>    |
|   |                |                          |                   |                             |              |                      |                                |                                 | <b>Total Monthly Collection</b>        |                         | <b>1,701,960.00</b> |

## Fastgo Infra Pvt.Ltd.and JV.


### Nagpur IRDP Toll

#### Monthly Tollable & NON Tollable Traffic Count And Revenue Entry Details

| Date  |                | 01-01-2025 TO 31-01-2025 |                   |                             |              |                      |   |                                  |                        |                         |  |
|---|----------------|--------------------------|-------------------|-----------------------------|--------------|----------------------|---|----------------------------------|------------------------|-------------------------|--|
| Section Name  |                | Dhaba Toll Nagpur IRDP   |                   |                             |              |                      |   |                                  |                        |                         |  |
| Bank Name Where Cash Depositing   |                | -----                    |                   |                             |              |                      |   |                                  |                        |                         |  |
| Bank Account Number   |                | -----                    |                   |                             |              |                      |   |                                  |                        |                         |  |
| Collection Depositing Date  |                | -----                    |                   |                             |              |                      |   |                                  |                        |                         |  |
| Transaction Type  | Car/Jeep Count | Car/Jeep Amount (In.Rs.) | Bus / Truck Count | Bus / Truck Amount (In.Rs.) | LCV Count    | LCV Amount (In. Rs.) | MAV (Multi Axle Vechicle) Count         | MAV (Multi Axle Vechicle) Amount | More Than 3 Axle Count | More Than 3 Axle Amount |  |
| 1   | 2              | 3                        | 4                 | 5                           | 6            | 7                    | 8                                       | 9                                | 10                     | 11                      |  |
| Single Journey  | 0              | 0                        | 3093              | 324765                      | 2578         | 154680               | 4044                                    | 505500                           | 0                      | 0                       |  |
| Monthly Pass Entry  | 0              | 0                        | 2235              | 0                           | 2877         | 0                    | 601                                     | 0                                | 0                      | 0                       |  |
| Discount Coupons Entry 50%  | 0              | 0                        | 98                | 0                           | 194          | 0                    | 79                                      | 0                                | 0                      | 0                       |  |
| Discount Coupons Sales 25%  | 0              | 0                        | 0                 | 0                           | 0            | 0                    | 0                                       | 0                                | 0                      | 0                       |  |
| Daily Pass Sales  | 0              | 0                        | 1771              | 464887.5                    | 2129         | 319350               | 1445                                    | 451562.5                         | 0                      | 0                       |  |
| Daily Pass Return Entry   | 0              | 0                        | 7084              | 0                           | 8516         | 0                    | 5780                                    | 0                                | 0                      | 0                       |  |
| Local Pass Sales  | 0              | 0                        | 0                 | 0                           | 0            | 0                    | 0                                       | 0                                | 0                      | 0                       |  |
| Return Pass Sales   | 0              | 0                        | 2356              | 371070                      | 2257         | 203130               | 2021                                    | 378937.5                         | 0                      | 0                       |  |
| Return Pass Entry   | 0              | 0                        | 2356              | 0                           | 2257         | 0                    | 2021                                    | 0                                | 0                      | 0                       |  |
| MSRTC BUS Exempted Entry  | 0              | 0                        | 7925              | 0                           | 0            | 0                    | 0                                       | 0                                | 0                      | 0                       |  |
| SCHOOL BUS Exempted Entry   | 0              | 0                        | 10217             | 0                           | 0            | 0                    | 0                                       | 0                                | 0                      | 0                       |  |
| Government Exempted   | 0              | 0                        | 685               | 0                           | 599          | 0                    | 182                                     | 0                                | 0                      | 0                       |  |
| Political parties vehicles Traffic count which is not paying toll though payable    | 0              | 0                        | 5116              | 0                           | 10969        | 0                    | 4128                                    | 0                                | 0                      | 0                       |  |
| Plaza to plaza Exempted within 6 hours  | 0              | 0                        | 866               | 0                           | 698          | 0                    | 952                                     | 0                                | 0                      | 0                       |  |
| Violation Entry   | 0              | 0                        | 0                 | 0                           | 0            | 0                    | 0                                       | 0                                | 0                      | 0                       |  |
| <b>Total</b>  |                |                          | <b>43802</b>      | <b>1160722.5</b>            | <b>33074</b> | <b>677160</b>        | <b>21253</b>                            | <b>1336000</b>                   | <b>0</b>               | <b>0</b>                |  |
|  |                |                          |                   |                             |              |                      | <b>Total Tollable Vechicle Count</b>    |                                  | <b>58,308.00</b>       |                         |  |
|   |                |                          |                   |                             |              |                      | <b>Total NONTollable Vechicle Count</b> |                                  | <b>39,821.00</b>       |                         |  |
|   |                |                          |                   |                             |              |                      | <b>Total Vechicle Count</b>             |                                  | <b>98,129.00</b>       |                         |  |
|   |                |                          |                   |                             |              |                      | <b>Total Monthly Collection</b>         |                                  | <b>3,173,882.50</b>    |                         |  |

**Fastgo Infra Pvt.Ltd.and JV.  
Nagpur IRDP Toll**

**Monthly Tollable & NON Tollable Traffic Count And Revenue Entry Details**

| Date  |                | 01-01-2025 TO 31-01-2025 |                   |                             |              |                      |                                |                                 |  |                         |                     |
|---|----------------|--------------------------|-------------------|-----------------------------|--------------|----------------------|--------------------------------|---------------------------------|--|-------------------------|---------------------|
| Section Name  |                | Wadi Toll Nagpur IRDP    |                   |                             |              |                      |                                |                                 |  |                         |                     |
| Bank Name Where Cash Depositing   |                | -----                    |                   |                             |              |                      |                                |                                 |  |                         |                     |
| Bank Account Number   |                | -----                    |                   |                             |              |                      |                                |                                 |  |                         |                     |
| Collection Depositing Date  |                | -----                    |                   |                             |              |                      |                                |                                 |  |                         |                     |
| Transaction Type  | Car/Jeep Count | Car/Jeep Amount (In.Rs.) | Bus / Truck Count | Bus / Truck Amount (In.Rs.) | LCV Count    | LCV Amount (In. Rs.) | MAV (Multi Axle Vehicle) Count | MAV (Multi Axle Vehicle) Amount | More Than 3 Axle Count                 | More Than 3 Axle Amount |                     |
| 1   | 2              | 3                        | 4                 | 5                           | 6            | 7                    | 8                              | 9                               | 10                                     | 11                      |                     |
| Single Journey  | 0              | 0                        | 2101              | 220605                      | 1752         | 105120               | 2743                           | 342875                          | 0                                      | 0                       |                     |
| Monthly Pass Entry  | 0              | 0                        | 2075              | 0                           | 2671         | 0                    | 558                            | 0                               | 0                                      | 0                       |                     |
| Discount Coupons Entry 50%  | 0              | 0                        | 91                | 0                           | 180          | 0                    | 73                             | 0                               | 0                                      | 0                       |                     |
| Discount Coupons Sales 25%  | 0              | 0                        | 0                 | 0                           | 0            | 0                    | 0                              | 0                               | 0                                      | 0                       |                     |
| Daily Pass Sales  | 0              | 0                        | 1199              | 314737.5                    | 1447         | 217050               | 980                            | 306250                          | 0                                      | 0                       |                     |
| Daily Pass Return Entry   | 0              | 0                        | 4796              | 0                           | 5788         | 0                    | 3920                           | 0                               | 0                                      | 0                       |                     |
| Local Pass Sales  | 0              | 0                        | 0                 | 0                           | 0            | 0                    | 0                              | 0                               | 0                                      | 0                       |                     |
| Return Pass Sales   | 0              | 0                        | 1600              | 252000                      | 1534         | 138060               | 1373                           | 257437.5                        | 0                                      | 0                       |                     |
| Return Pass Entry   | 0              | 0                        | 1600              | 0                           | 1534         | 0                    | 1373                           | 0                               | 0                                      | 0                       |                     |
| MSRTC BUS Exempted Entry  | 0              | 0                        | 6835              | 0                           | 0            | 0                    | 0                              | 0                               | 0                                      | 0                       |                     |
| SCHOOL BUS Exempted Entry   | 0              | 0                        | 9487              | 0                           | 0            | 0                    | 0                              | 0                               | 0                                      | 0                       |                     |
| Government Exempted   | 0              | 0                        | 636               | 0                           | 557          | 0                    | 169                            | 0                               | 0                                      | 0                       |                     |
| Political parties vehicles Traffic count which is not paying toll though payable    | 0              | 0                        | 4751              | 0                           | 10186        | 0                    | 3833                           | 0                               | 0                                      | 0                       |                     |
| Plaza to plaza Exempted within 6 hours  | 0              | 0                        | 805               | 0                           | 649          | 0                    | 884                            | 0                               | 0                                      | 0                       |                     |
| Violation Entry   | 0              | 0                        | 0                 | 0                           | 0            | 0                    | 0                              | 0                               | 0                                      | 0                       |                     |
| <b>Total</b>  |                |                          | <b>35976</b>      | <b>787342.5</b>             | <b>26298</b> | <b>460230</b>        | <b>15906</b>                   | <b>906562.5</b>                 | <b>0</b>                               | <b>0</b>                |                     |
|  |                |                          |                   |                             |              |                      |                                |                                 | <b>Total Tollable Vehicle Count</b>    |                         | <b>41,726.00</b>    |
|   |                |                          |                   |                             |              |                      |                                |                                 | <b>Total NONTollable Vehicle Count</b> |                         | <b>36,454.00</b>    |
|   |                |                          |                   |                             |              |                      |                                |                                 | <b>Total Vehicle Count</b>             |                         | <b>78,180.00</b>    |
|   |                |                          |                   |                             |              |                      |                                |                                 | <b>Total Monthly Collection</b>        |                         | <b>2,154,135.00</b> |