



**Fastgo Infra Pvt.Ltd.and JV.  
Nagpur IRDP Toll**

**Monthly Tollable & NON Tollable Traffic Count And Revenue Entry Details**

Date		01-09-2024 TO 30-09-2024									
Section Name		All Toll Nagpur IRDP									
Bank Name Where Cash Depositing		-----									
Bank Account Number		-----									
Collection Depositing Date		-----									
Transaction Type	Car/Jeep Count	Car/Jeep Amount (In.Rs.)	Bus / Truck Count	Bus / Truck Amount (In.Rs.)	LCV Count	LCV Amount (In. Rs.)	MAV (Multi Axle Vehicle)Count	MAV (Multi Axle Vehicle) Amount	More Than 3 Axle Count	More Than 3 Axle Amount	
1	2	3	4	5	6	7	8	9	10	11	
Single Journey	0	0	10188	1069740	8278	496680	12254	1531750	0	0	
Monthly Pass Entry	0	0	11371	0	13929	0	2644	0	0	0	
Discount Coupons Entry 50%	0	0	381	0	717	0	169	0	0	0	
Discount Coupons Sales 25%	0	0	0	0	0	0	0	0	0	0	
Daily Pass Sales	0	0	7834	2056425	7659	1148850	4813	1504062.5	0	0	
Daily Pass Return Entry	0	0	31481	0	36166	0	19341	0	0	0	
Local Pass Sales	0	0	0	0	0	0	0	0	0	0	
Return Pass Sales	0	0	8883	1399072.5	7457	671130	5901	1106437.5	0	0	
Return Pass Entry	0	0	8883	0	7457	0	5901	0	0	0	
MSRTC BUS Exempted Entry	0	0	42872	0	0	0	0	0	0	0	
SCHOOL BUS Exempted Entry	0	0	59392	0	0	0	0	0	0	0	
Government Exempted	0	0	1965	0	1444	0	740	0	0	0	
Political parties vehicles Traffic count which is not paying toll though payable	0	0	20750	0	53414	0	15858	0	0	0	
Plaza to plaza Exempted within 6 hours	0	0	1872	0	2179	0	3679	0	0	0	
Violation Entry	0	0	0	0	0	0	0	0	0	0	
<b>Total</b>			<b>205872</b>	<b>4525237.5</b>	<b>138700</b>	<b>2316660</b>	<b>71300</b>	<b>4142250</b>	<b>0</b>	<b>0</b>	
									<b>Total Tollable Vehicle Count</b>		<b>219,437.00</b>
									<b>Total NONTollable Vehicle Count</b>		<b>196,435.00</b>
									<b>Total Vehicle Count</b>		<b>415,872.00</b>
									<b>Total Vehicle Amount</b>		<b>10,984,147.50</b>
									<b>Total Discount Sales</b>		<b>89,750.00</b>
									<b>Total Pass Sales</b>		<b>419,750.00</b>
									<b>Total Monthly Collection</b>		<b>11,493,647.50</b>


**Fastgo Infra Pvt.Ltd.and JV.  
Nagpur IRDP Toll**

**Monthly Tollable & NON Tollable Traffic Count And Revenue Entry Details**

Date		01-09-2024 TO 30-09-2024									
Section Name		Katol Toll Nagpur IRDP									
Bank Name Where Cash Depositing		-----									
Bank Account Number		-----									
Collection Depositing Date											
Transaction Type	Car/Jeep Count	Car/Jeep Amount (In.Rs.)	Bus / Truck Count	Bus / Truck Amount (In.Rs.)	LCV Count	LCV Amount (In. Rs.)	MAV (Multi Axle Vehicle) Count	MAV (Multi Axle Vehicle) Amount	More Than 3 Axle Count	More Than 3 Axle Amount	
1	2	3	4	5	6	7	8	9	10	11	
Single Journey	0	0	2242	235410	1820	109200	2696	337000	0	0	
Monthly Pass Entry	0	0	2843	0	3482	0	661	0	0	0	
Discount Coupons Entry 50%	0	0	95	0	179	0	42	0	0	0	
Discount Coupons Sales 25%	0	0	0	0	0	0	0	0	0	0	
Daily Pass Sales	0	0	1723	452287.5	1686	252900	1059	330937.5	0	0	
Daily Pass Return Entry	0	0	6962	0	7679	0	4740	0	0	0	
Local Pass Sales	0	0	0	0	0	0	0	0	0	0	
Return Pass Sales	0	0	1955	307912.5	1641	147690	1298	243375	0	0	
Return Pass Entry	0	0	1955	0	1641	0	1298	0	0	0	
MSRTC BUS Exempted Entry	0	0	12718	0	0	0	0	0	0	0	
SCHOOL BUS Exempted Entry	0	0	14848	0	0	0	0	0	0	0	
Government Exempted	0	0	491	0	361	0	185	0	0	0	
Political parties vehicles Traffic count which is not paying toll though payable	0	0	5188	0	13354	0	4465	0	0	0	
Plaza to plaza Exempted within 6 hours	0	0	468	0	545	0	920	0	0	0	
Violation Entry	0	0	0	0	0	0	0	0	0	0	
<b>Total</b>			<b>51488</b>	<b>995610</b>	<b>32388</b>	<b>509790</b>	<b>17364</b>	<b>911312.5</b>	<b>0</b>	<b>0</b>	
									<b>Total Tollable Vehicle Count</b>		<b>49,630.00</b>
									<b>Total NONTollable Vehicle Count</b>		<b>51,610.00</b>
									<b>Total Vehicle Count</b>		<b>101,240.00</b>
									<b>Total Monthly Collection</b>		<b>2,416,712.50</b>

**Fastgo Infra Pvt.Ltd.and JV.  
Nagpur IRDP Toll**


**Monthly Tollable & NON Tollable Traffic Count And Revenue Entry Details**

Date		01-09-2024 TO 30-09-2024									
Section Name		Higana Toll Nagpur IRDP									
Bank Name Where Cash Depositing		-----									
Bank Account Number		-----									
Collection Depositing Date											
Transaction Type	Car/Jeep Count	Car/Jeep Amount (In.Rs.)	Bus / Truck Count	Bus / Truck Amount (In.Rs.)	LCV Count	LCV Amount (In. Rs.)	MAV (Multi Axle Vehicle) Count	MAV (Multi Axle Vehicle) Amount	More Than 3 Axle Count	More Than 3 Axle Amount	
1	2	3	4	5	6	7	8	9	10	11	
Single Journey	0	0	1633	171465	1326	79560	1962	245250	0	0	
Monthly Pass Entry	0	0	1933	0	2368	0	449	0	0	0	
Discount Coupons Entry 50%	0	0	65	0	122	0	29	0	0	0	
Discount Coupons Sales 25%	0	0	0	0	0	0	0	0	0	0	
Daily Pass Sales	0	0	1253	328912.5	1225	183750	769	240312.5	0	0	
Daily Pass Return Entry	0	0	5012	0	6125	0	3061	0	0	0	
Local Pass Sales	0	0	0	0	0	0	0	0	0	0	
Return Pass Sales	0	0	1421	223807.5	1192	107280	941	176437.5	0	0	
Return Pass Entry	0	0	1421	0	1192	0	941	0	0	0	
MSRTC BUS Exempted Entry	0	0	7288	0	0	0	0	0	0	0	
SCHOOL BUS Exempted Entry	0	0	10097	0	0	0	0	0	0	0	
Government Exempted	0	0	334	0	245	0	126	0	0	0	
Political parties vehicles Traffic count which is not paying toll though payable	0	0	3528	0	9080	0	2669	0	0	0	
Plaza to plaza Exempted within 6 hours	0	0	318	0	370	0	625	0	0	0	
Violation Entry	0	0	0	0	0	0	0	0	0	0	
<b>Total</b>			<b>34303</b>	<b>724185</b>	<b>23245</b>	<b>370590</b>	<b>11572</b>	<b>662000</b>	<b>0</b>	<b>0</b>	
									<b>Total Tollable Vehicle Count</b>		<b>35,753.00</b>
									<b>Total NONTollable Vehicle Count</b>		<b>33,367.00</b>
									<b>Total Vehicle Count</b>		<b>69,120.00</b>
									<b>Total Monthly Collection</b>		<b>1,756,775.00</b>

## Fastgo Infra Pvt.Ltd.and JV.


### Nagpur IRDP Toll

#### Monthly Tollable & NON Tollable Traffic Count And Revenue Entry Details

Date		01-09-2024 TO 30-09-2024									
Section Name		Umred Toll Nagpur IRDP									
Bank Name Where Cash Depositing		-----									
Bank Account Number		-----									
Collection Depositing Date		-----									
Transaction Type	Car/Jeep Count	Car/Jeep Amount (In.Rs.)	Bus / Truck Count	Bus / Truck Amount (In.Rs.)	LCV Count	LCV Amount (In. Rs.)	MAV (Multi Axle Vehicle) Count	MAV (Multi Axle Vehicle) Amount	More Than 3 Axle Count	More Than 3 Axle Amount	
1	2	3	4	5	6	7	8	9	10	11	
Single Journey	0	0	1525	160125	1242	74520	1839	229875	0	0	
Monthly Pass Entry	0	0	1990	0	2438	0	463	0	0	0	
Discount Coupons Entry 50%	0	0	67	0	125	0	30	0	0	0	
Discount Coupons Sales 25%	0	0	0	0	0	0	0	0	0	0	
Daily Pass Sales	0	0	1175	308437.5	1149	172350	722	225625	0	0	
Daily Pass Return Entry	0	0	4700	0	5820	0	2488	0	0	0	
Local Pass Sales	0	0	0	0	0	0	0	0	0	0	
Return Pass Sales	0	0	1333	209947.5	1118	100620	885	165937.5	0	0	
Return Pass Entry	0	0	1333	0	1118	0	885	0	0	0	
MSRTC BUS Exempted Entry	0	0	9503	0	0	0	0	0	0	0	
SCHOOL BUS Exempted Entry	0	0	10394	0	0	0	0	0	0	0	
Government Exempted	0	0	344	0	253	0	130	0	0	0	
Political parties vehicles Traffic count which is not paying toll though payable	0	0	3630	0	9347	0	2775	0	0	0	
Plaza to plaza Exempted within 6 hours	0	0	328	0	381	0	344	0	0	0	
Violation Entry	0	0	0	0	0	0	0	0	0	0	
<b>Total</b>			<b>36322</b>	<b>678510</b>	<b>22991</b>	<b>347490</b>	<b>10561</b>	<b>621437.5</b>	<b>0</b>	<b>0</b>	
									<b>Total Tollable Vehicle Count</b>		<b>33,498.00</b>
									<b>Total NONTollable Vehicle Count</b>		<b>36,376.00</b>
									<b>Total Vehicle Count</b>		<b>69,874.00</b>
									<b>Total Monthly Collection</b>		<b>1,647,437.50</b>


**Fastgo Infra Pvt.Ltd.and JV.  
Nagpur IRDP Toll**

**Monthly Tollable & NON Tollable Traffic Count And Revenue Entry Details**

Date		01-09-2024 TO 30-09-2024									
Section Name		Dhaba Toll Nagpur IRDP									
Bank Name Where Cash Depositing		-----									
Bank Account Number		-----									
Collection Depositing Date											
Transaction Type	Car/Jeep Count	Car/Jeep Amount (In.Rs.)	Bus / Truck Count	Bus / Truck Amount (In.Rs.)	LCV Count	LCV Amount (In. Rs.)	MAV (Multi Axle Vehicle) Count	MAV (Multi Axle Vehicle) Amount	More Than 3 Axle Count	More Than 3 Axle Amount	
1	2	3	4	5	6	7	8	9	10	11	
Single Journey	0	0	2852	299460	2317	139020	3430	428750	0	0	
Monthly Pass Entry	0	0	2388	0	2925	0	555	0	0	0	
Discount Coupons Entry 50%	0	0	80	0	151	0	35	0	0	0	
Discount Coupons Sales 25%	0	0	0	0	0	0	0	0	0	0	
Daily Pass Sales	0	0	2193	575662.5	2146	321900	1349	421562.5	0	0	
Daily Pass Return Entry	0	0	8772	0	10730	0	5396	0	0	0	
Local Pass Sales	0	0	0	0	0	0	0	0	0	0	
Return Pass Sales	0	0	2488	391860	2088	187920	1652	309750	0	0	
Return Pass Entry	0	0	2488	0	2088	0	1652	0	0	0	
MSRTC BUS Exempted Entry	0	0	7003	0	0	0	0	0	0	0	
SCHOOL BUS Exempted Entry	0	0	12472	0	0	0	0	0	0	0	
Government Exempted	0	0	413	0	303	0	155	0	0	0	
Political parties vehicles Traffic count which is not paying toll though payable	0	0	4358	0	11217	0	2557	0	0	0	
Plaza to plaza Exempted within 6 hours	0	0	393	0	458	0	1073	0	0	0	
Violation Entry	0	0	0	0	0	0	0	0	0	0	
<b>Total</b>			<b>45900</b>	<b>1266982.5</b>	<b>34423</b>	<b>648840</b>	<b>17854</b>	<b>1160062.5</b>	<b>0</b>	<b>0</b>	
									<b>Total Tollable Vehicle Count</b>		<b>59,699.00</b>
									<b>Total NONTollable Vehicle Count</b>		<b>38,478.00</b>
									<b>Total Vehicle Count</b>		<b>98,177.00</b>
									<b>Total Monthly Collection</b>		<b>3,075,885.00</b>

**Fastgo Infra Pvt.Ltd.and JV.  
Nagpur IRDP Toll**

**Monthly Tollable & NON Tollable Traffic Count And Revenue Entry Details**

Date		01-09-2024 TO 30-09-2024									
Section Name		Wadi Toll Nagpur IRDP									
Bank Name Where Cash Depositing		-----									
Bank Account Number		-----									
Collection Depositing Date		-----									
Transaction Type	Car/Jeep Count	Car/Jeep Amount (In.Rs.)	Bus / Truck Count	Bus / Truck Amount (In.Rs.)	LCV Count	LCV Amount (In. Rs.)	MAV (Multi Axle Vehicle) Count	MAV (Multi Axle Vehicle) Amount	More Than 3 Axle Count	More Than 3 Axle Amount	
1	2	3	4	5	6	7	8	9	10	11	
Single Journey	0	0	1936	203280	1573	94380	2327	290875	0	0	
Monthly Pass Entry	0	0	2217	0	2716	0	516	0	0	0	
Discount Coupons Entry 50%	0	0	74	0	140	0	33	0	0	0	
Discount Coupons Sales 25%	0	0	0	0	0	0	0	0	0	0	
Daily Pass Sales	0	0	1490	391125	1453	217950	914	285625	0	0	
Daily Pass Return Entry	0	0	6035	0	5812	0	3656	0	0	0	
Local Pass Sales	0	0	0	0	0	0	0	0	0	0	
Return Pass Sales	0	0	1686	265545	1418	127620	1125	210937.5	0	0	
Return Pass Entry	0	0	1686	0	1418	0	1125	0	0	0	
MSRTC BUS Exempted Entry	0	0	6360	0	0	0	0	0	0	0	
SCHOOL BUS Exempted Entry	0	0	11581	0	0	0	0	0	0	0	
Government Exempted	0	0	383	0	282	0	144	0	0	0	
Political parties vehicles Traffic count which is not paying toll though payable	0	0	4046	0	10416	0	3392	0	0	0	
Plaza to plaza Exempted within 6 hours	0	0	365	0	425	0	717	0	0	0	
Violation Entry	0	0	0	0	0	0	0	0	0	0	
<b>Total</b>			<b>37859</b>	<b>859950</b>	<b>25653</b>	<b>439950</b>	<b>13949</b>	<b>787437.5</b>	<b>0</b>	<b>0</b>	
							<b>Total Tollable Vehicle Count</b>		<b>40,857.00</b>		
							<b>Total NONTollable Vehicle Count</b>		<b>36,604.00</b>		
							<b>Total Vehicle Count</b>		<b>77,461.00</b>		
							<b>Total Monthly Collection</b>		<b>2,087,337.50</b>		