



**Fastgo Infra Pvt.Ltd.and JV.
Nagpur IRDP Toll**

Monthly Tollable & NON Tollable Traffic Count And Revenue Entry Details

Date		01-07-2024 TO 31-07-2024									
Section Name		All Toll Nagpur IRDP									
Bank Name Where Cash Depositing		-----									
Bank Account Number		-----									
Collection Depositing Date		-----									
Transaction Type	Car/Jeep Count	Car/Jeep Amount (In.Rs.)	Bus / Truck Count	Bus / Truck Amount (In.Rs.)	LCV Count	LCV Amount (In. Rs.)	MAV (Multi Axle Vehicle)Count	MAV (Multi Axle Vehicle) Amount	More Than 3 Axle Count	More Than 3 Axle Amount	
1	2	3	4	5	6	7	8	9	10	11	
Single Journey	0	0	12125	1273125	9009	540540	13531	1691375	0	0	
Monthly Pass Entry	0	0	10529	0	12072	0	2570	0	0	0	
Discount Coupons Entry 50%	0	0	363	0	675	0	155	0	0	0	
Discount Coupons Sales 25%	0	0	0	0	0	0	0	0	0	0	
Daily Pass Sales	0	0	7443	1953787.5	4844	726600	4960	1550000	0	0	
Daily Pass Return Entry	0	0	37215	0	24220	0	24800	0	0	0	
Local Pass Sales	0	0	0	0	0	0	0	0	0	0	
Return Pass Sales	0	0	8544	1345680	6985	628650	6313	1183687.5	0	0	
Return Pass Entry	0	0	8544	0	6985	0	6313	0	0	0	
MSRTC BUS Exempted Entry	0	0	49893	0	0	0	0	0	0	0	
SCHOOL BUS Exempted Entry	0	0	78064	0	0	0	0	0	0	0	
Government Exempted	0	0	1621	0	997	0	655	0	0	0	
Political parties vehicles Traffic count which is not paying toll though payable	0	0	33067	0	66263	0	13194	0	0	0	
Plaza to plaza Exempted within 6 hours	0	0	1464	0	1963	0	2314	0	0	0	
Violation Entry	0	0	0	0	0	0	0	0	0	0	
Total			248872	4572592.5	134013	1895790	74805	4425062.5	0	0	
									Total Tollable Vehicle Count		2,13,936.00
									Total NONTollable Vehicle Count		2,43,754.00
									Total Vehicle Count		4,57,690.00
									Total Vehicle Amount		1,08,93,445.00
									Total Discount Sales		1,03,250.00
									Total Pass Sales		4,18,750.00
									Total Monthly Collection		1,14,15,445.00


**Fastgo Infra Pvt.Ltd.and JV.
Nagpur IRDP Toll**

Monthly Tollable & NON Tollable Traffic Count And Revenue Entry Details

Date		01-07-2024 TO 31-07-2024									
Section Name		Katol Toll Nagpur IRDP									
Bank Name Where Cash Depositing		-----									
Bank Account Number		-----									
Collection Depositing Date											
Transaction Type	Car/Jeep Count	Car/Jeep Amount (In.Rs.)	Bus / Truck Count	Bus / Truck Amount (In.Rs.)	LCV Count	LCV Amount (In. Rs.)	MAV (Multi Axle Vehicle) Count	MAV (Multi Axle Vehicle) Amount	More Than 3 Axle Count	More Than 3 Axle Amount	
1	2	3	4	5	6	7	8	9	10	11	
Single Journey	0	0	2669	280245	1981	118860	2980	372500	0	0	
Monthly Pass Entry	0	0	1264	0	1449	0	308	0	0	0	
Discount Coupons Entry 50%	0	0	44	0	81	0	19	0	0	0	
Discount Coupons Sales 25%	0	0	0	0	0	0	0	0	0	0	
Daily Pass Sales	0	0	1637	429712.5	1064	159600	1091	340937.5	0	0	
Daily Pass Return Entry	0	0	8185	0	5320	0	5455	0	0	0	
Local Pass Sales	0	0	0	0	0	0	0	0	0	0	
Return Pass Sales	0	0	1879	295942.5	1535	138150	1388	260250	0	0	
Return Pass Entry	0	0	1879	0	1535	0	1388	0	0	0	
MSRTC BUS Exempted Entry	0	0	17961	0	0	0	0	0	0	0	
SCHOOL BUS Exempted Entry	0	0	16393	0	0	0	0	0	0	0	
Government Exempted	0	0	259	0	160	0	105	0	0	0	
Political parties vehicles Traffic count which is not paying toll though payable	0	0	3637	0	15240	0	1583	0	0	0	
Plaza to plaza Exempted within 6 hours	0	0	264	0	353	0	417	0	0	0	
Violation Entry	0	0	0	0	0	0	0	0	0	0	
Total			56071	1005900	28718	416610	14734	973687.5	0	0	
									Total Tollable Vehicle Count		44,185.00
									Total NONTollable Vehicle Count		55,338.00
									Total Vehicle Count		99,523.00
									Total Monthly Collection		23,96,197.50


**Fastgo Infra Pvt.Ltd.and JV.
Nagpur IRDP Toll**

Monthly Tollable & NON Tollable Traffic Count And Revenue Entry Details

Date		01-07-2024 TO 31-07-2024									
Section Name		Higana Toll Nagpur IRDP									
Bank Name Where Cash Depositing		-----									
Bank Account Number		-----									
Collection Depositing Date											
Transaction Type	Car/Jeep Count	Car/Jeep Amount (In.Rs.)	Bus / Truck Count	Bus / Truck Amount (In.Rs.)	LCV Count	LCV Amount (In. Rs.)	MAV (Multi Axle Vehicle) Count	MAV (Multi Axle Vehicle) Amount	More Than 3 Axle Count	More Than 3 Axle Amount	
1	2	3	4	5	6	7	8	9	10	11	
Single Journey	0	0	1940	203700	1442	86520	2159	269875	0	0	
Monthly Pass Entry	0	0	1158	0	1328	0	283	0	0	0	
Discount Coupons Entry 50%	0	0	40	0	74	0	17	0	0	0	
Discount Coupons Sales 25%	0	0	0	0	0	0	0	0	0	0	
Daily Pass Sales	0	0	1191	312637.5	768	115200	792	247500	0	0	
Daily Pass Return Entry	0	0	5955	0	3840	0	3960	0	0	0	
Local Pass Sales	0	0	0	0	0	0	0	0	0	0	
Return Pass Sales	0	0	1366	215145	1115	100350	1010	189375	0	0	
Return Pass Entry	0	0	1366	0	1115	0	1010	0	0	0	
MSRTC BUS Exempted Entry	0	0	7983	0	0	0	0	0	0	0	
SCHOOL BUS Exempted Entry	0	0	8587	0	0	0	0	0	0	0	
Government Exempted	0	0	162	0	100	0	66	0	0	0	
Political parties vehicles Traffic count which is not paying toll though payable	0	0	1984	0	14578	0	1583	0	0	0	
Plaza to plaza Exempted within 6 hours	0	0	220	0	294	0	347	0	0	0	
Violation Entry	0	0	0	0	0	0	0	0	0	0	
Total			31952	731482.5	24654	302070	11227	706750	0	0	
									Total Tollable Vehicle Count		32,790.00
									Total NONTollable Vehicle Count		35,043.00
									Total Vehicle Count		67,833.00
									Total Monthly Collection		17,40,302.50


**Fastgo Infra Pvt.Ltd.and JV.
Nagpur IRDP Toll**

Monthly Tollable & NON Tollable Traffic Count And Revenue Entry Details

Date		01-07-2024 TO 31-07-2024									
Section Name		Umred Toll Nagpur IRDP									
Bank Name Where Cash Depositing		-----									
Bank Account Number		-----									
Collection Depositing Date											
Transaction Type	Car/Jeep Count	Car/Jeep Amount (In.Rs.)	Bus / Truck Count	Bus / Truck Amount (In.Rs.)	LCV Count	LCV Amount (In. Rs.)	MAV (Multi Axle Vehicle) Count	MAV (Multi Axle Vehicle) Amount	More Than 3 Axle Count	More Than 3 Axle Amount	
1	2	3	4	5	6	7	8	9	10	11	
Single Journey	0	0	1814	190470	1348	80880	2031	253875	0	0	
Monthly Pass Entry	0	0	1790	0	2052	0	437	0	0	0	
Discount Coupons Entry 50%	0	0	61	0	114	0	26	0	0	0	
Discount Coupons Sales 25%	0	0	0	0	0	0	0	0	0	0	
Daily Pass Sales	0	0	1114	292425	727	109050	740	231250	0	0	
Daily Pass Return Entry	0	0	5570	0	3635	0	3700	0	0	0	
Local Pass Sales	0	0	0	0	0	0	0	0	0	0	
Return Pass Sales	0	0	1283	202072.5	1047	94230	943	176812.5	0	0	
Return Pass Entry	0	0	1283	0	1047	0	943	0	0	0	
MSRTC BUS Exempted Entry	0	0	11475	0	0	0	0	0	0	0	
SCHOOL BUS Exempted Entry	0	0	7026	0	0	0	0	0	0	0	
Government Exempted	0	0	130	0	79	0	52	0	0	0	
Political parties vehicles Traffic count which is not paying toll though payable	0	0	2976	0	12590	0	3035	0	0	0	
Plaza to plaza Exempted within 6 hours	0	0	102	0	137	0	185	0	0	0	
Violation Entry	0	0	0	0	0	0	0	0	0	0	
Total			34624	684967.5	22776	284160	12092	661937.5	0	0	
									Total Tollable Vehicle Count		32,129.00
									Total NONTollable Vehicle Count		37,363.00
									Total Vehicle Count		69,492.00
									Total Monthly Collection		16,31,065.00


**Fastgo Infra Pvt.Ltd.and JV.
Nagpur IRDP Toll**

Monthly Tollable & NON Tollable Traffic Count And Revenue Entry Details

Date		01-07-2024 TO 31-07-2024									
Section Name		Dhaba Toll Nagpur IRDP									
Bank Name Where Cash Depositing		-----									
Bank Account Number		-----									
Collection Depositing Date		-----									
Transaction Type	Car/Jeep Count	Car/Jeep Amount (In.Rs.)	Bus / Truck Count	Bus / Truck Amount (In.Rs.)	LCV Count	LCV Amount (In. Rs.)	MAV (Multi Axle Vechicle) Count	MAV (Multi Axle Vechicle) Amount	More Than 3 Axle Count	More Than 3 Axle Amount	
1	2	3	4	5	6	7	8	9	10	11	
Single Journey	0	0	3394	356370	2522	151320	3790	473750	0	0	
Monthly Pass Entry	0	0	1895	0	2173	0	463	0	0	0	
Discount Coupons Entry 50%	0	0	22	0	41	0	9	0	0	0	
Discount Coupons Sales 25%	0	0	0	0	0	0	0	0	0	0	
Daily Pass Sales	0	0	2083	546787.5	1359	203850	1391	434687.5	0	0	
Daily Pass Return Entry	0	0	10415	0	6795	0	6955	0	0	0	
Local Pass Sales	0	0	0	0	0	0	0	0	0	0	
Return Pass Sales	0	0	2393	376897.5	1956	176040	1772	332250	0	0	
Return Pass Entry	0	0	2393	0	1956	0	1772	0	0	0	
MSRTC BUS Exempted Entry	0	0	2495	0	0	0	0	0	0	0	
SCHOOL BUS Exempted Entry	0	0	14052	0	0	0	0	0	0	0	
Government Exempted	0	0	97	0	60	0	39	0	0	0	
Political parties vehicles Traffic count which is not paying toll though payable	0	0	4629	0	13915	0	1715	0	0	0	
Plaza to plaza Exempted within 6 hours	0	0	322	0	432	0	509	0	0	0	
Violation Entry	0	0	0	0	0	0	0	0	0	0	
Total			44190	1280055	31209	531210	18415	1240687.5	0	0	
							Total Tollable Vechicle Count		56,812.00		
							Total NONTollable Vechicle Count		37,002.00		
							Total Vechicle Count		93,814.00		
							Total Monthly Collection		30,51,952.50		

**Fastgo Infra Pvt.Ltd.and JV.
Nagpur IRDP Toll**

Monthly Tollable & NON Tollable Traffic Count And Revenue Entry Details

Date		01-07-2024 TO 31-07-2024									
Section Name		Wadi Toll Nagpur IRDP									
Bank Name Where Cash Depositing		-----									
Bank Account Number		-----									
Collection Depositing Date											
Transaction Type	Car/Jeep Count	Car/Jeep Amount (In.Rs.)	Bus / Truck Count	Bus / Truck Amount (In.Rs.)	LCV Count	LCV Amount (In. Rs.)	MAV (Multi Axle Vehicle)Count	MAV (Multi Axle Vehicle) Amount	More Than 3 Axle Count	More Than 3 Axle Amount	
1	2	3	4	5	6	7	8	9	10	11	
Single Journey	0	0	2308	242340	1716	102960	2571	321375	0	0	
Monthly Pass Entry	0	0	4422	0	5070	0	1079	0	0	0	
Discount Coupons Entry 50%	0	0	196	0	365	0	84	0	0	0	
Discount Coupons Sales 25%	0	0	0	0	0	0	0	0	0	0	
Daily Pass Sales	0	0	1418	372225	926	138900	946	295625	0	0	
Daily Pass Return Entry	0	0	7090	0	4630	0	4730	0	0	0	
Local Pass Sales	0	0	0	0	0	0	0	0	0	0	
Return Pass Sales	0	0	1623	255622.5	1332	119880	1200	225000	0	0	
Return Pass Entry	0	0	1623	0	1332	0	1200	0	0	0	
MSRTC BUS Exempted Entry	0	0	9979	0	0	0	0	0	0	0	
SCHOOL BUS Exempted Entry	0	0	32006	0	0	0	0	0	0	0	
Government Exempted	0	0	973	0	598	0	393	0	0	0	
Political parties vehicles Traffic count which is not paying toll though payable	0	0	19841	0	9940	0	5278	0	0	0	
Plaza to plaza Exempted within 6 hours	0	0	556	0	747	0	856	0	0	0	
Violation Entry	0	0	0	0	0	0	0	0	0	0	
Total			82035	870187.5	26656	361740	18337	842000	0	0	
									Total Tollable Vehicle Count		48,020.00
									Total NONTollable Vehicle Count		79,008.00
									Total Vehicle Count		1,27,028.00
									Total Monthly Collection		20,73,927.50