



**Fastgo Infra Pvt.Ltd.and JV.  
Nagpur IRDP Toll**

**Monthly Tollable & NON Tollable Traffic Count And Revenue Entry Details**

Date		01-04-2024 TO 30-04-2024									
Section Name		All Toll Nagpur IRDP									
Bank Name Where Cash Depositing		-----									
Bank Account Number		-----									
Collection Depositing Date		-----									
Transaction Type	Car/Jeep Count	Car/Jeep Amount (In.Rs.)	Bus / Truck Count	Bus / Truck Amount (In.Rs.)	LCV Count	LCV Amount (In. Rs.)	MAV (Multi Axle Vehicle)Count	MAV (Multi Axle Vehicle) Amount	More Than 3 Axle Count	More Than 3 Axle Amount	
1	2	3	4	5	6	7	8	9	10	11	
Single Journey	0	0	12834	1347570	6353	381180	14102	1762750	0	0	
Monthly Pass Entry	0	0	11343	0	13442	0	2764	0	0	0	
Discount Coupons Entry 50%	0	0	424	0	868	0	347	0	0	0	
Discount Coupons Sales 25%	0	0	0	0	0	0	0	0	0	0	
Daily Pass Sales	0	0	7853	2061412.5	3360	504000	4862	1519375	0	0	
Daily Pass Return Entry	0	0	31412	0	13440	0	19448	0	0	0	
Local Pass Sales	0	0	0	0	0	0	0	0	0	0	
Return Pass Sales	0	0	8342	1313865	5813	523170	6582	1234125	0	0	
Return Pass Entry	0	0	8342	0	5813	0	6582	0	0	0	
MSRTC BUS Exempted Entry	0	0	52813	0	0	0	0	0	0	0	
SCHOOL BUS Exempted Entry	0	0	47826	0	0	0	0	0	0	0	
Government Exempted	0	0	2430	0	1496	0	896	0	0	0	
Political parties vehicles Traffic count which is not paying toll though payable	0	0	21844	0	48457	0	18654	0	0	0	
Plaza to plaza Exempted within 6 hours	0	0	2932	0	2629	0	4124	0	0	0	
Violation Entry	0	0	0	0	0	0	0	0	0	0	
<b>Total</b>			<b>208395</b>	<b>4722847.5</b>	<b>101671</b>	<b>1408350</b>	<b>78361</b>	<b>4516250</b>	<b>0</b>	<b>0</b>	
									<b>Total Tollable Vehicle Count</b>		<b>1,94,011.00</b>
									<b>Total NONTollable Vehicle Count</b>		<b>1,94,416.00</b>
									<b>Total Vehicle Count</b>		<b>3,88,427.00</b>
									<b>Total Vehicle Amount</b>		<b>1,06,47,447.50</b>
									<b>Total Discount Sales</b>		<b>95,000.00</b>
									<b>Total Pass Sales</b>		<b>4,18,750.00</b>
									<b>Total Monthly Collection</b>		<b>1,11,61,197.50</b>


**Fastgo Infra Pvt.Ltd.and JV.  
Nagpur IRDP Toll**

**Monthly Tollable & NON Tollable Traffic Count And Revenue Entry Details**

Date		01-04-2024 TO 30-04-2024									
Section Name		Katol Toll Nagpur IRDP									
Bank Name Where Cash Depositing		-----									
Bank Account Number		-----									
Collection Depositing Date											
Transaction Type	Car/Jeep Count	Car/Jeep Amount (In.Rs.)	Bus / Truck Count	Bus / Truck Amount (In.Rs.)	LCV Count	LCV Amount (In. Rs.)	MAV (Multi Axle Vehicle) Count	MAV (Multi Axle Vehicle) Amount	More Than 3 Axle Count	More Than 3 Axle Amount	
1	2	3	4	5	6	7	8	9	10	11	
Single Journey	0	0	2823	296415	1397	83820	3102	387750	0	0	
Monthly Pass Entry	0	0	2836	0	3361	0	691	0	0	0	
Discount Coupons Entry 50%	0	0	106	0	217	0	87	0	0	0	
Discount Coupons Sales 25%	0	0	0	0	0	0	0	0	0	0	
Daily Pass Sales	0	0	1727	453337.5	739	110850	1070	334375	0	0	
Daily Pass Return Entry	0	0	6908	0	2956	0	4280	0	0	0	
Local Pass Sales	0	0	0	0	0	0	0	0	0	0	
Return Pass Sales	0	0	1832	288540	1279	115110	1449	271687.5	0	0	
Return Pass Entry	0	0	1832	0	1279	0	1449	0	0	0	
MSRTC BUS Exempted Entry	0	0	15832	0	0	0	0	0	0	0	
SCHOOL BUS Exempted Entry	0	0	12785	0	0	0	0	0	0	0	
Government Exempted	0	0	608	0	374	0	224	0	0	0	
Political parties vehicles Traffic count which is not paying toll though payable	0	0	5461	0	12114	0	5596	0	0	0	
Plaza to plaza Exempted within 6 hours	0	0	733	0	657	0	1031	0	0	0	
Violation Entry	0	0	0	0	0	0	0	0	0	0	
<b>Total</b>			<b>53483</b>	<b>1038292.5</b>	<b>24373</b>	<b>309780</b>	<b>18979</b>	<b>993812.5</b>	<b>0</b>	<b>0</b>	
									<b>Total Tollable Vehicle Count</b>		<b>43,841.00</b>
									<b>Total NONTollable Vehicle Count</b>		<b>52,994.00</b>
									<b>Total Vehicle Count</b>		<b>96,835.00</b>
									<b>Total Monthly Collection</b>		<b>23,41,885.00</b>


**Fastgo Infra Pvt.Ltd.and JV.  
Nagpur IRDP Toll**

**Monthly Tollable & NON Tollable Traffic Count And Revenue Entry Details**

Date		01-04-2024 TO 30-04-2024									
Section Name		Higana Toll Nagpur IRDP									
Bank Name Where Cash Depositing		-----									
Bank Account Number		-----									
Collection Depositing Date											
Transaction Type	Car/Jeep Count	Car/Jeep Amount (In.Rs.)	Bus / Truck Count	Bus / Truck Amount (In.Rs.)	LCV Count	LCV Amount (In. Rs.)	MAV (Multi Axle Vehicle) Count	MAV (Multi Axle Vehicle) Amount	More Than 3 Axle Count	More Than 3 Axle Amount	
1	2	3	4	5	6	7	8	9	10	11	
Single Journey	0	0	2051	215355	1015	60900	2254	281750	0	0	
Monthly Pass Entry	0	0	1928	0	2285	0	470	0	0	0	
Discount Coupons Entry 50%	0	0	72	0	148	0	59	0	0	0	
Discount Coupons Sales 25%	0	0	0	0	0	0	0	0	0	0	
Daily Pass Sales	0	0	1256	329700	540	81000	779	243437.5	0	0	
Daily Pass Return Entry	0	0	5024	0	2160	0	3116	0	0	0	
Local Pass Sales	0	0	0	0	0	0	0	0	0	0	
Return Pass Sales	0	0	1338	210735	930	83700	1052	197250	0	0	
Return Pass Entry	0	0	1338	0	930	0	1052	0	0	0	
MSRTC BUS Exempted Entry	0	0	9963	0	0	0	0	0	0	0	
SCHOOL BUS Exempted Entry	0	0	8050	0	0	0	0	0	0	0	
Government Exempted	0	0	407	0	254	0	152	0	0	0	
Political parties vehicles Traffic count which is not paying toll though payable	0	0	3713	0	8238	0	3171	0	0	0	
Plaza to plaza Exempted within 6 hours	0	0	498	0	447	0	701	0	0	0	
Violation Entry	0	0	0	0	0	0	0	0	0	0	
<b>Total</b>			<b>35638</b>	<b>755790</b>	<b>16947</b>	<b>225600</b>	<b>12806</b>	<b>722437.5</b>	<b>0</b>	<b>0</b>	
									<b>Total Tollable Vehicle Count</b>		<b>31,443.00</b>
									<b>Total NONTollable Vehicle Count</b>		<b>33,948.00</b>
									<b>Total Vehicle Count</b>		<b>65,391.00</b>
									<b>Total Monthly Collection</b>		<b>17,03,827.50</b>

**Fastgo Infra Pvt.Ltd.and JV.  
Nagpur IRDP Toll**


**Monthly Tollable & NON Tollable Traffic Count And Revenue Entry Details**

Date		01-04-2024 TO 30-04-2024									
Section Name		Umred Toll Nagpur IRDP									
Bank Name Where Cash Depositing		-----									
Bank Account Number		-----									
Collection Depositing Date											
Transaction Type	Car/Jeep Count	Car/Jeep Amount (In.Rs.)	Bus / Truck Count	Bus / Truck Amount (In.Rs.)	LCV Count	LCV Amount (In. Rs.)	MAV (Multi Axle Vehicle) Count	MAV (Multi Axle Vehicle) Amount	More Than 3 Axle Count	More Than 3 Axle Amount	
1	2	3	4	5	6	7	8	9	10	11	
Single Journey	0	0	1925	202125	952	57120	2117	264625	0	0	
Monthly Pass Entry	0	0	1985	0	2352	0	484	0	0	0	
Discount Coupons Entry 50%	0	0	74	0	152	0	61	0	0	0	
Discount Coupons Sales 25%	0	0	0	0	0	0	0	0	0	0	
Daily Pass Sales	0	0	1178	309225	505	75750	730	228125	0	0	
Daily Pass Return Entry	0	0	4712	0	2020	0	2920	0	0	0	
Local Pass Sales	0	0	0	0	0	0	0	0	0	0	
Return Pass Sales	0	0	1252	197190	872	78480	988	185250	0	0	
Return Pass Entry	0	0	1252	0	872	0	988	0	0	0	
MSRTC BUS Exempted Entry	0	0	12163	0	0	0	0	0	0	0	
SCHOOL BUS Exempted Entry	0	0	7340	0	0	0	0	0	0	0	
Government Exempted	0	0	426	0	262	0	157	0	0	0	
Political parties vehicles Traffic count which is not paying toll though payable	0	0	3823	0	8480	0	2332	0	0	0	
Plaza to plaza Exempted within 6 hours	0	0	513	0	460	0	722	0	0	0	
Violation Entry	0	0	0	0	0	0	0	0	0	0	
<b>Total</b>			<b>36643</b>	<b>708540</b>	<b>16927</b>	<b>211350</b>	<b>11499</b>	<b>678000</b>	<b>0</b>	<b>0</b>	
									<b>Total Tollable Vehicle Count</b>		<b>30,086.00</b>
									<b>Total NONTollable Vehicle Count</b>		<b>34,983.00</b>
									<b>Total Vehicle Count</b>		<b>65,069.00</b>
									<b>Total Monthly Collection</b>		<b>15,97,890.00</b>

## Fastgo Infra Pvt.Ltd.and JV.


### Nagpur IRDP Toll

#### Monthly Tollable & NON Tollable Traffic Count And Revenue Entry Details

Date		01-04-2024 TO 30-04-2024									
Section Name		Dhaba Toll Nagpur IRDP									
Bank Name Where Cash Depositing		-----									
Bank Account Number		-----									
Collection Depositing Date											
Transaction Type	Car/Jeep Count	Car/Jeep Amount (In.Rs.)	Bus / Truck Count	Bus / Truck Amount (In.Rs.)	LCV Count	LCV Amount (In. Rs.)	MAV (Multi Axle Vehicle) Count	MAV (Multi Axle Vehicle) Amount	More Than 3 Axle Count	More Than 3 Axle Amount	
1	2	3	4	5	6	7	8	9	10	11	
Single Journey	0	0	3595	377475	1781	106860	3948	493500	0	0	
Monthly Pass Entry	0	0	2382	0	2823	0	580	0	0	0	
Discount Coupons Entry 50%	0	0	89	0	182	0	73	0	0	0	
Discount Coupons Sales 25%	0	0	0	0	0	0	0	0	0	0	
Daily Pass Sales	0	0	2200	577500	938	140700	1359	424687.5	0	0	
Daily Pass Return Entry	0	0	8800	0	3752	0	5436	0	0	0	
Local Pass Sales	0	0	0	0	0	0	0	0	0	0	
Return Pass Sales	0	0	2336	367920	1629	146610	1844	345750	0	0	
Return Pass Entry	0	0	2336	0	1629	0	1844	0	0	0	
MSRTC BUS Exempted Entry	0	0	7931	0	0	0	0	0	0	0	
SCHOOL BUS Exempted Entry	0	0	9944	0	0	0	0	0	0	0	
Government Exempted	0	0	521	0	314	0	188	0	0	0	
Political parties vehicles Traffic count which is not paying toll though payable	0	0	4587	0	10176	0	3917	0	0	0	
Plaza to plaza Exempted within 6 hours	0	0	616	0	552	0	866	0	0	0	
Violation Entry	0	0	0	0	0	0	0	0	0	0	
<b>Total</b>			<b>45337</b>	<b>1322895</b>	<b>23776</b>	<b>394170</b>	<b>20055</b>	<b>1263937.5</b>	<b>0</b>	<b>0</b>	
									<b>Total Tollable Vehicle Count</b>		<b>51,590.00</b>
									<b>Total NONTollable Vehicle Count</b>		<b>37,578.00</b>
									<b>Total Vehicle Count</b>		<b>89,168.00</b>
									<b>Total Monthly Collection</b>		<b>29,81,002.50</b>

**Fastgo Infra Pvt.Ltd.and JV.  
Nagpur IRDP Toll**

**Monthly Tollable & NON Tollable Traffic Count And Revenue Entry Details**

Date		01-04-2024 TO 30-04-2024									
Section Name		Wadi Toll Nagpur IRDP									
Bank Name Where Cash Depositing		-----									
Bank Account Number		-----									
Collection Depositing Date		-----									
Transaction Type	Car/Jeep Count	Car/Jeep Amount (In.Rs.)	Bus / Truck Count	Bus / Truck Amount (In.Rs.)	LCV Count	LCV Amount (In. Rs.)	MAV (Multi Axle Vehicle) Count	MAV (Multi Axle Vehicle) Amount	More Than 3 Axle Count	More Than 3 Axle Amount	
1	2	3	4	5	6	7	8	9	10	11	
Single Journey	0	0	2440	256200	1208	72480	2681	335125	0	0	
Monthly Pass Entry	0	0	2212	0	2621	0	539	0	0	0	
Discount Coupons Entry 50%	0	0	83	0	169	0	67	0	0	0	
Discount Coupons Sales 25%	0	0	0	0	0	0	0	0	0	0	
Daily Pass Sales	0	0	1492	391650	638	95700	924	288750	0	0	
Daily Pass Return Entry	0	0	5968	0	2552	0	3696	0	0	0	
Local Pass Sales	0	0	0	0	0	0	0	0	0	0	
Return Pass Sales	0	0	1584	249480	1103	99270	1249	234187.5	0	0	
Return Pass Entry	0	0	1584	0	1103	0	1249	0	0	0	
MSRTC BUS Exempted Entry	0	0	6924	0	0	0	0	0	0	0	
SCHOOL BUS Exempted Entry	0	0	9707	0	0	0	0	0	0	0	
Government Exempted	0	0	468	0	292	0	175	0	0	0	
Political parties vehicles Traffic count which is not paying toll though payable	0	0	4260	0	9449	0	3638	0	0	0	
Plaza to plaza Exempted within 6 hours	0	0	572	0	513	0	804	0	0	0	
Violation Entry	0	0	0	0	0	0	0	0	0	0	
<b>Total</b>			<b>37294</b>	<b>897330</b>	<b>19648</b>	<b>267450</b>	<b>15022</b>	<b>858062.5</b>	<b>0</b>	<b>0</b>	
							<b>Total Tollable Vehicle Count</b>		<b>37,051.00</b>		
							<b>Total NONTollable Vehicle Count</b>		<b>34,913.00</b>		
							<b>Total Vehicle Count</b>		<b>71,964.00</b>		
							<b>Total Monthly Collection</b>		<b>20,22,842.50</b>		