



**Fastgo Infra Pvt.Ltd.and JV.
Nagpur IRDP Toll**

Monthly Tollable & NON Tollable Traffic Count And Revenue Entry Details

Date		01-02-2025 TO 28-02-2025									
Section Name		Katol Toll Nagpur IRDP									
Bank Name Where Cash Depositing		-----									
Bank Account Number		-----									
Collection Depositing Date											
Transaction Type	Car/Jeep Count	Car/Jeep Amount (In.Rs.)	Bus / Truck Count	Bus / Truck Amount (In.Rs.)	LCV Count	LCV Amount (In. Rs.)	MAV (Multi Axle Vehicle) Count	MAV (Multi Axle Vehicle) Amount	More Than 3 Axle Count	More Than 3 Axle Amount	
1	2	3	4	5	6	7	8	9	10	11	
Single Journey	0	0	1965	206325	1830	109800	2854	356750	0	0	
Monthly Pass Entry	0	0	2421	0	3115	0	651	0	0	0	
Discount Coupons Entry 50%	0	0	107	0	210	0	86	0	0	0	
Discount Coupons Sales 25%	0	0	0	0	0	0	0	0	0	0	
Daily Pass Sales	0	0	1202	315525	1586	237900	1097	342812.5	0	0	
Daily Pass Return Entry	0	0	4808	0	6344	0	4388	0	0	0	
Local Pass Sales	0	0	0	0	0	0	0	0	0	0	
Return Pass Sales	0	0	1749	275467.5	1681	151290	1537	288187.5	0	0	
Return Pass Entry	0	0	1749	0	1681	0	1537	0	0	0	
MSRTC BUS Exempted Entry	0	0	12966	0	0	0	0	0	0	0	
SCHOOL BUS Exempted Entry	0	0	11950	0	0	0	0	0	0	0	
Government Exempted	0	0	742	0	649	0	197	0	0	0	
Political parties vehicles Traffic count which is not paying toll though payable	0	0	5541	0	11879	0	5364	0	0	0	
Plaza to plaza Exempted within 6 hours	0	0	938	0	757	0	1031	0	0	0	
Violation Entry	0	0	0	0	0	0	0	0	0	0	
Total			46138	797317.5	29732	498990	18742	987750	0	0	
									Total Tollable Vehicle Count		45,324.00
									Total NONTollable Vehicle Count		49,288.00
									Total Vehicle Count		94,612.00
									Total Monthly Collection		2,284,057.50


**Fastgo Infra Pvt.Ltd.and JV.
Nagpur IRDP Toll**

Monthly Tollable & NON Tollable Traffic Count And Revenue Entry Details

Date		01-02-2025 TO 28-02-2025									
Section Name		Higana Toll Nagpur IRDP									
Bank Name Where Cash Depositing		-----									
Bank Account Number		-----									
Collection Depositing Date											
Transaction Type	Car/Jeep Count	Car/Jeep Amount (In.Rs.)	Bus / Truck Count	Bus / Truck Amount (In.Rs.)	LCV Count	LCV Amount (In. Rs.)	MAV (Multi Axle Vehicle) Count	MAV (Multi Axle Vehicle) Amount	More Than 3 Axle Count	More Than 3 Axle Amount	
1	2	3	4	5	6	7	8	9	10	11	
Single Journey	0	0	1428	149940	1329	79740	2073	259125	0	0	
Monthly Pass Entry	0	0	1646	0	2118	0	443	0	0	0	
Discount Coupons Entry 50%	0	0	72	0	143	0	58	0	0	0	
Discount Coupons Sales 25%	0	0	0	0	0	0	0	0	0	0	
Daily Pass Sales	0	0	873	229162.5	1154	173100	794	248125	0	0	
Daily Pass Return Entry	0	0	3492	0	4616	0	3176	0	0	0	
Local Pass Sales	0	0	0	0	0	0	0	0	0	0	
Return Pass Sales	0	0	1269	199867.5	1223	110070	1116	209250	0	0	
Return Pass Entry	0	0	1269	0	1223	0	1116	0	0	0	
MSRTC BUS Exempted Entry	0	0	9322	0	0	0	0	0	0	0	
SCHOOL BUS Exempted Entry	0	0	7524	0	0	0	0	0	0	0	
Government Exempted	0	0	505	0	441	0	134	0	0	0	
Political parties vehicles Traffic count which is not paying toll though payable	0	0	3768	0	8078	0	3040	0	0	0	
Plaza to plaza Exempted within 6 hours	0	0	638	0	514	0	701	0	0	0	
Violation Entry	0	0	0	0	0	0	0	0	0	0	
Total			31806	578970	20839	362910	12651	716500	0	0	
									Total Tollable Vehicle Count		32,484.00
									Total NONTollable Vehicle Count		32,812.00
									Total Vehicle Count		65,296.00
									Total Monthly Collection		1,658,380.00

**Fastgo Infra Pvt.Ltd.and JV.
Nagpur IRDP Toll**


Monthly Tollable & NON Tollable Traffic Count And Revenue Entry Details

Date		01-02-2025 TO 28-02-2025									
Section Name		Umred Toll Nagpur IRDP									
Bank Name Where Cash Depositing		-----									
Bank Account Number		-----									
Collection Depositing Date											
Transaction Type	Car/Jeep Count	Car/Jeep Amount (In.Rs.)	Bus / Truck Count	Bus / Truck Amount (In.Rs.)	LCV Count	LCV Amount (In. Rs.)	MAV (Multi Axle Vehicle) Count	MAV (Multi Axle Vehicle) Amount	More Than 3 Axle Count	More Than 3 Axle Amount	
1	2	3	4	5	6	7	8	9	10	11	
Single Journey	0	0	1340	140700	1249	74940	1943	242875	0	0	
Monthly Pass Entry	0	0	1694	0	2181	0	456	0	0	0	
Discount Coupons Entry 50%	0	0	75	0	147	0	60	0	0	0	
Discount Coupons Sales 25%	0	0	0	0	0	0	0	0	0	0	
Daily Pass Sales	0	0	819	214987.5	1085	162750	747	233437.5	0	0	
Daily Pass Return Entry	0	0	3276	0	4340	0	2988	0	0	0	
Local Pass Sales	0	0	0	0	0	0	0	0	0	0	
Return Pass Sales	0	0	1190	187425	1146	103140	1045	195937.5	0	0	
Return Pass Entry	0	0	1190	0	1146	0	1045	0	0	0	
MSRTC BUS Exempted Entry	0	0	11115	0	0	0	0	0	0	0	
SCHOOL BUS Exempted Entry	0	0	6860	0	0	0	0	0	0	0	
Government Exempted	0	0	520	0	454	0	138	0	0	0	
Political parties vehicles Traffic count which is not paying toll though payable	0	0	3879	0	8315	0	2235	0	0	0	
Plaza to plaza Exempted within 6 hours	0	0	657	0	530	0	722	0	0	0	
Violation Entry	0	0	0	0	0	0	0	0	0	0	
Total			32615	543112.5	20593	340830	11379	672250	0	0	
									Total Tollable Vehicle Count		31,071.00
									Total NONTollable Vehicle Count		33,516.00
									Total Vehicle Count		64,587.00
									Total Monthly Collection		1,556,192.50

Fastgo Infra Pvt.Ltd.and JV.


Nagpur IRDP Toll

Monthly Tollable & NON Tollable Traffic Count And Revenue Entry Details

Date		01-02-2025 TO 28-02-2025									
Section Name		Dhaba Toll Nagpur IRDP									
Bank Name Where Cash Depositing		-----									
Bank Account Number		-----									
Collection Depositing Date		-----									
Transaction Type	Car/Jeep Count	Car/Jeep Amount (In.Rs.)	Bus / Truck Count	Bus / Truck Amount (In.Rs.)	LCV Count	LCV Amount (In. Rs.)	MAV (Multi Axle Vechicle) Count	MAV (Multi Axle Vechicle) Amount	More Than 3 Axle Count	More Than 3 Axle Amount	
1	2	3	4	5	6	7	8	9	10	11	
Single Journey	0	0	2500	262500	2327	139620	3628	453500	0	0	
Monthly Pass Entry	0	0	2033	0	2617	0	547	0	0	0	
Discount Coupons Entry 50%	0	0	89	0	176	0	72	0	0	0	
Discount Coupons Sales 25%	0	0	0	0	0	0	0	0	0	0	
Daily Pass Sales	0	0	1528	401100	2022	303300	1398	436875	0	0	
Daily Pass Return Entry	0	0	6112	0	8088	0	5592	0	0	0	
Local Pass Sales	0	0	0	0	0	0	0	0	0	0	
Return Pass Sales	0	0	2224	350280	2143	192870	1956	366750	0	0	
Return Pass Entry	0	0	2224	0	2143	0	1956	0	0	0	
MSRTC BUS Exempted Entry	0	0	7158	0	0	0	0	0	0	0	
SCHOOL BUS Exempted Entry	0	0	9294	0	0	0	0	0	0	0	
Government Exempted	0	0	623	0	545	0	165	0	0	0	
Political parties vehicles Traffic count which is not paying toll though payable	0	0	4654	0	9979	0	3755	0	0	0	
Plaza to plaza Exempted within 6 hours	0	0	788	0	635	0	866	0	0	0	
Violation Entry	0	0	0	0	0	0	0	0	0	0	
Total			39227	1013880	30675	635790	19935	1257125	0	0	
							Total Tollable Vechicle Count		53,664.00		
							Total NONTollable Vechicle Count		36,173.00		
							Total Vechicle Count		89,837.00		
							Total Monthly Collection		2,906,795.00		


**Fastgo Infra Pvt.Ltd.and JV.
Nagpur IRDP Toll**

Monthly Tollable & NON Tollable Traffic Count And Revenue Entry Details

Date		01-02-2025 TO 28-02-2025									
Section Name		Wadi Toll Nagpur IRDP									
Bank Name Where Cash Depositing		-----									
Bank Account Number		-----									
Collection Depositing Date		-----									
Transaction Type	Car/Jeep Count	Car/Jeep Amount (In.Rs.)	Bus / Truck Count	Bus / Truck Amount (In.Rs.)	LCV Count	LCV Amount (In. Rs.)	MAV (Multi Axle Vehicle) Count	MAV (Multi Axle Vehicle) Amount	More Than 3 Axle Count	More Than 3 Axle Amount	
1	2	3	4	5	6	7	8	9	10	11	
Single Journey	0	0	1697	178185	1579	94740	2461	307625	0	0	
Monthly Pass Entry	0	0	1888	0	2430	0	508	0	0	0	
Discount Coupons Entry 50%	0	0	83	0	164	0	67	0	0	0	
Discount Coupons Sales 25%	0	0	0	0	0	0	0	0	0	0	
Daily Pass Sales	0	0	1038	272475	1370	205500	946	295625	0	0	
Daily Pass Return Entry	0	0	4152	0	5480	0	3784	0	0	0	
Local Pass Sales	0	0	0	0	0	0	0	0	0	0	
Return Pass Sales	0	0	1508	237510	1452	130680	1326	248625	0	0	
Return Pass Entry	0	0	1508	0	1452	0	1326	0	0	0	
MSRTC BUS Exempted Entry	0	0	6173	0	0	0	0	0	0	0	
SCHOOL BUS Exempted Entry	0	0	8630	0	0	0	0	0	0	0	
Government Exempted	0	0	579	0	506	0	153	0	0	0	
Political parties vehicles Traffic count which is not paying toll though payable	0	0	4322	0	9266	0	3487	0	0	0	
Plaza to plaza Exempted within 6 hours	0	0	732	0	590	0	804	0	0	0	
Violation Entry	0	0	0	0	0	0	0	0	0	0	
Total			32310	688170	24289	430920	14862	851875	0	0	
									Total Tollable Vehicle Count		38,345.00
									Total NONTollable Vehicle Count		33,116.00
									Total Vehicle Count		71,461.00
									Total Monthly Collection		1,970,965.00

**Fastgo Infra Pvt.Ltd.and JV.
Nagpur IRDP Toll**

Monthly Tollable & NON Tollable Traffic Count And Revenue Entry Details

Date		01-02-2025 TO 28-02-2025									
Section Name		All Toll Nagpur IRDP									
Bank Name Where Cash Depositing		-----									
Bank Account Number		-----									
Collection Depositing Date		-----									
Transaction Type	Car/Jeep Count	Car/Jeep Amount (In.Rs.)	Bus / Truck Count	Bus / Truck Amount (In.Rs.)	LCV Count	LCV Amount (In. Rs.)	MAV (Multi Axle Vehicle)Count	MAV (Multi Axle Vehicle) Amount	More Than 3 Axle Count	More Than 3 Axle Amount	
1	2	3	4	5	6	7	8	9	10	11	
Single Journey	0	0	8930	937650	8314	498840	12959	1619875	0	0	
Monthly Pass Entry	0	0	9682	0	12461	0	2605	0	0	0	
Discount Coupons Entry 50%	0	0	426	0	840	0	343	0	0	0	
Discount Coupons Sales 25%	0	0	0	0	0	0	0	0	0	0	
Daily Pass Sales	0	0	5460	1433250	7217	1082550	4982	1556875	0	0	
Daily Pass Return Entry	0	0	21840	0	28868	0	19928	0	0	0	
Local Pass Sales	0	0	0	0	0	0	0	0	0	0	
Return Pass Sales	0	0	7940	1250550	7645	688050	6980	1308750	0	0	
Return Pass Entry	0	0	7940	0	7645	0	6980	0	0	0	
MSRTC BUS Exempted Entry	0	0	46734	0	0	0	0	0	0	0	
SCHOOL BUS Exempted Entry	0	0	44258	0	0	0	0	0	0	0	
Government Exempted	0	0	2969	0	2595	0	787	0	0	0	
Political parties vehicles Traffic count which is not paying toll though payable	0	0	22164	0	47517	0	17881	0	0	0	
Plaza to plaza Exempted within 6 hours	0	0	3753	0	3026	0	4124	0	0	0	
Violation Entry	0	0	0	0	0	0	0	0	0	0	
Total			182096	3621450	126128	2269440	77569	4485500	0	0	
									Total Tollable Vehicle Count		200,888.00
									Total NONTollable Vehicle Count		184,905.00
									Total Vehicle Count		385,793.00
									Total Vehicle Amount		10,376,390.00
									Total Discount Sales		111,500.00
									Total Pass Sales		410,250.00
									Total Monthly Collection		10,898,140.00