


**Fastgo Infra Pvt.Ltd. And JV  
Nagpur IRDP Toll  
Daily Tollable & NON Tollable Traffic Count And Revenue Entry Details**


Date		01/11/2025						
Section Name		Nagpur IRDP						
Bank Name Where Cash Depositing		-----						
Bank Account Number		-----						
Collection Depositing Date		-----						
Transaction Type	Car/Jeep Count	Car/Jeep Amount (In.Rs.)	LCV Count	LCV Amount (In. Rs.)	Bus / Truck Count	Bus / Truck Amount (In.Rs.)	MAV (Multi Axle Vechicle)Count	MAV (Multi Axle Vechicle)Amount (In.Rs.)
1	2	3	4	5	6	7	8	9
Single Journey	0	0	507	30420	465	48825	362	45250
Return Pass Sales	0	0	434	39060	320	50400	200	37500
Return Pass Entry	0	0	434	0	320	0	200	0
Daily Pass Sales	0	0	409	61350	243	63787.5	150	46875
Daily Pass Return Entry	0	0	1248	0	961	0	659	0
Monthly Pass Entry	0	0	0	0	0	0	0	0
Discount Coupons Sales 50%	0	0	0	0	0	0	0	0
Discount Coupons Sales 25%	0	0	0	0	0	0	0	0
MSRTC BUS Exempted Entry	0	0	0	0	1705	0	0	0
SCHOOL BUS Exempted Entry	0	0	0	0	1480	0	0	0
Government Exempted	0	0	104	0	128	0	26	0
Political parties vehicles Traffic count	0	0	1442	0	550	0	342	0
Plaza to plaza Exempted within 6 hours	0	0	228	0	276	0	211	0
Violation Entry	0	0	0	0	0	0	0	0
<b>Total Tollable Vechicle Count</b>							<b>7627</b>	
<b>Total NONTollable Vechicle Count</b>							<b>5777</b>	
<b>Total Vechicle Count</b>							<b>13,404.00</b>	
<b>Total Vechicle Amount</b>							<b>423,467.50</b>	
<b>Total Discount Sales</b>							<b>-</b>	
<b>Total Pass Sales</b>							<b>-</b>	
<b>Total Daily Collection</b>							<b>423,467.50</b>	




**Fastgo Infra Pvt.Ltd. And JV  
Nagpur IRDP Toll  
Daily Tollable & NON Tollable Traffic Count And Revenue Entry Details  
(Count'd)**

Date		01/11/2025		
Section Name		Nagpur IRDP		
Bank Name Where Cash Depositing		-----		
Bank Account Number		-----		
Collection Depositing Date		-----		
Transaction Type	Car/Jeep Count	LCV Count	Bus / Truck Count	MAV (Multi Axle Vehicle)Count
Single Journey	0	507	465	362
Return Pass Sales	0	434	320	200
Return Pass Entry	0	434	320	200
Daily Pass Sales	0	409	243	150
Daily Pass Return Entry	0	1248	961	659
Discount Coupons Entry	0	0	0	0
Monthly Pass Entry	0	0	0	0
MSRTC BUS Exempted Entry	0	0	1705	0
SCHOOL BUS Exempted Entry	0	0	1480	0
Government Exempted	0	104	128	26
Political parties vehicles Traffic	0	1442	550	342
Plaza to plaza Exempted within 6	0	228	276	211
Violation Entry	0	0	0	0
			Total Tollable Vehicle Count	7,627
			Total NONTollable Vehicle Count	5,777
			Total Vehicle Count	13,404
			Total Vehicle Amount	423,467.50
			Total Discount Sales	-
			Total Pass Sales	-
			Total Daily Collection	423,467.50


**Fastgo Infra Pvt.Ltd. And JV  
Nagpur IRDP Toll  
Daily Tollable & NON Tollable Traffic Count And Revenue Entry Details**

Date			02/11/2025					
Section Name			Nagpur IRDP					
Bank Name Where Cash Depositing			-----					
Bank Account Number			-----					
Collection Depositing Date			-----					
Transaction Type	Car/Jeep Count	Car/Jeep Amount (In.Rs.)	LCV Count	LCV Amount (In. Rs.)	Bus / Truck Count	Bus / Truck Amount (In.Rs.)	MAV (Multi Axle Vechicle)Count	MAV (Multi Axle Vechicle)Amount (In.Rs.)
1	2	3	4	5	6	7	8	9
Single Journey	0	0	340	20400	350	36750	327	40875
Return Pass Sales	0	0	293	26370	240	37800	180	33750
Return Pass Entry	0	0	293	0	240	0	180	0
Daily Pass Sales	0	0	275	41250	184	48300	135	42187.5
Daily Pass Return Entry	0	0	1533	0	878	0	637	0
Monthly Pass Entry	0	0	0	0	0	0	0	0
Discount Coupons Sales 50%	0	0	0	0	0	0	0	0
Discount Coupons Sales 25%	0	0	0	0	0	0	0	0
MSRTC BUS Exempted Entry	0	0	0	0	1650	0	0	0
SCHOOL BUS Exempted Entry	0	0	0	0	0	0	0	0
Government Exempted	0	0	120	0	124	0	25	0
Political parties vehicles Traffic count	0	0	1396	0	533	0	332	0
Plaza to plaza Exempted within 6 hours	0	0	221	0	267	0	204	0
Violation Entry	0	0	0	0	0	0	0	0
							Total Tollable Vechicle Count	6777
							Total NONTollable Vechicle Count	4180
							Total Vechicle Count	10,957.00
							Total Vechicle Amount	327,682.50
							Total Discount Sales	
							Total Pass Sales	-
							Total Daily Collection	327,682.50


**Fastgo Infra Pvt.Ltd. And JV  
Nagpur IRDP Toll  
Daily Tollable & NON Tollable Traffic Count And Revenue Entry Details  
(Count'd)**

Date		02/11/2025		
Section Name		Nagpur IRDP		
Bank Name Where Cash Depositing		-----		
Bank Account Number		-----		
Collection Depositing Date		-----		
Transaction Type	Car/Jeep Count	LCV Count	Bus / Truck Count	MAV (Multi Axle Vehicle)Count
Single Journey	0	340	350	327
Return Pass Sales	0	293	240	180
Return Pass Entry	0	293	240	180
Daily Pass Sales	0	275	184	135
Daily Pass Return Entry	0	1533	878	637
Discount Coupons Entry	0	0	0	0
Monthly Pass Entry	0	0	0	0
MSRTC BUS Exempted Entry	0	0	1650	0
SCHOOL BUS Exempted Entry	0	0	0	0
Government Exempted	0	120	124	25
Political parties vehicles Traffic	0	1396	533	332
Plaza to plaza Exempted within 6	0	221	267	204
Violation Entry	0	0	0	0
			Total Tollable Vehicle Count	6,777
			Total NONTollable Vehicle Count	4,180
			Total Vehicle Count	10,957
			Total Vehicle Amount	327,682.50
			Total Discount Sales	-
			Total Pass Sales	-
			Total Daily Collection	327,682.50


**Fastgo Infra Pvt.Ltd. And JV  
Nagpur IRDP Toll  
Daily Tollable & NON Tollable Traffic Count And Revenue Entry Details**

Date			03/11/2025					
Section Name			Nagpur IRDP					
Bank Name Where Cash Depositing			-----					
Bank Account Number			-----					
Collection Depositing Date			-----					
Transaction Type	Car/Jeep Count	Car/Jeep Amount (In.Rs.)	LCV Count	LCV Amount (In. Rs.)	Bus / Truck Count	Bus / Truck Amount (In.Rs.)	MAV (Multi Axle Vechicle)Count	MAV (Multi Axle Vechicle)Amount (In.Rs.)
1	2	3	4	5	6	7	8	9
Single Journey	0	0	511	30660	461	48405	366	45750
Return Pass Sales	0	0	438	39420	318	50085	203	38062.5
Return Pass Entry	0	0	438	0	318	0	203	0
Daily Pass Sales	0	0	414	62100	239	62737.5	152	47500
Daily Pass Return Entry	0	0	1574	0	875	0	520	0
Monthly Pass Entry	0	0	0	0	0	0	0	0
Discount Coupons Sales 50%	0	0	0	0	0	0	0	0
Discount Coupons Sales 25%	0	0	0	0	0	0	0	0
MSRTC BUS Exempted Entry	0	0	0	0	1596	0	0	0
SCHOOL BUS Exempted Entry	0	0	0	0	1389	0	0	0
Government Exempted	0	0	93	0	104	0	27	0
Political parties vehicles Traffic count	0	0	1233	0	519	0	357	0
Plaza to plaza Exempted within 6 hours	0	0	218	0	223	0	224	0
Violation Entry	0	0	0	0	0	0	0	0
							Total Tollable Vechicle Count	7695
							Total NONTollable Vechicle Count	5318
							Total Vechicle Count	13,013.00
							Total Vechicle Amount	424,720.00
							Total Discount Sales	
							Total Pass Sales	-
							Total Daily Collection	424,720.00


**Fastgo Infra Pvt.Ltd. And JV  
Nagpur IRDP Toll  
Daily Tollable & NON Tollable Traffic Count And Revenue Entry Details  
(Count'd)**

Date		03/11/2025		
Section Name		Nagpur IRDP		
Bank Name Where Cash Depositing		-----		
Bank Account Number		-----		
Collection Depositing Date		-----		
Transaction Type	Car/Jeep Count	LCV Count	Bus / Truck Count	MAV (Multi Axle Vehicle)Count
Single Journey	0	511	461	366
Return Pass Sales	0	438	318	203
Return Pass Entry	0	438	318	203
Daily Pass Sales	0	414	239	152
Daily Pass Return Entry	0	1574	875	520
Discount Coupons Entry	0	0	0	0
Monthly Pass Entry	0	0	0	0
MSRTC BUS Exempted Entry	0	0	1596	0
SCHOOL BUS Exempted Entry	0	0	1389	0
Government Exempted	0	93	104	27
Political parties vehicles Traffic	0	1233	519	357
Plaza to plaza Exempted within 6	0	218	223	224
Violation Entry	0	0	0	0
			Total Tollable Vehicle Count	7,695
			Total NONTollable Vehicle Count	5,318
			Total Vehicle Count	13,013
			Total Vehicle Amount	424,720.00
			Total Discount Sales	-
			Total Pass Sales	-
			Total Daily Collection	424,720.00


**Fastgo Infra Pvt.Ltd. And JV  
Nagpur IRDP Toll  
Daily Tollable & NON Tollable Traffic Count And Revenue Entry Details**

Date			04/11/2025					
Section Name			Nagpur IRDP					
Bank Name Where Cash Depositing			-----					
Bank Account Number			-----					
Collection Depositing Date			-----					
Transaction Type	Car/Jeep Count	Car/Jeep Amount (In.Rs.)	LCV Count	LCV Amount (In. Rs.)	Bus / Truck Count	Bus / Truck Amount (In.Rs.)	MAV (Multi Axle Vechicle)Count	MAV (Multi Axle Vechicle)Amount (In.Rs.)
1	2	3	4	5	6	7	8	9
Single Journey	0	0	513	30780	479	50295	388	48500
Return Pass Sales	0	0	440	39600	327	51502.5	214	40125
Return Pass Entry	0	0	440	0	327	0	214	0
Daily Pass Sales	0	0	414	62100	249	65362.5	161	50312.5
Daily Pass Return Entry	0	0	1627	0	958	0	683	0
Monthly Pass Entry	0	0	0	0	0	0	0	0
Discount Coupons Sales 50%	0	0	0	0	0	0	0	0
Discount Coupons Sales 25%	0	0	0	0	0	0	0	0
MSRTC BUS Exempted Entry	0	0	0	0	1702	0	0	0
SCHOOL BUS Exempted Entry	0	0	0	0	1257	0	0	0
Government Exempted	0	0	104	0	117	0	24	0
Political parties vehicles Traffic count	0	0	1437	0	549	0	341	0
Plaza to plaza Exempted within 6 hours	0	0	228	0	275	0	210	0
Violation Entry	0	0	0	0	0	0	0	0
							Total Tollable Vechicle Count	8147
							Total NONTollable Vechicle Count	5531
							Total Vechicle Count	13,678.00
							Total Vechicle Amount	438,577.50
							Total Discount Sales	
							Total Pass Sales	-
							Total Daily Collection	438,577.50


**Fastgo Infra Pvt.Ltd. And JV  
Nagpur IRDP Toll  
Daily Tollable & NON Tollable Traffic Count And Revenue Entry Details  
(Count'd)**

Date		04/11/2025		
Section Name		Nagpur IRDP		
Bank Name Where Cash Depositing		-----		
Bank Account Number		-----		
Collection Depositing Date		-----		
Transaction Type	Car/Jeep Count	LCV Count	Bus / Truck Count	MAV (Multi Axle Vehicle)Count
Single Journey	0	513	479	388
Return Pass Sales	0	440	327	214
Return Pass Entry	0	440	327	214
Daily Pass Sales	0	414	249	161
Daily Pass Return Entry	0	1627	958	683
Discount Coupons Entry	0	0	0	0
Monthly Pass Entry	0	0	0	0
MSRTC BUS Exempted Entry	0	0	1702	0
SCHOOL BUS Exempted Entry	0	0	1257	0
Government Exempted	0	104	117	24
Political parties vehicles Traffic	0	1437	549	341
Plaza to plaza Exempted within 6	0	228	275	210
Violation Entry	0	0	0	0
			Total Tollable Vehicle Count	8,147
			Total NONTollable Vehicle Count	5,531
			Total Vehicle Count	13,678
			Total Vehicle Amount	438,577.50
			Total Discount Sales	-
			Total Pass Sales	-
			Total Daily Collection	438,577.50

**Fastgo Infra Pvt.Ltd. And JV  
Nagpur IRDP Toll  
Daily Tollable & NON Tollable Traffic Count And Revenue Entry Details**

Date			05/11/2025					
Section Name			Nagpur IRDP					
Bank Name Where Cash Depositing			-----					
Bank Account Number			-----					
Collection Depositing Date			-----					
Transaction Type	Car/Jeep Count	Car/Jeep Amount (In.Rs.)	LCV Count	LCV Amount (In. Rs.)	Bus / Truck Count	Bus / Truck Amount (In.Rs.)	MAV (Multi Axle Vechicle)Count	MAV (Multi Axle Vechicle)Amount (In.Rs.)
1	2	3	4	5	6	7	8	9
Single Journey	0	0	458	27480	410	43050	374	46750
Return Pass Sales	0	0	393	35370	281	44257.5	206	38625
Return Pass Entry	0	0	393	0	281	0	206	0
Daily Pass Sales	0	0	372	55800	214	56175	153	47812.5
Daily Pass Return Entry	0	0	1579	0	982	0	703	0
Monthly Pass Entry	0	0	0	0	0	0	0	0
Discount Coupons Sales 50%	0	0	0	0	0	0	0	0
Discount Coupons Sales 25%	0	0	0	0	0	0	0	0
MSRTC BUS Exempted Entry	0	0	0	0	1561	0	0	0
SCHOOL BUS Exempted Entry	0	0	0	0	0	0	0	0
Government Exempted	0	0	111	0	138	0	30	0
Political parties vehicles Traffic count	0	0	1778	0	515	0	366	0
Plaza to plaza Exempted within 6 hours	0	0	238	0	284	0	226	0
Violation Entry	0	0	0	0	0	0	0	0
							Total Tollable Vechicle Count	7753
							Total NONTollable Vechicle Count	4499
							Total Vechicle Count	12,252.00
							Total Vechicle Amount	395,320.00
							Total Discount Sales	
							Total Pass Sales	-
							Total Daily Collection	395,320.00

**Fastgo Infra Pvt.Ltd. And JV  
Nagpur IRDP Toll  
Daily Tollable & NON Tollable Traffic Count And Revenue Entry Details  
(Count'd)**


Date		05/11/2025		
Section Name		Nagpur IRDP		
Bank Name Where Cash Depositing		-----		
Bank Account Number		-----		
Collection Depositing Date		-----		
Transaction Type	Car/Jeep Count	LCV Count	Bus / Truck Count	MAV (Multi Axle Vehicle)Count
Single Journey	0	458	410	374
Return Pass Sales	0	393	281	206
Return Pass Entry	0	393	281	206
Daily Pass Sales	0	372	214	153
Daily Pass Return Entry	0	1579	982	703
Discount Coupons Entry	0	0	0	0
Monthly Pass Entry	0	0	0	0
MSRTC BUS Exempted Entry	0	0	1561	0
SCHOOL BUS Exempted Entry	0	0	0	0
Government Exempted	0	111	138	30
Political parties vehicles Traffic	0	1778	515	366
Plaza to plaza Exempted within 6	0	238	284	226
Violation Entry	0	0	0	0
			Total Tollable Vehicle Count	7,753
			Total NONTollable Vehicle Count	4,499
			Total Vehicle Count	12,252
			Total Vehicle Amount	395,320.00
			Total Discount Sales	-
			Total Pass Sales	-
			Total Daily Collection	395,320.00

**Fastgo Infra Pvt.Ltd. And JV  
Nagpur IRDP Toll  
Daily Tollable & NON Tollable Traffic Count And Revenue Entry Details**

Date			06/11/2025					
Section Name			Nagpur IRDP					
Bank Name Where Cash Depositing			-----					
Bank Account Number			-----					
Collection Depositing Date			-----					
Transaction Type	Car/Jeep Count	Car/Jeep Amount (In.Rs.)	LCV Count	LCV Amount (In. Rs.)	Bus / Truck Count	Bus / Truck Amount (In.Rs.)	MAV (Multi Axle Vechicle)Count	MAV (Multi Axle Vechicle)Amount (In.Rs.)
1	2	3	4	5	6	7	8	9
Single Journey	0	0	507	30420	483	50715	396	49500
Return Pass Sales	0	0	435	39150	331	52132.5	218	40875
Return Pass Entry	0	0	435	0	331	0	218	0
Daily Pass Sales	0	0	409	61350	251	65887.5	165	51562.5
Daily Pass Return Entry	0	0	1487	0	978	0	670	0
Monthly Pass Entry	0	0	0	0	0	0	0	0
Discount Coupons Sales 50%	0	0	0	0	0	0	0	0
Discount Coupons Sales 25%	0	0	0	0	0	0	0	0
MSRTC BUS Exempted Entry	0	0	0	0	1791	0	0	0
SCHOOL BUS Exempted Entry	0	0	0	0	1265	0	0	0
Government Exempted	0	0	109	0	148	0	33	0
Political parties vehicles Traffic count	0	0	1467	0	561	0	384	0
Plaza to plaza Exempted within 6 hours	0	0	232	0	280	0	285	0
Violation Entry	0	0	0	0	0	0	0	0
<b>Total Tollable Vechicle Count</b>							<b>8111</b>	
<b>Total NONTollable Vechicle Count</b>							<b>5758</b>	
<b>Total Vechicle Count</b>							<b>13,869.00</b>	
<b>Total Vechicle Amount</b>							<b>441,592.50</b>	
<b>Total Discount Sales</b>							<b>-</b>	
<b>Total Pass Sales</b>							<b>-</b>	
<b>Total Daily Collection</b>							<b>441,592.50</b>	



**Fastgo Infra Pvt.Ltd. And JV  
Nagpur IRDP Toll  
Daily Tollable & NON Tollable Traffic Count And Revenue Entry Details  
(Count'd)**


Date		06/11/2025		
Section Name		Nagpur IRDP		
Bank Name Where Cash Depositing		-----		
Bank Account Number		-----		
Collection Depositing Date		-----		
Transaction Type	Car/Jeep Count	LCV Count	Bus / Truck Count	MAV (Multi Axle Vehicle)Count
Single Journey	0	507	483	396
Return Pass Sales	0	435	331	218
Return Pass Entry	0	435	331	218
Daily Pass Sales	0	409	251	165
Daily Pass Return Entry	0	1487	978	670
Discount Coupons Entry	0	0	0	0
Monthly Pass Entry	0	0	0	0
MSRTC BUS Exempted Entry	0	0	1791	0
SCHOOL BUS Exempted Entry	0	0	1265	0
Government Exempted	0	109	148	33
Political parties vehicles Traffic	0	1467	561	384
Plaza to plaza Exempted within 6	0	232	280	285
Violation Entry	0	0	0	0
			Total Tollable Vehicle Count	8,111
			Total NONTollable Vehicle Count	5,758
			Total Vehicle Count	13,869
			Total Vehicle Amount	441,592.50
			Total Discount Sales	-
			Total Pass Sales	-
			Total Daily Collection	441,592.50

**Fastgo Infra Pvt.Ltd. And JV  
Nagpur IRDP Toll  
Daily Tollable & NON Tollable Traffic Count And Revenue Entry Details**

Date			07/11/2025					
Section Name			Nagpur IRDP					
Bank Name Where Cash Depositing			-----					
Bank Account Number			-----					
Collection Depositing Date			-----					
Transaction Type	Car/Jeep Count	Car/Jeep Amount (In.Rs.)	LCV Count	LCV Amount (In. Rs.)	Bus / Truck Count	Bus / Truck Amount (In.Rs.)	MAV (Multi Axle Vechicle)Count	MAV (Multi Axle Vechicle)Amount (In.Rs.)
1	2	3	4	5	6	7	8	9
Single Journey	0	0	488	29280	474	49770	406	50750
Return Pass Sales	0	0	417	37530	326	51345	224	42000
Return Pass Entry	0	0	417	0	326	0	224	0
Daily Pass Sales	0	0	394	59100	247	64837.5	168	52500
Daily Pass Return Entry	0	0	1440	0	961	0	711	0
Monthly Pass Entry	0	0	0	0	0	0	0	0
Discount Coupons Sales 50%	0	0	0	0	0	0	0	0
Discount Coupons Sales 25%	0	0	0	0	0	0	0	0
MSRTC BUS Exempted Entry	0	0	0	0	1650	0	0	0
SCHOOL BUS Exempted Entry	0	0	0	0	1276	0	0	0
Government Exempted	0	0	122	0	102	0	23	0
Political parties vehicles Traffic count	0	0	1754	0	662	0	367	0
Plaza to plaza Exempted within 6 hours	0	0	208	0	250	0	204	0
Violation Entry	0	0	0	0	0	0	0	0
<b>Total Tollable Vechicle Count</b>							<b>7885</b>	
<b>Total NONTollable Vechicle Count</b>							<b>5956</b>	
<b>Total Vechicle Count</b>							<b>13,841.00</b>	
<b>Total Vechicle Amount</b>							<b>437,112.50</b>	
<b>Total Discount Sales</b>							<b>-</b>	
<b>Total Pass Sales</b>							<b>-</b>	
<b>Total Daily Collection</b>							<b>437,112.50</b>	



**Fastgo Infra Pvt.Ltd. And JV  
Nagpur IRDP Toll  
Daily Tollable & NON Tollable Traffic Count And Revenue Entry Details  
(Count'd)**


Date		07/11/2025		
Section Name		Nagpur IRDP		
Bank Name Where Cash Depositing		-----		
Bank Account Number		-----		
Collection Depositing Date		-----		
Transaction Type	Car/Jeep Count	LCV Count	Bus / Truck Count	MAV (Multi Axle Vehicle)Count
Single Journey	0	488	474	406
Return Pass Sales	0	417	326	224
Return Pass Entry	0	417	326	224
Daily Pass Sales	0	394	247	168
Daily Pass Return Entry	0	1440	961	711
Discount Coupons Entry	0	0	0	0
Monthly Pass Entry	0	0	0	0
MSRTC BUS Exempted Entry	0	0	1650	0
SCHOOL BUS Exempted Entry	0	0	1276	0
Government Exempted	0	122	102	23
Political parties vehicles Traffic	0	1754	662	367
Plaza to plaza Exempted within 6	0	208	250	204
Violation Entry	0	0	0	0
			Total Tollable Vehicle Count	7,885
			Total NONTollable Vehicle Count	5,956
			Total Vehicle Count	13,841
			Total Vehicle Amount	437,112.50
			Total Discount Sales	-
			Total Pass Sales	-
			Total Daily Collection	437,112.50

**Fastgo Infra Pvt.Ltd. And JV  
Nagpur IRDP Toll  
Daily Tollable & NON Tollable Traffic Count And Revenue Entry Details**


Date		08/11/2025						
Section Name		Nagpur IRDP						
Bank Name Where Cash Depositing		-----						
Bank Account Number		-----						
Collection Depositing Date		-----						
Transaction Type	Car/Jeep Count	Car/Jeep Amount (In.Rs.)	LCV Count	LCV Amount (In. Rs.)	Bus / Truck Count	Bus / Truck Amount (In.Rs.)	MAV (Multi Axle Vechicle)Count	MAV (Multi Axle Vechicle)Amount (In.Rs.)
1	2	3	4	5	6	7	8	9
Single Journey	0	0	545	32700	488	51240	429	53625
Return Pass Sales	0	0	466	41940	336	52920	237	44437.5
Return Pass Entry	0	0	466	0	336	0	237	0
Daily Pass Sales	0	0	441	66150	254	66675	177	55312.5
Daily Pass Return Entry	0	0	1300	0	908	0	586	0
Monthly Pass Entry	0	0	0	0	0	0	0	0
Discount Coupons Sales 50%	0	0	0	0	0	0	0	0
Discount Coupons Sales 25%	0	0	0	0	0	0	0	0
MSRTC BUS Exempted Entry	0	0	0	0	1598	0	0	0
SCHOOL BUS Exempted Entry	0	0	0	0	1229	0	0	0
Government Exempted	0	0	100	0	125	0	30	0
Political parties vehicles Traffic count	0	0	1386	0	537	0	269	0
Plaza to plaza Exempted within 6 hours	0	0	199	0	246	0	181	0
Violation Entry	0	0	0	0	0	0	0	0
<b>Total Tollable Vechicle Count</b>							<b>7832</b>	
<b>Total NONTollable Vechicle Count</b>							<b>5274</b>	
<b>Total Vechicle Count</b>							<b>13,106.00</b>	
<b>Total Vechicle Amount</b>							<b>465,000.00</b>	
<b>Total Discount Sales</b>							<b>-</b>	
<b>Total Pass Sales</b>							<b>-</b>	
<b>Total Daily Collection</b>							<b>465,000.00</b>	




**Fastgo Infra Pvt.Ltd. And JV  
Nagpur IRDP Toll  
Daily Tollable & NON Tollable Traffic Count And Revenue Entry Details  
(Count'd)**

Date		08/11/2025		
Section Name		Nagpur IRDP		
Bank Name Where Cash Depositing		-----		
Bank Account Number		-----		
Collection Depositing Date		-----		
Transaction Type	Car/Jeep Count	LCV Count	Bus / Truck Count	MAV (Multi Axle Vehicle)Count
Single Journey	0	545	488	429
Return Pass Sales	0	466	336	237
Return Pass Entry	0	466	336	237
Daily Pass Sales	0	441	254	177
Daily Pass Return Entry	0	1300	908	586
Discount Coupons Entry	0	0	0	0
Monthly Pass Entry	0	0	0	0
MSRTC BUS Exempted Entry	0	0	1598	0
SCHOOL BUS Exempted Entry	0	0	1229	0
Government Exempted	0	100	125	30
Political parties vehicles Traffic	0	1386	537	269
Plaza to plaza Exempted within 6	0	199	246	181
Violation Entry	0	0	0	0
			Total Tollable Vehicle Count	7,832
			Total NONTollable Vehicle Count	5,274
			Total Vehicle Count	13,106
			Total Vehicle Amount	465,000.00
			Total Discount Sales	-
			Total Pass Sales	-
			Total Daily Collection	465,000.00

**Fastgo Infra Pvt.Ltd. And JV  
Nagpur IRDP Toll  
Daily Tollable & NON Tollable Traffic Count And Revenue Entry Details**

Date		09/11/2025						
Section Name		Nagpur IRDP						
Bank Name Where Cash Depositing		-----						
Bank Account Number		-----						
Collection Depositing Date		-----						
Transaction Type	Car/Jeep Count	Car/Jeep Amount (In.Rs.)	LCV Count	LCV Amount (In. Rs.)	Bus / Truck Count	Bus / Truck Amount (In.Rs.)	MAV (Multi Axle Vechicle)Count	MAV (Multi Axle Vechicle)Amount (In.Rs.)
1	2	3	4	5	6	7	8	9
Single Journey	0	0	333	19980	357	37485	369	46125
Return Pass Sales	0	0	287	25830	245	38587.5	203	38062.5
Return Pass Entry	0	0	287	0	245	0	203	0
Daily Pass Sales	0	0	270	40500	185	48562.5	152	47500
Daily Pass Return Entry	0	0	1728	0	1048	0	670	0
Monthly Pass Entry	0	0	0	0	0	0	0	0
Discount Coupons Sales 50%	0	0	0	0	0	0	0	0
Discount Coupons Sales 25%	0	0	0	0	0	0	0	0
MSRTC BUS Exempted Entry	0	0	0	0	1734	0	0	0
SCHOOL BUS Exempted Entry	0	0	0	0	0	0	0	0
Government Exempted	0	0	106	0	131	0	26	0
Political parties vehicles Traffic count	0	0	1467	0	560	0	348	0
Plaza to plaza Exempted within 6 hours	0	0	232	0	260	0	214	0
Violation Entry	0	0	0	0	0	0	0	0
							Total Tollable Vechicle Count	7288
							Total NONTollable Vechicle Count	4372
							Total Vechicle Count	11,660.00
							Total Vechicle Amount	342,632.50
							Total Discount Sales	
							Total Pass Sales	-
							Total Daily Collection	342,632.50

**Fastgo Infra Pvt.Ltd. And JV  
Nagpur IRDP Toll  
Daily Tollable & NON Tollable Traffic Count And Revenue Entry Details  
(Count'd)**


Date		09/11/2025		
Section Name		Nagpur IRDP		
Bank Name Where Cash Depositing		-----		
Bank Account Number		-----		
Collection Depositing Date		-----		
Transaction Type	Car/Jeep Count	LCV Count	Bus / Truck Count	MAV (Multi Axle Vehicle)Count
Single Journey	0	333	357	369
Return Pass Sales	0	287	245	203
Return Pass Entry	0	287	245	203
Daily Pass Sales	0	270	185	152
Daily Pass Return Entry	0	1728	1048	670
Discount Coupons Entry	0	0	0	0
Monthly Pass Entry	0	0	0	0
MSRTC BUS Exempted Entry	0	0	1734	0
SCHOOL BUS Exempted Entry	0	0	0	0
Government Exempted	0	106	131	26
Political parties vehicles Traffic	0	1467	560	348
Plaza to plaza Exempted within 6	0	232	260	214
Violation Entry	0	0	0	0
			Total Tollable Vehicle Count	7,288
			Total NONTollable Vehicle Count	4,372
			Total Vehicle Count	11,660
			Total Vehicle Amount	342,632.50
			Total Discount Sales	-
			Total Pass Sales	-
			Total Daily Collection	342,632.50

**Fastgo Infra Pvt.Ltd. And JV  
Nagpur IRDP Toll  
Daily Tollable & NON Tollable Traffic Count And Revenue Entry Details**

Date		10/11/2025						
Section Name		Nagpur IRDP						
Bank Name Where Cash Depositing		-----						
Bank Account Number		-----						
Collection Depositing Date		-----						
Transaction Type	Car/Jeep Count	Car/Jeep Amount (In.Rs.)	LCV Count	LCV Amount (In. Rs.)	Bus / Truck Count	Bus / Truck Amount (In.Rs.)	MAV (Multi Axle Vechicle)Count	MAV (Multi Axle Vechicle)Amount (In.Rs.)
1	2	3	4	5	6	7	8	9
Single Journey	0	0	522	31320	486	51030	398	49750
Return Pass Sales	0	0	447	40230	334	52605	221	41437.5
Return Pass Entry	0	0	447	0	334	0	221	0
Daily Pass Sales	0	0	423	63450	253	66412.5	166	51875
Daily Pass Return Entry	0	0	1203	0	1036	0	600	0
Monthly Pass Entry	0	0	0	0	0	0	0	0
Discount Coupons Sales 50%	0	0	0	0	0	0	0	0
Discount Coupons Sales 25%	0	0	0	0	0	0	0	0
MSRTC BUS Exempted Entry	0	0	0	0	1868	0	0	0
SCHOOL BUS Exempted Entry	0	0	0	0	1459	0	0	0
Government Exempted	0	0	93	0	130	0	23	0
Political parties vehicles Traffic count	0	0	1339	0	663	0	320	0
Plaza to plaza Exempted within 6 hours	0	0	230	0	262	0	213	0
Violation Entry	0	0	0	0	0	0	0	0
<b>Total Tollable Vechicle Count</b>							<b>7796</b>	
<b>Total NONTollable Vechicle Count</b>							<b>5895</b>	
<b>Total Vechicle Count</b>							<b>13,691.00</b>	
<b>Total Vechicle Amount</b>							<b>448,110.00</b>	
<b>Total Discount Sales</b>							<b>-</b>	
<b>Total Pass Sales</b>							<b>-</b>	
<b>Total Daily Collection</b>							<b>448,110.00</b>	



**Fastgo Infra Pvt.Ltd. And JV  
Nagpur IRDP Toll  
Daily Tollable & NON Tollable Traffic Count And Revenue Entry Details  
(Count'd)**


Date		10/11/2025		
Section Name		Nagpur IRDP		
Bank Name Where Cash Depositing		-----		
Bank Account Number		-----		
Collection Depositing Date		-----		
Transaction Type	Car/Jeep Count	LCV Count	Bus / Truck Count	MAV (Multi Axle Vehicle)Count
Single Journey	0	522	486	398
Return Pass Sales	0	447	334	221
Return Pass Entry	0	447	334	221
Daily Pass Sales	0	423	253	166
Daily Pass Return Entry	0	1203	1036	600
Discount Coupons Entry	0	0	0	0
Monthly Pass Entry	0	0	0	0
MSRTC BUS Exempted Entry	0	0	1868	0
SCHOOL BUS Exempted Entry	0	0	1459	0
Government Exempted	0	93	130	23
Political parties vehicles Traffic	0	1339	663	320
Plaza to plaza Exempted within 6	0	230	262	213
Violation Entry	0	0	0	0
			Total Tollable Vehicle Count	7,796
			Total NONTollable Vehicle Count	5,895
			Total Vehicle Count	13,691
			Total Vehicle Amount	448,110.00
			Total Discount Sales	-
			Total Pass Sales	-
			Total Daily Collection	448,110.00

**Fastgo Infra Pvt.Ltd. And JV  
Nagpur IRDP Toll  
Daily Tollable & NON Tollable Traffic Count And Revenue Entry Details**


Date		11/11/2025						
Section Name		Nagpur IRDP						
Bank Name Where Cash Depositing		-----						
Bank Account Number		-----						
Collection Depositing Date		-----						
Transaction Type	Car/Jeep Count	Car/Jeep Amount (In.Rs.)	LCV Count	LCV Amount (In. Rs.)	Bus / Truck Count	Bus / Truck Amount (In.Rs.)	MAV (Multi Axle Vechicle)Count	MAV (Multi Axle Vechicle)Amount (In.Rs.)
1	2	3	4	5	6	7	8	9
Single Journey	0	0	526	31560	507	53235	401	50125
Return Pass Sales	0	0	449	40410	350	55125	222	41625
Return Pass Entry	0	0	449	0	350	0	222	0
Daily Pass Sales	0	0	425	63750	265	69562.5	166	51875
Daily Pass Return Entry	0	0	1656	0	1005	0	688	0
Monthly Pass Entry	0	0	0	0	0	0	0	0
Discount Coupons Sales 50%	0	0	0	0	0	0	0	0
Discount Coupons Sales 25%	0	0	0	0	0	0	0	0
MSRTC BUS Exempted Entry	0	0	0	0	1782	0	0	0
SCHOOL BUS Exempted Entry	0	0	0	0	1457	0	0	0
Government Exempted	0	0	102	0	134	0	27	0
Political parties vehicles Traffic count	0	0	1507	0	575	0	357	0
Plaza to plaza Exempted within 6 hours	0	0	239	0	288	0	220	0
Violation Entry	0	0	0	0	0	0	0	0
<b>Total Tollable Vechicle Count</b>							<b>8428</b>	
<b>Total NONTollable Vechicle Count</b>							<b>5941</b>	
<b>Total Vechicle Count</b>							<b>14,369.00</b>	
<b>Total Vechicle Amount</b>							<b>457,267.50</b>	
<b>Total Discount Sales</b>								
<b>Total Pass Sales</b>							<b>-</b>	
<b>Total Daily Collection</b>							<b>457,267.50</b>	




**Fastgo Infra Pvt.Ltd. And JV  
Nagpur IRDP Toll  
Daily Tollable & NON Tollable Traffic Count And Revenue Entry Details  
(Count'd)**

Date		11/11/2025		
Section Name		Nagpur IRDP		
Bank Name Where Cash Depositing		-----		
Bank Account Number		-----		
Collection Depositing Date		-----		
Transaction Type	Car/Jeep Count	LCV Count	Bus / Truck Count	MAV (Multi Axle Vehicle)Count
Single Journey	0	526	507	401
Return Pass Sales	0	449	350	222
Return Pass Entry	0	449	350	222
Daily Pass Sales	0	425	265	166
Daily Pass Return Entry	0	1656	1005	688
Discount Coupons Entry	0	0	0	0
Monthly Pass Entry	0	0	0	0
MSRTC BUS Exempted Entry	0	0	1782	0
SCHOOL BUS Exempted Entry	0	0	1457	0
Government Exempted	0	102	134	27
Political parties vehicles Traffic	0	1507	575	357
Plaza to plaza Exempted within 6	0	239	288	220
Violation Entry	0	0	0	0
			Total Tollable Vehicle Count	8,428
			Total NONTollable Vehicle Count	5,941
			Total Vehicle Count	14,369
			Total Vehicle Amount	457,267.50
			Total Discount Sales	-
			Total Pass Sales	-
			Total Daily Collection	457,267.50

**Fastgo Infra Pvt.Ltd. And JV  
Nagpur IRDP Toll  
Daily Tollable & NON Tollable Traffic Count And Revenue Entry Details**

Date			12/11/2025					
Section Name			Nagpur IRDP					
Bank Name Where Cash Depositing			-----					
Bank Account Number			-----					
Collection Depositing Date			-----					
Transaction Type	Car/Jeep Count	Car/Jeep Amount (In.Rs.)	LCV Count	LCV Amount (In. Rs.)	Bus / Truck Count	Bus / Truck Amount (In.Rs.)	MAV (Multi Axle Vechicle)Count	MAV (Multi Axle Vechicle)Amount (In.Rs.)
1	2	3	4	5	6	7	8	9
Single Journey	0	0	465	27900	457	47985	353	44125
Return Pass Sales	0	0	399	35910	313	49297.5	195	36562.5
Return Pass Entry	0	0	399	0	313	0	195	0
Daily Pass Sales	0	0	375	56250	239	62737.5	147	45937.5
Daily Pass Return Entry	0	0	1606	0	974	0	646	0
Monthly Pass Entry	0	0	0	0	0	0	0	0
Discount Coupons Sales 50%	0	0	0	0	0	0	0	0
Discount Coupons Sales 25%	0	0	0	0	0	0	0	0
MSRTC BUS Exempted Entry	0	0	0	0	1728	0	0	0
SCHOOL BUS Exempted Entry	0	0	0	0	1267	0	0	0
Government Exempted	0	0	105	0	130	0	26	0
Political parties vehicles Traffic count	0	0	1462	0	558	0	346	0
Plaza to plaza Exempted within 6 hours	0	0	231	0	279	0	214	0
Violation Entry	0	0	0	0	0	0	0	0
							Total Tollable Vechicle Count	7800
							Total NONTollable Vechicle Count	5622
							Total Vechicle Count	13,422.00
							Total Vechicle Amount	406,705.00
							Total Discount Sales	
							Total Pass Sales	-
							Total Daily Collection	406,705.00

**Fastgo Infra Pvt.Ltd. And JV  
Nagpur IRDP Toll  
Daily Tollable & NON Tollable Traffic Count And Revenue Entry Details  
(Count'd)**


Date		12/11/2025		
Section Name		Nagpur IRDP		
Bank Name Where Cash Depositing		-----		
Bank Account Number		-----		
Collection Depositing Date		-----		
Transaction Type	Car/Jeep Count	LCV Count	Bus / Truck Count	MAV (Multi Axle Vehicle)Count
Single Journey	0	465	457	353
Return Pass Sales	0	399	313	195
Return Pass Entry	0	399	313	195
Daily Pass Sales	0	375	239	147
Daily Pass Return Entry	0	1606	974	646
Discount Coupons Entry	0	0	0	0
Monthly Pass Entry	0	0	0	0
MSRTC BUS Exempted Entry	0	0	1728	0
SCHOOL BUS Exempted Entry	0	0	1267	0
Government Exempted	0	105	130	26
Political parties vehicles Traffic	0	1462	558	346
Plaza to plaza Exempted within 6	0	231	279	214
Violation Entry	0	0	0	0
			Total Tollable Vehicle Count	7,800
			Total NONTollable Vehicle Count	5,622
			Total Vehicle Count	13,422
			Total Vehicle Amount	406,705.00
			Total Discount Sales	-
			Total Pass Sales	-
			Total Daily Collection	406,705.00

**Fastgo Infra Pvt.Ltd. And JV  
Nagpur IRDP Toll  
Daily Tollable & NON Tollable Traffic Count And Revenue Entry Details**


Date		13/11/2025						
Section Name		Nagpur IRDP						
Bank Name Where Cash Depositing		-----						
Bank Account Number		-----						
Collection Depositing Date		-----						
Transaction Type	Car/Jeep Count	Car/Jeep Amount (In.Rs.)	LCV Count	LCV Amount (In. Rs.)	Bus / Truck Count	Bus / Truck Amount (In.Rs.)	MAV (Multi Axle Vechicle)Count	MAV (Multi Axle Vechicle)Amount (In.Rs.)
1	2	3	4	5	6	7	8	9
Single Journey	0	0	532	31920	504	52920	425	53125
Return Pass Sales	0	0	456	41040	347	54652.5	233	43687.5
Return Pass Entry	0	0	456	0	347	0	233	0
Daily Pass Sales	0	0	431	64650	262	68775	176	55000
Daily Pass Return Entry	0	0	1735	0	1015	0	721	0
Monthly Pass Entry	0	0	0	0	0	0	0	0
Discount Coupons Sales 50%	0	0	0	0	0	0	0	0
Discount Coupons Sales 25%	0	0	0	0	0	0	0	0
MSRTC BUS Exempted Entry	0	0	0	0	1629	0	0	0
SCHOOL BUS Exempted Entry	0	0	0	0	1372	0	0	0
Government Exempted	0	0	114	0	129	0	28	0
Political parties vehicles Traffic count	0	0	1579	0	529	0	349	0
Plaza to plaza Exempted within 6 hours	0	0	233	0	291	0	231	0
Violation Entry	0	0	0	0	0	0	0	0
<b>Total Tollable Vechicle Count</b>							<b>8628</b>	
<b>Total NONTollable Vechicle Count</b>							<b>5729</b>	
<b>Total Vechicle Count</b>							<b>14,357.00</b>	
<b>Total Vechicle Amount</b>							<b>465,770.00</b>	
<b>Total Discount Sales</b>							<b>-</b>	
<b>Total Pass Sales</b>							<b>-</b>	
<b>Total Daily Collection</b>							<b>465,770.00</b>	




**Fastgo Infra Pvt.Ltd. And JV  
Nagpur IRDP Toll  
Daily Tollable & NON Tollable Traffic Count And Revenue Entry Details  
(Count'd)**

Date		13/11/2025		
Section Name		Nagpur IRDP		
Bank Name Where Cash Depositing		-----		
Bank Account Number		-----		
Collection Depositing Date		-----		
Transaction Type	Car/Jeep Count	LCV Count	Bus / Truck Count	MAV (Multi Axle Vehicle)Count
Single Journey	0	532	504	425
Return Pass Sales	0	456	347	233
Return Pass Entry	0	456	347	233
Daily Pass Sales	0	431	262	176
Daily Pass Return Entry	0	1735	1015	721
Discount Coupons Entry	0	0	0	0
Monthly Pass Entry	0	0	0	0
MSRTC BUS Exempted Entry	0	0	1629	0
SCHOOL BUS Exempted Entry	0	0	1372	0
Government Exempted	0	114	129	28
Political parties vehicles Traffic	0	1579	529	349
Plaza to plaza Exempted within 6	0	233	291	231
Violation Entry	0	0	0	0
			Total Tollable Vehicle Count	8,628
			Total NONTollable Vehicle Count	5,729
			Total Vehicle Count	14,357
			Total Vehicle Amount	465,770.00
			Total Discount Sales	-
			Total Pass Sales	-
			Total Daily Collection	465,770.00


**Fastgo Infra Pvt.Ltd. And JV  
Nagpur IRDP Toll  
Daily Tollable & NON Tollable Traffic Count And Revenue Entry Details**

Date		14/11/2025						
Section Name		Nagpur IRDP						
Bank Name Where Cash Depositing		-----						
Bank Account Number		-----						
Collection Depositing Date		-----						
Transaction Type	Car/Jeep Count	Car/Jeep Amount (In.Rs.)	LCV Count	LCV Amount (In. Rs.)	Bus / Truck Count	Bus / Truck Amount (In.Rs.)	MAV (Multi Axle Vechicle)Count	MAV (Multi Axle Vechicle)Amount (In.Rs.)
1	2	3	4	5	6	7	8	9
Single Journey	0	0	502	30120	497	52185	403	50375
Return Pass Sales	0	0	431	38790	343	54022.5	222	41625
Return Pass Entry	0	0	431	0	343	0	222	0
Daily Pass Sales	0	0	406	60900	259	67987.5	166	51875
Daily Pass Return Entry	0	0	1541	0	963	0	676	0
Monthly Pass Entry	0	0	0	0	0	0	0	0
Discount Coupons Sales 50%	0	0	0	0	0	0	0	0
Discount Coupons Sales 25%	0	0	0	0	0	0	0	0
MSRTC BUS Exempted Entry	0	0	0	0	1665	0	0	0
SCHOOL BUS Exempted Entry	0	0	0	0	1276	0	0	0
Government Exempted	0	0	94	0	116	0	23	0
Political parties vehicles Traffic count	0	0	1630	0	455	0	282	0
Plaza to plaza Exempted within 6 hours	0	0	206	0	248	0	190	0
Violation Entry	0	0	0	0	0	0	0	0
							Total Tollable Vechicle Count	8049
							Total NONTollable Vechicle Count	5541
							Total Vechicle Count	13,590.00
							Total Vechicle Amount	447,880.00
							Total Discount Sales	
							Total Pass Sales	-
							Total Daily Collection	447,880.00


**Fastgo Infra Pvt.Ltd. And JV  
Nagpur IRDP Toll  
Daily Tollable & NON Tollable Traffic Count And Revenue Entry Details  
(Count'd)**

Date		14/11/2025		
Section Name		Nagpur IRDP		
Bank Name Where Cash Depositing		-----		
Bank Account Number		-----		
Collection Depositing Date		-----		
Transaction Type	Car/Jeep Count	LCV Count	Bus / Truck Count	MAV (Multi Axle Vehicle)Count
Single Journey	0	502	497	403
Return Pass Sales	0	431	343	222
Return Pass Entry	0	431	343	222
Daily Pass Sales	0	406	259	166
Daily Pass Return Entry	0	1541	963	676
Discount Coupons Entry	0	0	0	0
Monthly Pass Entry	0	0	0	0
MSRTC BUS Exempted Entry	0	0	1665	0
SCHOOL BUS Exempted Entry	0	0	1276	0
Government Exempted	0	94	116	23
Political parties vehicles Traffic	0	1630	455	282
Plaza to plaza Exempted within 6	0	206	248	190
Violation Entry	0	0	0	0
			Total Tollable Vehicle Count	8,049
			Total NONTollable Vehicle Count	5,541
			Total Vehicle Count	13,590
			Total Vehicle Amount	447,880.00
			Total Discount Sales	-
			Total Pass Sales	-
			Total Daily Collection	447,880.00

**Fastgo Infra Pvt.Ltd. And JV  
Nagpur IRDP Toll  
Daily Tollable & NON Tollable Traffic Count And Revenue Entry Details**

Date		15/11/2025						
Section Name		Nagpur IRDP						
Bank Name Where Cash Depositing		-----						
Bank Account Number		-----						
Collection Depositing Date		-----						
Transaction Type	Car/Jeep Count	Car/Jeep Amount (In.Rs.)	LCV Count	LCV Amount (In. Rs.)	Bus / Truck Count	Bus / Truck Amount (In.Rs.)	MAV (Multi Axle Vechicle)Count	MAV (Multi Axle Vechicle)Amount (In.Rs.)
1	2	3	4	5	6	7	8	9
Single Journey	0	0	575	34500	535	56175	427	53375
Return Pass Sales	0	0	492	44280	366	57645	236	44250
Return Pass Entry	0	0	492	0	366	0	236	0
Daily Pass Sales	0	0	465	69750	278	72975	177	55312.5
Daily Pass Return Entry	0	0	1622	0	984	0	674	0
Monthly Pass Entry	0	0	0	0	0	0	0	0
Discount Coupons Sales 50%	0	0	0	0	0	0	0	0
Discount Coupons Sales 25%	0	0	0	0	0	0	0	0
MSRTC BUS Exempted Entry	0	0	0	0	1746	0	0	0
SCHOOL BUS Exempted Entry	0	0	0	0	1499	0	0	0
Government Exempted	0	0	106	0	132	0	26	0
Political parties vehicles Traffic count	0	0	1477	0	564	0	350	0
Plaza to plaza Exempted within 6 hours	0	0	234	0	282	0	216	0
Violation Entry	0	0	0	0	0	0	0	0
							Total Tollable Vechicle Count	8657
							Total NONTollable Vechicle Count	5900
							Total Vechicle Count	14,557.00
							Total Vechicle Amount	488,262.50
							Total Discount Sales	
							Total Pass Sales	-
							Total Daily Collection	488,262.50

**Fastgo Infra Pvt.Ltd. And JV  
Nagpur IRDP Toll  
Daily Tollable & NON Tollable Traffic Count And Revenue Entry Details  
(Count'd)**


Date		15/11/2025		
Section Name		Nagpur IRDP		
Bank Name Where Cash Depositing		-----		
Bank Account Number		-----		
Collection Depositing Date		-----		
Transaction Type	Car/Jeep Count	LCV Count	Bus / Truck Count	MAV (Multi Axle Vehicle)Count
Single Journey	0	575	535	427
Return Pass Sales	0	492	366	236
Return Pass Entry	0	492	366	236
Daily Pass Sales	0	465	278	177
Daily Pass Return Entry	0	1622	984	674
Discount Coupons Entry	0	0	0	0
Monthly Pass Entry	0	0	0	0
MSRTC BUS Exempted Entry	0	0	1746	0
SCHOOL BUS Exempted Entry	0	0	1499	0
Government Exempted	0	106	132	26
Political parties vehicles Traffic	0	1477	564	350
Plaza to plaza Exempted within 6	0	234	282	216
Violation Entry	0	0	0	0
			Total Tollable Vehicle Count	8,657
			Total NONTollable Vehicle Count	5,900
			Total Vehicle Count	14,557
			Total Vehicle Amount	488,262.50
			Total Discount Sales	-
			Total Pass Sales	-
			Total Daily Collection	488,262.50

**Fastgo Infra Pvt.Ltd. And JV  
Nagpur IRDP Toll  
Daily Tollable & NON Tollable Traffic Count And Revenue Entry Details**

Date			16/11/2025							
Section Name			Nagpur IRDP							
Bank Name Where Cash Depositing			-----							
Bank Account Number			-----							
Collection Depositing Date			-----							
Transaction Type	Car/Jeep Count	Car/Jeep Amount (In.Rs.)	LCV Count	LCV Amount (In. Rs.)	Bus / Truck Count	Bus / Truck Amount (In.Rs.)	MAV (Multi Axle Vechicle)Count	MAV (Multi Axle Vechicle)Amount (In.Rs.)		
1	2	3	4	5	6	7	8	9		
Single Journey	0	0	378	22680	417	43785	345	43125		
Return Pass Sales	0	0	324	29160	287	45202.5	191	35812.5		
Return Pass Entry	0	0	324	0	287	0	191	0		
Daily Pass Sales	0	0	306	45900	217	56962.5	143	44687.5		
Daily Pass Return Entry	0	0	1674	0	1015	0	696	0		
Monthly Pass Entry	0	0	0	0	0	0	0	0		
Discount Coupons Sales 50%	0	0	0	0	0	0	0	0		
Discount Coupons Sales 25%	0	0	0	0	0	0	0	0		
MSRTC BUS Exempted Entry	0	0	0	0	1801	0	0	0		
SCHOOL BUS Exempted Entry	0	0	0	0	0	0	0	0		
Government Exempted	0	0	110	0	136	0	27	0		
Political parties vehicles Traffic count	0	0	1223	0	581	0	361	0		
Plaza to plaza Exempted within 6 hours	0	0	241	0	291	0	223	0		
Violation Entry	0	0	0	0	0	0	0	0		
<b>Total Tollable Vechicle Count</b>							<b>7550</b>			
<b>Total NONTollable Vechicle Count</b>							<b>4239</b>			
<b>Total Vechicle Count</b>							<b>11,789.00</b>			
<b>Total Vechicle Amount</b>							<b>367,315.00</b>			
<b>Total Discount Sales</b>										
<b>Total Pass Sales</b>							<b>-</b>			
<b>Total Daily Collection</b>							<b>367,315.00</b>			



**Fastgo Infra Pvt.Ltd. And JV  
Nagpur IRDP Toll  
Daily Tollable & NON Tollable Traffic Count And Revenue Entry Details  
(Count'd)**


Date		16/11/2025		
Section Name		Nagpur IRDP		
Bank Name Where Cash Depositing		-----		
Bank Account Number		-----		
Collection Depositing Date		-----		
Transaction Type	Car/Jeep Count	LCV Count	Bus / Truck Count	MAV (Multi Axle Vehicle)Count
Single Journey	0	378	417	345
Return Pass Sales	0	324	287	191
Return Pass Entry	0	324	287	191
Daily Pass Sales	0	306	217	143
Daily Pass Return Entry	0	1674	1015	696
Discount Coupons Entry	0	0	0	0
Monthly Pass Entry	0	0	0	0
MSRTC BUS Exempted Entry	0	0	1801	0
SCHOOL BUS Exempted Entry	0	0	0	0
Government Exempted	0	110	136	27
Political parties vehicles Traffic	0	1223	581	361
Plaza to plaza Exempted within 6	0	241	291	223
Violation Entry	0	0	0	0
			Total Tollable Vehicle Count	7,550
			Total NONTollable Vehicle Count	4,239
			Total Vehicle Count	11,789
			Total Vehicle Amount	367,315.00
			Total Discount Sales	-
			Total Pass Sales	-
			Total Daily Collection	367,315.00

**Fastgo Infra Pvt.Ltd. And JV  
Nagpur IRDP Toll  
Daily Tollable & NON Tollable Traffic Count And Revenue Entry Details**


Date		17/11/2025						
Section Name		Nagpur IRDP						
Bank Name Where Cash Depositing		-----						
Bank Account Number		-----						
Collection Depositing Date		-----						
Transaction Type	Car/Jeep Count	Car/Jeep Amount (In.Rs.)	LCV Count	LCV Amount (In. Rs.)	Bus / Truck Count	Bus / Truck Amount (In.Rs.)	MAV (Multi Axle Vechicle)Count	MAV (Multi Axle Vechicle)Amount (In.Rs.)
1	2	3	4	5	6	7	8	9
Single Journey	0	0	522	31320	517	54285	423	52875
Return Pass Sales	0	0	449	40410	355	55912.5	233	43687.5
Return Pass Entry	0	0	449	0	355	0	233	0
Daily Pass Sales	0	0	423	63450	270	70875	175	54687.5
Daily Pass Return Entry	0	0	1444	0	869	0	717	0
Monthly Pass Entry	0	0	0	0	0	0	0	0
Discount Coupons Sales 50%	0	0	0	0	0	0	0	0
Discount Coupons Sales 25%	0	0	0	0	0	0	0	0
MSRTC BUS Exempted Entry	0	0	0	0	1581	0	0	0
SCHOOL BUS Exempted Entry	0	0	0	0	1410	0	0	0
Government Exempted	0	0	84	0	120	0	20	0
Political parties vehicles Traffic count	0	0	1206	0	432	0	318	0
Plaza to plaza Exempted within 6 hours	0	0	231	0	270	0	206	0
Violation Entry	0	0	0	0	0	0	0	0
<b>Total Tollable Vechicle Count</b>							<b>8141</b>	
<b>Total NONTollable Vechicle Count</b>							<b>5171</b>	
<b>Total Vechicle Count</b>							<b>13,312.00</b>	
<b>Total Vechicle Amount</b>							<b>467,502.50</b>	
<b>Total Discount Sales</b>							<b>-</b>	
<b>Total Pass Sales</b>							<b>-</b>	
<b>Total Daily Collection</b>							<b>467,502.50</b>	




**Fastgo Infra Pvt.Ltd. And JV  
Nagpur IRDP Toll  
Daily Tollable & NON Tollable Traffic Count And Revenue Entry Details  
(Count'd)**

Date		17/11/2025		
Section Name		Nagpur IRDP		
Bank Name Where Cash Depositing		-----		
Bank Account Number		-----		
Collection Depositing Date		-----		
Transaction Type	Car/Jeep Count	LCV Count	Bus / Truck Count	MAV (Multi Axle Vehicle)Count
Single Journey	0	522	517	423
Return Pass Sales	0	449	355	233
Return Pass Entry	0	449	355	233
Daily Pass Sales	0	423	270	175
Daily Pass Return Entry	0	1444	869	717
Discount Coupons Entry	0	0	0	0
Monthly Pass Entry	0	0	0	0
MSRTC BUS Exempted Entry	0	0	1581	0
SCHOOL BUS Exempted Entry	0	0	1410	0
Government Exempted	0	84	120	20
Political parties vehicles Traffic	0	1206	432	318
Plaza to plaza Exempted within 6	0	231	270	206
Violation Entry	0	0	0	0
			Total Tollable Vehicle Count	8,141
			Total NONTollable Vehicle Count	5,171
			Total Vehicle Count	13,312
			Total Vehicle Amount	467,502.50
			Total Discount Sales	-
			Total Pass Sales	-
			Total Daily Collection	467,502.50

**Fastgo Infra Pvt.Ltd. And JV  
Nagpur IRDP Toll  
Daily Tollable & NON Tollable Traffic Count And Revenue Entry Details**

Date		18/11/2025						
Section Name		Nagpur IRDP						
Bank Name Where Cash Depositing		-----						
Bank Account Number		-----						
Collection Depositing Date		-----						
Transaction Type	Car/Jeep Count	Car/Jeep Amount (In.Rs.)	LCV Count	LCV Amount (In. Rs.)	Bus / Truck Count	Bus / Truck Amount (In.Rs.)	MAV (Multi Axle Vechicle)Count	MAV (Multi Axle Vechicle)Amount (In.Rs.)
1	2	3	4	5	6	7	8	9
Single Journey	0	0	521	31260	474	49770	442	55250
Return Pass Sales	0	0	446	40140	326	51345	244	45750
Return Pass Entry	0	0	446	0	326	0	244	0
Daily Pass Sales	0	0	422	63300	247	64837.5	184	57500
Daily Pass Return Entry	0	0	1622	0	984	0	674	0
Monthly Pass Entry	0	0	0	0	0	0	0	0
Discount Coupons Sales 50%	0	0	0	0	0	0	0	0
Discount Coupons Sales 25%	0	0	0	0	0	0	0	0
MSRTC BUS Exempted Entry	0	0	0	0	1746	0	0	0
SCHOOL BUS Exempted Entry	0	0	0	0	1387	0	0	0
Government Exempted	0	0	106	0	132	0	26	0
Political parties vehicles Traffic count	0	0	1477	0	564	0	350	0
Plaza to plaza Exempted within 6 hours	0	0	234	0	282	0	216	0
Violation Entry	0	0	0	0	0	0	0	0
							Total Tollable Vechicle Count	8334
							Total NONTollable Vechicle Count	5788
							Total Vechicle Count	14,122.00
							Total Vechicle Amount	459,152.50
							Total Discount Sales	
							Total Pass Sales	-
							Total Daily Collection	459,152.50

**Fastgo Infra Pvt.Ltd. And JV  
Nagpur IRDP Toll  
Daily Tollable & NON Tollable Traffic Count And Revenue Entry Details  
(Count'd)**


Date		18/11/2025		
Section Name		Nagpur IRDP		
Bank Name Where Cash Depositing		-----		
Bank Account Number		-----		
Collection Depositing Date		-----		
Transaction Type	Car/Jeep Count	LCV Count	Bus / Truck Count	MAV (Multi Axle Vehicle)Count
Single Journey	0	521	474	442
Return Pass Sales	0	446	326	244
Return Pass Entry	0	446	326	244
Daily Pass Sales	0	422	247	184
Daily Pass Return Entry	0	1622	984	674
Discount Coupons Entry	0	0	0	0
Monthly Pass Entry	0	0	0	0
MSRTC BUS Exempted Entry	0	0	1746	0
SCHOOL BUS Exempted Entry	0	0	1387	0
Government Exempted	0	106	132	26
Political parties vehicles Traffic	0	1477	564	350
Plaza to plaza Exempted within 6	0	234	282	216
Violation Entry	0	0	0	0
			Total Tollable Vehicle Count	8,334
			Total NONTollable Vehicle Count	5,788
			Total Vehicle Count	14,122
			Total Vehicle Amount	459,152.50
			Total Discount Sales	-
			Total Pass Sales	-
			Total Daily Collection	459,152.50

**Fastgo Infra Pvt.Ltd. And JV  
Nagpur IRDP Toll  
Daily Tollable & NON Tollable Traffic Count And Revenue Entry Details**

Date		19/11/2025						
Section Name		Nagpur IRDP						
Bank Name Where Cash Depositing		-----						
Bank Account Number		-----						
Collection Depositing Date		-----						
Transaction Type	Car/Jeep Count	Car/Jeep Amount (In.Rs.)	LCV Count	LCV Amount (In. Rs.)	Bus / Truck Count	Bus / Truck Amount (In.Rs.)	MAV (Multi Axle Vechicle)Count	MAV (Multi Axle Vechicle)Amount (In.Rs.)
1	2	3	4	5	6	7	8	9
Single Journey	0	0	449	26940	431	45255	403	50375
Return Pass Sales	0	0	386	34740	295	46462.5	222	41625
Return Pass Entry	0	0	386	0	295	0	222	0
Daily Pass Sales	0	0	365	54750	225	59062.5	166	51875
Daily Pass Return Entry	0	0	1747	0	1023	0	701	0
Monthly Pass Entry	0	0	0	0	0	0	0	0
Discount Coupons Sales 50%	0	0	0	0	0	0	0	0
Discount Coupons Sales 25%	0	0	0	0	0	0	0	0
MSRTC BUS Exempted Entry	0	0	0	0	1880	0	0	0
SCHOOL BUS Exempted Entry	0	0	0	0	1381	0	0	0
Government Exempted	0	0	94	0	142	0	27	0
Political parties vehicles Traffic count	0	0	1391	0	507	0	364	0
Plaza to plaza Exempted within 6 hours	0	0	252	0	304	0	217	0
Violation Entry	0	0	0	0	0	0	0	0
<b>Total Tollable Vechicle Count</b>							<b>8089</b>	
<b>Total NONTollable Vechicle Count</b>							<b>5786</b>	
<b>Total Vechicle Count</b>							<b>13,875.00</b>	
<b>Total Vechicle Amount</b>							<b>411,085.00</b>	
<b>Total Discount Sales</b>							<b>-</b>	
<b>Total Pass Sales</b>							<b>-</b>	
<b>Total Daily Collection</b>							<b>411,085.00</b>	



**Fastgo Infra Pvt.Ltd. And JV  
Nagpur IRDP Toll  
Daily Tollable & NON Tollable Traffic Count And Revenue Entry Details  
(Count'd)**


Date		19/11/2025		
Section Name		Nagpur IRDP		
Bank Name Where Cash Depositing		-----		
Bank Account Number		-----		
Collection Depositing Date		-----		
Transaction Type	Car/Jeep Count	LCV Count	Bus / Truck Count	MAV (Multi Axle Vehicle)Count
Single Journey	0	449	431	403
Return Pass Sales	0	386	295	222
Return Pass Entry	0	386	295	222
Daily Pass Sales	0	365	225	166
Daily Pass Return Entry	0	1747	1023	701
Discount Coupons Entry	0	0	0	0
Monthly Pass Entry	0	0	0	0
MSRTC BUS Exempted Entry	0	0	1880	0
SCHOOL BUS Exempted Entry	0	0	1381	0
Government Exempted	0	94	142	27
Political parties vehicles Traffic	0	1391	507	364
Plaza to plaza Exempted within 6	0	252	304	217
Violation Entry	0	0	0	0
			Total Tollable Vehicle Count	8,089
			Total NONTollable Vehicle Count	5,786
			Total Vehicle Count	13,875
			Total Vehicle Amount	411,085.00
			Total Discount Sales	-
			Total Pass Sales	-
			Total Daily Collection	411,085.00

**Fastgo Infra Pvt.Ltd. And JV  
Nagpur IRDP Toll  
Daily Tollable & NON Tollable Traffic Count And Revenue Entry Details**

Date		20/11/2025						
Section Name		Nagpur IRDP						
Bank Name Where Cash Depositing		-----						
Bank Account Number		-----						
Collection Depositing Date		-----						
Transaction Type	Car/Jeep Count	Car/Jeep Amount (In.Rs.)	LCV Count	LCV Amount (In. Rs.)	Bus / Truck Count	Bus / Truck Amount (In.Rs.)	MAV (Multi Axle Vechicle)Count	MAV (Multi Axle Vechicle)Amount (In.Rs.)
1	2	3	4	5	6	7	8	9
Single Journey	0	0	520	31200	489	51345	427	53375
Return Pass Sales	0	0	446	40140	336	52920	236	44250
Return Pass Entry	0	0	446	0	336	0	236	0
Daily Pass Sales	0	0	422	63300	256	67200	177	55312.5
Daily Pass Return Entry	0	0	1722	0	1045	0	670	0
Monthly Pass Entry	0	0	0	0	0	0	0	0
Discount Coupons Sales 50%	0	0	0	0	0	0	0	0
Discount Coupons Sales 25%	0	0	0	0	0	0	0	0
MSRTC BUS Exempted Entry	0	0	0	0	1853	0	0	0
SCHOOL BUS Exempted Entry	0	0	0	0	1449	0	0	0
Government Exempted	0	0	113	0	140	0	28	0
Political parties vehicles Traffic count	0	0	1368	0	598	0	372	0
Plaza to plaza Exempted within 6 hours	0	0	248	0	299	0	229	0
Violation Entry	0	0	0	0	0	0	0	0
<b>Total Tollable Vechicle Count</b>							<b>8540</b>	
<b>Total NONTollable Vechicle Count</b>							<b>5921</b>	
<b>Total Vechicle Count</b>							<b>14,461.00</b>	
<b>Total Vechicle Amount</b>							<b>459,042.50</b>	
<b>Total Discount Sales</b>							<b>-</b>	
<b>Total Pass Sales</b>							<b>-</b>	
<b>Total Daily Collection</b>							<b>459,042.50</b>	



**Fastgo Infra Pvt.Ltd. And JV  
Nagpur IRDP Toll  
Daily Tollable & NON Tollable Traffic Count And Revenue Entry Details  
(Count'd)**


Date		20/11/2025		
Section Name		Nagpur IRDP		
Bank Name Where Cash Depositing		-----		
Bank Account Number		-----		
Collection Depositing Date		-----		
Transaction Type	Car/Jeep Count	LCV Count	Bus / Truck Count	MAV (Multi Axle Vehicle)Count
Single Journey	0	520	489	427
Return Pass Sales	0	446	336	236
Return Pass Entry	0	446	336	236
Daily Pass Sales	0	422	256	177
Daily Pass Return Entry	0	1722	1045	670
Discount Coupons Entry	0	0	0	0
Monthly Pass Entry	0	0	0	0
MSRTC BUS Exempted Entry	0	0	1853	0
SCHOOL BUS Exempted Entry	0	0	1449	0
Government Exempted	0	113	140	28
Political parties vehicles Traffic	0	1368	598	372
Plaza to plaza Exempted within 6	0	248	299	229
Violation Entry	0	0	0	0
			Total Tollable Vehicle Count	8,540
			Total NONTollable Vehicle Count	5,921
			Total Vehicle Count	14,461
			Total Vehicle Amount	459,042.50
			Total Discount Sales	-
			Total Pass Sales	-
			Total Daily Collection	459,042.50

**Fastgo Infra Pvt.Ltd. And JV  
Nagpur IRDP Toll  
Daily Tollable & NON Tollable Traffic Count And Revenue Entry Details**

Date		21/11/2025						
Section Name		Nagpur IRDP						
Bank Name Where Cash Depositing		-----						
Bank Account Number		-----						
Collection Depositing Date		-----						
Transaction Type	Car/Jeep Count	Car/Jeep Amount (In.Rs.)	LCV Count	LCV Amount (In. Rs.)	Bus / Truck Count	Bus / Truck Amount (In.Rs.)	MAV (Multi Axle Vechicle)Count	MAV (Multi Axle Vechicle)Amount (In.Rs.)
1	2	3	4	5	6	7	8	9
Single Journey	0	0	504	30240	474	49770	447	55875
Return Pass Sales	0	0	431	38790	326	51345	247	46312.5
Return Pass Entry	0	0	431	0	326	0	247	0
Daily Pass Sales	0	0	409	61350	247	64837.5	185	57812.5
Daily Pass Return Entry	0	0	1747	0	924	0	714	0
Monthly Pass Entry	0	0	0	0	0	0	0	0
Discount Coupons Sales 50%	0	0	0	0	0	0	0	0
Discount Coupons Sales 25%	0	0	0	0	0	0	0	0
MSRTC BUS Exempted Entry	0	0	0	0	1588	0	0	0
SCHOOL BUS Exempted Entry	0	0	0	0	1721	0	0	0
Government Exempted	0	0	97	0	120	0	24	0
Political parties vehicles Traffic count	0	0	1344	0	513	0	318	0
Plaza to plaza Exempted within 6 hours	0	0	213	0	257	0	196	0
Violation Entry	0	0	0	0	0	0	0	0
<b>Total Tollable Vechicle Count</b>							<b>8325</b>	
<b>Total NONTollable Vechicle Count</b>							<b>5725</b>	
<b>Total Vechicle Count</b>							<b>14,050.00</b>	
<b>Total Vechicle Amount</b>							<b>456,332.50</b>	
<b>Total Discount Sales</b>								
<b>Total Pass Sales</b>							<b>-</b>	
<b>Total Daily Collection</b>							<b>456,332.50</b>	



**Fastgo Infra Pvt.Ltd. And JV  
Nagpur IRDP Toll  
Daily Tollable & NON Tollable Traffic Count And Revenue Entry Details  
(Count'd)**


Date		21/11/2025		
Section Name		Nagpur IRDP		
Bank Name Where Cash Depositing		-----		
Bank Account Number		-----		
Collection Depositing Date		-----		
Transaction Type	Car/Jeep Count	LCV Count	Bus / Truck Count	MAV (Multi Axle Vehicle)Count
Single Journey	0	504	474	447
Return Pass Sales	0	431	326	247
Return Pass Entry	0	431	326	247
Daily Pass Sales	0	409	247	185
Daily Pass Return Entry	0	1747	924	714
Discount Coupons Entry	0	0	0	0
Monthly Pass Entry	0	0	0	0
MSRTC BUS Exempted Entry	0	0	1588	0
SCHOOL BUS Exempted Entry	0	0	1721	0
Government Exempted	0	97	120	24
Political parties vehicles Traffic	0	1344	513	318
Plaza to plaza Exempted within 6	0	213	257	196
Violation Entry	0	0	0	0
			Total Tollable Vehicle Count	8,325
			Total NONTollable Vehicle Count	5,725
			Total Vehicle Count	14,050
			Total Vehicle Amount	456,332.50
			Total Discount Sales	-
			Total Pass Sales	-
			Total Daily Collection	456,332.50

**Fastgo Infra Pvt.Ltd. And JV  
Nagpur IRDP Toll  
Daily Tollable & NON Tollable Traffic Count And Revenue Entry Details**

Date		22/11/2025						
Section Name		Nagpur IRDP						
Bank Name Where Cash Depositing		-----						
Bank Account Number		-----						
Collection Depositing Date		-----						
Transaction Type	Car/Jeep Count	Car/Jeep Amount (In.Rs.)	LCV Count	LCV Amount (In. Rs.)	Bus / Truck Count	Bus / Truck Amount (In.Rs.)	MAV (Multi Axle Vechicle)Count	MAV (Multi Axle Vechicle)Amount (In.Rs.)
1	2	3	4	5	6	7	8	9
Single Journey	0	0	538	32280	486	51030	431	53875
Return Pass Sales	0	0	461	41490	334	52605	237	44437.5
Return Pass Entry	0	0	461	0	334	0	237	0
Daily Pass Sales	0	0	436	65400	253	66412.5	178	55625
Daily Pass Return Entry	0	0	1716	0	939	0	644	0
Monthly Pass Entry	0	0	0	0	0	0	0	0
Discount Coupons Sales 50%	0	0	0	0	0	0	0	0
Discount Coupons Sales 25%	0	0	0	0	0	0	0	0
MSRTC BUS Exempted Entry	0	0	0	0	1666	0	0	0
SCHOOL BUS Exempted Entry	0	0	0	0	1499	0	0	0
Government Exempted	0	0	102	0	126	0	25	0
Political parties vehicles Traffic count	0	0	1409	0	538	0	334	0
Plaza to plaza Exempted within 6 hours	0	0	223	0	269	0	206	0
Violation Entry	0	0	0	0	0	0	0	0
<b>Total Tollable Vechicle Count</b>							<b>8383</b>	
<b>Total NONTollable Vechicle Count</b>							<b>5699</b>	
<b>Total Vechicle Count</b>							<b>14,082.00</b>	
<b>Total Vechicle Amount</b>							<b>463,155.00</b>	
<b>Total Discount Sales</b>							<b>-</b>	
<b>Total Pass Sales</b>							<b>-</b>	
<b>Total Daily Collection</b>							<b>463,155.00</b>	



**Fastgo Infra Pvt.Ltd. And JV  
Nagpur IRDP Toll  
Daily Tollable & NON Tollable Traffic Count And Revenue Entry Details  
(Count'd)**


Date		22/11/2025		
Section Name		Nagpur IRDP		
Bank Name Where Cash Depositing		-----		
Bank Account Number		-----		
Collection Depositing Date		-----		
Transaction Type	Car/Jeep Count	LCV Count	Bus / Truck Count	MAV (Multi Axle Vehicle)Count
Single Journey	0	538	486	431
Return Pass Sales	0	461	334	237
Return Pass Entry	0	461	334	237
Daily Pass Sales	0	436	253	178
Daily Pass Return Entry	0	1716	939	644
Discount Coupons Entry	0	0	0	0
Monthly Pass Entry	0	0	0	0
MSRTC BUS Exempted Entry	0	0	1666	0
SCHOOL BUS Exempted Entry	0	0	1499	0
Government Exempted	0	102	126	25
Political parties vehicles Traffic	0	1409	538	334
Plaza to plaza Exempted within 6	0	223	269	206
Violation Entry	0	0	0	0
			Total Tollable Vehicle Count	8,383
			Total NONTollable Vehicle Count	5,699
			Total Vehicle Count	14,082
			Total Vehicle Amount	463,155.00
			Total Discount Sales	-
			Total Pass Sales	-
			Total Daily Collection	463,155.00

**Fastgo Infra Pvt.Ltd. And JV  
Nagpur IRDP Toll  
Daily Tollable & NON Tollable Traffic Count And Revenue Entry Details**

Date		23/11/2025						
Section Name		Nagpur IRDP						
Bank Name Where Cash Depositing		-----						
Bank Account Number		-----						
Collection Depositing Date		-----						
Transaction Type	Car/Jeep Count	Car/Jeep Amount (In.Rs.)	LCV Count	LCV Amount (In. Rs.)	Bus / Truck Count	Bus / Truck Amount (In.Rs.)	MAV (Multi Axle Vechicle)Count	MAV (Multi Axle Vechicle)Amount (In.Rs.)
1	2	3	4	5	6	7	8	9
Single Journey	0	0	340	20400	354	37170	369	46125
Return Pass Sales	0	0	290	26100	244	38430	204	38250
Return Pass Entry	0	0	290	0	244	0	204	0
Daily Pass Sales	0	0	275	41250	185	48562.5	152	47500
Daily Pass Return Entry	0	0	1633	0	991	0	679	0
Monthly Pass Entry	0	0	0	0	0	0	0	0
Discount Coupons Sales 50%	0	0	0	0	0	0	0	0
Discount Coupons Sales 25%	0	0	0	0	0	0	0	0
MSRTC BUS Exempted Entry	0	0	0	0	1758	0	0	0
SCHOOL BUS Exempted Entry	0	0	0	0	0	0	0	0
Government Exempted	0	0	107	0	132	0	26	0
Political parties vehicles Traffic count	0	0	1487	0	567	0	352	0
Plaza to plaza Exempted within 6 hours	0	0	235	0	284	0	217	0
Violation Entry	0	0	0	0	0	0	0	0
<b>Total Tollable Vechicle Count</b>							<b>7190</b>	
<b>Total NONTollable Vechicle Count</b>							<b>4429</b>	
<b>Total Vechicle Count</b>							<b>11,619.00</b>	
<b>Total Vechicle Amount</b>							<b>343,787.50</b>	
<b>Total Discount Sales</b>							<b>-</b>	
<b>Total Pass Sales</b>							<b>-</b>	
<b>Total Daily Collection</b>							<b>343,787.50</b>	



**Fastgo Infra Pvt.Ltd. And JV  
Nagpur IRDP Toll  
Daily Tollable & NON Tollable Traffic Count And Revenue Entry Details  
(Count'd)**


Date		23/11/2025		
Section Name		Nagpur IRDP		
Bank Name Where Cash Depositing		-----		
Bank Account Number		-----		
Collection Depositing Date		-----		
Transaction Type	Car/Jeep Count	LCV Count	Bus / Truck Count	MAV (Multi Axle Vehicle)Count
Single Journey	0	340	354	369
Return Pass Sales	0	290	244	204
Return Pass Entry	0	290	244	204
Daily Pass Sales	0	275	185	152
Daily Pass Return Entry	0	1633	991	679
Discount Coupons Entry	0	0	0	0
Monthly Pass Entry	0	0	0	0
MSRTC BUS Exempted Entry	0	0	1758	0
SCHOOL BUS Exempted Entry	0	0	0	0
Government Exempted	0	107	132	26
Political parties vehicles Traffic	0	1487	567	352
Plaza to plaza Exempted within 6	0	235	284	217
Violation Entry	0	0	0	0
			Total Tollable Vehicle Count	7,190
			Total NONTollable Vehicle Count	4,429
			Total Vehicle Count	11,619
			Total Vehicle Amount	343,787.50
			Total Discount Sales	-
			Total Pass Sales	-
			Total Daily Collection	343,787.50

**Fastgo Infra Pvt.Ltd. And JV  
Nagpur IRDP Toll  
Daily Tollable & NON Tollable Traffic Count And Revenue Entry Details**

Date		24/11/2025						
Section Name		Nagpur IRDP						
Bank Name Where Cash Depositing		-----						
Bank Account Number		-----						
Collection Depositing Date		-----						
Transaction Type	Car/Jeep Count	Car/Jeep Amount (In.Rs.)	LCV Count	LCV Amount (In. Rs.)	Bus / Truck Count	Bus / Truck Amount (In.Rs.)	MAV (Multi Axle Vechicle)Count	MAV (Multi Axle Vechicle)Amount (In.Rs.)
1	2	3	4	5	6	7	8	9
Single Journey	0	0	522	31320	446	46830	374	46750
Return Pass Sales	0	0	449	40410	306	48195	206	38625
Return Pass Entry	0	0	449	0	306	0	206	0
Daily Pass Sales	0	0	423	63450	232	60900	153	47812.5
Daily Pass Return Entry	0	0	1674	0	863	0	679	0
Monthly Pass Entry	0	0	0	0	0	0	0	0
Discount Coupons Sales 50%	0	0	0	0	0	0	0	0
Discount Coupons Sales 25%	0	0	0	0	0	0	0	0
MSRTC BUS Exempted Entry	0	0	0	0	1555	0	0	0
SCHOOL BUS Exempted Entry	0	0	0	0	1321	0	0	0
Government Exempted	0	0	93	0	120	0	23	0
Political parties vehicles Traffic count	0	0	1295	0	494	0	307	0
Plaza to plaza Exempted within 6 hours	0	0	205	0	290	0	189	0
Violation Entry	0	0	0	0	0	0	0	0
<b>Total Tollable Vechicle Count</b>							<b>7972</b>	
<b>Total NONTollable Vechicle Count</b>							<b>5208</b>	
<b>Total Vechicle Count</b>							<b>13,180.00</b>	
<b>Total Vechicle Amount</b>							<b>424,292.50</b>	
<b>Total Discount Sales</b>							<b>-</b>	
<b>Total Pass Sales</b>							<b>-</b>	
<b>Total Daily Collection</b>							<b>424,292.50</b>	



**Fastgo Infra Pvt.Ltd. And JV  
Nagpur IRDP Toll  
Daily Tollable & NON Tollable Traffic Count And Revenue Entry Details  
(Count'd)**


Date		24/11/2025		
Section Name		Nagpur IRDP		
Bank Name Where Cash Depositing		-----		
Bank Account Number		-----		
Collection Depositing Date		-----		
Transaction Type	Car/Jeep Count	LCV Count	Bus / Truck Count	MAV (Multi Axle Vehicle)Count
Single Journey	0	522	446	374
Return Pass Sales	0	449	306	206
Return Pass Entry	0	449	306	206
Daily Pass Sales	0	423	232	153
Daily Pass Return Entry	0	1674	863	679
Discount Coupons Entry	0	0	0	0
Monthly Pass Entry	0	0	0	0
MSRTC BUS Exempted Entry	0	0	1555	0
SCHOOL BUS Exempted Entry	0	0	1321	0
Government Exempted	0	93	120	23
Political parties vehicles Traffic	0	1295	494	307
Plaza to plaza Exempted within 6	0	205	290	189
Violation Entry	0	0	0	0
			Total Tollable Vehicle Count	7,972
			Total NONTollable Vehicle Count	5,208
			Total Vehicle Count	13,180
			Total Vehicle Amount	424,292.50
			Total Discount Sales	-
			Total Pass Sales	-
			Total Daily Collection	424,292.50

**Fastgo Infra Pvt.Ltd. And JV  
Nagpur IRDP Toll  
Daily Tollable & NON Tollable Traffic Count And Revenue Entry Details**

Date		25/11/2025						
Section Name		Nagpur IRDP						
Bank Name Where Cash Depositing		-----						
Bank Account Number		-----						
Collection Depositing Date		-----						
Transaction Type	Car/Jeep Count	Car/Jeep Amount (In.Rs.)	LCV Count	LCV Amount (In. Rs.)	Bus / Truck Count	Bus / Truck Amount (In.Rs.)	MAV (Multi Axle Vechicle)Count	MAV (Multi Axle Vechicle)Amount (In.Rs.)
1	2	3	4	5	6	7	8	9
Single Journey	0	0	578	34680	497	52185	410	51250
Return Pass Sales	0	0	495	44550	341	53707.5	227	42562.5
Return Pass Entry	0	0	495	0	341	0	227	0
Daily Pass Sales	0	0	469	70350	259	67987.5	170	53125
Daily Pass Return Entry	0	0	1645	0	855	0	641	0
Monthly Pass Entry	0	0	0	0	0	0	0	0
Discount Coupons Sales 50%	0	0	0	0	0	0	0	0
Discount Coupons Sales 25%	0	0	0	0	0	0	0	0
MSRTC BUS Exempted Entry	0	0	0	0	1540	0	0	0
SCHOOL BUS Exempted Entry	0	0	0	0	1499	0	0	0
Government Exempted	0	0	96	0	137	0	18	0
Political parties vehicles Traffic count	0	0	1661	0	568	0	364	0
Plaza to plaza Exempted within 6 hours	0	0	260	0	291	0	163	0
Violation Entry	0	0	0	0	0	0	0	0
<b>Total Tollable Vechicle Count</b>							<b>8364</b>	
<b>Total NONTollable Vechicle Count</b>							<b>5883</b>	
<b>Total Vechicle Count</b>							<b>14,247.00</b>	
<b>Total Vechicle Amount</b>							<b>470,397.50</b>	
<b>Total Discount Sales</b>								
<b>Total Pass Sales</b>							<b>-</b>	
<b>Total Daily Collection</b>							<b>470,397.50</b>	



**Fastgo Infra Pvt.Ltd. And JV  
Nagpur IRDP Toll  
Daily Tollable & NON Tollable Traffic Count And Revenue Entry Details  
(Count'd)**


Date		25/11/2025		
Section Name		Nagpur IRDP		
Bank Name Where Cash Depositing		-----		
Bank Account Number		-----		
Collection Depositing Date		-----		
Transaction Type	Car/Jeep Count	LCV Count	Bus / Truck Count	MAV (Multi Axle Vehicle)Count
Single Journey	0	578	497	410
Return Pass Sales	0	495	341	227
Return Pass Entry	0	495	341	227
Daily Pass Sales	0	469	259	170
Daily Pass Return Entry	0	1645	855	641
Discount Coupons Entry	0	0	0	0
Monthly Pass Entry	0	0	0	0
MSRTC BUS Exempted Entry	0	0	1540	0
SCHOOL BUS Exempted Entry	0	0	1499	0
Government Exempted	0	96	137	18
Political parties vehicles Traffic	0	1661	568	364
Plaza to plaza Exempted within 6	0	260	291	163
Violation Entry	0	0	0	0
			Total Tollable Vehicle Count	8,364
			Total NONTollable Vehicle Count	5,883
			Total Vehicle Count	14,247
			Total Vehicle Amount	470,397.50
			Total Discount Sales	-
			Total Pass Sales	-
			Total Daily Collection	470,397.50

**Fastgo Infra Pvt.Ltd. And JV  
Nagpur IRDP Toll  
Daily Tollable & NON Tollable Traffic Count And Revenue Entry Details**

Date		26/11/2025						
Section Name		Nagpur IRDP						
Bank Name Where Cash Depositing		-----						
Bank Account Number		-----						
Collection Depositing Date		-----						
Transaction Type	Car/Jeep Count	Car/Jeep Amount (In.Rs.)	LCV Count	LCV Amount (In. Rs.)	Bus / Truck Count	Bus / Truck Amount (In.Rs.)	MAV (Multi Axle Vechicle)Count	MAV (Multi Axle Vechicle)Amount (In.Rs.)
1	2	3	4	5	6	7	8	9
Single Journey	0	0	479	28740	431	45255	387	48375
Return Pass Sales	0	0	410	36900	295	46462.5	214	40125
Return Pass Entry	0	0	410	0	295	0	214	0
Daily Pass Sales	0	0	388	58200	224	58800	160	50000
Daily Pass Return Entry	0	0	1451	0	880	0	410	0
Monthly Pass Entry	0	0	0	0	0	0	0	0
Discount Coupons Sales 50%	0	0	0	0	0	0	0	0
Discount Coupons Sales 25%	0	0	0	0	0	0	0	0
MSRTC BUS Exempted Entry	0	0	0	0	1807	0	0	0
SCHOOL BUS Exempted Entry	0	0	0	0	1365	0	0	0
Government Exempted	0	0	110	0	136	0	24	0
Political parties vehicles Traffic count	0	0	981	0	573	0	308	0
Plaza to plaza Exempted within 6 hours	0	0	220	0	292	0	158	0
Violation Entry	0	0	0	0	0	0	0	0
<b>Total Tollable Vechicle Count</b>							<b>7318</b>	
<b>Total NONTollable Vechicle Count</b>							<b>5304</b>	
<b>Total Vechicle Count</b>							<b>12,622.00</b>	
<b>Total Vechicle Amount</b>							<b>412,857.50</b>	
<b>Total Discount Sales</b>							<b>-</b>	
<b>Total Pass Sales</b>							<b>-</b>	
<b>Total Daily Collection</b>							<b>412,857.50</b>	



**Fastgo Infra Pvt.Ltd. And JV  
Nagpur IRDP Toll  
Daily Tollable & NON Tollable Traffic Count And Revenue Entry Details  
(Count'd)**


Date		26/11/2025		
Section Name		Nagpur IRDP		
Bank Name Where Cash Depositing		-----		
Bank Account Number		-----		
Collection Depositing Date		-----		
Transaction Type	Car/Jeep Count	LCV Count	Bus / Truck Count	MAV (Multi Axle Vehicle)Count
Single Journey	0	479	431	387
Return Pass Sales	0	410	295	214
Return Pass Entry	0	410	295	214
Daily Pass Sales	0	388	224	160
Daily Pass Return Entry	0	1451	880	410
Discount Coupons Entry	0	0	0	0
Monthly Pass Entry	0	0	0	0
MSRTC BUS Exempted Entry	0	0	1807	0
SCHOOL BUS Exempted Entry	0	0	1365	0
Government Exempted	0	110	136	24
Political parties vehicles Traffic	0	981	573	308
Plaza to plaza Exempted within 6	0	220	292	158
Violation Entry	0	0	0	0
			Total Tollable Vehicle Count	7,318
			Total NONTollable Vehicle Count	5,304
			Total Vehicle Count	12,622
			Total Vehicle Amount	412,857.50
			Total Discount Sales	-
			Total Pass Sales	-
			Total Daily Collection	412,857.50

**Fastgo Infra Pvt.Ltd. And JV  
Nagpur IRDP Toll  
Daily Tollable & NON Tollable Traffic Count And Revenue Entry Details**


Date		27/11/2025						
Section Name		Nagpur IRDP						
Bank Name Where Cash Depositing		-----						
Bank Account Number		-----						
Collection Depositing Date		-----						
Transaction Type	Car/Jeep Count	Car/Jeep Amount (In.Rs.)	LCV Count	LCV Amount (In. Rs.)	Bus / Truck Count	Bus / Truck Amount (In.Rs.)	MAV (Multi Axle Vechicle)Count	MAV (Multi Axle Vechicle)Amount (In.Rs.)
1	2	3	4	5	6	7	8	9
Single Journey	0	0	549	32940	517	54285	431	53875
Return Pass Sales	0	0	470	42300	354	55755	237	44437.5
Return Pass Entry	0	0	470	0	354	0	237	0
Daily Pass Sales	0	0	444	66600	270	70875	178	55625
Daily Pass Return Entry	0	0	1650	0	1001	0	686	0
Monthly Pass Entry	0	0	0	0	0	0	0	0
Discount Coupons Sales 50%	0	0	0	0	0	0	0	0
Discount Coupons Sales 25%	0	0	0	0	0	0	0	0
MSRTC BUS Exempted Entry	0	0	0	0	1776	0	0	0
SCHOOL BUS Exempted Entry	0	0	0	0	1376	0	0	0
Government Exempted	0	0	108	0	134	0	27	0
Political parties vehicles Traffic count	0	0	1680	0	573	0	356	0
Plaza to plaza Exempted within 6 hours	0	0	238	0	287	0	220	0
Violation Entry	0	0	0	0	0	0	0	0
<b>Total Tollable Vechicle Count</b>							<b>8593</b>	
<b>Total NONTollable Vechicle Count</b>							<b>6030</b>	
<b>Total Vechicle Count</b>							<b>14,623.00</b>	
<b>Total Vechicle Amount</b>							<b>476,692.50</b>	
<b>Total Discount Sales</b>								
<b>Total Pass Sales</b>							<b>-</b>	
<b>Total Daily Collection</b>							<b>476,692.50</b>	




**Fastgo Infra Pvt.Ltd. And JV  
Nagpur IRDP Toll  
Daily Tollable & NON Tollable Traffic Count And Revenue Entry Details  
(Count'd)**

Date		27/11/2025		
Section Name		Nagpur IRDP		
Bank Name Where Cash Depositing		-----		
Bank Account Number		-----		
Collection Depositing Date		-----		
Transaction Type	Car/Jeep Count	LCV Count	Bus / Truck Count	MAV (Multi Axle Vehicle)Count
Single Journey	0	549	517	431
Return Pass Sales	0	470	354	237
Return Pass Entry	0	470	354	237
Daily Pass Sales	0	444	270	178
Daily Pass Return Entry	0	1650	1001	686
Discount Coupons Entry	0	0	0	0
Monthly Pass Entry	0	0	0	0
MSRTC BUS Exempted Entry	0	0	1776	0
SCHOOL BUS Exempted Entry	0	0	1376	0
Government Exempted	0	108	134	27
Political parties vehicles Traffic	0	1680	573	356
Plaza to plaza Exempted within 6	0	238	287	220
Violation Entry	0	0	0	0
			Total Tollable Vehicle Count	8,593
			Total NONTollable Vehicle Count	6,030
			Total Vehicle Count	14,623
			Total Vehicle Amount	476,692.50
			Total Discount Sales	-
			Total Pass Sales	-
			Total Daily Collection	476,692.50

**Fastgo Infra Pvt.Ltd. And JV  
Nagpur IRDP Toll  
Daily Tollable & NON Tollable Traffic Count And Revenue Entry Details**

Date			28/11/2025					
Section Name			Nagpur IRDP					
Bank Name Where Cash Depositing			-----					
Bank Account Number			-----					
Collection Depositing Date			-----					
Transaction Type	Car/Jeep Count	Car/Jeep Amount (In.Rs.)	LCV Count	LCV Amount (In. Rs.)	Bus / Truck Count	Bus / Truck Amount (In.Rs.)	MAV (Multi Axle Vechicle)Count	MAV (Multi Axle Vechicle)Amount (In.Rs.)
1	2	3	4	5	6	7	8	9
Single Journey	0	0	476	28560	504	52920	425	53125
Return Pass Sales	0	0	409	36810	347	54652.5	235	44062.5
Return Pass Entry	0	0	409	0	347	0	235	0
Daily Pass Sales	0	0	384	57600	262	68775	176	55000
Daily Pass Return Entry	0	0	1617	0	918	0	650	0
Monthly Pass Entry	0	0	0	0	0	0	0	0
Discount Coupons Sales 50%	0	0	0	0	0	0	0	0
Discount Coupons Sales 25%	0	0	0	0	0	0	0	0
MSRTC BUS Exempted Entry	0	0	0	0	1629	0	0	0
SCHOOL BUS Exempted Entry	0	0	0	0	1376	0	0	0
Government Exempted	0	0	99	0	123	0	24	0
Political parties vehicles Traffic count	0	0	1378	0	526	0	327	0
Plaza to plaza Exempted within 6 hours	0	0	218	0	263	0	201	0
Violation Entry	0	0	0	0	0	0	0	0
							Total Tollable Vechicle Count	8076
							Total NONTollable Vechicle Count	5482
							Total Vechicle Count	13,558.00
							Total Vechicle Amount	451,505.00
							Total Discount Sales	
							Total Pass Sales	-
							Total Daily Collection	451,505.00

**Fastgo Infra Pvt.Ltd. And JV  
Nagpur IRDP Toll  
Daily Tollable & NON Tollable Traffic Count And Revenue Entry Details  
(Count'd)**


Date		28/11/2025		
Section Name		Nagpur IRDP		
Bank Name Where Cash Depositing		-----		
Bank Account Number		-----		
Collection Depositing Date		-----		
Transaction Type	Car/Jeep Count	LCV Count	Bus / Truck Count	MAV (Multi Axle Vehicle)Count
Single Journey	0	476	504	425
Return Pass Sales	0	409	347	235
Return Pass Entry	0	409	347	235
Daily Pass Sales	0	384	262	176
Daily Pass Return Entry	0	1617	918	650
Discount Coupons Entry	0	0	0	0
Monthly Pass Entry	0	0	0	0
MSRTC BUS Exempted Entry	0	0	1629	0
SCHOOL BUS Exempted Entry	0	0	1376	0
Government Exempted	0	99	123	24
Political parties vehicles Traffic	0	1378	526	327
Plaza to plaza Exempted within 6	0	218	263	201
Violation Entry	0	0	0	0
			Total Tollable Vehicle Count	8,076
			Total NONTollable Vehicle Count	5,482
			Total Vehicle Count	13,558
			Total Vehicle Amount	451,505.00
			Total Discount Sales	-
			Total Pass Sales	-
			Total Daily Collection	451,505.00

**Fastgo Infra Pvt.Ltd. And JV  
Nagpur IRDP Toll  
Daily Tollable & NON Tollable Traffic Count And Revenue Entry Details**

Date			29/11/2025					
Section Name			Nagpur IRDP					
Bank Name Where Cash Depositing			-----					
Bank Account Number			-----					
Collection Depositing Date			-----					
Transaction Type	Car/Jeep Count	Car/Jeep Amount (In.Rs.)	LCV Count	LCV Amount (In. Rs.)	Bus / Truck Count	Bus / Truck Amount (In.Rs.)	MAV (Multi Axle Vechicle)Count	MAV (Multi Axle Vechicle)Amount (In.Rs.)
1	2	3	4	5	6	7	8	9
Single Journey	0	0	601	36060	490	51450	433	54125
Return Pass Sales	0	0	515	46350	336	52920	239	44812.5
Return Pass Entry	0	0	515	0	336	0	239	0
Daily Pass Sales	0	0	486	72900	256	67200	179	55937.5
Daily Pass Return Entry	0	0	1628	0	988	0	677	0
Monthly Pass Entry	0	0	0	0	0	0	0	0
Discount Coupons Sales 50%	0	0	0	0	0	0	0	0
Discount Coupons Sales 25%	0	0	0	0	0	0	0	0
MSRTC BUS Exempted Entry	0	0	0	0	1752	0	0	0
SCHOOL BUS Exempted Entry	0	0	0	0	1421	0	0	0
Government Exempted	0	0	107	0	132	0	26	0
Political parties vehicles Traffic count	0	0	1482	0	566	0	351	0
Plaza to plaza Exempted within 6 hours	0	0	215	0	283	0	217	0
Violation Entry	0	0	0	0	0	0	0	0
<b>Total Tollable Vechicle Count</b>							<b>8633</b>	
<b>Total NONTollable Vechicle Count</b>							<b>5837</b>	
<b>Total Vechicle Count</b>							<b>14,470.00</b>	
<b>Total Vechicle Amount</b>							<b>481,755.00</b>	
<b>Total Discount Sales</b>							<b>-</b>	
<b>Total Pass Sales</b>							<b>-</b>	
<b>Total Daily Collection</b>							<b>481,755.00</b>	



**Fastgo Infra Pvt.Ltd. And JV  
Nagpur IRDP Toll  
Daily Tollable & NON Tollable Traffic Count And Revenue Entry Details  
(Count'd)**


Date		29/11/2025		
Section Name		Nagpur IRDP		
Bank Name Where Cash Depositing		-----		
Bank Account Number		-----		
Collection Depositing Date		-----		
Transaction Type	Car/Jeep Count	LCV Count	Bus / Truck Count	MAV (Multi Axle Vehicle)Count
Single Journey	0	601	490	433
Return Pass Sales	0	515	336	239
Return Pass Entry	0	515	336	239
Daily Pass Sales	0	486	256	179
Daily Pass Return Entry	0	1628	988	677
Discount Coupons Entry	0	0	0	0
Monthly Pass Entry	0	0	0	0
MSRTC BUS Exempted Entry	0	0	1752	0
SCHOOL BUS Exempted Entry	0	0	1421	0
Government Exempted	0	107	132	26
Political parties vehicles Traffic	0	1482	566	351
Plaza to plaza Exempted within 6	0	215	283	217
Violation Entry	0	0	0	0
			Total Tollable Vehicle Count	8,633
			Total NONTollable Vehicle Count	5,837
			Total Vehicle Count	14,470
			Total Vehicle Amount	481,755.00
			Total Discount Sales	-
			Total Pass Sales	-
			Total Daily Collection	481,755.00

**Fastgo Infra Pvt.Ltd. And JV  
Nagpur IRDP Toll  
Daily Tollable & NON Tollable Traffic Count And Revenue Entry Details**

Date		30/11/2025						
Section Name		Nagpur IRDP						
Bank Name Where Cash Depositing		-----						
Bank Account Number		-----						
Collection Depositing Date		-----						
Transaction Type	Car/Jeep Count	Car/Jeep Amount (In.Rs.)	LCV Count	LCV Amount (In. Rs.)	Bus / Truck Count	Bus / Truck Amount (In.Rs.)	MAV (Multi Axle Vechicle)Count	MAV (Multi Axle Vechicle)Amount (In.Rs.)
1	2	3	4	5	6	7	8	9
Single Journey	0	0	379	22740	354	37170	366	45750
Return Pass Sales	0	0	326	29340	244	38430	202	37875
Return Pass Entry	0	0	326	0	244	0	202	0
Daily Pass Sales	0	0	307	46050	185	48562.5	152	47500
Daily Pass Return Entry	0	0	1679	0	1019	0	674	0
Monthly Pass Entry	0	0	0	0	0	0	0	0
Discount Coupons Sales 50%	0	0	0	0	0	0	0	0
Discount Coupons Sales 25%	0	0	0	0	0	0	0	0
MSRTC BUS Exempted Entry	0	0	0	0	1807	0	0	0
SCHOOL BUS Exempted Entry	0	0	0	0	0	0	0	0
Government Exempted	0	0	110	0	136	0	27	0
Political parties vehicles Traffic count	0	0	1529	0	583	0	362	0
Plaza to plaza Exempted within 6 hours	0	0	242	0	292	0	223	0
Violation Entry	0	0	0	0	0	0	0	0
<b>Total Tollable Vechicle Count</b>							<b>7416</b>	
<b>Total NONTollable Vechicle Count</b>							<b>4554</b>	
<b>Total Vechicle Count</b>							<b>11,970.00</b>	
<b>Total Vechicle Amount</b>							<b>353,417.50</b>	
<b>Total Discount Sales</b>							<b>-</b>	
<b>Total Pass Sales</b>							<b>-</b>	
<b>Total Daily Collection</b>							<b>353,417.50</b>	



**Fastgo Infra Pvt.Ltd. And JV  
Nagpur IRDP Toll  
Daily Tollable & NON Tollable Traffic Count And Revenue Entry Details  
(Count'd)**

Date		30/11/2025		
Section Name		Nagpur IRDP		
Bank Name Where Cash Depositing		-----		
Bank Account Number		-----		
Collection Depositing Date		-----		
Transaction Type	Car/Jeep Count	LCV Count	Bus / Truck Count	MAV (Multi Axle Vehicle)Count
Single Journey	0	379	354	366
Return Pass Sales	0	326	244	202
Return Pass Entry	0	326	244	202
Daily Pass Sales	0	307	185	152
Daily Pass Return Entry	0	1679	1019	674
Discount Coupons Entry	0	0	0	0
Monthly Pass Entry	0	0	0	0
MSRTC BUS Exempted Entry	0	0	1807	0
SCHOOL BUS Exempted Entry	0	0	0	0
Government Exempted	0	110	136	27
Political parties vehicles Traffic	0	1529	583	362
Plaza to plaza Exempted within 6	0	242	292	223
Violation Entry	0	0	0	0
			Total Tollable Vehicle Count	7,416
			Total NONTollable Vehicle Count	4,554
			Total Vehicle Count	11,970
			Total Vehicle Amount	353,417.50
			Total Discount Sales	-
			Total Pass Sales	-
			Total Daily Collection	353,417.50