




**Fastgo Infra Pvt.Ltd. And JV
Nagpur IRDP Toll
Daily Tollable & NON Tollable Traffic Count And Revenue Entry Details**

Date			01/01/2025					
Section Name			Nagpur IRDP					
Bank Name Where Cash Depositing			-----					
Bank Account Number			-----					
Collection Depositing Date			-----					
Transaction Type	Car/Jeep Count	Car/Jeep Amount (In.Rs.)	LCV Count	LCV Amount (In. Rs.)	Bus / Truck Count	Bus / Truck Amount (In.Rs.)	MAV (Multi Axle Vechicle)Count	MAV (Multi Axle Vechicle)Amount (In.Rs.)
1	2	3	4	5	6	7	8	9
Single Journey	0	0	226	13560	300	31500	364	45500
Return Pass Sales	0	0	198	17820	227	35752.5	182	34125
Return Pass Entry	0	0	198	0	227	0	182	0
Daily Pass Sales	0	0	192	28800	171	44887.5	132	41250
Daily Pass Return Entry	0	0	1009	0	842	0	688	0
Monthly Pass Entry	0	0	457	0	343	0	95	0
Discount Coupons Sales 50%	0	0	28	0	16	0	13	0
Discount Coupons Sales 25%	0	0	0	0	0	0	0	0
MSRTC BUS Exempted Entry	0	0	0	0	1712	0	0	0
SCHOOL BUS Exempted Entry	0	0	0	0	1829	0	0	0
Government Exempted	0	0	95	0	109	0	29	0
Political parties vehicles Traffic count	0	0	1741	0	812	0	655	0
Plaza to plaza Exempted within 6 hours	0	0	109	0	138	0	151	0
Violation Entry	0	0	0	0	0	0	0	0
							Total Tollable Vechicle Count	6488
							Total NONTollable Vechicle Count	6982
							Total Vechicle Count	13,470.00
							Total Vechicle Amount	293,195.00
							Total Discount Sales	-
							Total Pass Sales	-
							Total Daily Collection	293,195.00


**Fastgo Infra Pvt.Ltd. And JV
Nagpur IRDP Toll
Daily Tollable & NON Tollable Traffic Count And Revenue Entry Details
(Count'd)**

Date		01/01/2025		
Section Name		Nagpur IRDP		
Bank Name Where Cash Depositing		-----		
Bank Account Number		-----		
Collection Depositing Date		-----		
Transaction Type	Car/Jeep Count	LCV Count	Bus / Truck Count	MAV (Multi Axle Vehicle)Count
Single Journey	0	226	300	364
Return Pass Sales	0	198	227	182
Return Pass Entry	0	198	227	182
Daily Pass Sales	0	192	171	132
Daily Pass Return Entry	0	1009	842	688
Discount Coupons Entry	0	28	16	13
Monthly Pass Entry	0	457	343	95
MSRTC BUS Exempted Entry	0	0	1712	0
SCHOOL BUS Exempted Entry	0	0	1829	0
Government Exempted	0	95	109	29
Political parties vehicles Traffic	0	1741	812	655
Plaza to plaza Exempted within 6	0	109	138	151
Violation Entry	0	0	0	0
			Total Tollable Vehicle Count	6,488
			Total NONTollable Vehicle Count	6,982
			Total Vehicle Count	13,470
			Total Vehicle Amount	293,195.00
			Total Discount Sales	-
			Total Pass Sales	-
			Total Daily Collection	293,195.00


**Fastgo Infra Pvt.Ltd. And JV
Nagpur IRDP Toll
Daily Tollable & NON Tollable Traffic Count And Revenue Entry Details**

Date			02/01/2025					
Section Name			Nagpur IRDP					
Bank Name Where Cash Depositing			-----					
Bank Account Number			-----					
Collection Depositing Date			-----					
Transaction Type	Car/Jeep Count	Car/Jeep Amount (In.Rs.)	LCV Count	LCV Amount (In. Rs.)	Bus / Truck Count	Bus / Truck Amount (In.Rs.)	MAV (Multi Axle Vechicle)Count	MAV (Multi Axle Vechicle)Amount (In.Rs.)
1	2	3	4	5	6	7	8	9
Single Journey	0	0	296	17760	374	39270	449	56125
Return Pass Sales	0	0	260	23400	286	45045	225	42187.5
Return Pass Entry	0	0	260	0	286	0	225	0
Daily Pass Sales	0	0	246	36900	214	56175	160	50000
Daily Pass Return Entry	0	0	983	0	764	0	666	0
Monthly Pass Entry	0	0	428	0	341	0	92	0
Discount Coupons Sales 50%	0	0	30	0	15	0	12	0
Discount Coupons Sales 25%	0	0	0	0	0	0	0	0
MSRTC BUS Exempted Entry	0	0	0	0	1657	0	0	0
SCHOOL BUS Exempted Entry	0	0	0	0	1893	0	0	0
Government Exempted	0	0	51	0	105	0	28	0
Political parties vehicles Traffic count	0	0	1685	0	786	0	634	0
Plaza to plaza Exempted within 6 hours	0	0	107	0	133	0	145	0
Violation Entry	0	0	0	0	0	0	0	0
							Total Tollable Vechicle Count	6997
							Total NONTollable Vechicle Count	6839
							Total Vechicle Count	13,836.00
							Total Vechicle Amount	366,862.50
							Total Discount Sales	6,250.00
							Total Pass Sales	43,000.00
							Total Daily Collection	416,112.50


**Fastgo Infra Pvt.Ltd. And JV
Nagpur IRDP Toll
Daily Tollable & NON Tollable Traffic Count And Revenue Entry Details
(Count'd)**

Date		02/01/2025		
Section Name		Nagpur IRDP		
Bank Name Where Cash Depositing		-----		
Bank Account Number		-----		
Collection Depositing Date		-----		
Transaction Type	Car/Jeep Count	LCV Count	Bus / Truck Count	MAV (Multi Axle Vehicle)Count
Single Journey	0	296	374	449
Return Pass Sales	0	260	286	225
Return Pass Entry	0	260	286	225
Daily Pass Sales	0	246	214	160
Daily Pass Return Entry	0	983	764	666
Discount Coupons Entry	0	30	15	12
Monthly Pass Entry	0	428	341	92
MSRTC BUS Exempted Entry	0	0	1657	0
SCHOOL BUS Exempted Entry	0	0	1893	0
Government Exempted	0	51	105	28
Political parties vehicles Traffic	0	1685	786	634
Plaza to plaza Exempted within 6	0	107	133	145
Violation Entry	0	0	0	0
			Total Tollable Vehicle Count	6,997
			Total NONTollable Vehicle Count	6,839
			Total Vehicle Count	13,836
			Total Vehicle Amount	366,862.50
			Total Discount Sales	6,250.00
			Total Pass Sales	43,000.00
			Total Daily Collection	416,112.50


**Fastgo Infra Pvt.Ltd. And JV
Nagpur IRDP Toll
Daily Tollable & NON Tollable Traffic Count And Revenue Entry Details**

Date			03/01/2025					
Section Name			Nagpur IRDP					
Bank Name Where Cash Depositing			-----					
Bank Account Number			-----					
Collection Depositing Date			-----					
Transaction Type	Car/Jeep Count	Car/Jeep Amount (In.Rs.)	LCV Count	LCV Amount (In. Rs.)	Bus / Truck Count	Bus / Truck Amount (In.Rs.)	MAV (Multi Axle Vechicle)Count	MAV (Multi Axle Vechicle)Amount (In.Rs.)
1	2	3	4	5	6	7	8	9
Single Journey	0	0	327	19620	375	39375	449	56125
Return Pass Sales	0	0	286	25740	286	45045	225	42187.5
Return Pass Entry	0	0	286	0	286	0	225	0
Daily Pass Sales	0	0	268	40200	214	56175	160	50000
Daily Pass Return Entry	0	0	1008	0	739	0	543	0
Monthly Pass Entry	0	0	390	0	287	0	85	0
Discount Coupons Sales 50%	0	0	26	0	14	0	11	0
Discount Coupons Sales 25%	0	0	0	0	0	0	0	0
MSRTC BUS Exempted Entry	0	0	0	0	1387	0	0	0
SCHOOL BUS Exempted Entry	0	0	0	0	1823	0	0	0
Government Exempted	0	0	77	0	89	0	23	0
Political parties vehicles Traffic count	0	0	1488	0	819	0	530	0
Plaza to plaza Exempted within 6 hours	0	0	91	0	111	0	139	0
Violation Entry	0	0	0	0	0	0	0	0
							Total Tollable Vechicle Count	6831
							Total NONTollable Vechicle Count	6236
							Total Vechicle Count	13,067.00
							Total Vechicle Amount	374,467.50
							Total Discount Sales	5,250.00
							Total Pass Sales	31,500.00
							Total Daily Collection	411,217.50


**Fastgo Infra Pvt.Ltd. And JV
Nagpur IRDP Toll
Daily Tollable & NON Tollable Traffic Count And Revenue Entry Details
(Count'd)**

Date		03/01/2025		
Section Name		Nagpur IRDP		
Bank Name Where Cash Depositing		-----		
Bank Account Number		-----		
Collection Depositing Date		-----		
Transaction Type	Car/Jeep Count	LCV Count	Bus / Truck Count	MAV (Multi Axle Vehicle)Count
Single Journey	0	327	375	449
Return Pass Sales	0	286	286	225
Return Pass Entry	0	286	286	225
Daily Pass Sales	0	268	214	160
Daily Pass Return Entry	0	1008	739	543
Discount Coupons Entry	0	26	14	11
Monthly Pass Entry	0	390	287	85
MSRTC BUS Exempted Entry	0	0	1387	0
SCHOOL BUS Exempted Entry	0	0	1823	0
Government Exempted	0	77	89	23
Political parties vehicles Traffic	0	1488	819	530
Plaza to plaza Exempted within 6	0	91	111	139
Violation Entry	0	0	0	0
			Total Tollable Vehicle Count	6,831
			Total NONTollable Vehicle Count	6,236
			Total Vehicle Count	13,067
			Total Vehicle Amount	374,467.50
			Total Discount Sales	5,250.00
			Total Pass Sales	31,500.00
			Total Daily Collection	411,217.50


**Fastgo Infra Pvt.Ltd. And JV
Nagpur IRDP Toll
Daily Tollable & NON Tollable Traffic Count And Revenue Entry Details**

Date			04/01/2025					
Section Name			Nagpur IRDP					
Bank Name Where Cash Depositing			-----					
Bank Account Number			-----					
Collection Depositing Date			-----					
Transaction Type	Car/Jeep Count	Car/Jeep Amount (In.Rs.)	LCV Count	LCV Amount (In. Rs.)	Bus / Truck Count	Bus / Truck Amount (In.Rs.)	MAV (Multi Axle Vechicle)Count	MAV (Multi Axle Vechicle)Amount (In.Rs.)
1	2	3	4	5	6	7	8	9
Single Journey	0	0	318	19080	379	39795	498	62250
Return Pass Sales	0	0	279	25110	289	45517.5	249	46687.5
Return Pass Entry	0	0	279	0	289	0	249	0
Daily Pass Sales	0	0	262	39300	218	57225	178	55625
Daily Pass Return Entry	0	0	1012	0	840	0	734	0
Monthly Pass Entry	0	0	433	0	322	0	95	0
Discount Coupons Sales 50%	0	0	26	0	16	0	12	0
Discount Coupons Sales 25%	0	0	0	0	0	0	0	0
MSRTC BUS Exempted Entry	0	0	0	0	1707	0	0	0
SCHOOL BUS Exempted Entry	0	0	0	0	1923	0	0	0
Government Exempted	0	0	95	0	102	0	26	0
Political parties vehicles Traffic count	0	0	1735	0	809	0	653	0
Plaza to plaza Exempted within 6 hours	0	0	110	0	137	0	151	0
Violation Entry	0	0	0	0	0	0	0	0
							Total Tollable Vechicle Count	7375
							Total NONTollable Vechicle Count	7050
							Total Vechicle Count	14,425.00
							Total Vechicle Amount	390,590.00
							Total Discount Sales	10,500.00
							Total Pass Sales	60,750.00
							Total Daily Collection	461,840.00


**Fastgo Infra Pvt.Ltd. And JV
Nagpur IRDP Toll
Daily Tollable & NON Tollable Traffic Count And Revenue Entry Details
(Count'd)**

Date		04/01/2025		
Section Name		Nagpur IRDP		
Bank Name Where Cash Depositing		-----		
Bank Account Number		-----		
Collection Depositing Date		-----		
Transaction Type	Car/Jeep Count	LCV Count	Bus / Truck Count	MAV (Multi Axle Vehicle)Count
Single Journey	0	318	379	498
Return Pass Sales	0	279	289	249
Return Pass Entry	0	279	289	249
Daily Pass Sales	0	262	218	178
Daily Pass Return Entry	0	1012	840	734
Discount Coupons Entry	0	26	16	12
Monthly Pass Entry	0	433	322	95
MSRTC BUS Exempted Entry	0	0	1707	0
SCHOOL BUS Exempted Entry	0	0	1923	0
Government Exempted	0	95	102	26
Political parties vehicles Traffic	0	1735	809	653
Plaza to plaza Exempted within 6	0	110	137	151
Violation Entry	0	0	0	0
			Total Tollable Vehicle Count	7,375
			Total NONTollable Vehicle Count	7,050
			Total Vehicle Count	14,425
			Total Vehicle Amount	390,590.00
			Total Discount Sales	10,500.00
			Total Pass Sales	60,750.00
			Total Daily Collection	461,840.00


**Fastgo Infra Pvt.Ltd. And JV
Nagpur IRDP Toll
Daily Tollable & NON Tollable Traffic Count And Revenue Entry Details**

Date		05/01/2025						
Section Name		Nagpur IRDP						
Bank Name Where Cash Depositing		-----						
Bank Account Number		-----						
Collection Depositing Date		-----						
Transaction Type	Car/Jeep Count	Car/Jeep Amount (In.Rs.)	LCV Count	LCV Amount (In. Rs.)	Bus / Truck Count	Bus / Truck Amount (In.Rs.)	MAV (Multi Axle Vechicle)Count	MAV (Multi Axle Vechicle)Amount (In.Rs.)
1	2	3	4	5	6	7	8	9
Single Journey	0	0	210	12600	280	29400	383	47875
Return Pass Sales	0	0	183	16470	214	33705	192	36000
Return Pass Entry	0	0	183	0	214	0	192	0
Daily Pass Sales	0	0	173	25950	160	42000	137	42812.5
Daily Pass Return Entry	0	0	579	0	903	0	737	0
Monthly Pass Entry	0	0	432	0	380	0	92	0
Discount Coupons Sales 50%	0	0	33	0	15	0	13	0
Discount Coupons Sales 25%	0	0	0	0	0	0	0	0
MSRTC BUS Exempted Entry	0	0	0	0	1861	0	0	0
SCHOOL BUS Exempted Entry	0	0	0	0	0	0	0	0
Government Exempted	0	0	102	0	117	0	31	0
Political parties vehicles Traffic count	0	0	1781	0	815	0	702	0
Plaza to plaza Exempted within 6 hours	0	0	119	0	122	0	162	0
Violation Entry	0	0	0	0	0	0	0	0
							Total Tollable Vechicle Count	6108
							Total NONTollable Vechicle Count	5409
							Total Vechicle Count	11,517.00
							Total Vechicle Amount	286,812.50
							Total Discount Sales	-
							Total Pass Sales	-
							Total Daily Collection	286,812.50


**Fastgo Infra Pvt.Ltd. And JV
Nagpur IRDP Toll
Daily Tollable & NON Tollable Traffic Count And Revenue Entry Details
(Count'd)**

Date		05/01/2025		
Section Name		Nagpur IRDP		
Bank Name Where Cash Depositing		-----		
Bank Account Number		-----		
Collection Depositing Date		-----		
Transaction Type	Car/Jeep Count	LCV Count	Bus / Truck Count	MAV (Multi Axle Vehicle)Count
Single Journey	0	210	280	383
Return Pass Sales	0	183	214	192
Return Pass Entry	0	183	214	192
Daily Pass Sales	0	173	160	137
Daily Pass Return Entry	0	579	903	737
Discount Coupons Entry	0	33	15	13
Monthly Pass Entry	0	432	380	92
MSRTC BUS Exempted Entry	0	0	1861	0
SCHOOL BUS Exempted Entry	0	0	0	0
Government Exempted	0	102	117	31
Political parties vehicles Traffic	0	1781	815	702
Plaza to plaza Exempted within 6	0	119	122	162
Violation Entry	0	0	0	0
			Total Tollable Vehicle Count	6,108
			Total NONTollable Vehicle Count	5,409
			Total Vehicle Count	11,517
			Total Vehicle Amount	286,812.50
			Total Discount Sales	-
			Total Pass Sales	-
			Total Daily Collection	286,812.50


**Fastgo Infra Pvt.Ltd. And JV
Nagpur IRDP Toll
Daily Tollable & NON Tollable Traffic Count And Revenue Entry Details**

Date			06/01/2025					
Section Name			Nagpur IRDP					
Bank Name Where Cash Depositing			-----					
Bank Account Number			-----					
Collection Depositing Date			-----					
Transaction Type	Car/Jeep Count	Car/Jeep Amount (In.Rs.)	LCV Count	LCV Amount (In. Rs.)	Bus / Truck Count	Bus / Truck Amount (In.Rs.)	MAV (Multi Axle Vechicle)Count	MAV (Multi Axle Vechicle)Amount (In.Rs.)
1	2	3	4	5	6	7	8	9
Single Journey	0	0	300	18000	362	38010	458	57250
Return Pass Sales	0	0	263	23670	275	43312.5	229	42937.5
Return Pass Entry	0	0	263	0	275	0	229	0
Daily Pass Sales	0	0	248	37200	206	54075	164	51250
Daily Pass Return Entry	0	0	558	0	857	0	700	0
Monthly Pass Entry	0	0	481	0	335	0	99	0
Discount Coupons Sales 50%	0	0	35	0	14	0	12	0
Discount Coupons Sales 25%	0	0	0	0	0	0	0	0
MSRTC BUS Exempted Entry	0	0	0	0	1803	0	0	0
SCHOOL BUS Exempted Entry	0	0	0	0	1795	0	0	0
Government Exempted	0	0	91	0	96	0	28	0
Political parties vehicles Traffic count	0	0	1771	0	826	0	691	0
Plaza to plaza Exempted within 6 hours	0	0	113	0	140	0	129	0
Violation Entry	0	0	0	0	0	0	0	0
							Total Tollable Vechicle Count	6745
							Total NONTollable Vechicle Count	7101
							Total Vechicle Count	13,846.00
							Total Vechicle Amount	365,705.00
							Total Discount Sales	9,000.00
							Total Pass Sales	36,750.00
							Total Daily Collection	411,455.00


**Fastgo Infra Pvt.Ltd. And JV
Nagpur IRDP Toll
Daily Tollable & NON Tollable Traffic Count And Revenue Entry Details
(Count'd)**

Date		06/01/2025		
Section Name		Nagpur IRDP		
Bank Name Where Cash Depositing		-----		
Bank Account Number		-----		
Collection Depositing Date		-----		
Transaction Type	Car/Jeep Count	LCV Count	Bus / Truck Count	MAV (Multi Axle Vehicle)Count
Single Journey	0	300	362	458
Return Pass Sales	0	263	275	229
Return Pass Entry	0	263	275	229
Daily Pass Sales	0	248	206	164
Daily Pass Return Entry	0	558	857	700
Discount Coupons Entry	0	35	14	12
Monthly Pass Entry	0	481	335	99
MSRTC BUS Exempted Entry	0	0	1803	0
SCHOOL BUS Exempted Entry	0	0	1795	0
Government Exempted	0	91	96	28
Political parties vehicles Traffic	0	1771	826	691
Plaza to plaza Exempted within 6	0	113	140	129
Violation Entry	0	0	0	0
			Total Tollable Vehicle Count	6,745
			Total NONTollable Vehicle Count	7,101
			Total Vehicle Count	13,846
			Total Vehicle Amount	365,705.00
			Total Discount Sales	9,000.00
			Total Pass Sales	36,750.00
			Total Daily Collection	411,455.00


**Fastgo Infra Pvt.Ltd. And JV
Nagpur IRDP Toll
Daily Tollable & NON Tollable Traffic Count And Revenue Entry Details**

Date			07/01/2025					
Section Name			Nagpur IRDP					
Bank Name Where Cash Depositing			-----					
Bank Account Number			-----					
Collection Depositing Date			-----					
Transaction Type	Car/Jeep Count	Car/Jeep Amount (In.Rs.)	LCV Count	LCV Amount (In. Rs.)	Bus / Truck Count	Bus / Truck Amount (In.Rs.)	MAV (Multi Axle Vechicle)Count	MAV (Multi Axle Vechicle)Amount (In.Rs.)
1	2	3	4	5	6	7	8	9
Single Journey	0	0	332	19920	387	40635	500	62500
Return Pass Sales	0	0	289	26010	295	46462.5	249	46687.5
Return Pass Entry	0	0	289	0	295	0	249	0
Daily Pass Sales	0	0	273	40950	221	58012.5	179	55937.5
Daily Pass Return Entry	0	0	923	0	842	0	758	0
Monthly Pass Entry	0	0	487	0	365	0	87	0
Discount Coupons Sales 50%	0	0	29	0	17	0	13	0
Discount Coupons Sales 25%	0	0	0	0	0	0	0	0
MSRTC BUS Exempted Entry	0	0	0	0	1657	0	0	0
SCHOOL BUS Exempted Entry	0	0	0	0	1792	0	0	0
Government Exempted	0	0	94	0	102	0	26	0
Political parties vehicles Traffic count	0	0	1754	0	738	0	707	0
Plaza to plaza Exempted within 6 hours	0	0	101	0	125	0	137	0
Violation Entry	0	0	0	0	0	0	0	0
							Total Tollable Vechicle Count	7442
							Total NONTollable Vechicle Count	6870
							Total Vechicle Count	14,312.00
							Total Vechicle Amount	397,115.00
							Total Discount Sales	-
							Total Pass Sales	31,250.00
							Total Daily Collection	428,365.00


**Fastgo Infra Pvt.Ltd. And JV
Nagpur IRDP Toll
Daily Tollable & NON Tollable Traffic Count And Revenue Entry Details
(Count'd)**

Date		07/01/2025		
Section Name		Nagpur IRDP		
Bank Name Where Cash Depositing		-----		
Bank Account Number		-----		
Collection Depositing Date		-----		
Transaction Type	Car/Jeep Count	LCV Count	Bus / Truck Count	MAV (Multi Axle Vehicle)Count
Single Journey	0	332	387	500
Return Pass Sales	0	289	295	249
Return Pass Entry	0	289	295	249
Daily Pass Sales	0	273	221	179
Daily Pass Return Entry	0	923	842	758
Discount Coupons Entry	0	29	17	13
Monthly Pass Entry	0	487	365	87
MSRTC BUS Exempted Entry	0	0	1657	0
SCHOOL BUS Exempted Entry	0	0	1792	0
Government Exempted	0	94	102	26
Political parties vehicles Traffic	0	1754	738	707
Plaza to plaza Exempted within 6	0	101	125	137
Violation Entry	0	0	0	0
			Total Tollable Vehicle Count	7,442
			Total NONTollable Vehicle Count	6,870
			Total Vehicle Count	14,312
			Total Vehicle Amount	397,115.00
			Total Discount Sales	-
			Total Pass Sales	31,250.00
			Total Daily Collection	428,365.00


**Fastgo Infra Pvt.Ltd. And JV
Nagpur IRDP Toll
Daily Tollable & NON Tollable Traffic Count And Revenue Entry Details**

Date			08/01/2025					
Section Name			Nagpur IRDP					
Bank Name Where Cash Depositing			-----					
Bank Account Number			-----					
Collection Depositing Date			-----					
Transaction Type	Car/Jeep Count	Car/Jeep Amount (In.Rs.)	LCV Count	LCV Amount (In. Rs.)	Bus / Truck Count	Bus / Truck Amount (In.Rs.)	MAV (Multi Axle Vechicle)Count	MAV (Multi Axle Vechicle)Amount (In.Rs.)
1	2	3	4	5	6	7	8	9
Single Journey	0	0	305	18300	338	35490	475	59375
Return Pass Sales	0	0	268	24120	258	40635	238	44625
Return Pass Entry	0	0	268	0	258	0	238	0
Daily Pass Sales	0	0	251	37650	193	50662.5	169	52812.5
Daily Pass Return Entry	0	0	799	0	663	0	542	0
Monthly Pass Entry	0	0	360	0	279	0	75	0
Discount Coupons Sales 50%	0	0	24	0	12	0	10	0
Discount Coupons Sales 25%	0	0	0	0	0	0	0	0
MSRTC BUS Exempted Entry	0	0	0	0	1451	0	0	0
SCHOOL BUS Exempted Entry	0	0	0	0	1763	0	0	0
Government Exempted	0	0	75	0	86	0	23	0
Political parties vehicles Traffic count	0	0	1371	0	639	0	516	0
Plaza to plaza Exempted within 6 hours	0	0	87	0	108	0	119	0
Violation Entry	0	0	0	0	0	0	0	0
							Total Tollable Vechicle Count	6337
							Total NONTollable Vechicle Count	5924
							Total Vechicle Count	12,261.00
							Total Vechicle Amount	363,670.00
							Total Discount Sales	-
							Total Pass Sales	-
							Total Daily Collection	363,670.00


**Fastgo Infra Pvt.Ltd. And JV
Nagpur IRDP Toll
Daily Tollable & NON Tollable Traffic Count And Revenue Entry Details
(Count'd)**

Date		08/01/2025		
Section Name		Nagpur IRDP		
Bank Name Where Cash Depositing		-----		
Bank Account Number		-----		
Collection Depositing Date		-----		
Transaction Type	Car/Jeep Count	LCV Count	Bus / Truck Count	MAV (Multi Axle Vehicle)Count
Single Journey	0	305	338	475
Return Pass Sales	0	268	258	238
Return Pass Entry	0	268	258	238
Daily Pass Sales	0	251	193	169
Daily Pass Return Entry	0	799	663	542
Discount Coupons Entry	0	24	12	10
Monthly Pass Entry	0	360	279	75
MSRTC BUS Exempted Entry	0	0	1451	0
SCHOOL BUS Exempted Entry	0	0	1763	0
Government Exempted	0	75	86	23
Political parties vehicles Traffic	0	1371	639	516
Plaza to plaza Exempted within 6	0	87	108	119
Violation Entry	0	0	0	0
			Total Tollable Vehicle Count	6,337
			Total NONTollable Vehicle Count	5,924
			Total Vehicle Count	12,261
			Total Vehicle Amount	363,670.00
			Total Discount Sales	-
			Total Pass Sales	-
			Total Daily Collection	363,670.00


**Fastgo Infra Pvt.Ltd. And JV
Nagpur IRDP Toll
Daily Tollable & NON Tollable Traffic Count And Revenue Entry Details**

Date			09/01/2025					
Section Name			Nagpur IRDP					
Bank Name Where Cash Depositing			-----					
Bank Account Number			-----					
Collection Depositing Date			-----					
Transaction Type	Car/Jeep Count	Car/Jeep Amount (In.Rs.)	LCV Count	LCV Amount (In. Rs.)	Bus / Truck Count	Bus / Truck Amount (In.Rs.)	MAV (Multi Axle Vechicle)Count	MAV (Multi Axle Vechicle)Amount (In.Rs.)
1	2	3	4	5	6	7	8	9
Single Journey	0	0	319	19140	387	40635	500	62500
Return Pass Sales	0	0	280	25200	295	46462.5	251	47062.5
Return Pass Entry	0	0	280	0	295	0	251	0
Daily Pass Sales	0	0	264	39600	221	58012.5	179	55937.5
Daily Pass Return Entry	0	0	1107	0	743	0	700	0
Monthly Pass Entry	0	0	449	0	361	0	97	0
Discount Coupons Sales 50%	0	0	31	0	16	0	13	0
Discount Coupons Sales 25%	0	0	0	0	0	0	0	0
MSRTC BUS Exempted Entry	0	0	0	0	1741	0	0	0
SCHOOL BUS Exempted Entry	0	0	0	0	1766	0	0	0
Government Exempted	0	0	97	0	111	0	29	0
Political parties vehicles Traffic count	0	0	1771	0	826	0	666	0
Plaza to plaza Exempted within 6 hours	0	0	113	0	140	0	154	0
Violation Entry	0	0	0	0	0	0	0	0
							Total Tollable Vechicle Count	7446
							Total NONTollable Vechicle Count	7007
							Total Vechicle Count	14,453.00
							Total Vechicle Amount	394,550.00
							Total Discount Sales	9,000.00
							Total Pass Sales	43,750.00
							Total Daily Collection	447,300.00


**Fastgo Infra Pvt.Ltd. And JV
Nagpur IRDP Toll
Daily Tollable & NON Tollable Traffic Count And Revenue Entry Details
(Count'd)**

Date		09/01/2025		
Section Name		Nagpur IRDP		
Bank Name Where Cash Depositing		-----		
Bank Account Number		-----		
Collection Depositing Date		-----		
Transaction Type	Car/Jeep Count	LCV Count	Bus / Truck Count	MAV (Multi Axle Vehicle)Count
Single Journey	0	319	387	500
Return Pass Sales	0	280	295	251
Return Pass Entry	0	280	295	251
Daily Pass Sales	0	264	221	179
Daily Pass Return Entry	0	1107	743	700
Discount Coupons Entry	0	31	16	13
Monthly Pass Entry	0	449	361	97
MSRTC BUS Exempted Entry	0	0	1741	0
SCHOOL BUS Exempted Entry	0	0	1766	0
Government Exempted	0	97	111	29
Political parties vehicles Traffic	0	1771	826	666
Plaza to plaza Exempted within 6	0	113	140	154
Violation Entry	0	0	0	0
			Total Tollable Vehicle Count	7,446
			Total NONTollable Vehicle Count	7,007
			Total Vehicle Count	14,453
			Total Vehicle Amount	394,550.00
			Total Discount Sales	9,000.00
			Total Pass Sales	43,750.00
			Total Daily Collection	447,300.00


**Fastgo Infra Pvt.Ltd. And JV
Nagpur IRDP Toll
Daily Tollable & NON Tollable Traffic Count And Revenue Entry Details**

Date			10/01/2025					
Section Name			Nagpur IRDP					
Bank Name Where Cash Depositing			-----					
Bank Account Number			-----					
Collection Depositing Date			-----					
Transaction Type	Car/Jeep Count	Car/Jeep Amount (In.Rs.)	LCV Count	LCV Amount (In. Rs.)	Bus / Truck Count	Bus / Truck Amount (In.Rs.)	MAV (Multi Axle Vechicle)Count	MAV (Multi Axle Vechicle)Amount (In.Rs.)
1	2	3	4	5	6	7	8	9
Single Journey	0	0	316	18960	395	41475	521	65125
Return Pass Sales	0	0	276	24840	300	47250	260	48750
Return Pass Entry	0	0	276	0	300	0	260	0
Daily Pass Sales	0	0	261	39150	226	59325	186	58125
Daily Pass Return Entry	0	0	771	0	733	0	523	0
Monthly Pass Entry	0	0	397	0	269	0	72	0
Discount Coupons Sales 50%	0	0	23	0	12	0	10	0
Discount Coupons Sales 25%	0	0	0	0	0	0	0	0
MSRTC BUS Exempted Entry	0	0	0	0	1301	0	0	0
SCHOOL BUS Exempted Entry	0	0	0	0	1766	0	0	0
Government Exempted	0	0	93	0	83	0	22	0
Political parties vehicles Traffic count	0	0	1471	0	775	0	498	0
Plaza to plaza Exempted within 6 hours	0	0	84	0	104	0	113	0
Violation Entry	0	0	0	0	0	0	0	0
							Total Tollable Vechicle Count	6688
							Total NONTollable Vechicle Count	6009
							Total Vechicle Count	12,697.00
							Total Vechicle Amount	403,000.00
							Total Discount Sales	8,250.00
							Total Pass Sales	56,500.00
							Total Daily Collection	467,750.00


**Fastgo Infra Pvt.Ltd. And JV
Nagpur IRDP Toll
Daily Tollable & NON Tollable Traffic Count And Revenue Entry Details
(Count'd)**

Date		10/01/2025		
Section Name		Nagpur IRDP		
Bank Name Where Cash Depositing		-----		
Bank Account Number		-----		
Collection Depositing Date		-----		
Transaction Type	Car/Jeep Count	LCV Count	Bus / Truck Count	MAV (Multi Axle Vehicle)Count
Single Journey	0	316	395	521
Return Pass Sales	0	276	300	260
Return Pass Entry	0	276	300	260
Daily Pass Sales	0	261	226	186
Daily Pass Return Entry	0	771	733	523
Discount Coupons Entry	0	23	12	10
Monthly Pass Entry	0	397	269	72
MSRTC BUS Exempted Entry	0	0	1301	0
SCHOOL BUS Exempted Entry	0	0	1766	0
Government Exempted	0	93	83	22
Political parties vehicles Traffic	0	1471	775	498
Plaza to plaza Exempted within 6	0	84	104	113
Violation Entry	0	0	0	0
			Total Tollable Vehicle Count	6,688
			Total NONTollable Vehicle Count	6,009
			Total Vehicle Count	12,697
			Total Vehicle Amount	403,000.00
			Total Discount Sales	8,250.00
			Total Pass Sales	56,500.00
			Total Daily Collection	467,750.00


**Fastgo Infra Pvt.Ltd. And JV
Nagpur IRDP Toll
Daily Tollable & NON Tollable Traffic Count And Revenue Entry Details**

Date			11/01/2025					
Section Name			Nagpur IRDP					
Bank Name Where Cash Depositing			-----					
Bank Account Number			-----					
Collection Depositing Date			-----					
Transaction Type	Car/Jeep Count	Car/Jeep Amount (In.Rs.)	LCV Count	LCV Amount (In. Rs.)	Bus / Truck Count	Bus / Truck Amount (In.Rs.)	MAV (Multi Axle Vechicle)Count	MAV (Multi Axle Vechicle)Amount (In.Rs.)
1	2	3	4	5	6	7	8	9
Single Journey	0	0	336	20160	386	40530	546	68250
Return Pass Sales	0	0	294	26460	294	46305	273	51187.5
Return Pass Entry	0	0	294	0	294	0	273	0
Daily Pass Sales	0	0	278	41700	220	57750	195	60937.5
Daily Pass Return Entry	0	0	1061	0	881	0	719	0
Monthly Pass Entry	0	0	477	0	371	0	100	0
Discount Coupons Sales 50%	0	0	32	0	16	0	13	0
Discount Coupons Sales 25%	0	0	0	0	0	0	0	0
MSRTC BUS Exempted Entry	0	0	0	0	1790	0	0	0
SCHOOL BUS Exempted Entry	0	0	0	0	1788	0	0	0
Government Exempted	0	0	93	0	114	0	30	0
Political parties vehicles Traffic count	0	0	1820	0	849	0	685	0
Plaza to plaza Exempted within 6 hours	0	0	116	0	144	0	158	0
Violation Entry	0	0	0	0	0	0	0	0
							Total Tollable Vechicle Count	7771
							Total NONTollable Vechicle Count	7169
							Total Vechicle Count	14,940.00
							Total Vechicle Amount	413,280.00
							Total Discount Sales	6,750.00
							Total Pass Sales	-
							Total Daily Collection	420,030.00


**Fastgo Infra Pvt.Ltd. And JV
Nagpur IRDP Toll
Daily Tollable & NON Tollable Traffic Count And Revenue Entry Details
(Count'd)**

Date		11/01/2025		
Section Name		Nagpur IRDP		
Bank Name Where Cash Depositing		-----		
Bank Account Number		-----		
Collection Depositing Date		-----		
Transaction Type	Car/Jeep Count	LCV Count	Bus / Truck Count	MAV (Multi Axle Vehicle)Count
Single Journey	0	336	386	546
Return Pass Sales	0	294	294	273
Return Pass Entry	0	294	294	273
Daily Pass Sales	0	278	220	195
Daily Pass Return Entry	0	1061	881	719
Discount Coupons Entry	0	32	16	13
Monthly Pass Entry	0	477	371	100
MSRTC BUS Exempted Entry	0	0	1790	0
SCHOOL BUS Exempted Entry	0	0	1788	0
Government Exempted	0	93	114	30
Political parties vehicles Traffic	0	1820	849	685
Plaza to plaza Exempted within 6	0	116	144	158
Violation Entry	0	0	0	0
			Total Tollable Vehicle Count	7,771
			Total NONTollable Vehicle Count	7,169
			Total Vehicle Count	14,940
			Total Vehicle Amount	413,280.00
			Total Discount Sales	6,750.00
			Total Pass Sales	-
			Total Daily Collection	420,030.00


**Fastgo Infra Pvt.Ltd. And JV
Nagpur IRDP Toll
Daily Tollable & NON Tollable Traffic Count And Revenue Entry Details**

Date			12/01/2025					
Section Name			Nagpur IRDP					
Bank Name Where Cash Depositing			-----					
Bank Account Number			-----					
Collection Depositing Date			-----					
Transaction Type	Car/Jeep Count	Car/Jeep Amount (In.Rs.)	LCV Count	LCV Amount (In. Rs.)	Bus / Truck Count	Bus / Truck Amount (In.Rs.)	MAV (Multi Axle Vechicle)Count	MAV (Multi Axle Vechicle)Amount (In.Rs.)
1	2	3	4	5	6	7	8	9
Single Journey	0	0	229	13740	300	31500	427	53375
Return Pass Sales	0	0	200	18000	227	35752.5	214	40125
Return Pass Entry	0	0	200	0	227	0	214	0
Daily Pass Sales	0	0	189	28350	171	44887.5	153	47812.5
Daily Pass Return Entry	0	0	1029	0	854	0	675	0
Monthly Pass Entry	0	0	463	0	360	0	97	0
Discount Coupons Sales 50%	0	0	31	0	14	0	13	0
Discount Coupons Sales 25%	0	0	0	0	0	0	0	0
MSRTC BUS Exempted Entry	0	0	0	0	1736	0	0	0
SCHOOL BUS Exempted Entry	0	0	0	0	0	0	0	0
Government Exempted	0	0	96	0	110	0	29	0
Political parties vehicles Traffic count	0	0	1765	0	823	0	664	0
Plaza to plaza Exempted within 6 hours	0	0	112	0	139	0	153	0
Violation Entry	0	0	0	0	0	0	0	0
							Total Tollable Vechicle Count	6691
							Total NONTollable Vechicle Count	5223
							Total Vechicle Count	11,914.00
							Total Vechicle Amount	313,542.50
							Total Discount Sales	-
							Total Pass Sales	-
							Total Daily Collection	313,542.50


**Fastgo Infra Pvt.Ltd. And JV
Nagpur IRDP Toll
Daily Tollable & NON Tollable Traffic Count And Revenue Entry Details
(Count'd)**

Date		12/01/2025		
Section Name		Nagpur IRDP		
Bank Name Where Cash Depositing		-----		
Bank Account Number		-----		
Collection Depositing Date		-----		
Transaction Type	Car/Jeep Count	LCV Count	Bus / Truck Count	MAV (Multi Axle Vehicle)Count
Single Journey	0	229	300	427
Return Pass Sales	0	200	227	214
Return Pass Entry	0	200	227	214
Daily Pass Sales	0	189	171	153
Daily Pass Return Entry	0	1029	854	675
Discount Coupons Entry	0	31	14	13
Monthly Pass Entry	0	463	360	97
MSRTC BUS Exempted Entry	0	0	1736	0
SCHOOL BUS Exempted Entry	0	0	0	0
Government Exempted	0	96	110	29
Political parties vehicles Traffic	0	1765	823	664
Plaza to plaza Exempted within 6	0	112	139	153
Violation Entry	0	0	0	0
			Total Tollable Vehicle Count	6,691
			Total NONTollable Vehicle Count	5,223
			Total Vehicle Count	11,914
			Total Vehicle Amount	313,542.50
			Total Discount Sales	-
			Total Pass Sales	-
			Total Daily Collection	313,542.50

**Fastgo Infra Pvt.Ltd. And JV
Nagpur IRDP Toll
Daily Tollable & NON Tollable Traffic Count And Revenue Entry Details**

Date			13/01/2025					
Section Name			Nagpur IRDP					
Bank Name Where Cash Depositing			-----					
Bank Account Number			-----					
Collection Depositing Date			-----					
Transaction Type	Car/Jeep Count	Car/Jeep Amount (In.Rs.)	LCV Count	LCV Amount (In. Rs.)	Bus / Truck Count	Bus / Truck Amount (In.Rs.)	MAV (Multi Axle Vechicle)Count	MAV (Multi Axle Vechicle)Amount (In.Rs.)
1	2	3	4	5	6	7	8	9
Single Journey	0	0	332	19920	389	40845	494	61750
Return Pass Sales	0	0	289	26010	295	46462.5	247	46312.5
Return Pass Entry	0	0	289	0	295	0	247	0
Daily Pass Sales	0	0	273	40950	222	58275	176	55000
Daily Pass Return Entry	0	0	1111	0	890	0	754	0
Monthly Pass Entry	0	0	446	0	362	0	101	0
Discount Coupons Sales 50%	0	0	31	0	17	0	14	0
Discount Coupons Sales 25%	0	0	0	0	0	0	0	0
MSRTC BUS Exempted Entry	0	0	0	0	1636	0	0	0
SCHOOL BUS Exempted Entry	0	0	0	0	1778	0	0	0
Government Exempted	0	0	104	0	119	0	32	0
Political parties vehicles Traffic count	0	0	1906	0	889	0	669	0
Plaza to plaza Exempted within 6 hours	0	0	113	0	151	0	165	0
Violation Entry	0	0	0	0	0	0	0	0
							Total Tollable Vechicle Count	7703
							Total NONTollable Vechicle Count	7133
							Total Vechicle Count	14,836.00
							Total Vechicle Amount	395,525.00
							Total Discount Sales	6,000.00
							Total Pass Sales	31,250.00
							Total Daily Collection	432,775.00

**Fastgo Infra Pvt.Ltd. And JV
Nagpur IRDP Toll
Daily Tollable & NON Tollable Traffic Count And Revenue Entry Details
(Count'd)**


Date		13/01/2025		
Section Name		Nagpur IRDP		
Bank Name Where Cash Depositing		-----		
Bank Account Number		-----		
Collection Depositing Date		-----		
Transaction Type	Car/Jeep Count	LCV Count	Bus / Truck Count	MAV (Multi Axle Vehicle)Count
Single Journey	0	332	389	494
Return Pass Sales	0	289	295	247
Return Pass Entry	0	289	295	247
Daily Pass Sales	0	273	222	176
Daily Pass Return Entry	0	1111	890	754
Discount Coupons Entry	0	31	17	14
Monthly Pass Entry	0	446	362	101
MSRTC BUS Exempted Entry	0	0	1636	0
SCHOOL BUS Exempted Entry	0	0	1778	0
Government Exempted	0	104	119	32
Political parties vehicles Traffic	0	1906	889	669
Plaza to plaza Exempted within 6	0	113	151	165
Violation Entry	0	0	0	0
			Total Tollable Vehicle Count	7,703
			Total NONTollable Vehicle Count	7,133
			Total Vehicle Count	14,836
			Total Vehicle Amount	395,525.00
			Total Discount Sales	6,000.00
			Total Pass Sales	31,250.00
			Total Daily Collection	432,775.00

**Fastgo Infra Pvt.Ltd. And JV
Nagpur IRDP Toll
Daily Tollable & NON Tollable Traffic Count And Revenue Entry Details**


Date			14/01/2025					
Section Name			Nagpur IRDP					
Bank Name Where Cash Depositing			-----					
Bank Account Number			-----					
Collection Depositing Date			-----					
Transaction Type	Car/Jeep Count	Car/Jeep Amount (In.Rs.)	LCV Count	LCV Amount (In. Rs.)	Bus / Truck Count	Bus / Truck Amount (In.Rs.)	MAV (Multi Axle Vechicle)Count	MAV (Multi Axle Vechicle)Amount (In.Rs.)
1	2	3	4	5	6	7	8	9
Single Journey	0	0	306	18360	344	36120	481	60125
Return Pass Sales	0	0	268	24120	262	41265	240	45000
Return Pass Entry	0	0	268	0	262	0	240	0
Daily Pass Sales	0	0	253	37950	195	51187.5	172	53750
Daily Pass Return Entry	0	0	914	0	863	0	660	0
Monthly Pass Entry	0	0	411	0	345	0	86	0
Discount Coupons Sales 50%	0	0	28	0	14	0	11	0
Discount Coupons Sales 25%	0	0	0	0	0	0	0	0
MSRTC BUS Exempted Entry	0	0	0	0	1543	0	0	0
SCHOOL BUS Exempted Entry	0	0	0	0	1544	0	0	0
Government Exempted	0	0	86	0	98	0	26	0
Political parties vehicles Traffic count	0	0	1569	0	732	0	590	0
Plaza to plaza Exempted within 6 hours	0	0	100	0	124	0	136	0
Violation Entry	0	0	0	0	0	0	0	0
Total Tollable Vechicle Count							6983	
Total NONTollable Vechicle Count							6188	
Total Vechicle Count							13,171.00	
Total Vechicle Amount							367,877.50	
Total Discount Sales							5,250.00	
Total Pass Sales							10,500.00	
Total Daily Collection							383,627.50	




**Fastgo Infra Pvt.Ltd. And JV
Nagpur IRDP Toll
Daily Tollable & NON Tollable Traffic Count And Revenue Entry Details
(Count'd)**

Date		14/01/2025		
Section Name		Nagpur IRDP		
Bank Name Where Cash Depositing		-----		
Bank Account Number		-----		
Collection Depositing Date		-----		
Transaction Type	Car/Jeep Count	LCV Count	Bus / Truck Count	MAV (Multi Axle Vehicle)Count
Single Journey	0	306	344	481
Return Pass Sales	0	268	262	240
Return Pass Entry	0	268	262	240
Daily Pass Sales	0	253	195	172
Daily Pass Return Entry	0	914	863	660
Discount Coupons Entry	0	28	14	11
Monthly Pass Entry	0	411	345	86
MSRTC BUS Exempted Entry	0	0	1543	0
SCHOOL BUS Exempted Entry	0	0	1544	0
Government Exempted	0	86	98	26
Political parties vehicles Traffic	0	1569	732	590
Plaza to plaza Exempted within 6	0	100	124	136
Violation Entry	0	0	0	0
			Total Tollable Vehicle Count	6,983
			Total NONTollable Vehicle Count	6,188
			Total Vehicle Count	13,171
			Total Vehicle Amount	367,877.50
			Total Discount Sales	5,250.00
			Total Pass Sales	10,500.00
			Total Daily Collection	383,627.50


**Fastgo Infra Pvt.Ltd. And JV
Nagpur IRDP Toll
Daily Tollable & NON Tollable Traffic Count And Revenue Entry Details**

Date			15/01/2025					
Section Name			Nagpur IRDP					
Bank Name Where Cash Depositing			-----					
Bank Account Number			-----					
Collection Depositing Date			-----					
Transaction Type	Car/Jeep Count	Car/Jeep Amount (In.Rs.)	LCV Count	LCV Amount (In. Rs.)	Bus / Truck Count	Bus / Truck Amount (In.Rs.)	MAV (Multi Axle Vechicle)Count	MAV (Multi Axle Vechicle)Amount (In.Rs.)
1	2	3	4	5	6	7	8	9
Single Journey	0	0	280	16800	326	34230	461	57625
Return Pass Sales	0	0	246	22140	248	39060	231	43312.5
Return Pass Entry	0	0	246	0	248	0	231	0
Daily Pass Sales	0	0	232	34800	186	48825	164	51250
Daily Pass Return Entry	0	0	1039	0	863	0	705	0
Monthly Pass Entry	0	0	468	0	363	0	98	0
Discount Coupons Sales 50%	0	0	32	0	16	0	13	0
Discount Coupons Sales 25%	0	0	0	0	0	0	0	0
MSRTC BUS Exempted Entry	0	0	0	0	1753	0	0	0
SCHOOL BUS Exempted Entry	0	0	0	0	1795	0	0	0
Government Exempted	0	0	97	0	111	0	30	0
Political parties vehicles Traffic count	0	0	1783	0	832	0	671	0
Plaza to plaza Exempted within 6 hours	0	0	114	0	141	0	155	0
Violation Entry	0	0	0	0	0	0	0	0
							Total Tollable Vechicle Count	7106
							Total NONTollable Vechicle Count	7072
							Total Vechicle Count	14,178.00
							Total Vechicle Amount	348,042.50
							Total Discount Sales	-
							Total Pass Sales	-
							Total Daily Collection	348,042.50


**Fastgo Infra Pvt.Ltd. And JV
Nagpur IRDP Toll
Daily Tollable & NON Tollable Traffic Count And Revenue Entry Details
(Count'd)**

Date		15/01/2025		
Section Name		Nagpur IRDP		
Bank Name Where Cash Depositing		-----		
Bank Account Number		-----		
Collection Depositing Date		-----		
Transaction Type	Car/Jeep Count	LCV Count	Bus / Truck Count	MAV (Multi Axle Vehicle)Count
Single Journey	0	280	326	461
Return Pass Sales	0	246	248	231
Return Pass Entry	0	246	248	231
Daily Pass Sales	0	232	186	164
Daily Pass Return Entry	0	1039	863	705
Discount Coupons Entry	0	32	16	13
Monthly Pass Entry	0	468	363	98
MSRTC BUS Exempted Entry	0	0	1753	0
SCHOOL BUS Exempted Entry	0	0	1795	0
Government Exempted	0	97	111	30
Political parties vehicles Traffic	0	1783	832	671
Plaza to plaza Exempted within 6	0	114	141	155
Violation Entry	0	0	0	0
			Total Tollable Vehicle Count	7,106
			Total NONTollable Vehicle Count	7,072
			Total Vehicle Count	14,178
			Total Vehicle Amount	348,042.50
			Total Discount Sales	-
			Total Pass Sales	-
			Total Daily Collection	348,042.50


**Fastgo Infra Pvt.Ltd. And JV
Nagpur IRDP Toll
Daily Tollable & NON Tollable Traffic Count And Revenue Entry Details**

Date			16/01/2025					
Section Name			Nagpur IRDP					
Bank Name Where Cash Depositing			-----					
Bank Account Number			-----					
Collection Depositing Date			-----					
Transaction Type	Car/Jeep Count	Car/Jeep Amount (In.Rs.)	LCV Count	LCV Amount (In. Rs.)	Bus / Truck Count	Bus / Truck Amount (In.Rs.)	MAV (Multi Axle Vechicle)Count	MAV (Multi Axle Vechicle)Amount (In.Rs.)
1	2	3	4	5	6	7	8	9
Single Journey	0	0	343	20580	364	38220	473	59125
Return Pass Sales	0	0	300	27000	278	43785	236	44250
Return Pass Entry	0	0	300	0	278	0	236	0
Daily Pass Sales	0	0	282	42300	208	54600	168	52500
Daily Pass Return Entry	0	0	1072	0	890	0	727	0
Monthly Pass Entry	0	0	482	0	375	0	101	0
Discount Coupons Sales 50%	0	0	33	0	16	0	13	0
Discount Coupons Sales 25%	0	0	0	0	0	0	0	0
MSRTC BUS Exempted Entry	0	0	0	0	1809	0	0	0
SCHOOL BUS Exempted Entry	0	0	0	0	1744	0	0	0
Government Exempted	0	0	100	0	115	0	30	0
Political parties vehicles Traffic count	0	0	1839	0	858	0	692	0
Plaza to plaza Exempted within 6 hours	0	0	117	0	145	0	160	0
Violation Entry	0	0	0	0	0	0	0	0
							Total Tollable Vechicle Count	7597
							Total NONTollable Vechicle Count	7187
							Total Vechicle Count	14,784.00
							Total Vechicle Amount	382,360.00
							Total Discount Sales	6,250.00
							Total Pass Sales	57,000.00
							Total Daily Collection	445,610.00


**Fastgo Infra Pvt.Ltd. And JV
Nagpur IRDP Toll
Daily Tollable & NON Tollable Traffic Count And Revenue Entry Details
(Count'd)**

Date		16/01/2025		
Section Name		Nagpur IRDP		
Bank Name Where Cash Depositing		-----		
Bank Account Number		-----		
Collection Depositing Date		-----		
Transaction Type	Car/Jeep Count	LCV Count	Bus / Truck Count	MAV (Multi Axle Vehicle)Count
Single Journey	0	343	364	473
Return Pass Sales	0	300	278	236
Return Pass Entry	0	300	278	236
Daily Pass Sales	0	282	208	168
Daily Pass Return Entry	0	1072	890	727
Discount Coupons Entry	0	33	16	13
Monthly Pass Entry	0	482	375	101
MSRTC BUS Exempted Entry	0	0	1809	0
SCHOOL BUS Exempted Entry	0	0	1744	0
Government Exempted	0	100	115	30
Political parties vehicles Traffic	0	1839	858	692
Plaza to plaza Exempted within 6	0	117	145	160
Violation Entry	0	0	0	0
			Total Tollable Vehicle Count	7,597
			Total NONTollable Vehicle Count	7,187
			Total Vehicle Count	14,784
			Total Vehicle Amount	382,360.00
			Total Discount Sales	6,250.00
			Total Pass Sales	57,000.00
			Total Daily Collection	445,610.00


**Fastgo Infra Pvt.Ltd. And JV
Nagpur IRDP Toll
Daily Tollable & NON Tollable Traffic Count And Revenue Entry Details**

Date			17/01/2025					
Section Name			Nagpur IRDP					
Bank Name Where Cash Depositing			-----					
Bank Account Number			-----					
Collection Depositing Date			-----					
Transaction Type	Car/Jeep Count	Car/Jeep Amount (In.Rs.)	LCV Count	LCV Amount (In. Rs.)	Bus / Truck Count	Bus / Truck Amount (In.Rs.)	MAV (Multi Axle Vechicle)Count	MAV (Multi Axle Vechicle)Amount (In.Rs.)
1	2	3	4	5	6	7	8	9
Single Journey	0	0	300	18000	373	39165	468	58500
Return Pass Sales	0	0	263	23670	283	44572.5	232	43500
Return Pass Entry	0	0	263	0	283	0	232	0
Daily Pass Sales	0	0	248	37200	213	55912.5	168	52500
Daily Pass Return Entry	0	0	797	0	761	0	541	0
Monthly Pass Entry	0	0	389	0	279	0	75	0
Discount Coupons Sales 50%	0	0	24	0	12	0	10	0
Discount Coupons Sales 25%	0	0	0	0	0	0	0	0
MSRTC BUS Exempted Entry	0	0	0	0	1345	0	0	0
SCHOOL BUS Exempted Entry	0	0	0	0	1764	0	0	0
Government Exempted	0	0	84	0	85	0	23	0
Political parties vehicles Traffic count	0	0	1367	0	638	0	515	0
Plaza to plaza Exempted within 6 hours	0	0	87	0	108	0	119	0
Violation Entry	0	0	0	0	0	0	0	0
							Total Tollable Vechicle Count	6528
							Total NONTollable Vechicle Count	5821
							Total Vechicle Count	12,349.00
							Total Vechicle Amount	373,020.00
							Total Discount Sales	5,250.00
							Total Pass Sales	-
							Total Daily Collection	378,270.00


**Fastgo Infra Pvt.Ltd. And JV
Nagpur IRDP Toll
Daily Tollable & NON Tollable Traffic Count And Revenue Entry Details
(Count'd)**

Date		17-01-2025		
Section Name		Nagpur IRDP		
Bank Name Where Cash Depositing		-----		
Bank Account Number		-----		
Collection Depositing Date		-----		
Transaction Type	Car/Jeep Count	LCV Count	Bus / Truck Count	MAV (Multi Axle Vehicle)Count
Single Journey	0	300	373	468
Return Pass Sales	0	263	283	232
Return Pass Entry	0	263	283	232
Daily Pass Sales	0	248	213	168
Daily Pass Return Entry	0	797	761	541
Discount Coupons Entry	0	24	12	10
Monthly Pass Entry	0	389	279	75
MSRTC BUS Exempted Entry	0	0	1345	0
SCHOOL BUS Exempted Entry	0	0	1764	0
Government Exempted	0	84	85	23
Political parties vehicles Traffic	0	1367	638	515
Plaza to plaza Exempted within 6	0	87	108	119
Violation Entry	0	0	0	0
			Total Tollable Vehicle Count	6,528
			Total NONTollable Vehicle Count	5,821
			Total Vehicle Count	12,349
			Total Vehicle Amount	3,73,020.00
			Total Discount Sales	5,250.00
			Total Pass Sales	-
			Total Daily Collection	3,78,270.00

**Fastgo Infra Pvt.Ltd. And JV
Nagpur IRDP Toll
Daily Tollable & NON Tollable Traffic Count And Revenue Entry Details**

Date			18-01-2025							
Section Name			Nagpur IRDP							
Bank Name Where Cash Depositing			-----							
Bank Account Number			-----							
Collection Depositing Date			-----							
Transaction Type	Car/Jeep Count	Car/Jeep Amount (In.Rs.)	LCV Count	LCV Amount (In. Rs.)	Bus / Truck Count	Bus / Truck Amount (In.Rs.)	MAV (Multi Axle Vechicle)Count	MAV (Multi Axle Vechicle)Amount (In.Rs.)		
1	2	3	4	5	6	7	8	9		
Single Journey	0	0	344	20640	386	40530	482	60250		
Return Pass Sales	0	0	300	27000	293	46147.5	242	45375		
Return Pass Entry	0	0	300	0	293	0	242	0		
Daily Pass Sales	0	0	285	42750	220	57750	173	54062.5		
Daily Pass Return Entry	0	0	1039	0	863	0	705	0		
Monthly Pass Entry	0	0	468	0	363	0	98	0		
Discount Coupons Sales 50%	0	0	32	0	16	0	13	0		
Discount Coupons Sales 25%	0	0	0	0	0	0	0	0		
MSRTC BUS Exempted Entry	0	0	0	0	1753	0	0	0		
SCHOOL BUS Exempted Entry	0	0	0	0	1850	0	0	0		
Government Exempted	0	0	97	0	111	0	30	0		
Political parties vehicles Traffic count	0	0	1783	0	832	0	671	0		
Plaza to plaza Exempted within 6 hours	0	0	114	0	141	0	155	0		
Violation Entry	0	0	0	0	0	0	0	0		
							Total Tollable Vechicle Count	7567		
							Total NONTollable Vechicle Count	7127		
							Total Vechicle Count	14,694.00		
							Total Vechicle Amount	3,94,505.00		
							Total Discount Sales	6,000.00		
							Total Pass Sales	27,000.00		
							Total Daily Collection	4,27,505.00		

**Fastgo Infra Pvt.Ltd. And JV
Nagpur IRDP Toll
Daily Tollable & NON Tollable Traffic Count And Revenue Entry Details
(Count'd)**


Date		18-01-2025		
Section Name		Nagpur IRDP		
Bank Name Where Cash Depositing		-----		
Bank Account Number		-----		
Collection Depositing Date		-----		
Transaction Type	Car/Jeep Count	LCV Count	Bus / Truck Count	MAV (Multi Axle Vehicle)Count
Single Journey	0	344	386	482
Return Pass Sales	0	300	293	242
Return Pass Entry	0	300	293	242
Daily Pass Sales	0	285	220	173
Daily Pass Return Entry	0	1039	863	705
Discount Coupons Entry	0	32	16	13
Monthly Pass Entry	0	468	363	98
MSRTC BUS Exempted Entry	0	0	1753	0
SCHOOL BUS Exempted Entry	0	0	1850	0
Government Exempted	0	97	111	30
Political parties vehicles Traffic	0	1783	832	671
Plaza to plaza Exempted within 6	0	114	141	155
Violation Entry	0	0	0	0
			Total Tollable Vehicle Count	7,567
			Total NONTollable Vehicle Count	7,127
			Total Vehicle Count	14,694
			Total Vehicle Amount	3,94,505.00
			Total Discount Sales	6,000.00
			Total Pass Sales	27,000.00
			Total Daily Collection	4,27,505.00

**Fastgo Infra Pvt.Ltd. And JV
Nagpur IRDP Toll
Daily Tollable & NON Tollable Traffic Count And Revenue Entry Details**


Date			19-01-2025					
Section Name			Nagpur IRDP					
Bank Name Where Cash Depositing			-----					
Bank Account Number			-----					
Collection Depositing Date			-----					
Transaction Type	Car/Jeep Count	Car/Jeep Amount (In.Rs.)	LCV Count	LCV Amount (In. Rs.)	Bus / Truck Count	Bus / Truck Amount (In.Rs.)	MAV (Multi Axle Vechicle)Count	MAV (Multi Axle Vechicle)Amount (In.Rs.)
1	2	3	4	5	6	7	8	9
Single Journey	0	0	222	13320	293	30765	426	53250
Return Pass Sales	0	0	195	17550	222	34965	214	40125
Return Pass Entry	0	0	195	0	222	0	214	0
Daily Pass Sales	0	0	183	27450	168	44100	153	47812.5
Daily Pass Return Entry	0	0	1119	0	896	0	732	0
Monthly Pass Entry	0	0	504	0	391	0	105	0
Discount Coupons Sales 50%	0	0	34	0	17	0	12	0
Discount Coupons Sales 25%	0	0	0	0	0	0	0	0
MSRTC BUS Exempted Entry	0	0	0	0	1889	0	0	0
SCHOOL BUS Exempted Entry	0	0	0	0	0	0	0	0
Government Exempted	0	0	105	0	120	0	32	0
Political parties vehicles Traffic count	0	0	1920	0	896	0	697	0
Plaza to plaza Exempted within 6 hours	0	0	122	0	152	0	155	0
Violation Entry	0	0	0	0	0	0	0	0
Total Tollable Vechicle Count							6946	
Total NONTollable Vechicle Count							5659	
Total Vechicle Count							12,605.00	
Total Vechicle Amount							3,09,337.50	
Total Discount Sales							-	
Total Pass Sales							-	
Total Daily Collection							3,09,337.50	




**Fastgo Infra Pvt.Ltd. And JV
Nagpur IRDP Toll
Daily Tollable & NON Tollable Traffic Count And Revenue Entry Details
(Count'd)**

Date		19-01-2025		
Section Name		Nagpur IRDP		
Bank Name Where Cash Depositing		-----		
Bank Account Number		-----		
Collection Depositing Date		-----		
Transaction Type	Car/Jeep Count	LCV Count	Bus / Truck Count	MAV (Multi Axle Vehicle)Count
Single Journey	0	222	293	426
Return Pass Sales	0	195	222	214
Return Pass Entry	0	195	222	214
Daily Pass Sales	0	183	168	153
Daily Pass Return Entry	0	1119	896	732
Discount Coupons Entry	0	34	17	12
Monthly Pass Entry	0	504	391	105
MSRTC BUS Exempted Entry	0	0	1889	0
SCHOOL BUS Exempted Entry	0	0	0	0
Government Exempted	0	105	120	32
Political parties vehicles Traffic	0	1920	896	697
Plaza to plaza Exempted within 6	0	122	152	155
Violation Entry	0	0	0	0
			Total Tollable Vehicle Count	6,946
			Total NONTollable Vehicle Count	5,659
			Total Vehicle Count	12,605
			Total Vehicle Amount	3,09,337.50
			Total Discount Sales	-
			Total Pass Sales	-
			Total Daily Collection	3,09,337.50


**Fastgo Infra Pvt.Ltd. And JV
Nagpur IRDP Toll
Daily Tollable & NON Tollable Traffic Count And Revenue Entry Details**

Date		20-01-2025						
Section Name		Nagpur IRDP						
Bank Name Where Cash Depositing		-----						
Bank Account Number		-----						
Collection Depositing Date		-----						
Transaction Type	Car/Jeep Count	Car/Jeep Amount (In.Rs.)	LCV Count	LCV Amount (In. Rs.)	Bus / Truck Count	Bus / Truck Amount (In.Rs.)	MAV (Multi Axle Vehicle)Count	MAV (Multi Axle Vehicle)Amount (In.Rs.)
1	2	3	4	5	6	7	8	9
Single Journey	0	0	328	19680	368	38640	492	61500
Return Pass Sales	0	0	287	25830	281	44257.5	246	46125
Return Pass Entry	0	0	287	0	281	0	246	0
Daily Pass Sales	0	0	271	40650	211	55387.5	175	54687.5
Daily Pass Return Entry	0	0	1103	0	916	0	748	0
Monthly Pass Entry	0	0	496	0	386	0	104	0
Discount Coupons Sales 50%	0	0	33	0	17	0	14	0
Discount Coupons Sales 25%	0	0	0	0	0	0	0	0
MSRTC BUS Exempted Entry	0	0	0	0	1861	0	0	0
SCHOOL BUS Exempted Entry	0	0	0	0	1781	0	0	0
Government Exempted	0	0	103	0	118	0	31	0
Political parties vehicles Traffic count	0	0	1893	0	883	0	712	0
Plaza to plaza Exempted within 6 hours	0	0	121	0	149	0	164	0
Violation Entry	0	0	0	0	0	0	0	0
							Total Tollable Vehicle Count	7724
							Total NONTollable Vehicle Count	7382
							Total Vehicle Count	15,106.00
							Total Vehicle Amount	3,86,757.50
							Total Discount Sales	-
							Total Pass Sales	3,000.00
							Total Daily Collection	3,89,757.50


**Fastgo Infra Pvt.Ltd. And JV
Nagpur IRDP Toll
Daily Tollable & NON Tollable Traffic Count And Revenue Entry Details
(Count'd)**

Date		20-01-2025		
Section Name		Nagpur IRDP		
Bank Name Where Cash Depositing		-----		
Bank Account Number		-----		
Collection Depositing Date		-----		
Transaction Type	Car/Jeep Count	LCV Count	Bus / Truck Count	MAV (Multi Axle Vehicle)Count
Single Journey	0	328	368	492
Return Pass Sales	0	287	281	246
Return Pass Entry	0	287	281	246
Daily Pass Sales	0	271	211	175
Daily Pass Return Entry	0	1103	916	748
Discount Coupons Entry	0	33	17	14
Monthly Pass Entry	0	496	386	104
MSRTC BUS Exempted Entry	0	0	1861	0
SCHOOL BUS Exempted Entry	0	0	1781	0
Government Exempted	0	103	118	31
Political parties vehicles Traffic	0	1893	883	712
Plaza to plaza Exempted within 6	0	121	149	164
Violation Entry	0	0	0	0
			Total Tollable Vehicle Count	7,724
			Total NONTollable Vehicle Count	7,382
			Total Vehicle Count	15,106
			Total Vehicle Amount	3,86,757.50
			Total Discount Sales	-
			Total Pass Sales	3,000.00
			Total Daily Collection	3,89,757.50


**Fastgo Infra Pvt.Ltd. And JV
Nagpur IRDP Toll
Daily Tollable & NON Tollable Traffic Count And Revenue Entry Details**

Date		21-01-2025						
Section Name		Nagpur IRDP						
Bank Name Where Cash Depositing		-----						
Bank Account Number		-----						
Collection Depositing Date		-----						
Transaction Type	Car/Jeep Count	Car/Jeep Amount (In.Rs.)	LCV Count	LCV Amount (In. Rs.)	Bus / Truck Count	Bus / Truck Amount (In.Rs.)	MAV (Multi Axle Vechicle)Count	MAV (Multi Axle Vechicle)Amount (In.Rs.)
1	2	3	4	5	6	7	8	9
Single Journey	0	0	319	19140	395	41475	483	60375
Return Pass Sales	0	0	279	25110	300	47250	242	45375
Return Pass Entry	0	0	279	0	300	0	242	0
Daily Pass Sales	0	0	264	39600	226	59325	173	54062.5
Daily Pass Return Entry	0	0	1119	0	810	0	641	0
Monthly Pass Entry	0	0	425	0	331	0	89	0
Discount Coupons Sales 50%	0	0	29	0	15	0	12	0
Discount Coupons Sales 25%	0	0	0	0	0	0	0	0
MSRTC BUS Exempted Entry	0	0	0	0	1595	0	0	0
SCHOOL BUS Exempted Entry	0	0	0	0	1769	0	0	0
Government Exempted	0	0	89	0	101	0	27	0
Political parties vehicles Traffic count	0	0	1622	0	757	0	610	0
Plaza to plaza Exempted within 6 hours	0	0	103	0	128	0	141	0
Violation Entry	0	0	0	0	0	0	0	0
							Total Tollable Vechicle Count	7345
							Total NONTollable Vechicle Count	6570
							Total Vechicle Count	13,915.00
							Total Vechicle Amount	3,91,712.50
							Total Discount Sales	6,250.00
							Total Pass Sales	-
							Total Daily Collection	3,97,962.50


**Fastgo Infra Pvt.Ltd. And JV
Nagpur IRDP Toll
Daily Tollable & NON Tollable Traffic Count And Revenue Entry Details
(Count'd)**

Date		21-01-2025		
Section Name		Nagpur IRDP		
Bank Name Where Cash Depositing		-----		
Bank Account Number		-----		
Collection Depositing Date		-----		
Transaction Type	Car/Jeep Count	LCV Count	Bus / Truck Count	MAV (Multi Axle Vehicle)Count
Single Journey	0	319	395	483
Return Pass Sales	0	279	300	242
Return Pass Entry	0	279	300	242
Daily Pass Sales	0	264	226	173
Daily Pass Return Entry	0	1119	810	641
Discount Coupons Entry	0	29	15	12
Monthly Pass Entry	0	425	331	89
MSRTC BUS Exempted Entry	0	0	1595	0
SCHOOL BUS Exempted Entry	0	0	1769	0
Government Exempted	0	89	101	27
Political parties vehicles Traffic	0	1622	757	610
Plaza to plaza Exempted within 6	0	103	128	141
Violation Entry	0	0	0	0
			Total Tollable Vehicle Count	7,345
			Total NONTollable Vehicle Count	6,570
			Total Vehicle Count	13,915
			Total Vehicle Amount	3,91,712.50
			Total Discount Sales	6,250.00
			Total Pass Sales	-
			Total Daily Collection	3,97,962.50


**Fastgo Infra Pvt.Ltd. And JV
Nagpur IRDP Toll
Daily Tollable & NON Tollable Traffic Count And Revenue Entry Details**

Date			22-01-2025					
Section Name			Nagpur IRDP					
Bank Name Where Cash Depositing			-----					
Bank Account Number			-----					
Collection Depositing Date			-----					
Transaction Type	Car/Jeep Count	Car/Jeep Amount (In.Rs.)	LCV Count	LCV Amount (In. Rs.)	Bus / Truck Count	Bus / Truck Amount (In.Rs.)	MAV (Multi Axle Vechicle)Count	MAV (Multi Axle Vechicle)Amount (In.Rs.)
1	2	3	4	5	6	7	8	9
Single Journey	0	0	282	16920	336	35280	422	52750
Return Pass Sales	0	0	246	22140	256	40320	212	39750
Return Pass Entry	0	0	246	0	256	0	212	0
Daily Pass Sales	0	0	232	34800	193	50662.5	151	47187.5
Daily Pass Return Entry	0	0	1099	0	823	0	673	0
Monthly Pass Entry	0	0	446	0	347	0	93	0
Discount Coupons Sales 50%	0	0	30	0	15	0	12	0
Discount Coupons Sales 25%	0	0	0	0	0	0	0	0
MSRTC BUS Exempted Entry	0	0	0	0	1673	0	0	0
SCHOOL BUS Exempted Entry	0	0	0	0	1850	0	0	0
Government Exempted	0	0	93	0	106	0	28	0
Political parties vehicles Traffic count	0	0	1701	0	794	0	640	0
Plaza to plaza Exempted within 6 hours	0	0	108	0	134	0	148	0
Violation Entry	0	0	0	0	0	0	0	0
							Total Tollable Vechicle Count	6972
							Total NONTollable Vechicle Count	6885
							Total Vechicle Count	13,857.00
							Total Vechicle Amount	3,39,810.00
							Total Discount Sales	-
							Total Pass Sales	-
							Total Daily Collection	3,39,810.00


**Fastgo Infra Pvt.Ltd. And JV
Nagpur IRDP Toll
Daily Tollable & NON Tollable Traffic Count And Revenue Entry Details
(Count'd)**

Date		22-01-2025		
Section Name		Nagpur IRDP		
Bank Name Where Cash Depositing		-----		
Bank Account Number		-----		
Collection Depositing Date		-----		
Transaction Type	Car/Jeep Count	LCV Count	Bus / Truck Count	MAV (Multi Axle Vehicle)Count
Single Journey	0	282	336	422
Return Pass Sales	0	246	256	212
Return Pass Entry	0	246	256	212
Daily Pass Sales	0	232	193	151
Daily Pass Return Entry	0	1099	823	673
Discount Coupons Entry	0	30	15	12
Monthly Pass Entry	0	446	347	93
MSRTC BUS Exempted Entry	0	0	1673	0
SCHOOL BUS Exempted Entry	0	0	1850	0
Government Exempted	0	93	106	28
Political parties vehicles Traffic	0	1701	794	640
Plaza to plaza Exempted within 6	0	108	134	148
Violation Entry	0	0	0	0
			Total Tollable Vehicle Count	6,972
			Total NONTollable Vehicle Count	6,885
			Total Vehicle Count	13,857
			Total Vehicle Amount	3,39,810.00
			Total Discount Sales	-
			Total Pass Sales	-
			Total Daily Collection	3,39,810.00


**Fastgo Infra Pvt.Ltd. And JV
Nagpur IRDP Toll
Daily Tollable & NON Tollable Traffic Count And Revenue Entry Details**

Date		23-01-2025						
Section Name		Nagpur IRDP						
Bank Name Where Cash Depositing		-----						
Bank Account Number		-----						
Collection Depositing Date		-----						
Transaction Type	Car/Jeep Count	Car/Jeep Amount (In.Rs.)	LCV Count	LCV Amount (In. Rs.)	Bus / Truck Count	Bus / Truck Amount (In.Rs.)	MAV (Multi Axle Vechicle)Count	MAV (Multi Axle Vechicle)Amount (In.Rs.)
1	2	3	4	5	6	7	8	9
Single Journey	0	0	325	19500	374	39270	464	58000
Return Pass Sales	0	0	285	25650	286	45045	232	43500
Return Pass Entry	0	0	285	0	286	0	232	0
Daily Pass Sales	0	0	268	40200	214	56175	164	51250
Daily Pass Return Entry	0	0	1046	0	868	0	710	0
Monthly Pass Entry	0	0	471	0	366	0	98	0
Discount Coupons Sales 50%	0	0	32	0	16	0	13	0
Discount Coupons Sales 25%	0	0	0	0	0	0	0	0
MSRTC BUS Exempted Entry	0	0	0	0	1765	0	0	0
SCHOOL BUS Exempted Entry	0	0	0	0	1878	0	0	0
Government Exempted	0	0	98	0	112	0	30	0
Political parties vehicles Traffic count	0	0	1795	0	837	0	675	0
Plaza to plaza Exempted within 6 hours	0	0	114	0	142	0	156	0
Violation Entry	0	0	0	0	0	0	0	0
							Total Tollable Vechicle Count	7447
							Total NONTollable Vechicle Count	7190
							Total Vechicle Count	14,637.00
							Total Vechicle Amount	3,78,590.00
							Total Discount Sales	6,000.00
							Total Pass Sales	-
							Total Daily Collection	3,84,590.00


**Fastgo Infra Pvt.Ltd. And JV
Nagpur IRDP Toll
Daily Tollable & NON Tollable Traffic Count And Revenue Entry Details
(Count'd)**

Date		23-01-2025		
Section Name		Nagpur IRDP		
Bank Name Where Cash Depositing		-----		
Bank Account Number		-----		
Collection Depositing Date		-----		
Transaction Type	Car/Jeep Count	LCV Count	Bus / Truck Count	MAV (Multi Axle Vehicle)Count
Single Journey	0	325	374	464
Return Pass Sales	0	285	286	232
Return Pass Entry	0	285	286	232
Daily Pass Sales	0	268	214	164
Daily Pass Return Entry	0	1046	868	710
Discount Coupons Entry	0	32	16	13
Monthly Pass Entry	0	471	366	98
MSRTC BUS Exempted Entry	0	0	1765	0
SCHOOL BUS Exempted Entry	0	0	1878	0
Government Exempted	0	98	112	30
Political parties vehicles Traffic	0	1795	837	675
Plaza to plaza Exempted within 6	0	114	142	156
Violation Entry	0	0	0	0
			Total Tollable Vehicle Count	7,447
			Total NONTollable Vehicle Count	7,190
			Total Vehicle Count	14,637
			Total Vehicle Amount	3,78,590.00
			Total Discount Sales	6,000.00
			Total Pass Sales	-
			Total Daily Collection	3,84,590.00


**Fastgo Infra Pvt.Ltd. And JV
Nagpur IRDP Toll
Daily Tollable & NON Tollable Traffic Count And Revenue Entry Details**

Date		24-01-2025						
Section Name		Nagpur IRDP						
Bank Name Where Cash Depositing		-----						
Bank Account Number		-----						
Collection Depositing Date		-----						
Transaction Type	Car/Jeep Count	Car/Jeep Amount (In.Rs.)	LCV Count	LCV Amount (In. Rs.)	Bus / Truck Count	Bus / Truck Amount (In.Rs.)	MAV (Multi Axle Vechicle)Count	MAV (Multi Axle Vechicle)Amount (In.Rs.)
1	2	3	4	5	6	7	8	9
Single Journey	0	0	325	19500	379	39795	495	61875
Return Pass Sales	0	0	283	25470	289	45517.5	248	46500
Return Pass Entry	0	0	283	0	289	0	248	0
Daily Pass Sales	0	0	268	40200	218	57225	178	55625
Daily Pass Return Entry	0	0	1072	0	757	0	618	0
Monthly Pass Entry	0	0	410	0	319	0	86	0
Discount Coupons Sales 50%	0	0	28	0	14	0	9	0
Discount Coupons Sales 25%	0	0	0	0	0	0	0	0
MSRTC BUS Exempted Entry	0	0	0	0	1538	0	0	0
SCHOOL BUS Exempted Entry	0	0	0	0	1923	0	0	0
Government Exempted	0	0	85	0	98	0	26	0
Political parties vehicles Traffic count	0	0	1564	0	729	0	589	0
Plaza to plaza Exempted within 6 hours	0	0	100	0	124	0	136	0
Violation Entry	0	0	0	0	0	0	0	0
							Total Tollable Vechicle Count	7176
							Total NONTollable Vechicle Count	6552
							Total Vechicle Count	13,728.00
							Total Vechicle Amount	3,91,707.50
							Total Discount Sales	-
							Total Pass Sales	-
							Total Daily Collection	3,91,707.50


**Fastgo Infra Pvt.Ltd. And JV
Nagpur IRDP Toll
Daily Tollable & NON Tollable Traffic Count And Revenue Entry Details
(Count'd)**

Date		24-01-2025		
Section Name		Nagpur IRDP		
Bank Name Where Cash Depositing		-----		
Bank Account Number		-----		
Collection Depositing Date		-----		
Transaction Type	Car/Jeep Count	LCV Count	Bus / Truck Count	MAV (Multi Axle Vehicle)Count
Single Journey	0	325	379	495
Return Pass Sales	0	283	289	248
Return Pass Entry	0	283	289	248
Daily Pass Sales	0	268	218	178
Daily Pass Return Entry	0	1072	757	618
Discount Coupons Entry	0	28	14	9
Monthly Pass Entry	0	410	319	86
MSRTC BUS Exempted Entry	0	0	1538	0
SCHOOL BUS Exempted Entry	0	0	1923	0
Government Exempted	0	85	98	26
Political parties vehicles Traffic	0	1564	729	589
Plaza to plaza Exempted within 6	0	100	124	136
Violation Entry	0	0	0	0
			Total Tollable Vehicle Count	7,176
			Total NONTollable Vehicle Count	6,552
			Total Vehicle Count	13,728
			Total Vehicle Amount	3,91,707.50
			Total Discount Sales	-
			Total Pass Sales	-
			Total Daily Collection	3,91,707.50


**Fastgo Infra Pvt.Ltd. And JV
Nagpur IRDP Toll
Daily Tollable & NON Tollable Traffic Count And Revenue Entry Details**

Date			25-01-2025					
Section Name			Nagpur IRDP					
Bank Name Where Cash Depositing			-----					
Bank Account Number			-----					
Collection Depositing Date			-----					
Transaction Type	Car/Jeep Count	Car/Jeep Amount (In.Rs.)	LCV Count	LCV Amount (In. Rs.)	Bus / Truck Count	Bus / Truck Amount (In.Rs.)	MAV (Multi Axle Vechicle)Count	MAV (Multi Axle Vechicle)Amount (In.Rs.)
1	2	3	4	5	6	7	8	9
Single Journey	0	0	336	20160	379	39795	532	66500
Return Pass Sales	0	0	294	26460	289	45517.5	265	49687.5
Return Pass Entry	0	0	294	0	289	0	265	0
Daily Pass Sales	0	0	278	41700	218	57225	189	59062.5
Daily Pass Return Entry	0	0	1054	0	618	0	592	0
Monthly Pass Entry	0	0	382	0	248	0	67	0
Discount Coupons Sales 50%	0	0	22	0	11	0	9	0
Discount Coupons Sales 25%	0	0	0	0	0	0	0	0
MSRTC BUS Exempted Entry	0	0	0	0	1198	0	0	0
SCHOOL BUS Exempted Entry	0	0	0	0	1850	0	0	0
Government Exempted	0	0	76	0	85	0	20	0
Political parties vehicles Traffic count	0	0	1416	0	543	0	449	0
Plaza to plaza Exempted within 6 hours	0	0	78	0	111	0	117	0
Violation Entry	0	0	0	0	0	0	0	0
							Total Tollable Vechicle Count	6937
							Total NONTollable Vechicle Count	5637
							Total Vechicle Count	12,574.00
							Total Vechicle Amount	4,06,107.50
							Total Discount Sales	-
							Total Pass Sales	-
							Total Daily Collection	4,06,107.50


**Fastgo Infra Pvt.Ltd. And JV
Nagpur IRDP Toll
Daily Tollable & NON Tollable Traffic Count And Revenue Entry Details
(Count'd)**

Date		25-01-2025		
Section Name		Nagpur IRDP		
Bank Name Where Cash Depositing		-----		
Bank Account Number		-----		
Collection Depositing Date		-----		
Transaction Type	Car/Jeep Count	LCV Count	Bus / Truck Count	MAV (Multi Axle Vehicle)Count
Single Journey	0	336	379	532
Return Pass Sales	0	294	289	265
Return Pass Entry	0	294	289	265
Daily Pass Sales	0	278	218	189
Daily Pass Return Entry	0	1054	618	592
Discount Coupons Entry	0	22	11	9
Monthly Pass Entry	0	382	248	67
MSRTC BUS Exempted Entry	0	0	1198	0
SCHOOL BUS Exempted Entry	0	0	1850	0
Government Exempted	0	76	85	20
Political parties vehicles Traffic	0	1416	543	449
Plaza to plaza Exempted within 6	0	78	111	117
Violation Entry	0	0	0	0
			Total Tollable Vehicle Count	6,937
			Total NONTollable Vehicle Count	5,637
			Total Vehicle Count	12,574
			Total Vehicle Amount	4,06,107.50
			Total Discount Sales	-
			Total Pass Sales	-
			Total Daily Collection	4,06,107.50


**Fastgo Infra Pvt.Ltd. And JV
Nagpur IRDP Toll
Daily Tollable & NON Tollable Traffic Count And Revenue Entry Details**

Date			26-01-2025							
Section Name			Nagpur IRDP							
Bank Name Where Cash Depositing			-----							
Bank Account Number			-----							
Collection Depositing Date			-----							
Transaction Type	Car/Jeep Count	Car/Jeep Amount (In.Rs.)	LCV Count	LCV Amount (In. Rs.)	Bus / Truck Count	Bus / Truck Amount (In.Rs.)	MAV (Multi Axle Vechicle)Count	MAV (Multi Axle Vechicle)Amount (In.Rs.)		
1	2	3	4	5	6	7	8	9		
Single Journey	0	0	136	8160	200	21000	274	34250		
Return Pass Sales	0	0	119	10710	151	23782.5	137	25687.5		
Return Pass Entry	0	0	119	0	151	0	137	0		
Daily Pass Sales	0	0	112	16800	114	29925	99	30937.5		
Daily Pass Return Entry	0	0	737	0	570	0	410	0		
Monthly Pass Entry	0	0	358	0	376	0	101	0		
Discount Coupons Sales 50%	0	0	33	0	17	0	13	0		
Discount Coupons Sales 25%	0	0	0	0	0	0	0	0		
MSRTC BUS Exempted Entry	0	0	0	0	1815	0	0	0		
SCHOOL BUS Exempted Entry	0	0	0	0	0	0	0	0		
Government Exempted	0	0	101	0	115	0	30	0		
Political parties vehicles Traffic count	0	0	1184	0	556	0	590	0		
Plaza to plaza Exempted within 6 hours	0	0	117	0	146	0	158	0		
Violation Entry	0	0	0	0	0	0	0	0		
							Total Tollable Vechicle Count	4785		
							Total NONTollable Vechicle Count	4391		
							Total Vechicle Count	9,176.00		
							Total Vechicle Amount	2,01,252.50		
							Total Discount Sales	-		
							Total Pass Sales	-		
							Total Daily Collection	2,01,252.50		


**Fastgo Infra Pvt.Ltd. And JV
Nagpur IRDP Toll
Daily Tollable & NON Tollable Traffic Count And Revenue Entry Details
(Count'd)**

Date		26-01-2025		
Section Name		Nagpur IRDP		
Bank Name Where Cash Depositing		-----		
Bank Account Number		-----		
Collection Depositing Date		-----		
Transaction Type	Car/Jeep Count	LCV Count	Bus / Truck Count	MAV (Multi Axle Vehicle)Count
Single Journey	0	136	200	274
Return Pass Sales	0	119	151	137
Return Pass Entry	0	119	151	137
Daily Pass Sales	0	112	114	99
Daily Pass Return Entry	0	737	570	410
Discount Coupons Entry	0	33	17	13
Monthly Pass Entry	0	358	376	101
MSRTC BUS Exempted Entry	0	0	1815	0
SCHOOL BUS Exempted Entry	0	0	0	0
Government Exempted	0	101	115	30
Political parties vehicles Traffic	0	1184	556	590
Plaza to plaza Exempted within 6	0	117	146	158
Violation Entry	0	0	0	0
			Total Tollable Vehicle Count	4,785
			Total NONTollable Vehicle Count	4,391
			Total Vehicle Count	9,176
			Total Vehicle Amount	2,01,252.50
			Total Discount Sales	-
			Total Pass Sales	-
			Total Daily Collection	2,01,252.50


**Fastgo Infra Pvt.Ltd. And JV
Nagpur IRDP Toll
Daily Tollable & NON Tollable Traffic Count And Revenue Entry Details**

Date			27-01-2025							
Section Name			Nagpur IRDP							
Bank Name Where Cash Depositing			-----							
Bank Account Number			-----							
Collection Depositing Date			-----							
Transaction Type	Car/Jeep Count	Car/Jeep Amount (In.Rs.)	LCV Count	LCV Amount (In. Rs.)	Bus / Truck Count	Bus / Truck Amount (In.Rs.)	MAV (Multi Axle Vechicle)Count	MAV (Multi Axle Vechicle)Amount (In.Rs.)		
1	2	3	4	5	6	7	8	9		
Single Journey	0	0	300	18000	376	39480	479	59875		
Return Pass Sales	0	0	262	23580	287	45202.5	239	44812.5		
Return Pass Entry	0	0	262	0	287	0	239	0		
Daily Pass Sales	0	0	246	36900	214	56175	171	53437.5		
Daily Pass Return Entry	0	0	1057	0	878	0	717	0		
Monthly Pass Entry	0	0	476	0	370	0	99	0		
Discount Coupons Sales 50%	0	0	32	0	16	0	13	0		
Discount Coupons Sales 25%	0	0	0	0	0	0	0	0		
MSRTC BUS Exempted Entry	0	0	0	0	1784	0	0	0		
SCHOOL BUS Exempted Entry	0	0	0	0	1782	0	0	0		
Government Exempted	0	0	99	0	113	0	30	0		
Political parties vehicles Traffic count	0	0	1824	0	846	0	683	0		
Plaza to plaza Exempted within 6 hours	0	0	115	0	143	0	157	0		
Violation Entry	0	0	0	0	0	0	0	0		
							Total Tollable Vechicle Count	7435		
							Total NONTollable Vechicle Count	7161		
							Total Vechicle Count	14,596.00		
							Total Vechicle Amount	3,77,462.50		
							Total Discount Sales	-		
							Total Pass Sales	-		
							Total Daily Collection	3,77,462.50		


**Fastgo Infra Pvt.Ltd. And JV
Nagpur IRDP Toll
Daily Tollable & NON Tollable Traffic Count And Revenue Entry Details
(Count'd)**

Date		27-01-2025		
Section Name		Nagpur IRDP		
Bank Name Where Cash Depositing		-----		
Bank Account Number		-----		
Collection Depositing Date		-----		
Transaction Type	Car/Jeep Count	LCV Count	Bus / Truck Count	MAV (Multi Axle Vehicle)Count
Single Journey	0	300	376	479
Return Pass Sales	0	262	287	239
Return Pass Entry	0	262	287	239
Daily Pass Sales	0	246	214	171
Daily Pass Return Entry	0	1057	878	717
Discount Coupons Entry	0	32	16	13
Monthly Pass Entry	0	476	370	99
MSRTC BUS Exempted Entry	0	0	1784	0
SCHOOL BUS Exempted Entry	0	0	1782	0
Government Exempted	0	99	113	30
Political parties vehicles Traffic	0	1824	846	683
Plaza to plaza Exempted within 6	0	115	143	157
Violation Entry	0	0	0	0
			Total Tollable Vehicle Count	7,435
			Total NONTollable Vehicle Count	7,161
			Total Vehicle Count	14,596
			Total Vehicle Amount	3,77,462.50
			Total Discount Sales	-
			Total Pass Sales	-
			Total Daily Collection	3,77,462.50


**Fastgo Infra Pvt.Ltd. And JV
Nagpur IRDP Toll
Daily Tollable & NON Tollable Traffic Count And Revenue Entry Details**

Date			28-01-2025					
Section Name			Nagpur IRDP					
Bank Name Where Cash Depositing			-----					
Bank Account Number			-----					
Collection Depositing Date			-----					
Transaction Type	Car/Jeep Count	Car/Jeep Amount (In.Rs.)	LCV Count	LCV Amount (In. Rs.)	Bus / Truck Count	Bus / Truck Amount (In.Rs.)	MAV (Multi Axle Vechicle)Count	MAV (Multi Axle Vechicle)Amount (In.Rs.)
1	2	3	4	5	6	7	8	9
Single Journey	0	0	300	18000	373	39165	495	61875
Return Pass Sales	0	0	264	23760	283	44572.5	248	46500
Return Pass Entry	0	0	264	0	283	0	248	0
Daily Pass Sales	0	0	249	37350	213	55912.5	178	55625
Daily Pass Return Entry	0	0	1036	0	805	0	679	0
Monthly Pass Entry	0	0	436	0	339	0	91	0
Discount Coupons Sales 50%	0	0	29	0	15	0	12	0
Discount Coupons Sales 25%	0	0	0	0	0	0	0	0
MSRTC BUS Exempted Entry	0	0	0	0	1636	0	0	0
SCHOOL BUS Exempted Entry	0	0	0	0	1923	0	0	0
Government Exempted	0	0	91	0	104	0	28	0
Political parties vehicles Traffic count	0	0	1664	0	776	0	626	0
Plaza to plaza Exempted within 6 hours	0	0	106	0	131	0	144	0
Violation Entry	0	0	0	0	0	0	0	0
							Total Tollable Vechicle Count	7221
							Total NONTollable Vechicle Count	6848
							Total Vechicle Count	14,069.00
							Total Vechicle Amount	3,82,760.00
							Total Discount Sales	-
							Total Pass Sales	-
							Total Daily Collection	3,82,760.00


**Fastgo Infra Pvt.Ltd. And JV
Nagpur IRDP Toll
Daily Tollable & NON Tollable Traffic Count And Revenue Entry Details
(Count'd)**

Date		28-01-2025		
Section Name		Nagpur IRDP		
Bank Name Where Cash Depositing		-----		
Bank Account Number		-----		
Collection Depositing Date		-----		
Transaction Type	Car/Jeep Count	LCV Count	Bus / Truck Count	MAV (Multi Axle Vehicle)Count
Single Journey	0	300	373	495
Return Pass Sales	0	264	283	248
Return Pass Entry	0	264	283	248
Daily Pass Sales	0	249	213	178
Daily Pass Return Entry	0	1036	805	679
Discount Coupons Entry	0	29	15	12
Monthly Pass Entry	0	436	339	91
MSRTC BUS Exempted Entry	0	0	1636	0
SCHOOL BUS Exempted Entry	0	0	1923	0
Government Exempted	0	91	104	28
Political parties vehicles Traffic	0	1664	776	626
Plaza to plaza Exempted within 6	0	106	131	144
Violation Entry	0	0	0	0
			Total Tollable Vehicle Count	7,221
			Total NONTollable Vehicle Count	6,848
			Total Vehicle Count	14,069
			Total Vehicle Amount	3,82,760.00
			Total Discount Sales	-
			Total Pass Sales	-
			Total Daily Collection	3,82,760.00


**Fastgo Infra Pvt.Ltd. And JV
Nagpur IRDP Toll
Daily Tollable & NON Tollable Traffic Count And Revenue Entry Details**

Date			29-01-2025					
Section Name			Nagpur IRDP					
Bank Name Where Cash Depositing			-----					
Bank Account Number			-----					
Collection Depositing Date			-----					
Transaction Type	Car/Jeep Count	Car/Jeep Amount (In.Rs.)	LCV Count	LCV Amount (In. Rs.)	Bus / Truck Count	Bus / Truck Amount (In.Rs.)	MAV (Multi Axle Vechicle)Count	MAV (Multi Axle Vechicle)Amount (In.Rs.)
1	2	3	4	5	6	7	8	9
Single Journey	0	0	286	17160	340	35700	442	55250
Return Pass Sales	0	0	249	22410	258	40635	221	41437.5
Return Pass Entry	0	0	249	0	258	0	221	0
Daily Pass Sales	0	0	236	35400	194	50925	158	49375
Daily Pass Return Entry	0	0	1043	0	865	0	707	0
Monthly Pass Entry	0	0	469	0	364	0	98	0
Discount Coupons Sales 50%	0	0	32	0	16	0	13	0
Discount Coupons Sales 25%	0	0	0	0	0	0	0	0
MSRTC BUS Exempted Entry	0	0	0	0	1759	0	0	0
SCHOOL BUS Exempted Entry	0	0	0	0	1782	0	0	0
Government Exempted	0	0	98	0	112	0	30	0
Political parties vehicles Traffic count	0	0	1789	0	834	0	673	0
Plaza to plaza Exempted within 6 hours	0	0	114	0	141	0	155	0
Violation Entry	0	0	0	0	0	0	0	0
							Total Tollable Vechicle Count	7129
							Total NONTollable Vechicle Count	7077
							Total Vechicle Count	14,206.00
							Total Vechicle Amount	3,48,292.50
							Total Discount Sales	-
							Total Pass Sales	-
							Total Daily Collection	3,48,292.50


**Fastgo Infra Pvt.Ltd. And JV
Nagpur IRDP Toll
Daily Tollable & NON Tollable Traffic Count And Revenue Entry Details
(Count'd)**

Date		29-01-2025		
Section Name		Nagpur IRDP		
Bank Name Where Cash Depositing		-----		
Bank Account Number		-----		
Collection Depositing Date		-----		
Transaction Type	Car/Jeep Count	LCV Count	Bus / Truck Count	MAV (Multi Axle Vehicle)Count
Single Journey	0	286	340	442
Return Pass Sales	0	249	258	221
Return Pass Entry	0	249	258	221
Daily Pass Sales	0	236	194	158
Daily Pass Return Entry	0	1043	865	707
Discount Coupons Entry	0	32	16	13
Monthly Pass Entry	0	469	364	98
MSRTC BUS Exempted Entry	0	0	1759	0
SCHOOL BUS Exempted Entry	0	0	1782	0
Government Exempted	0	98	112	30
Political parties vehicles Traffic	0	1789	834	673
Plaza to plaza Exempted within 6	0	114	141	155
Violation Entry	0	0	0	0
			Total Tollable Vehicle Count	7,129
			Total NONTollable Vehicle Count	7,077
			Total Vehicle Count	14,206
			Total Vehicle Amount	3,48,292.50
			Total Discount Sales	-
			Total Pass Sales	-
			Total Daily Collection	3,48,292.50


**Fastgo Infra Pvt.Ltd. And JV
Nagpur IRDP Toll
Daily Tollable & NON Tollable Traffic Count And Revenue Entry Details**

Date			30-01-2025					
Section Name			Nagpur IRDP					
Bank Name Where Cash Depositing			-----					
Bank Account Number			-----					
Collection Depositing Date			-----					
Transaction Type	Car/Jeep Count	Car/Jeep Amount (In.Rs.)	LCV Count	LCV Amount (In. Rs.)	Bus / Truck Count	Bus / Truck Amount (In.Rs.)	MAV (Multi Axle Vechicle)Count	MAV (Multi Axle Vechicle)Amount (In.Rs.)
1	2	3	4	5	6	7	8	9
Single Journey	0	0	308	18480	391	41055	492	61500
Return Pass Sales	0	0	270	24300	299	47092.5	246	46125
Return Pass Entry	0	0	270	0	299	0	246	0
Daily Pass Sales	0	0	254	38100	224	58800	175	54687.5
Daily Pass Return Entry	0	0	1076	0	893	0	705	0
Monthly Pass Entry	0	0	484	0	376	0	98	0
Discount Coupons Sales 50%	0	0	33	0	17	0	13	0
Discount Coupons Sales 25%	0	0	0	0	0	0	0	0
MSRTC BUS Exempted Entry	0	0	0	0	1815	0	0	0
SCHOOL BUS Exempted Entry	0	0	0	0	1782	0	0	0
Government Exempted	0	0	101	0	115	0	31	0
Political parties vehicles Traffic count	0	0	1846	0	861	0	695	0
Plaza to plaza Exempted within 6 hours	0	0	118	0	146	0	160	0
Violation Entry	0	0	0	0	0	0	0	0
							Total Tollable Vechicle Count	7593
							Total NONTollable Vechicle Count	7246
							Total Vechicle Count	14,839.00
							Total Vechicle Amount	3,90,140.00
							Total Discount Sales	-
							Total Pass Sales	-
							Total Daily Collection	3,90,140.00


**Fastgo Infra Pvt.Ltd. And JV
Nagpur IRDP Toll
Daily Tollable & NON Tollable Traffic Count And Revenue Entry Details
(Count'd)**

Date		30-01-2025		
Section Name		Nagpur IRDP		
Bank Name Where Cash Depositing		-----		
Bank Account Number		-----		
Collection Depositing Date		-----		
Transaction Type	Car/Jeep Count	LCV Count	Bus / Truck Count	MAV (Multi Axle Vehicle)Count
Single Journey	0	308	391	492
Return Pass Sales	0	270	299	246
Return Pass Entry	0	270	299	246
Daily Pass Sales	0	254	224	175
Daily Pass Return Entry	0	1076	893	705
Discount Coupons Entry	0	33	17	13
Monthly Pass Entry	0	484	376	98
MSRTC BUS Exempted Entry	0	0	1815	0
SCHOOL BUS Exempted Entry	0	0	1782	0
Government Exempted	0	101	115	31
Political parties vehicles Traffic	0	1846	861	695
Plaza to plaza Exempted within 6	0	118	146	160
Violation Entry	0	0	0	0
			Total Tollable Vehicle Count	7,593
			Total NONTollable Vehicle Count	7,246
			Total Vehicle Count	14,839
			Total Vehicle Amount	3,90,140.00
			Total Discount Sales	-
			Total Pass Sales	-
			Total Daily Collection	3,90,140.00

**Fastgo Infra Pvt.Ltd. And JV
Nagpur IRDP Toll
Daily Tollable & NON Tollable Traffic Count And Revenue Entry Details**

Date			31-01-2025					
Section Name			Nagpur IRDP					
Bank Name Where Cash Depositing			-----					
Bank Account Number			-----					
Collection Depositing Date			-----					
Transaction Type	Car/Jeep Count	Car/Jeep Amount (In.Rs.)	LCV Count	LCV Amount (In. Rs.)	Bus / Truck Count	Bus / Truck Amount (In.Rs.)	MAV (Multi Axle Vechicle)Count	MAV (Multi Axle Vechicle)Amount (In.Rs.)
1	2	3	4	5	6	7	8	9
Single Journey	0	0	331	19860	407	42735	516	64500
Return Pass Sales	0	0	289	26010	311	48982.5	258	48375
Return Pass Entry	0	0	289	0	311	0	258	0
Daily Pass Sales	0	0	273	40950	232	60900	185	57812.5
Daily Pass Return Entry	0	0	1076	0	782	0	639	0
Monthly Pass Entry	0	0	424	0	330	0	89	0
Discount Coupons Sales 50%	0	0	29	0	14	0	12	0
Discount Coupons Sales 25%	0	0	0	0	0	0	0	0
MSRTC BUS Exempted Entry	0	0	0	0	1404	0	0	0
SCHOOL BUS Exempted Entry	0	0	0	0	1719	0	0	0
Government Exempted	0	0	88	0	101	0	27	0
Political parties vehicles Traffic count	0	0	1617	0	754	0	609	0
Plaza to plaza Exempted within 6 hours	0	0	103	0	128	0	140	0
Violation Entry	0	0	0	0	0	0	0	0
							Total Tollable Vechicle Count	7426
							Total NONTollable Vechicle Count	6319
							Total Vechicle Count	13,745.00
							Total Vechicle Amount	4,10,125.00
							Total Discount Sales	-
							Total Pass Sales	-
							Total Daily Collection	4,10,125.00

**Fastgo Infra Pvt.Ltd. And JV
Nagpur IRDP Toll
Daily Tollable & NON Tollable Traffic Count And Revenue Entry Details
(Count'd)**

Date		31-01-2025		
Section Name		Nagpur IRDP		
Bank Name Where Cash Depositing		-----		
Bank Account Number		-----		
Collection Depositing Date		-----		
Transaction Type	Car/Jeep Count	LCV Count	Bus / Truck Count	MAV (Multi Axle Vehicle)Count
Single Journey	0	331	407	516
Return Pass Sales	0	289	311	258
Return Pass Entry	0	289	311	258
Daily Pass Sales	0	273	232	185
Daily Pass Return Entry	0	1076	782	639
Discount Coupons Entry	0	29	14	12
Monthly Pass Entry	0	424	330	89
MSRTC BUS Exempted Entry	0	0	1404	0
SCHOOL BUS Exempted Entry	0	0	1719	0
Government Exempted	0	88	101	27
Political parties vehicles Traffic	0	1617	754	609
Plaza to plaza Exempted within 6	0	103	128	140
Violation Entry	0	0	0	0
			Total Tollable Vehicle Count	7,426
			Total NONTollable Vehicle Count	6,319
			Total Vehicle Count	13,745
			Total Vehicle Amount	4,10,125.00
			Total Discount Sales	-
			Total Pass Sales	-
			Total Daily Collection	4,10,125.00