



**Fastgo Infra Pvt.Ltd. And JV  
Nagpur IRDP Toll  
Daily Tollable & NON Tollable Traffic Count And Revenue Entry Details**

| Date                                                                                |                |                          | 01/03/2025  |                      |                   |                             |                                  |                                          |
|-------------------------------------------------------------------------------------|----------------|--------------------------|-------------|----------------------|-------------------|-----------------------------|----------------------------------|------------------------------------------|
| Section Name                                                                        |                |                          | Nagpur IRDP |                      |                   |                             |                                  |                                          |
| Bank Name Where Cash Depositing                                                     |                |                          | -----       |                      |                   |                             |                                  |                                          |
| Bank Account Number                                                                 |                |                          | -----       |                      |                   |                             |                                  |                                          |
| Collection Depositing Date                                                          |                |                          | -----       |                      |                   |                             |                                  |                                          |
| Transaction Type                                                                    | Car/Jeep Count | Car/Jeep Amount (In.Rs.) | LCV Count   | LCV Amount (In. Rs.) | Bus / Truck Count | Bus / Truck Amount (In.Rs.) | MAV (Multi Axle Vechicle)Count   | MAV (Multi Axle Vechicle)Amount (In.Rs.) |
| 1                                                                                   | 2              | 3                        | 4           | 5                    | 6                 | 7                           | 8                                | 9                                        |
| Single Journey                                                                      | 0              | 0                        | 338         | 20280                | 408               | 42840                       | 536                              | 67000                                    |
| Return Pass Sales                                                                   | 0              | 0                        | 295         | 26550                | 311               | 48982.5                     | 268                              | 50250                                    |
| Return Pass Entry                                                                   | 0              | 0                        | 295         | 0                    | 311               | 0                           | 268                              | 0                                        |
| Daily Pass Sales                                                                    | 0              | 0                        | 287         | 43050                | 273               | 71662.5                     | 191                              | 59687.5                                  |
| Daily Pass Return Entry                                                             | 0              | 0                        | 1009        | 0                    | 978               | 0                           | 665                              | 0                                        |
| Monthly Pass Entry                                                                  | 0              | 0                        | 521         | 0                    | 347               | 0                           | 98                               | 0                                        |
| Discount Coupons Sales 50%                                                          | 0              | 0                        | 34          | 0                    | 16                | 0                           | 13                               | 0                                        |
| Discount Coupons Sales 25%                                                          | 0              | 0                        | 0           | 0                    | 0                 | 0                           | 0                                | 0                                        |
| MSRTC BUS Exempted Entry                                                            | 0              | 0                        | 0           | 0                    | 1788              | 0                           | 0                                | 0                                        |
| SCHOOL BUS Exempted Entry                                                           | 0              | 0                        | 0           | 0                    | 1604              | 0                           | 0                                | 0                                        |
| Government Exempted                                                                 | 0              | 0                        | 99          | 0                    | 112               | 0                           | 32                               | 0                                        |
| Political parties vehicles Traffic count                                            | 0              | 0                        | 1776        | 0                    | 845               | 0                           | 688                              | 0                                        |
| Plaza to plaza Exempted within 6 hours                                              | 0              | 0                        | 128         | 0                    | 154               | 0                           | 157                              | 0                                        |
| Violation Entry                                                                     | 0              | 0                        | 0           | 0                    | 0                 | 0                           | 0                                | 0                                        |
|  |                |                          |             |                      |                   |                             | Total Tollable Vechicle Count    | 7901                                     |
|                                                                                     |                |                          |             |                      |                   |                             | Total NONTollable Vechicle Count | 6944                                     |
|                                                                                     |                |                          |             |                      |                   |                             | Total Vechicle Count             | 14,845.00                                |
|                                                                                     |                |                          |             |                      |                   |                             | Total Vechicle Amount            | 430,302.50                               |
|                                                                                     |                |                          |             |                      |                   |                             | Total Discount Sales             | 6,250.00                                 |
|                                                                                     |                |                          |             |                      |                   |                             | Total Pass Sales                 | 43,000.00                                |
|                                                                                     |                |                          |             |                      |                   |                             | Total Daily Collection           | 479,552.50                               |

**Fastgo Infra Pvt.Ltd. And JV  
Nagpur IRDP Toll  
Daily Tollable & NON Tollable Traffic Count And Revenue Entry Details  
(Count'd)**


| Date                                                                                |                | 01/03/2025  |                                 |                               |
|-------------------------------------------------------------------------------------|----------------|-------------|---------------------------------|-------------------------------|
| Section Name                                                                        |                | Nagpur IRDP |                                 |                               |
| Bank Name Where Cash Depositing                                                     |                | -----       |                                 |                               |
| Bank Account Number                                                                 |                | -----       |                                 |                               |
| Collection Depositing Date                                                          |                | -----       |                                 |                               |
| Transaction Type                                                                    | Car/Jeep Count | LCV Count   | Bus / Truck Count               | MAV (Multi Axle Vehicle)Count |
| Single Journey                                                                      | 0              | 338         | 408                             | 536                           |
| Return Pass Sales                                                                   | 0              | 295         | 311                             | 268                           |
| Return Pass Entry                                                                   | 0              | 295         | 311                             | 268                           |
| Daily Pass Sales                                                                    | 0              | 287         | 273                             | 191                           |
| Daily Pass Return Entry                                                             | 0              | 1009        | 978                             | 665                           |
| Discount Coupons Entry                                                              | 0              | 34          | 16                              | 13                            |
| Monthly Pass Entry                                                                  | 0              | 521         | 347                             | 98                            |
| MSRTC BUS Exempted Entry                                                            | 0              | 0           | 1788                            | 0                             |
| SCHOOL BUS Exempted Entry                                                           | 0              | 0           | 1604                            | 0                             |
| Government Exempted                                                                 | 0              | 99          | 112                             | 32                            |
| Political parties vehicles Traffic                                                  | 0              | 1776        | 845                             | 688                           |
| Plaza to plaza Exempted within 6                                                    | 0              | 128         | 154                             | 157                           |
| Violation Entry                                                                     | 0              | 0           | 0                               | 0                             |
|  |                |             | Total Tollable Vehicle Count    | 7,901                         |
|                                                                                     |                |             | Total NONTollable Vehicle Count | 6,944                         |
|                                                                                     |                |             | Total Vehicle Count             | 14,845                        |
|                                                                                     |                |             | Total Vehicle Amount            | 430,302.50                    |
|                                                                                     |                |             | Total Discount Sales            | 6,250.00                      |
|                                                                                     |                |             | Total Pass Sales                | 43,000.00                     |
|                                                                                     |                |             | Total Daily Collection          | 479,552.50                    |

**Fastgo Infra Pvt.Ltd. And JV  
Nagpur IRDP Toll  
Daily Tollable & NON Tollable Traffic Count And Revenue Entry Details**


| Date                                     |                |                          | 02/03/2025  |                      |                   |                             |                                |                                          |
|------------------------------------------|----------------|--------------------------|-------------|----------------------|-------------------|-----------------------------|--------------------------------|------------------------------------------|
| Section Name                             |                |                          | Nagpur IRDP |                      |                   |                             |                                |                                          |
| Bank Name Where Cash Depositing          |                |                          | -----       |                      |                   |                             |                                |                                          |
| Bank Account Number                      |                |                          | -----       |                      |                   |                             |                                |                                          |
| Collection Depositing Date               |                |                          | -----       |                      |                   |                             |                                |                                          |
| Transaction Type                         | Car/Jeep Count | Car/Jeep Amount (In.Rs.) | LCV Count   | LCV Amount (In. Rs.) | Bus / Truck Count | Bus / Truck Amount (In.Rs.) | MAV (Multi Axle Vechicle)Count | MAV (Multi Axle Vechicle)Amount (In.Rs.) |
| 1                                        | 2              | 3                        | 4           | 5                    | 6                 | 7                           | 8                              | 9                                        |
| Single Journey                           | 0              | 0                        | 208         | 12480                | 299               | 31395                       | 462                            | 57750                                    |
| Return Pass Sales                        | 0              | 0                        | 182         | 16380                | 227               | 35752.5                     | 232                            | 43500                                    |
| Return Pass Entry                        | 0              | 0                        | 182         | 0                    | 227               | 0                           | 232                            | 0                                        |
| Daily Pass Sales                         | 0              | 0                        | 173         | 25950                | 200               | 52500                       | 164                            | 51250                                    |
| Daily Pass Return Entry                  | 0              | 0                        | 963         | 0                    | 889               | 0                           | 644                            | 0                                        |
| Monthly Pass Entry                       | 0              | 0                        | 539         | 0                    | 347               | 0                           | 95                             | 0                                        |
| Discount Coupons Sales 50%               | 0              | 0                        | 33          | 0                    | 15                | 0                           | 13                             | 0                                        |
| Discount Coupons Sales 25%               | 0              | 0                        | 0           | 0                    | 0                 | 0                           | 0                              | 0                                        |
| MSRTC BUS Exempted Entry                 | 0              | 0                        | 0           | 0                    | 1731              | 0                           | 0                              | 0                                        |
| SCHOOL BUS Exempted Entry                | 0              | 0                        | 0           | 0                    | 0                 | 0                           | 0                              | 0                                        |
| Government Exempted                      | 0              | 0                        | 50          | 0                    | 108               | 0                           | 31                             | 0                                        |
| Political parties vehicles Traffic count | 0              | 0                        | 1718        | 0                    | 818               | 0                           | 666                            | 0                                        |
| Plaza to plaza Exempted within 6 hours   | 0              | 0                        | 124         | 0                    | 149               | 0                           | 151                            | 0                                        |
| Violation Entry                          | 0              | 0                        | 0           | 0                    | 0                 | 0                           | 0                              | 0                                        |
| <b>Total Tollable Vechicle Count</b>     |                |                          |             |                      |                   |                             | <b>6750</b>                    |                                          |
| <b>Total NONTollable Vechicle Count</b>  |                |                          |             |                      |                   |                             | <b>5122</b>                    |                                          |
| <b>Total Vechicle Count</b>              |                |                          |             |                      |                   |                             | <b>11,872.00</b>               |                                          |
| <b>Total Vechicle Amount</b>             |                |                          |             |                      |                   |                             | <b>326,957.50</b>              |                                          |
| <b>Total Discount Sales</b>              |                |                          |             |                      |                   |                             | <b>-</b>                       |                                          |
| <b>Total Pass Sales</b>                  |                |                          |             |                      |                   |                             | <b>-</b>                       |                                          |
| <b>Total Daily Collection</b>            |                |                          |             |                      |                   |                             | <b>326,957.50</b>              |                                          |




**Fastgo Infra Pvt.Ltd. And JV  
Nagpur IRDP Toll  
Daily Tollable & NON Tollable Traffic Count And Revenue Entry Details  
(Count'd)**

| Date                                                                                |                | 02/03/2025  |                                 |                               |
|-------------------------------------------------------------------------------------|----------------|-------------|---------------------------------|-------------------------------|
| Section Name                                                                        |                | Nagpur IRDP |                                 |                               |
| Bank Name Where Cash Depositing                                                     |                | -----       |                                 |                               |
| Bank Account Number                                                                 |                | -----       |                                 |                               |
| Collection Depositing Date                                                          |                | -----       |                                 |                               |
| Transaction Type                                                                    | Car/Jeep Count | LCV Count   | Bus / Truck Count               | MAV (Multi Axle Vehicle)Count |
| Single Journey                                                                      | 0              | 208         | 299                             | 462                           |
| Return Pass Sales                                                                   | 0              | 182         | 227                             | 232                           |
| Return Pass Entry                                                                   | 0              | 182         | 227                             | 232                           |
| Daily Pass Sales                                                                    | 0              | 173         | 200                             | 164                           |
| Daily Pass Return Entry                                                             | 0              | 963         | 889                             | 644                           |
| Discount Coupons Entry                                                              | 0              | 33          | 15                              | 13                            |
| Monthly Pass Entry                                                                  | 0              | 539         | 347                             | 95                            |
| MSRTC BUS Exempted Entry                                                            | 0              | 0           | 1731                            | 0                             |
| SCHOOL BUS Exempted Entry                                                           | 0              | 0           | 0                               | 0                             |
| Government Exempted                                                                 | 0              | 50          | 108                             | 31                            |
| Political parties vehicles Traffic                                                  | 0              | 1718        | 818                             | 666                           |
| Plaza to plaza Exempted within 6                                                    | 0              | 124         | 149                             | 151                           |
| Violation Entry                                                                     | 0              | 0           | 0                               | 0                             |
|  |                |             | Total Tollable Vehicle Count    | 6,750                         |
|                                                                                     |                |             | Total NONTollable Vehicle Count | 5,122                         |
|                                                                                     |                |             | Total Vehicle Count             | 11,872                        |
|                                                                                     |                |             | Total Vehicle Amount            | 326,957.50                    |
|                                                                                     |                |             | Total Discount Sales            | -                             |
|                                                                                     |                |             | Total Pass Sales                | -                             |
|                                                                                     |                |             | Total Daily Collection          | 326,957.50                    |


**Fastgo Infra Pvt.Ltd. And JV  
Nagpur IRDP Toll  
Daily Tollable & NON Tollable Traffic Count And Revenue Entry Details**

| Date                                                                                |                |                          | 03/03/2025  |                      |                   |                             |                                  |                                          |
|-------------------------------------------------------------------------------------|----------------|--------------------------|-------------|----------------------|-------------------|-----------------------------|----------------------------------|------------------------------------------|
| Section Name                                                                        |                |                          | Nagpur IRDP |                      |                   |                             |                                  |                                          |
| Bank Name Where Cash Depositing                                                     |                |                          | -----       |                      |                   |                             |                                  |                                          |
| Bank Account Number                                                                 |                |                          | -----       |                      |                   |                             |                                  |                                          |
| Collection Depositing Date                                                          |                |                          | -----       |                      |                   |                             |                                  |                                          |
| Transaction Type                                                                    | Car/Jeep Count | Car/Jeep Amount (In.Rs.) | LCV Count   | LCV Amount (In. Rs.) | Bus / Truck Count | Bus / Truck Amount (In.Rs.) | MAV (Multi Axle Vechicle)Count   | MAV (Multi Axle Vechicle)Amount (In.Rs.) |
| 1                                                                                   | 2              | 3                        | 4           | 5                    | 6                 | 7                           | 8                                | 9                                        |
| Single Journey                                                                      | 0              | 0                        | 342         | 20520                | 399               | 41895                       | 511                              | 63875                                    |
| Return Pass Sales                                                                   | 0              | 0                        | 300         | 27000                | 303               | 47722.5                     | 254                              | 47625                                    |
| Return Pass Entry                                                                   | 0              | 0                        | 300         | 0                    | 303               | 0                           | 254                              | 0                                        |
| Daily Pass Sales                                                                    | 0              | 0                        | 282         | 42300                | 264               | 69300                       | 182                              | 56875                                    |
| Daily Pass Return Entry                                                             | 0              | 0                        | 986         | 0                    | 850               | 0                           | 525                              | 0                                        |
| Monthly Pass Entry                                                                  | 0              | 0                        | 445         | 0                    | 290               | 0                           | 83                               | 0                                        |
| Discount Coupons Sales 50%                                                          | 0              | 0                        | 26          | 0                    | 14                | 0                           | 12                               | 0                                        |
| Discount Coupons Sales 25%                                                          | 0              | 0                        | 0           | 0                    | 0                 | 0                           | 0                                | 0                                        |
| MSRTC BUS Exempted Entry                                                            | 0              | 0                        | 0           | 0                    | 1546              | 0                           | 0                                | 0                                        |
| SCHOOL BUS Exempted Entry                                                           | 0              | 0                        | 0           | 0                    | 1879              | 0                           | 0                                | 0                                        |
| Government Exempted                                                                 | 0              | 0                        | 80          | 0                    | 92                | 0                           | 32                               | 0                                        |
| Political parties vehicles Traffic count                                            | 0              | 0                        | 1518        | 0                    | 819               | 0                           | 700                              | 0                                        |
| Plaza to plaza Exempted within 6 hours                                              | 0              | 0                        | 104         | 0                    | 125               | 0                           | 139                              | 0                                        |
| Violation Entry                                                                     | 0              | 0                        | 0           | 0                    | 0                 | 0                           | 0                                | 0                                        |
|  |                |                          |             |                      |                   |                             | Total Tollable Vechicle Count    | 7293                                     |
|                                                                                     |                |                          |             |                      |                   |                             | Total NONTollable Vechicle Count | 6666                                     |
|                                                                                     |                |                          |             |                      |                   |                             | Total Vechicle Count             | 13,959.00                                |
|                                                                                     |                |                          |             |                      |                   |                             | Total Vechicle Amount            | 417,112.50                               |
|                                                                                     |                |                          |             |                      |                   |                             | Total Discount Sales             | 5,250.00                                 |
|                                                                                     |                |                          |             |                      |                   |                             | Total Pass Sales                 | 31,500.00                                |
|                                                                                     |                |                          |             |                      |                   |                             | Total Daily Collection           | 453,862.50                               |


**Fastgo Infra Pvt.Ltd. And JV  
Nagpur IRDP Toll  
Daily Tollable & NON Tollable Traffic Count And Revenue Entry Details  
(Count'd)**

| Date                                                                                |                | 03/03/2025  |                                 |                               |
|-------------------------------------------------------------------------------------|----------------|-------------|---------------------------------|-------------------------------|
| Section Name                                                                        |                | Nagpur IRDP |                                 |                               |
| Bank Name Where Cash Depositing                                                     |                | -----       |                                 |                               |
| Bank Account Number                                                                 |                | -----       |                                 |                               |
| Collection Depositing Date                                                          |                | -----       |                                 |                               |
| Transaction Type                                                                    | Car/Jeep Count | LCV Count   | Bus / Truck Count               | MAV (Multi Axle Vehicle)Count |
| Single Journey                                                                      | 0              | 342         | 399                             | 511                           |
| Return Pass Sales                                                                   | 0              | 300         | 303                             | 254                           |
| Return Pass Entry                                                                   | 0              | 300         | 303                             | 254                           |
| Daily Pass Sales                                                                    | 0              | 282         | 264                             | 182                           |
| Daily Pass Return Entry                                                             | 0              | 986         | 850                             | 525                           |
| Discount Coupons Entry                                                              | 0              | 26          | 14                              | 12                            |
| Monthly Pass Entry                                                                  | 0              | 445         | 290                             | 83                            |
| MSRTC BUS Exempted Entry                                                            | 0              | 0           | 1546                            | 0                             |
| SCHOOL BUS Exempted Entry                                                           | 0              | 0           | 1879                            | 0                             |
| Government Exempted                                                                 | 0              | 80          | 92                              | 32                            |
| Political parties vehicles Traffic                                                  | 0              | 1518        | 819                             | 700                           |
| Plaza to plaza Exempted within 6                                                    | 0              | 104         | 125                             | 139                           |
| Violation Entry                                                                     | 0              | 0           | 0                               | 0                             |
|  |                |             | Total Tollable Vehicle Count    | 7,293                         |
|                                                                                     |                |             | Total NONTollable Vehicle Count | 6,666                         |
|                                                                                     |                |             | Total Vehicle Count             | 13,959                        |
|                                                                                     |                |             | Total Vehicle Amount            | 417,112.50                    |
|                                                                                     |                |             | Total Discount Sales            | 5,250.00                      |
|                                                                                     |                |             | Total Pass Sales                | 31,500.00                     |
|                                                                                     |                |             | Total Daily Collection          | 453,862.50                    |

**Fastgo Infra Pvt.Ltd. And JV  
Nagpur IRDP Toll  
Daily Tollable & NON Tollable Traffic Count And Revenue Entry Details**

| Date                                                                                |                | 04/03/2025               |           |                      |                   |                             |                                  |                                          |
|-------------------------------------------------------------------------------------|----------------|--------------------------|-----------|----------------------|-------------------|-----------------------------|----------------------------------|------------------------------------------|
| Section Name                                                                        |                | Nagpur IRDP              |           |                      |                   |                             |                                  |                                          |
| Bank Name Where Cash Depositing                                                     |                | -----                    |           |                      |                   |                             |                                  |                                          |
| Bank Account Number                                                                 |                | -----                    |           |                      |                   |                             |                                  |                                          |
| Collection Depositing Date                                                          |                | -----                    |           |                      |                   |                             |                                  |                                          |
| Transaction Type                                                                    | Car/Jeep Count | Car/Jeep Amount (In.Rs.) | LCV Count | LCV Amount (In. Rs.) | Bus / Truck Count | Bus / Truck Amount (In.Rs.) | MAV (Multi Axle Vechicle)Count   | MAV (Multi Axle Vechicle)Amount (In.Rs.) |
| 1                                                                                   | 2              | 3                        | 4         | 5                    | 6                 | 7                           | 8                                | 9                                        |
| Single Journey                                                                      | 0              | 0                        | 339       | 20340                | 400               | 42000                       | 536                              | 67000                                    |
| Return Pass Sales                                                                   | 0              | 0                        | 295       | 26550                | 305               | 48037.5                     | 268                              | 50250                                    |
| Return Pass Entry                                                                   | 0              | 0                        | 295       | 0                    | 305               | 0                           | 268                              | 0                                        |
| Daily Pass Sales                                                                    | 0              | 0                        | 280       | 42000                | 267               | 70087.5                     | 191                              | 59687.5                                  |
| Daily Pass Return Entry                                                             | 0              | 0                        | 992       | 0                    | 975               | 0                           | 708                              | 0                                        |
| Monthly Pass Entry                                                                  | 0              | 0                        | 416       | 0                    | 325               | 0                           | 98                               | 0                                        |
| Discount Coupons Sales 50%                                                          | 0              | 0                        | 28        | 0                    | 16                | 0                           | 13                               | 0                                        |
| Discount Coupons Sales 25%                                                          | 0              | 0                        | 0         | 0                    | 0                 | 0                           | 0                                | 0                                        |
| MSRTC BUS Exempted Entry                                                            | 0              | 0                        | 0         | 0                    | 1783              | 0                           | 0                                | 0                                        |
| SCHOOL BUS Exempted Entry                                                           | 0              | 0                        | 0         | 0                    | 1913              | 0                           | 0                                | 0                                        |
| Government Exempted                                                                 | 0              | 0                        | 99        | 0                    | 104               | 0                           | 32                               | 0                                        |
| Political parties vehicles Traffic count                                            | 0              | 0                        | 1770      | 0                    | 841               | 0                           | 686                              | 0                                        |
| Plaza to plaza Exempted within 6 hours                                              | 0              | 0                        | 127       | 0                    | 153               | 0                           | 156                              | 0                                        |
| Violation Entry                                                                     | 0              | 0                        | 0         | 0                    | 0                 | 0                           | 0                                | 0                                        |
|  |                |                          |           |                      |                   |                             | Total Tollable Vechicle Count    | 7756                                     |
|                                                                                     |                |                          |           |                      |                   |                             | Total NONTollable Vechicle Count | 7228                                     |
|                                                                                     |                |                          |           |                      |                   |                             | Total Vechicle Count             | 14,984.00                                |
|                                                                                     |                |                          |           |                      |                   |                             | Total Vechicle Amount            | 425,952.50                               |
|                                                                                     |                |                          |           |                      |                   |                             | Total Discount Sales             | 10,500.00                                |
|                                                                                     |                |                          |           |                      |                   |                             | Total Pass Sales                 | 60,750.00                                |
|                                                                                     |                |                          |           |                      |                   |                             | Total Daily Collection           | 497,202.50                               |

**Fastgo Infra Pvt.Ltd. And JV  
Nagpur IRDP Toll  
Daily Tollable & NON Tollable Traffic Count And Revenue Entry Details  
(Count'd)**

| Date                                                                                |                | 04/03/2025  |                                 |                               |
|-------------------------------------------------------------------------------------|----------------|-------------|---------------------------------|-------------------------------|
| Section Name                                                                        |                | Nagpur IRDP |                                 |                               |
| Bank Name Where Cash Depositing                                                     |                | -----       |                                 |                               |
| Bank Account Number                                                                 |                | -----       |                                 |                               |
| Collection Depositing Date                                                          |                | -----       |                                 |                               |
| Transaction Type                                                                    | Car/Jeep Count | LCV Count   | Bus / Truck Count               | MAV (Multi Axle Vehicle)Count |
| Single Journey                                                                      | 0              | 339         | 400                             | 536                           |
| Return Pass Sales                                                                   | 0              | 295         | 305                             | 268                           |
| Return Pass Entry                                                                   | 0              | 295         | 305                             | 268                           |
| Daily Pass Sales                                                                    | 0              | 280         | 267                             | 191                           |
| Daily Pass Return Entry                                                             | 0              | 992         | 975                             | 708                           |
| Discount Coupons Entry                                                              | 0              | 28          | 16                              | 13                            |
| Monthly Pass Entry                                                                  | 0              | 416         | 325                             | 98                            |
| MSRTC BUS Exempted Entry                                                            | 0              | 0           | 1783                            | 0                             |
| SCHOOL BUS Exempted Entry                                                           | 0              | 0           | 1913                            | 0                             |
| Government Exempted                                                                 | 0              | 99          | 104                             | 32                            |
| Political parties vehicles Traffic                                                  | 0              | 1770        | 841                             | 686                           |
| Plaza to plaza Exempted within 6                                                    | 0              | 127         | 153                             | 156                           |
| Violation Entry                                                                     | 0              | 0           | 0                               | 0                             |
|  |                |             | Total Tollable Vehicle Count    | 7,756                         |
|                                                                                     |                |             | Total NONTollable Vehicle Count | 7,228                         |
|                                                                                     |                |             | Total Vehicle Count             | 14,984                        |
|                                                                                     |                |             | Total Vehicle Amount            | 425,952.50                    |
|                                                                                     |                |             | Total Discount Sales            | 10,500.00                     |
|                                                                                     |                |             | Total Pass Sales                | 60,750.00                     |
|                                                                                     |                |             | Total Daily Collection          | 497,202.50                    |




**Fastgo Infra Pvt.Ltd. And JV  
Nagpur IRDP Toll  
Daily Tollable & NON Tollable Traffic Count And Revenue Entry Details**


| Date                                     |                |                          | 05/03/2025  |                      |                   |                             |                                |                                          |
|------------------------------------------|----------------|--------------------------|-------------|----------------------|-------------------|-----------------------------|--------------------------------|------------------------------------------|
| Section Name                             |                |                          | Nagpur IRDP |                      |                   |                             |                                |                                          |
| Bank Name Where Cash Depositing          |                |                          | -----       |                      |                   |                             |                                |                                          |
| Bank Account Number                      |                |                          | -----       |                      |                   |                             |                                |                                          |
| Collection Depositing Date               |                |                          | -----       |                      |                   |                             |                                |                                          |
| Transaction Type                         | Car/Jeep Count | Car/Jeep Amount (In.Rs.) | LCV Count   | LCV Amount (In. Rs.) | Bus / Truck Count | Bus / Truck Amount (In.Rs.) | MAV (Multi Axle Vechicle)Count | MAV (Multi Axle Vechicle)Amount (In.Rs.) |
| 1                                        | 2              | 3                        | 4           | 5                    | 6                 | 7                           | 8                              | 9                                        |
| Single Journey                           | 0              | 0                        | 300         | 18000                | 358               | 37590                       | 494                            | 61750                                    |
| Return Pass Sales                        | 0              | 0                        | 263         | 23670                | 273               | 42997.5                     | 247                            | 46312.5                                  |
| Return Pass Entry                        | 0              | 0                        | 263         | 0                    | 273               | 0                           | 247                            | 0                                        |
| Daily Pass Sales                         | 0              | 0                        | 248         | 37200                | 238               | 62475                       | 175                            | 54687.5                                  |
| Daily Pass Return Entry                  | 0              | 0                        | 583         | 0                    | 1048              | 0                           | 713                            | 0                                        |
| Monthly Pass Entry                       | 0              | 0                        | 432         | 0                    | 381               | 0                           | 92                             | 0                                        |
| Discount Coupons Sales 50%               | 0              | 0                        | 35          | 0                    | 17                | 0                           | 14                             | 0                                        |
| Discount Coupons Sales 25%               | 0              | 0                        | 0           | 0                    | 0                 | 0                           | 0                              | 0                                        |
| MSRTC BUS Exempted Entry                 | 0              | 0                        | 0           | 0                    | 1861              | 0                           | 0                              | 0                                        |
| SCHOOL BUS Exempted Entry                | 0              | 0                        | 0           | 0                    | 1921              | 0                           | 0                              | 0                                        |
| Government Exempted                      | 0              | 0                        | 105         | 0                    | 119               | 0                           | 32                             | 0                                        |
| Political parties vehicles Traffic count | 0              | 0                        | 1781        | 0                    | 815               | 0                           | 737                            | 0                                        |
| Plaza to plaza Exempted within 6 hours   | 0              | 0                        | 137         | 0                    | 122               | 0                           | 168                            | 0                                        |
| Violation Entry                          | 0              | 0                        | 0           | 0                    | 0                 | 0                           | 0                              | 0                                        |
| <b>Total Tollable Vechicle Count</b>     |                |                          |             |                      |                   |                             | <b>7121</b>                    |                                          |
| <b>Total NONTollable Vechicle Count</b>  |                |                          |             |                      |                   |                             | <b>7371</b>                    |                                          |
| <b>Total Vechicle Count</b>              |                |                          |             |                      |                   |                             | <b>14,492.00</b>               |                                          |
| <b>Total Vechicle Amount</b>             |                |                          |             |                      |                   |                             | <b>384,682.50</b>              |                                          |
| <b>Total Discount Sales</b>              |                |                          |             |                      |                   |                             | <b>-</b>                       |                                          |
| <b>Total Pass Sales</b>                  |                |                          |             |                      |                   |                             | <b>-</b>                       |                                          |
| <b>Total Daily Collection</b>            |                |                          |             |                      |                   |                             | <b>384,682.50</b>              |                                          |




**Fastgo Infra Pvt.Ltd. And JV  
Nagpur IRDP Toll  
Daily Tollable & NON Tollable Traffic Count And Revenue Entry Details  
(Count'd)**

| Date                                                                                |                | 05/03/2025  |                                 |                               |
|-------------------------------------------------------------------------------------|----------------|-------------|---------------------------------|-------------------------------|
| Section Name                                                                        |                | Nagpur IRDP |                                 |                               |
| Bank Name Where Cash Depositing                                                     |                | -----       |                                 |                               |
| Bank Account Number                                                                 |                | -----       |                                 |                               |
| Collection Depositing Date                                                          |                | -----       |                                 |                               |
| Transaction Type                                                                    | Car/Jeep Count | LCV Count   | Bus / Truck Count               | MAV (Multi Axle Vehicle)Count |
| Single Journey                                                                      | 0              | 300         | 358                             | 494                           |
| Return Pass Sales                                                                   | 0              | 263         | 273                             | 247                           |
| Return Pass Entry                                                                   | 0              | 263         | 273                             | 247                           |
| Daily Pass Sales                                                                    | 0              | 248         | 238                             | 175                           |
| Daily Pass Return Entry                                                             | 0              | 583         | 1048                            | 713                           |
| Discount Coupons Entry                                                              | 0              | 35          | 17                              | 14                            |
| Monthly Pass Entry                                                                  | 0              | 432         | 381                             | 92                            |
| MSRTC BUS Exempted Entry                                                            | 0              | 0           | 1861                            | 0                             |
| SCHOOL BUS Exempted Entry                                                           | 0              | 0           | 1921                            | 0                             |
| Government Exempted                                                                 | 0              | 105         | 119                             | 32                            |
| Political parties vehicles Traffic                                                  | 0              | 1781        | 815                             | 737                           |
| Plaza to plaza Exempted within 6                                                    | 0              | 137         | 122                             | 168                           |
| Violation Entry                                                                     | 0              | 0           | 0                               | 0                             |
|  |                |             | Total Tollable Vehicle Count    | 7,121                         |
|                                                                                     |                |             | Total NONTollable Vehicle Count | 7,371                         |
|                                                                                     |                |             | Total Vehicle Count             | 14,492                        |
|                                                                                     |                |             | Total Vehicle Amount            | 384,682.50                    |
|                                                                                     |                |             | Total Discount Sales            | -                             |
|                                                                                     |                |             | Total Pass Sales                | -                             |
|                                                                                     |                |             | Total Daily Collection          | 384,682.50                    |


**Fastgo Infra Pvt.Ltd. And JV  
Nagpur IRDP Toll  
Daily Tollable & NON Tollable Traffic Count And Revenue Entry Details**

| Date                                                                                |                |                          | 06/03/2025  |                      |                   |                             |                                  |                                          |
|-------------------------------------------------------------------------------------|----------------|--------------------------|-------------|----------------------|-------------------|-----------------------------|----------------------------------|------------------------------------------|
| Section Name                                                                        |                |                          | Nagpur IRDP |                      |                   |                             |                                  |                                          |
| Bank Name Where Cash Depositing                                                     |                |                          | -----       |                      |                   |                             |                                  |                                          |
| Bank Account Number                                                                 |                |                          | -----       |                      |                   |                             |                                  |                                          |
| Collection Depositing Date                                                          |                |                          | -----       |                      |                   |                             |                                  |                                          |
| Transaction Type                                                                    | Car/Jeep Count | Car/Jeep Amount (In.Rs.) | LCV Count   | LCV Amount (In. Rs.) | Bus / Truck Count | Bus / Truck Amount (In.Rs.) | MAV (Multi Axle Vechicle)Count   | MAV (Multi Axle Vechicle)Amount (In.Rs.) |
| 1                                                                                   | 2              | 3                        | 4           | 5                    | 6                 | 7                           | 8                                | 9                                        |
| Single Journey                                                                      | 0              | 0                        | 327         | 19620                | 409               | 42945                       | 532                              | 66500                                    |
| Return Pass Sales                                                                   | 0              | 0                        | 286         | 25740                | 311               | 48982.5                     | 267                              | 50062.5                                  |
| Return Pass Entry                                                                   | 0              | 0                        | 286         | 0                    | 311               | 0                           | 267                              | 0                                        |
| Daily Pass Sales                                                                    | 0              | 0                        | 270         | 40500                | 273               | 71662.5                     | 190                              | 59375                                    |
| Daily Pass Return Entry                                                             | 0              | 0                        | 632         | 0                    | 994               | 0                           | 676                              | 0                                        |
| Monthly Pass Entry                                                                  | 0              | 0                        | 548         | 0                    | 337               | 0                           | 103                              | 0                                        |
| Discount Coupons Sales 50%                                                          | 0              | 0                        | 38          | 0                    | 14                | 0                           | 12                               | 0                                        |
| Discount Coupons Sales 25%                                                          | 0              | 0                        | 0           | 0                    | 0                 | 0                           | 0                                | 0                                        |
| MSRTC BUS Exempted Entry                                                            | 0              | 0                        | 0           | 0                    | 1882              | 0                           | 0                                | 0                                        |
| SCHOOL BUS Exempted Entry                                                           | 0              | 0                        | 0           | 0                    | 2021              | 0                           | 0                                | 0                                        |
| Government Exempted                                                                 | 0              | 0                        | 106         | 0                    | 102               | 0                           | 28                               | 0                                        |
| Political parties vehicles Traffic count                                            | 0              | 0                        | 1806        | 0                    | 859               | 0                           | 691                              | 0                                        |
| Plaza to plaza Exempted within 6 hours                                              | 0              | 0                        | 130         | 0                    | 157               | 0                           | 149                              | 0                                        |
| Violation Entry                                                                     | 0              | 0                        | 0           | 0                    | 0                 | 0                           | 0                                | 0                                        |
|  |                |                          |             |                      |                   |                             | Total Tollable Vechicle Count    | 7519                                     |
|                                                                                     |                |                          |             |                      |                   |                             | Total NONTollable Vechicle Count | 7495                                     |
|                                                                                     |                |                          |             |                      |                   |                             | Total Vechicle Count             | 15,014.00                                |
|                                                                                     |                |                          |             |                      |                   |                             | Total Vechicle Amount            | 425,387.50                               |
|                                                                                     |                |                          |             |                      |                   |                             | Total Discount Sales             | 9,000.00                                 |
|                                                                                     |                |                          |             |                      |                   |                             | Total Pass Sales                 | 36,750.00                                |
|                                                                                     |                |                          |             |                      |                   |                             | Total Daily Collection           | 471,137.50                               |


**Fastgo Infra Pvt.Ltd. And JV  
Nagpur IRDP Toll  
Daily Tollable & NON Tollable Traffic Count And Revenue Entry Details  
(Count'd)**

| Date                                                                                |                | 06/03/2025  |                                 |                               |
|-------------------------------------------------------------------------------------|----------------|-------------|---------------------------------|-------------------------------|
| Section Name                                                                        |                | Nagpur IRDP |                                 |                               |
| Bank Name Where Cash Depositing                                                     |                | -----       |                                 |                               |
| Bank Account Number                                                                 |                | -----       |                                 |                               |
| Collection Depositing Date                                                          |                | -----       |                                 |                               |
| Transaction Type                                                                    | Car/Jeep Count | LCV Count   | Bus / Truck Count               | MAV (Multi Axle Vehicle)Count |
| Single Journey                                                                      | 0              | 327         | 409                             | 532                           |
| Return Pass Sales                                                                   | 0              | 286         | 311                             | 267                           |
| Return Pass Entry                                                                   | 0              | 286         | 311                             | 267                           |
| Daily Pass Sales                                                                    | 0              | 270         | 273                             | 190                           |
| Daily Pass Return Entry                                                             | 0              | 632         | 994                             | 676                           |
| Discount Coupons Entry                                                              | 0              | 38          | 14                              | 12                            |
| Monthly Pass Entry                                                                  | 0              | 548         | 337                             | 103                           |
| MSRTC BUS Exempted Entry                                                            | 0              | 0           | 1882                            | 0                             |
| SCHOOL BUS Exempted Entry                                                           | 0              | 0           | 2021                            | 0                             |
| Government Exempted                                                                 | 0              | 106         | 102                             | 28                            |
| Political parties vehicles Traffic                                                  | 0              | 1806        | 859                             | 691                           |
| Plaza to plaza Exempted within 6                                                    | 0              | 130         | 157                             | 149                           |
| Violation Entry                                                                     | 0              | 0           | 0                               | 0                             |
|  |                |             | Total Tollable Vehicle Count    | 7,519                         |
|                                                                                     |                |             | Total NONTollable Vehicle Count | 7,495                         |
|                                                                                     |                |             | Total Vehicle Count             | 15,014                        |
|                                                                                     |                |             | Total Vehicle Amount            | 425,387.50                    |
|                                                                                     |                |             | Total Discount Sales            | 9,000.00                      |
|                                                                                     |                |             | Total Pass Sales                | 36,750.00                     |
|                                                                                     |                |             | Total Daily Collection          | 471,137.50                    |


**Fastgo Infra Pvt.Ltd. And JV  
Nagpur IRDP Toll  
Daily Tollable & NON Tollable Traffic Count And Revenue Entry Details**

| Date                                                                                |                |                          | 07/03/2025  |                      |                   |                             |                                  |                                          |
|-------------------------------------------------------------------------------------|----------------|--------------------------|-------------|----------------------|-------------------|-----------------------------|----------------------------------|------------------------------------------|
| Section Name                                                                        |                |                          | Nagpur IRDP |                      |                   |                             |                                  |                                          |
| Bank Name Where Cash Depositing                                                     |                |                          | -----       |                      |                   |                             |                                  |                                          |
| Bank Account Number                                                                 |                |                          | -----       |                      |                   |                             |                                  |                                          |
| Collection Depositing Date                                                          |                |                          | -----       |                      |                   |                             |                                  |                                          |
| Transaction Type                                                                    | Car/Jeep Count | Car/Jeep Amount (In.Rs.) | LCV Count   | LCV Amount (In. Rs.) | Bus / Truck Count | Bus / Truck Amount (In.Rs.) | MAV (Multi Axle Vechicle)Count   | MAV (Multi Axle Vechicle)Amount (In.Rs.) |
| 1                                                                                   | 2              | 3                        | 4           | 5                    | 6                 | 7                           | 8                                | 9                                        |
| Single Journey                                                                      | 0              | 0                        | 326         | 19560                | 405               | 42525                       | 540                              | 67500                                    |
| Return Pass Sales                                                                   | 0              | 0                        | 286         | 25740                | 309               | 48667.5                     | 270                              | 50625                                    |
| Return Pass Entry                                                                   | 0              | 0                        | 286         | 0                    | 309               | 0                           | 270                              | 0                                        |
| Daily Pass Sales                                                                    | 0              | 0                        | 268         | 40200                | 270               | 70875                       | 193                              | 60312.5                                  |
| Daily Pass Return Entry                                                             | 0              | 0                        | 904         | 0                    | 978               | 0                           | 758                              | 0                                        |
| Monthly Pass Entry                                                                  | 0              | 0                        | 487         | 0                    | 365               | 0                           | 96                               | 0                                        |
| Discount Coupons Sales 50%                                                          | 0              | 0                        | 29          | 0                    | 17                | 0                           | 15                               | 0                                        |
| Discount Coupons Sales 25%                                                          | 0              | 0                        | 0           | 0                    | 0                 | 0                           | 0                                | 0                                        |
| MSRTC BUS Exempted Entry                                                            | 0              | 0                        | 0           | 0                    | 1731              | 0                           | 0                                | 0                                        |
| SCHOOL BUS Exempted Entry                                                           | 0              | 0                        | 0           | 0                    | 1766              | 0                           | 0                                | 0                                        |
| Government Exempted                                                                 | 0              | 0                        | 94          | 0                    | 102               | 0                           | 29                               | 0                                        |
| Political parties vehicles Traffic count                                            | 0              | 0                        | 1754        | 0                    | 931               | 0                           | 707                              | 0                                        |
| Plaza to plaza Exempted within 6 hours                                              | 0              | 0                        | 116         | 0                    | 140               | 0                           | 142                              | 0                                        |
| Violation Entry                                                                     | 0              | 0                        | 0           | 0                    | 0                 | 0                           | 0                                | 0                                        |
|  |                |                          |             |                      |                   |                             | Total Tollable Vechicle Count    | 7779                                     |
|                                                                                     |                |                          |             |                      |                   |                             | Total NONTollable Vechicle Count | 7114                                     |
|                                                                                     |                |                          |             |                      |                   |                             | Total Vechicle Count             | 14,893.00                                |
|                                                                                     |                |                          |             |                      |                   |                             | Total Vechicle Amount            | 426,005.00                               |
|                                                                                     |                |                          |             |                      |                   |                             | Total Discount Sales             | 9,000.00                                 |
|                                                                                     |                |                          |             |                      |                   |                             | Total Pass Sales                 | 31,250.00                                |
|                                                                                     |                |                          |             |                      |                   |                             | Total Daily Collection           | 466,255.00                               |


**Fastgo Infra Pvt.Ltd. And JV  
Nagpur IRDP Toll  
Daily Tollable & NON Tollable Traffic Count And Revenue Entry Details  
(Count'd)**

| Date                                                                                |                | 07/03/2025  |                                 |                               |
|-------------------------------------------------------------------------------------|----------------|-------------|---------------------------------|-------------------------------|
| Section Name                                                                        |                | Nagpur IRDP |                                 |                               |
| Bank Name Where Cash Depositing                                                     |                | -----       |                                 |                               |
| Bank Account Number                                                                 |                | -----       |                                 |                               |
| Collection Depositing Date                                                          |                | -----       |                                 |                               |
| Transaction Type                                                                    | Car/Jeep Count | LCV Count   | Bus / Truck Count               | MAV (Multi Axle Vehicle)Count |
| Single Journey                                                                      | 0              | 326         | 405                             | 540                           |
| Return Pass Sales                                                                   | 0              | 286         | 309                             | 270                           |
| Return Pass Entry                                                                   | 0              | 286         | 309                             | 270                           |
| Daily Pass Sales                                                                    | 0              | 268         | 270                             | 193                           |
| Daily Pass Return Entry                                                             | 0              | 904         | 978                             | 758                           |
| Discount Coupons Entry                                                              | 0              | 29          | 17                              | 15                            |
| Monthly Pass Entry                                                                  | 0              | 487         | 365                             | 96                            |
| MSRTC BUS Exempted Entry                                                            | 0              | 0           | 1731                            | 0                             |
| SCHOOL BUS Exempted Entry                                                           | 0              | 0           | 1766                            | 0                             |
| Government Exempted                                                                 | 0              | 94          | 102                             | 29                            |
| Political parties vehicles Traffic                                                  | 0              | 1754        | 931                             | 707                           |
| Plaza to plaza Exempted within 6                                                    | 0              | 116         | 140                             | 142                           |
| Violation Entry                                                                     | 0              | 0           | 0                               | 0                             |
|  |                |             | Total Tollable Vehicle Count    | 7,779                         |
|                                                                                     |                |             | Total NONTollable Vehicle Count | 7,114                         |
|                                                                                     |                |             | Total Vehicle Count             | 14,893                        |
|                                                                                     |                |             | Total Vehicle Amount            | 426,005.00                    |
|                                                                                     |                |             | Total Discount Sales            | 9,000.00                      |
|                                                                                     |                |             | Total Pass Sales                | 31,250.00                     |
|                                                                                     |                |             | Total Daily Collection          | 466,255.00                    |

**Fastgo Infra Pvt.Ltd. And JV  
Nagpur IRDP Toll  
Daily Tollable & NON Tollable Traffic Count And Revenue Entry Details**


| Date                                                                                |                |                          | 08/03/2025  |                      |                   |                             |                                  |                                          |
|-------------------------------------------------------------------------------------|----------------|--------------------------|-------------|----------------------|-------------------|-----------------------------|----------------------------------|------------------------------------------|
| Section Name                                                                        |                |                          | Nagpur IRDP |                      |                   |                             |                                  |                                          |
| Bank Name Where Cash Depositing                                                     |                |                          | -----       |                      |                   |                             |                                  |                                          |
| Bank Account Number                                                                 |                |                          | -----       |                      |                   |                             |                                  |                                          |
| Collection Depositing Date                                                          |                |                          | -----       |                      |                   |                             |                                  |                                          |
| Transaction Type                                                                    | Car/Jeep Count | Car/Jeep Amount (In.Rs.) | LCV Count   | LCV Amount (In. Rs.) | Bus / Truck Count | Bus / Truck Amount (In.Rs.) | MAV (Multi Axle Vechicle)Count   | MAV (Multi Axle Vechicle)Amount (In.Rs.) |
| 1                                                                                   | 2              | 3                        | 4           | 5                    | 6                 | 7                           | 8                                | 9                                        |
| Single Journey                                                                      | 0              | 0                        | 318         | 19080                | 400               | 42000                       | 520                              | 65000                                    |
| Return Pass Sales                                                                   | 0              | 0                        | 278         | 25020                | 305               | 48037.5                     | 260                              | 48750                                    |
| Return Pass Entry                                                                   | 0              | 0                        | 278         | 0                    | 305               | 0                           | 260                              | 0                                        |
| Daily Pass Sales                                                                    | 0              | 0                        | 262         | 39300                | 267               | 70087.5                     | 186                              | 58125                                    |
| Daily Pass Return Entry                                                             | 0              | 0                        | 783         | 0                    | 871               | 0                           | 541                              | 0                                        |
| Monthly Pass Entry                                                                  | 0              | 0                        | 487         | 0                    | 370               | 0                           | 78                               | 0                                        |
| Discount Coupons Sales 50%                                                          | 0              | 0                        | 35          | 0                    | 12                | 0                           | 10                               | 0                                        |
| Discount Coupons Sales 25%                                                          | 0              | 0                        | 0           | 0                    | 0                 | 0                           | 0                                | 0                                        |
| MSRTC BUS Exempted Entry                                                            | 0              | 0                        | 0           | 0                    | 1451              | 0                           | 0                                | 0                                        |
| SCHOOL BUS Exempted Entry                                                           | 0              | 0                        | 0           | 0                    | 1734              | 0                           | 0                                | 0                                        |
| Government Exempted                                                                 | 0              | 0                        | 78          | 0                    | 88                | 0                           | 25                               | 0                                        |
| Political parties vehicles Traffic count                                            | 0              | 0                        | 1648        | 0                    | 666               | 0                           | 542                              | 0                                        |
| Plaza to plaza Exempted within 6 hours                                              | 0              | 0                        | 119         | 0                    | 149               | 0                           | 123                              | 0                                        |
| Violation Entry                                                                     | 0              | 0                        | 0           | 0                    | 0                 | 0                           | 0                                | 0                                        |
|  |                |                          |             |                      |                   |                             | Total Tollable Vechicle Count    | 7217                                     |
|                                                                                     |                |                          |             |                      |                   |                             | Total NONTollable Vechicle Count | 6232                                     |
|                                                                                     |                |                          |             |                      |                   |                             | Total Vechicle Count             | 13,449.00                                |
|                                                                                     |                |                          |             |                      |                   |                             | Total Vechicle Amount            | 415,400.00                               |
|                                                                                     |                |                          |             |                      |                   |                             | Total Discount Sales             | -                                        |
|                                                                                     |                |                          |             |                      |                   |                             | Total Pass Sales                 | 43,750.00                                |
|                                                                                     |                |                          |             |                      |                   |                             | Total Daily Collection           | 459,150.00                               |

**Fastgo Infra Pvt.Ltd. And JV  
Nagpur IRDP Toll  
Daily Tollable & NON Tollable Traffic Count And Revenue Entry Details  
(Count'd)**


| Date                                                                                |                | 08/03/2025  |                                 |                               |
|-------------------------------------------------------------------------------------|----------------|-------------|---------------------------------|-------------------------------|
| Section Name                                                                        |                | Nagpur IRDP |                                 |                               |
| Bank Name Where Cash Depositing                                                     |                | -----       |                                 |                               |
| Bank Account Number                                                                 |                | -----       |                                 |                               |
| Collection Depositing Date                                                          |                | -----       |                                 |                               |
| Transaction Type                                                                    | Car/Jeep Count | LCV Count   | Bus / Truck Count               | MAV (Multi Axle Vehicle)Count |
| Single Journey                                                                      | 0              | 318         | 400                             | 520                           |
| Return Pass Sales                                                                   | 0              | 278         | 305                             | 260                           |
| Return Pass Entry                                                                   | 0              | 278         | 305                             | 260                           |
| Daily Pass Sales                                                                    | 0              | 262         | 267                             | 186                           |
| Daily Pass Return Entry                                                             | 0              | 783         | 871                             | 541                           |
| Discount Coupons Entry                                                              | 0              | 35          | 12                              | 10                            |
| Monthly Pass Entry                                                                  | 0              | 487         | 370                             | 78                            |
| MSRTC BUS Exempted Entry                                                            | 0              | 0           | 1451                            | 0                             |
| SCHOOL BUS Exempted Entry                                                           | 0              | 0           | 1734                            | 0                             |
| Government Exempted                                                                 | 0              | 78          | 88                              | 25                            |
| Political parties vehicles Traffic                                                  | 0              | 1648        | 666                             | 542                           |
| Plaza to plaza Exempted within 6                                                    | 0              | 119         | 149                             | 123                           |
| Violation Entry                                                                     | 0              | 0           | 0                               | 0                             |
|  |                |             | Total Tollable Vehicle Count    | 7,217                         |
|                                                                                     |                |             | Total NONTollable Vehicle Count | 6,232                         |
|                                                                                     |                |             | Total Vehicle Count             | 13,449                        |
|                                                                                     |                |             | Total Vehicle Amount            | 415,400.00                    |
|                                                                                     |                |             | Total Discount Sales            | -                             |
|                                                                                     |                |             | Total Pass Sales                | 43,750.00                     |
|                                                                                     |                |             | Total Daily Collection          | 459,150.00                    |



**Fastgo Infra Pvt.Ltd. And JV  
Nagpur IRDP Toll  
Daily Tollable & NON Tollable Traffic Count And Revenue Entry Details**

| Date                                                                                |                |                          | 09/03/2025  |                      |                   |                             |                                  |                                          |
|-------------------------------------------------------------------------------------|----------------|--------------------------|-------------|----------------------|-------------------|-----------------------------|----------------------------------|------------------------------------------|
| Section Name                                                                        |                |                          | Nagpur IRDP |                      |                   |                             |                                  |                                          |
| Bank Name Where Cash Depositing                                                     |                |                          | -----       |                      |                   |                             |                                  |                                          |
| Bank Account Number                                                                 |                |                          | -----       |                      |                   |                             |                                  |                                          |
| Collection Depositing Date                                                          |                |                          | -----       |                      |                   |                             |                                  |                                          |
| Transaction Type                                                                    | Car/Jeep Count | Car/Jeep Amount (In.Rs.) | LCV Count   | LCV Amount (In. Rs.) | Bus / Truck Count | Bus / Truck Amount (In.Rs.) | MAV (Multi Axle Vechicle)Count   | MAV (Multi Axle Vechicle)Amount (In.Rs.) |
| 1                                                                                   | 2              | 3                        | 4           | 5                    | 6                 | 7                           | 8                                | 9                                        |
| Single Journey                                                                      | 0              | 0                        | 218         | 13080                | 318               | 33390                       | 488                              | 61000                                    |
| Return Pass Sales                                                                   | 0              | 0                        | 190         | 17100                | 242               | 38115                       | 244                              | 45750                                    |
| Return Pass Entry                                                                   | 0              | 0                        | 190         | 0                    | 242               | 0                           | 244                              | 0                                        |
| Daily Pass Sales                                                                    | 0              | 0                        | 179         | 26850                | 212               | 55650                       | 174                              | 54375                                    |
| Daily Pass Return Entry                                                             | 0              | 0                        | 1085        | 0                    | 863               | 0                           | 676                              | 0                                        |
| Monthly Pass Entry                                                                  | 0              | 0                        | 512         | 0                    | 364               | 0                           | 100                              | 0                                        |
| Discount Coupons Sales 50%                                                          | 0              | 0                        | 34          | 0                    | 16                | 0                           | 13                               | 0                                        |
| Discount Coupons Sales 25%                                                          | 0              | 0                        | 0           | 0                    | 0                 | 0                           | 0                                | 0                                        |
| MSRTC BUS Exempted Entry                                                            | 0              | 0                        | 0           | 0                    | 1819              | 0                           | 0                                | 0                                        |
| SCHOOL BUS Exempted Entry                                                           | 0              | 0                        | 0           | 0                    | 0                 | 0                           | 0                                | 0                                        |
| Government Exempted                                                                 | 0              | 0                        | 101         | 0                    | 114               | 0                           | 32                               | 0                                        |
| Political parties vehicles Traffic count                                            | 0              | 0                        | 1806        | 0                    | 860               | 0                           | 700                              | 0                                        |
| Plaza to plaza Exempted within 6 hours                                              | 0              | 0                        | 130         | 0                    | 157               | 0                           | 159                              | 0                                        |
| Violation Entry                                                                     | 0              | 0                        | 0           | 0                    | 0                 | 0                           | 0                                | 0                                        |
|  |                |                          |             |                      |                   |                             | Total Tollable Vechicle Count    | 7050                                     |
|                                                                                     |                |                          |             |                      |                   |                             | Total NONTollable Vechicle Count | 5432                                     |
|                                                                                     |                |                          |             |                      |                   |                             | Total Vechicle Count             | 12,482.00                                |
|                                                                                     |                |                          |             |                      |                   |                             | Total Vechicle Amount            | 345,310.00                               |
|                                                                                     |                |                          |             |                      |                   |                             | Total Discount Sales             | -                                        |
|                                                                                     |                |                          |             |                      |                   |                             | Total Pass Sales                 | -                                        |
|                                                                                     |                |                          |             |                      |                   |                             | Total Daily Collection           | 345,310.00                               |

**Fastgo Infra Pvt.Ltd. And JV  
Nagpur IRDP Toll  
Daily Tollable & NON Tollable Traffic Count And Revenue Entry Details  
(Count'd)**


| Date                                                                                |                | 09/03/2025  |                                 |                               |
|-------------------------------------------------------------------------------------|----------------|-------------|---------------------------------|-------------------------------|
| Section Name                                                                        |                | Nagpur IRDP |                                 |                               |
| Bank Name Where Cash Depositing                                                     |                | -----       |                                 |                               |
| Bank Account Number                                                                 |                | -----       |                                 |                               |
| Collection Depositing Date                                                          |                | -----       |                                 |                               |
| Transaction Type                                                                    | Car/Jeep Count | LCV Count   | Bus / Truck Count               | MAV (Multi Axle Vehicle)Count |
| Single Journey                                                                      | 0              | 218         | 318                             | 488                           |
| Return Pass Sales                                                                   | 0              | 190         | 242                             | 244                           |
| Return Pass Entry                                                                   | 0              | 190         | 242                             | 244                           |
| Daily Pass Sales                                                                    | 0              | 179         | 212                             | 174                           |
| Daily Pass Return Entry                                                             | 0              | 1085        | 863                             | 676                           |
| Discount Coupons Entry                                                              | 0              | 34          | 16                              | 13                            |
| Monthly Pass Entry                                                                  | 0              | 512         | 364                             | 100                           |
| MSRTC BUS Exempted Entry                                                            | 0              | 0           | 1819                            | 0                             |
| SCHOOL BUS Exempted Entry                                                           | 0              | 0           | 0                               | 0                             |
| Government Exempted                                                                 | 0              | 101         | 114                             | 32                            |
| Political parties vehicles Traffic                                                  | 0              | 1806        | 860                             | 700                           |
| Plaza to plaza Exempted within 6                                                    | 0              | 130         | 157                             | 159                           |
| Violation Entry                                                                     | 0              | 0           | 0                               | 0                             |
|  |                |             | Total Tollable Vehicle Count    | 7,050                         |
|                                                                                     |                |             | Total NONTollable Vehicle Count | 5,432                         |
|                                                                                     |                |             | Total Vehicle Count             | 12,482                        |
|                                                                                     |                |             | Total Vehicle Amount            | 345,310.00                    |
|                                                                                     |                |             | Total Discount Sales            | -                             |
|                                                                                     |                |             | Total Pass Sales                | -                             |
|                                                                                     |                |             | Total Daily Collection          | 345,310.00                    |

**Fastgo Infra Pvt.Ltd. And JV  
Nagpur IRDP Toll  
Daily Tollable & NON Tollable Traffic Count And Revenue Entry Details**


| Date                                     |                |                          | 10/03/2025  |                      |                   |                             |                                |                                          |
|------------------------------------------|----------------|--------------------------|-------------|----------------------|-------------------|-----------------------------|--------------------------------|------------------------------------------|
| Section Name                             |                |                          | Nagpur IRDP |                      |                   |                             |                                |                                          |
| Bank Name Where Cash Depositing          |                |                          | -----       |                      |                   |                             |                                |                                          |
| Bank Account Number                      |                |                          | -----       |                      |                   |                             |                                |                                          |
| Collection Depositing Date               |                |                          | -----       |                      |                   |                             |                                |                                          |
| Transaction Type                         | Car/Jeep Count | Car/Jeep Amount (In.Rs.) | LCV Count   | LCV Amount (In. Rs.) | Bus / Truck Count | Bus / Truck Amount (In.Rs.) | MAV (Multi Axle Vechicle)Count | MAV (Multi Axle Vechicle)Amount (In.Rs.) |
| 1                                        | 2              | 3                        | 4           | 5                    | 6                 | 7                           | 8                              | 9                                        |
| Single Journey                           | 0              | 0                        | 321         | 19260                | 389               | 40845                       | 486                            | 60750                                    |
| Return Pass Sales                        | 0              | 0                        | 281         | 25290                | 295               | 46462.5                     | 242                            | 45375                                    |
| Return Pass Entry                        | 0              | 0                        | 281         | 0                    | 295               | 0                           | 242                            | 0                                        |
| Daily Pass Sales                         | 0              | 0                        | 264         | 39600                | 259               | 67987.5                     | 173                            | 54062.5                                  |
| Daily Pass Return Entry                  | 0              | 0                        | 756         | 0                    | 850               | 0                           | 505                            | 0                                        |
| Monthly Pass Entry                       | 0              | 0                        | 558         | 0                    | 272               | 0                           | 75                             | 0                                        |
| Discount Coupons Sales 50%               | 0              | 0                        | 26          | 0                    | 12                | 0                           | 13                             | 0                                        |
| Discount Coupons Sales 25%               | 0              | 0                        | 0           | 0                    | 0                 | 0                           | 0                              | 0                                        |
| MSRTC BUS Exempted Entry                 | 0              | 0                        | 0           | 0                    | 1567              | 0                           | 0                              | 0                                        |
| SCHOOL BUS Exempted Entry                | 0              | 0                        | 0           | 0                    | 1892              | 0                           | 0                              | 0                                        |
| Government Exempted                      | 0              | 0                        | 93          | 0                    | 85                | 0                           | 24                             | 0                                        |
| Political parties vehicles Traffic count | 0              | 0                        | 1564        | 0                    | 775               | 0                           | 523                            | 0                                        |
| Plaza to plaza Exempted within 6 hours   | 0              | 0                        | 97          | 0                    | 117               | 0                           | 113                            | 0                                        |
| Violation Entry                          | 0              | 0                        | 0           | 0                    | 0                 | 0                           | 0                              | 0                                        |
| <b>Total Tollable Vechicle Count</b>     |                |                          |             |                      |                   |                             | <b>6922</b>                    |                                          |
| <b>Total NONTollable Vechicle Count</b>  |                |                          |             |                      |                   |                             | <b>6523</b>                    |                                          |
| <b>Total Vechicle Count</b>              |                |                          |             |                      |                   |                             | <b>13,445.00</b>               |                                          |
| <b>Total Vechicle Amount</b>             |                |                          |             |                      |                   |                             | <b>399,632.50</b>              |                                          |
| <b>Total Discount Sales</b>              |                |                          |             |                      |                   |                             | <b>8,250.00</b>                |                                          |
| <b>Total Pass Sales</b>                  |                |                          |             |                      |                   |                             | <b>56,500.00</b>               |                                          |
| <b>Total Daily Collection</b>            |                |                          |             |                      |                   |                             | <b>464,382.50</b>              |                                          |




**Fastgo Infra Pvt.Ltd. And JV  
Nagpur IRDP Toll  
Daily Tollable & NON Tollable Traffic Count And Revenue Entry Details  
(Count'd)**

| Date                                                                                |                | 10/03/2025  |                                 |                               |
|-------------------------------------------------------------------------------------|----------------|-------------|---------------------------------|-------------------------------|
| Section Name                                                                        |                | Nagpur IRDP |                                 |                               |
| Bank Name Where Cash Depositing                                                     |                | -----       |                                 |                               |
| Bank Account Number                                                                 |                | -----       |                                 |                               |
| Collection Depositing Date                                                          |                | -----       |                                 |                               |
| Transaction Type                                                                    | Car/Jeep Count | LCV Count   | Bus / Truck Count               | MAV (Multi Axle Vehicle)Count |
| Single Journey                                                                      | 0              | 321         | 389                             | 486                           |
| Return Pass Sales                                                                   | 0              | 281         | 295                             | 242                           |
| Return Pass Entry                                                                   | 0              | 281         | 295                             | 242                           |
| Daily Pass Sales                                                                    | 0              | 264         | 259                             | 173                           |
| Daily Pass Return Entry                                                             | 0              | 756         | 850                             | 505                           |
| Discount Coupons Entry                                                              | 0              | 26          | 12                              | 13                            |
| Monthly Pass Entry                                                                  | 0              | 558         | 272                             | 75                            |
| MSRTC BUS Exempted Entry                                                            | 0              | 0           | 1567                            | 0                             |
| SCHOOL BUS Exempted Entry                                                           | 0              | 0           | 1892                            | 0                             |
| Government Exempted                                                                 | 0              | 93          | 85                              | 24                            |
| Political parties vehicles Traffic                                                  | 0              | 1564        | 775                             | 523                           |
| Plaza to plaza Exempted within 6                                                    | 0              | 97          | 117                             | 113                           |
| Violation Entry                                                                     | 0              | 0           | 0                               | 0                             |
|  |                |             | Total Tollable Vehicle Count    | 6,922                         |
|                                                                                     |                |             | Total NONTollable Vehicle Count | 6,523                         |
|                                                                                     |                |             | Total Vehicle Count             | 13,445                        |
|                                                                                     |                |             | Total Vehicle Amount            | 399,632.50                    |
|                                                                                     |                |             | Total Discount Sales            | 8,250.00                      |
|                                                                                     |                |             | Total Pass Sales                | 56,500.00                     |
|                                                                                     |                |             | Total Daily Collection          | 464,382.50                    |


**Fastgo Infra Pvt.Ltd. And JV  
Nagpur IRDP Toll  
Daily Tollable & NON Tollable Traffic Count And Revenue Entry Details**

| Date                                                                                |                | 11/03/2025               |           |                      |                   |                             |                                  |                                          |
|-------------------------------------------------------------------------------------|----------------|--------------------------|-----------|----------------------|-------------------|-----------------------------|----------------------------------|------------------------------------------|
| Section Name                                                                        |                | Nagpur IRDP              |           |                      |                   |                             |                                  |                                          |
| Bank Name Where Cash Depositing                                                     |                | -----                    |           |                      |                   |                             |                                  |                                          |
| Bank Account Number                                                                 |                | -----                    |           |                      |                   |                             |                                  |                                          |
| Collection Depositing Date                                                          |                | -----                    |           |                      |                   |                             |                                  |                                          |
| Transaction Type                                                                    | Car/Jeep Count | Car/Jeep Amount (In.Rs.) | LCV Count | LCV Amount (In. Rs.) | Bus / Truck Count | Bus / Truck Amount (In.Rs.) | MAV (Multi Axle Vechicle)Count   | MAV (Multi Axle Vechicle)Amount (In.Rs.) |
| 1                                                                                   | 2              | 3                        | 4         | 5                    | 6                 | 7                           | 8                                | 9                                        |
| Single Journey                                                                      | 0              | 0                        | 331       | 19860                | 400               | 42000                       | 470                              | 58750                                    |
| Return Pass Sales                                                                   | 0              | 0                        | 289       | 26010                | 305               | 48037.5                     | 236                              | 44250                                    |
| Return Pass Entry                                                                   | 0              | 0                        | 289       | 0                    | 305               | 0                           | 236                              | 0                                        |
| Daily Pass Sales                                                                    | 0              | 0                        | 273       | 40950                | 268               | 70350                       | 168                              | 52500                                    |
| Daily Pass Return Entry                                                             | 0              | 0                        | 1040      | 0                    | 1022              | 0                           | 695                              | 0                                        |
| Monthly Pass Entry                                                                  | 0              | 0                        | 544       | 0                    | 374               | 0                           | 103                              | 0                                        |
| Discount Coupons Sales 50%                                                          | 0              | 0                        | 35        | 0                    | 16                | 0                           | 14                               | 0                                        |
| Discount Coupons Sales 25%                                                          | 0              | 0                        | 0         | 0                    | 0                 | 0                           | 0                                | 0                                        |
| MSRTC BUS Exempted Entry                                                            | 0              | 0                        | 0         | 0                    | 1869              | 0                           | 0                                | 0                                        |
| SCHOOL BUS Exempted Entry                                                           | 0              | 0                        | 0         | 0                    | 1921              | 0                           | 0                                | 0                                        |
| Government Exempted                                                                 | 0              | 0                        | 97        | 0                    | 117               | 0                           | 33                               | 0                                        |
| Political parties vehicles Traffic count                                            | 0              | 0                        | 1856      | 0                    | 884               | 0                           | 719                              | 0                                        |
| Plaza to plaza Exempted within 6 hours                                              | 0              | 0                        | 134       | 0                    | 161               | 0                           | 164                              | 0                                        |
| Violation Entry                                                                     | 0              | 0                        | 0         | 0                    | 0                 | 0                           | 0                                | 0                                        |
|  |                |                          |           |                      |                   |                             | Total Tollable Vechicle Count    | 7872                                     |
|                                                                                     |                |                          |           |                      |                   |                             | Total NONTollable Vechicle Count | 7496                                     |
|                                                                                     |                |                          |           |                      |                   |                             | Total Vechicle Count             | 15,368.00                                |
|                                                                                     |                |                          |           |                      |                   |                             | Total Vechicle Amount            | 402,707.50                               |
|                                                                                     |                |                          |           |                      |                   |                             | Total Discount Sales             | 6,250.00                                 |
|                                                                                     |                |                          |           |                      |                   |                             | Total Pass Sales                 | 31,250.00                                |
|                                                                                     |                |                          |           |                      |                   |                             | Total Daily Collection           | 440,207.50                               |


**Fastgo Infra Pvt.Ltd. And JV  
Nagpur IRDP Toll  
Daily Tollable & NON Tollable Traffic Count And Revenue Entry Details  
(Count'd)**

| Date                                                                                |                | 11/03/2025  |                                 |                               |
|-------------------------------------------------------------------------------------|----------------|-------------|---------------------------------|-------------------------------|
| Section Name                                                                        |                | Nagpur IRDP |                                 |                               |
| Bank Name Where Cash Depositing                                                     |                | -----       |                                 |                               |
| Bank Account Number                                                                 |                | -----       |                                 |                               |
| Collection Depositing Date                                                          |                | -----       |                                 |                               |
| Transaction Type                                                                    | Car/Jeep Count | LCV Count   | Bus / Truck Count               | MAV (Multi Axle Vehicle)Count |
| Single Journey                                                                      | 0              | 331         | 400                             | 470                           |
| Return Pass Sales                                                                   | 0              | 289         | 305                             | 236                           |
| Return Pass Entry                                                                   | 0              | 289         | 305                             | 236                           |
| Daily Pass Sales                                                                    | 0              | 273         | 268                             | 168                           |
| Daily Pass Return Entry                                                             | 0              | 1040        | 1022                            | 695                           |
| Discount Coupons Entry                                                              | 0              | 35          | 16                              | 14                            |
| Monthly Pass Entry                                                                  | 0              | 544         | 374                             | 103                           |
| MSRTC BUS Exempted Entry                                                            | 0              | 0           | 1869                            | 0                             |
| SCHOOL BUS Exempted Entry                                                           | 0              | 0           | 1921                            | 0                             |
| Government Exempted                                                                 | 0              | 97          | 117                             | 33                            |
| Political parties vehicles Traffic                                                  | 0              | 1856        | 884                             | 719                           |
| Plaza to plaza Exempted within 6                                                    | 0              | 134         | 161                             | 164                           |
| Violation Entry                                                                     | 0              | 0           | 0                               | 0                             |
|  |                |             | Total Tollable Vehicle Count    | 7,872                         |
|                                                                                     |                |             | Total NONTollable Vehicle Count | 7,496                         |
|                                                                                     |                |             | Total Vehicle Count             | 15,368                        |
|                                                                                     |                |             | Total Vehicle Amount            | 402,707.50                    |
|                                                                                     |                |             | Total Discount Sales            | 6,250.00                      |
|                                                                                     |                |             | Total Pass Sales                | 31,250.00                     |
|                                                                                     |                |             | Total Daily Collection          | 440,207.50                    |

**Fastgo Infra Pvt.Ltd. And JV  
Nagpur IRDP Toll  
Daily Tollable & NON Tollable Traffic Count And Revenue Entry Details**


| Date                                                                                |                |                          | 12/03/2025  |                      |                   |                             |                                  |                                          |  |  |
|-------------------------------------------------------------------------------------|----------------|--------------------------|-------------|----------------------|-------------------|-----------------------------|----------------------------------|------------------------------------------|--|--|
| Section Name                                                                        |                |                          | Nagpur IRDP |                      |                   |                             |                                  |                                          |  |  |
| Bank Name Where Cash Depositing                                                     |                |                          | -----       |                      |                   |                             |                                  |                                          |  |  |
| Bank Account Number                                                                 |                |                          | -----       |                      |                   |                             |                                  |                                          |  |  |
| Collection Depositing Date                                                          |                |                          | -----       |                      |                   |                             |                                  |                                          |  |  |
| Transaction Type                                                                    | Car/Jeep Count | Car/Jeep Amount (In.Rs.) | LCV Count   | LCV Amount (In. Rs.) | Bus / Truck Count | Bus / Truck Amount (In.Rs.) | MAV (Multi Axle Vechicle)Count   | MAV (Multi Axle Vechicle)Amount (In.Rs.) |  |  |
| 1                                                                                   | 2              | 3                        | 4           | 5                    | 6                 | 7                           | 8                                | 9                                        |  |  |
| Single Journey                                                                      | 0              | 0                        | 294         | 17640                | 371               | 38955                       | 478                              | 59750                                    |  |  |
| Return Pass Sales                                                                   | 0              | 0                        | 258         | 23220                | 282               | 44415                       | 239                              | 44812.5                                  |  |  |
| Return Pass Entry                                                                   | 0              | 0                        | 258         | 0                    | 282               | 0                           | 239                              | 0                                        |  |  |
| Daily Pass Sales                                                                    | 0              | 0                        | 242         | 36300                | 248               | 65100                       | 171                              | 53437.5                                  |  |  |
| Daily Pass Return Entry                                                             | 0              | 0                        | 1008        | 0                    | 991               | 0                           | 652                              | 0                                        |  |  |
| Monthly Pass Entry                                                                  | 0              | 0                        | 528         | 0                    | 363               | 0                           | 100                              | 0                                        |  |  |
| Discount Coupons Sales 50%                                                          | 0              | 0                        | 34          | 0                    | 14                | 0                           | 13                               | 0                                        |  |  |
| Discount Coupons Sales 25%                                                          | 0              | 0                        | 0           | 0                    | 0                 | 0                           | 0                                | 0                                        |  |  |
| MSRTC BUS Exempted Entry                                                            | 0              | 0                        | 0           | 0                    | 1813              | 0                           | 0                                | 0                                        |  |  |
| SCHOOL BUS Exempted Entry                                                           | 0              | 0                        | 0           | 0                    | 1906              | 0                           | 0                                | 0                                        |  |  |
| Government Exempted                                                                 | 0              | 0                        | 100         | 0                    | 113               | 0                           | 32                               | 0                                        |  |  |
| Political parties vehicles Traffic count                                            | 0              | 0                        | 1799        | 0                    | 857               | 0                           | 698                              | 0                                        |  |  |
| Plaza to plaza Exempted within 6 hours                                              | 0              | 0                        | 130         | 0                    | 156               | 0                           | 159                              | 0                                        |  |  |
| Violation Entry                                                                     | 0              | 0                        | 0           | 0                    | 0                 | 0                           | 0                                | 0                                        |  |  |
|  |                |                          |             |                      |                   |                             | Total Tollable Vechicle Count    | 7510                                     |  |  |
|                                                                                     |                |                          |             |                      |                   |                             | Total NONTollable Vechicle Count | 7318                                     |  |  |
|                                                                                     |                |                          |             |                      |                   |                             | Total Vechicle Count             | 14,828.00                                |  |  |
|                                                                                     |                |                          |             |                      |                   |                             | Total Vechicle Amount            | 383,630.00                               |  |  |
|                                                                                     |                |                          |             |                      |                   |                             | Total Discount Sales             | -                                        |  |  |
|                                                                                     |                |                          |             |                      |                   |                             | Total Pass Sales                 | -                                        |  |  |
|                                                                                     |                |                          |             |                      |                   |                             | Total Daily Collection           | 383,630.00                               |  |  |

**Fastgo Infra Pvt.Ltd. And JV  
Nagpur IRDP Toll  
Daily Tollable & NON Tollable Traffic Count And Revenue Entry Details  
(Count'd)**


| Date                                                                                |                | 12/03/2025  |                                 |                               |
|-------------------------------------------------------------------------------------|----------------|-------------|---------------------------------|-------------------------------|
| Section Name                                                                        |                | Nagpur IRDP |                                 |                               |
| Bank Name Where Cash Depositing                                                     |                | -----       |                                 |                               |
| Bank Account Number                                                                 |                | -----       |                                 |                               |
| Collection Depositing Date                                                          |                | -----       |                                 |                               |
| Transaction Type                                                                    | Car/Jeep Count | LCV Count   | Bus / Truck Count               | MAV (Multi Axle Vehicle)Count |
| Single Journey                                                                      | 0              | 294         | 371                             | 478                           |
| Return Pass Sales                                                                   | 0              | 258         | 282                             | 239                           |
| Return Pass Entry                                                                   | 0              | 258         | 282                             | 239                           |
| Daily Pass Sales                                                                    | 0              | 242         | 248                             | 171                           |
| Daily Pass Return Entry                                                             | 0              | 1008        | 991                             | 652                           |
| Discount Coupons Entry                                                              | 0              | 34          | 14                              | 13                            |
| Monthly Pass Entry                                                                  | 0              | 528         | 363                             | 100                           |
| MSRTC BUS Exempted Entry                                                            | 0              | 0           | 1813                            | 0                             |
| SCHOOL BUS Exempted Entry                                                           | 0              | 0           | 1906                            | 0                             |
| Government Exempted                                                                 | 0              | 100         | 113                             | 32                            |
| Political parties vehicles Traffic                                                  | 0              | 1799        | 857                             | 698                           |
| Plaza to plaza Exempted within 6                                                    | 0              | 130         | 156                             | 159                           |
| Violation Entry                                                                     | 0              | 0           | 0                               | 0                             |
|  |                |             | Total Tollable Vehicle Count    | 7,510                         |
|                                                                                     |                |             | Total NONTollable Vehicle Count | 7,318                         |
|                                                                                     |                |             | Total Vehicle Count             | 14,828                        |
|                                                                                     |                |             | Total Vehicle Amount            | 383,630.00                    |
|                                                                                     |                |             | Total Discount Sales            | -                             |
|                                                                                     |                |             | Total Pass Sales                | -                             |
|                                                                                     |                |             | Total Daily Collection          | 383,630.00                    |




**Fastgo Infra Pvt.Ltd. And JV  
Nagpur IRDP Toll  
Daily Tollable & NON Tollable Traffic Count And Revenue Entry Details**

| Date                                                                                |                |                          | 13/03/2025  |                      |                   |                             |                                  |                                          |
|-------------------------------------------------------------------------------------|----------------|--------------------------|-------------|----------------------|-------------------|-----------------------------|----------------------------------|------------------------------------------|
| Section Name                                                                        |                |                          | Nagpur IRDP |                      |                   |                             |                                  |                                          |
| Bank Name Where Cash Depositing                                                     |                |                          | -----       |                      |                   |                             |                                  |                                          |
| Bank Account Number                                                                 |                |                          | -----       |                      |                   |                             |                                  |                                          |
| Collection Depositing Date                                                          |                |                          | -----       |                      |                   |                             |                                  |                                          |
| Transaction Type                                                                    | Car/Jeep Count | Car/Jeep Amount (In.Rs.) | LCV Count   | LCV Amount (In. Rs.) | Bus / Truck Count | Bus / Truck Amount (In.Rs.) | MAV (Multi Axle Vechicle)Count   | MAV (Multi Axle Vechicle)Amount (In.Rs.) |
| 1                                                                                   | 2              | 3                        | 4           | 5                    | 6                 | 7                           | 8                                | 9                                        |
| Single Journey                                                                      | 0              | 0                        | 297         | 17820                | 322               | 33810                       | 405                              | 50625                                    |
| Return Pass Sales                                                                   | 0              | 0                        | 260         | 23400                | 246               | 38745                       | 201                              | 37687.5                                  |
| Return Pass Entry                                                                   | 0              | 0                        | 260         | 0                    | 246               | 0                           | 201                              | 0                                        |
| Daily Pass Sales                                                                    | 0              | 0                        | 246         | 36900                | 214               | 56175                       | 146                              | 45625                                    |
| Daily Pass Return Entry                                                             | 0              | 0                        | 1089        | 0                    | 1033              | 0                           | 728                              | 0                                        |
| Monthly Pass Entry                                                                  | 0              | 0                        | 473         | 0                    | 365               | 0                           | 104                              | 0                                        |
| Discount Coupons Sales 50%                                                          | 0              | 0                        | 31          | 0                    | 17                | 0                           | 14                               | 0                                        |
| Discount Coupons Sales 25%                                                          | 0              | 0                        | 0           | 0                    | 0                 | 0                           | 0                                | 0                                        |
| MSRTC BUS Exempted Entry                                                            | 0              | 0                        | 0           | 0                    | 1709              | 0                           | 0                                | 0                                        |
| SCHOOL BUS Exempted Entry                                                           | 0              | 0                        | 0           | 0                    | 1784              | 0                           | 0                                | 0                                        |
| Government Exempted                                                                 | 0              | 0                        | 108         | 0                    | 122               | 0                           | 35                               | 0                                        |
| Political parties vehicles Traffic count                                            | 0              | 0                        | 1944        | 0                    | 926               | 0                           | 702                              | 0                                        |
| Plaza to plaza Exempted within 6 hours                                              | 0              | 0                        | 130         | 0                    | 169               | 0                           | 171                              | 0                                        |
| Violation Entry                                                                     | 0              | 0                        | 0           | 0                    | 0                 | 0                           | 0                                | 0                                        |
|  |                |                          |             |                      |                   |                             | Total Tollable Vechicle Count    | 7368                                     |
|                                                                                     |                |                          |             |                      |                   |                             | Total NONTollable Vechicle Count | 7330                                     |
|                                                                                     |                |                          |             |                      |                   |                             | Total Vechicle Count             | 14,698.00                                |
|                                                                                     |                |                          |             |                      |                   |                             | Total Vechicle Amount            | 340,787.50                               |
|                                                                                     |                |                          |             |                      |                   |                             | Total Discount Sales             | 6,000.00                                 |
|                                                                                     |                |                          |             |                      |                   |                             | Total Pass Sales                 | -                                        |
|                                                                                     |                |                          |             |                      |                   |                             | Total Daily Collection           | 346,787.50                               |


**Fastgo Infra Pvt.Ltd. And JV  
Nagpur IRDP Toll  
Daily Tollable & NON Tollable Traffic Count And Revenue Entry Details  
(Count'd)**

| Date                                                                                |                | 13/03/2025  |                                 |                               |
|-------------------------------------------------------------------------------------|----------------|-------------|---------------------------------|-------------------------------|
| Section Name                                                                        |                | Nagpur IRDP |                                 |                               |
| Bank Name Where Cash Depositing                                                     |                | -----       |                                 |                               |
| Bank Account Number                                                                 |                | -----       |                                 |                               |
| Collection Depositing Date                                                          |                | -----       |                                 |                               |
| Transaction Type                                                                    | Car/Jeep Count | LCV Count   | Bus / Truck Count               | MAV (Multi Axle Vehicle)Count |
| Single Journey                                                                      | 0              | 297         | 322                             | 405                           |
| Return Pass Sales                                                                   | 0              | 260         | 246                             | 201                           |
| Return Pass Entry                                                                   | 0              | 260         | 246                             | 201                           |
| Daily Pass Sales                                                                    | 0              | 246         | 214                             | 146                           |
| Daily Pass Return Entry                                                             | 0              | 1089        | 1033                            | 728                           |
| Discount Coupons Entry                                                              | 0              | 31          | 17                              | 14                            |
| Monthly Pass Entry                                                                  | 0              | 473         | 365                             | 104                           |
| MSRTC BUS Exempted Entry                                                            | 0              | 0           | 1709                            | 0                             |
| SCHOOL BUS Exempted Entry                                                           | 0              | 0           | 1784                            | 0                             |
| Government Exempted                                                                 | 0              | 108         | 122                             | 35                            |
| Political parties vehicles Traffic                                                  | 0              | 1944        | 926                             | 702                           |
| Plaza to plaza Exempted within 6                                                    | 0              | 130         | 169                             | 171                           |
| Violation Entry                                                                     | 0              | 0           | 0                               | 0                             |
|  |                |             | Total Tollable Vehicle Count    | 7,368                         |
|                                                                                     |                |             | Total NONTollable Vehicle Count | 7,330                         |
|                                                                                     |                |             | Total Vehicle Count             | 14,698                        |
|                                                                                     |                |             | Total Vehicle Amount            | 340,787.50                    |
|                                                                                     |                |             | Total Discount Sales            | 6,000.00                      |
|                                                                                     |                |             | Total Pass Sales                | -                             |
|                                                                                     |                |             | Total Daily Collection          | 346,787.50                    |


**Fastgo Infra Pvt.Ltd. And JV  
Nagpur IRDP Toll  
Daily Tollable & NON Tollable Traffic Count And Revenue Entry Details**

| Date                                                                                |                | 14/03/2025               |           |                      |                   |                             |                                  |                                          |
|-------------------------------------------------------------------------------------|----------------|--------------------------|-----------|----------------------|-------------------|-----------------------------|----------------------------------|------------------------------------------|
| Section Name                                                                        |                | Nagpur IRDP              |           |                      |                   |                             |                                  |                                          |
| Bank Name Where Cash Depositing                                                     |                | -----                    |           |                      |                   |                             |                                  |                                          |
| Bank Account Number                                                                 |                | -----                    |           |                      |                   |                             |                                  |                                          |
| Collection Depositing Date                                                          |                | -----                    |           |                      |                   |                             |                                  |                                          |
| Transaction Type                                                                    | Car/Jeep Count | Car/Jeep Amount (In.Rs.) | LCV Count | LCV Amount (In. Rs.) | Bus / Truck Count | Bus / Truck Amount (In.Rs.) | MAV (Multi Axle Vechicle)Count   | MAV (Multi Axle Vechicle)Amount (In.Rs.) |
| 1                                                                                   | 2              | 3                        | 4         | 5                    | 6                 | 7                           | 8                                | 9                                        |
| Single Journey                                                                      | 0              | 0                        | 59        | 3540                 | 87                | 9135                        | 152                              | 19000                                    |
| Return Pass Sales                                                                   | 0              | 0                        | 52        | 4680                 | 68                | 10710                       | 75                               | 14062.5                                  |
| Return Pass Entry                                                                   | 0              | 0                        | 52        | 0                    | 68                | 0                           | 75                               | 0                                        |
| Daily Pass Sales                                                                    | 0              | 0                        | 49        | 7350                 | 58                | 15225                       | 54                               | 16875                                    |
| Daily Pass Return Entry                                                             | 0              | 0                        | 779       | 0                    | 908               | 0                           | 582                              | 0                                        |
| Monthly Pass Entry                                                                  | 0              | 0                        | 408       | 0                    | 265               | 0                           | 89                               | 0                                        |
| Discount Coupons Sales 50%                                                          | 0              | 0                        | 30        | 0                    | 14                | 0                           | 12                               | 0                                        |
| Discount Coupons Sales 25%                                                          | 0              | 0                        | 0         | 0                    | 0                 | 0                           | 0                                | 0                                        |
| MSRTC BUS Exempted Entry                                                            | 0              | 0                        | 0         | 0                    | 1268              | 0                           | 0                                | 0                                        |
| SCHOOL BUS Exempted Entry                                                           | 0              | 0                        | 0         | 0                    | 0                 | 0                           | 0                                | 0                                        |
| Government Exempted                                                                 | 0              | 0                        | 89        | 0                    | 101               | 0                           | 29                               | 0                                        |
| Political parties vehicles Traffic count                                            | 0              | 0                        | 1391      | 0                    | 699               | 0                           | 569                              | 0                                        |
| Plaza to plaza Exempted within 6 hours                                              | 0              | 0                        | 115       | 0                    | 139               | 0                           | 141                              | 0                                        |
| Violation Entry                                                                     | 0              | 0                        | 0         | 0                    | 0                 | 0                           | 0                                | 0                                        |
|  |                |                          |           |                      |                   |                             | Total Tollable Vechicle Count    | 4331                                     |
|                                                                                     |                |                          |           |                      |                   |                             | Total NONTollable Vechicle Count | 4146                                     |
|                                                                                     |                |                          |           |                      |                   |                             | Total Vechicle Count             | 8,477.00                                 |
|                                                                                     |                |                          |           |                      |                   |                             | Total Vechicle Amount            | 100,577.50                               |
|                                                                                     |                |                          |           |                      |                   |                             | Total Discount Sales             | -                                        |
|                                                                                     |                |                          |           |                      |                   |                             | Total Pass Sales                 | -                                        |
|                                                                                     |                |                          |           |                      |                   |                             | Total Daily Collection           | 100,577.50                               |


**Fastgo Infra Pvt.Ltd. And JV  
Nagpur IRDP Toll  
Daily Tollable & NON Tollable Traffic Count And Revenue Entry Details  
(Count'd)**

| Date                                                                                |                | 14/03/2025  |                                 |                               |
|-------------------------------------------------------------------------------------|----------------|-------------|---------------------------------|-------------------------------|
| Section Name                                                                        |                | Nagpur IRDP |                                 |                               |
| Bank Name Where Cash Depositing                                                     |                | -----       |                                 |                               |
| Bank Account Number                                                                 |                | -----       |                                 |                               |
| Collection Depositing Date                                                          |                | -----       |                                 |                               |
| Transaction Type                                                                    | Car/Jeep Count | LCV Count   | Bus / Truck Count               | MAV (Multi Axle Vehicle)Count |
| Single Journey                                                                      | 0              | 59          | 87                              | 152                           |
| Return Pass Sales                                                                   | 0              | 52          | 68                              | 75                            |
| Return Pass Entry                                                                   | 0              | 52          | 68                              | 75                            |
| Daily Pass Sales                                                                    | 0              | 49          | 58                              | 54                            |
| Daily Pass Return Entry                                                             | 0              | 779         | 908                             | 582                           |
| Discount Coupons Entry                                                              | 0              | 30          | 14                              | 12                            |
| Monthly Pass Entry                                                                  | 0              | 408         | 265                             | 89                            |
| MSRTC BUS Exempted Entry                                                            | 0              | 0           | 1268                            | 0                             |
| SCHOOL BUS Exempted Entry                                                           | 0              | 0           | 0                               | 0                             |
| Government Exempted                                                                 | 0              | 89          | 101                             | 29                            |
| Political parties vehicles Traffic                                                  | 0              | 1391        | 699                             | 569                           |
| Plaza to plaza Exempted within 6                                                    | 0              | 115         | 139                             | 141                           |
| Violation Entry                                                                     | 0              | 0           | 0                               | 0                             |
|  |                |             | Total Tollable Vehicle Count    | 4,331                         |
|                                                                                     |                |             | Total NONTollable Vehicle Count | 4,146                         |
|                                                                                     |                |             | Total Vehicle Count             | 8,477                         |
|                                                                                     |                |             | Total Vehicle Amount            | 100,577.50                    |
|                                                                                     |                |             | Total Discount Sales            | -                             |
|                                                                                     |                |             | Total Pass Sales                | -                             |
|                                                                                     |                |             | Total Daily Collection          | 100,577.50                    |

**Fastgo Infra Pvt.Ltd. And JV  
Nagpur IRDP Toll  
Daily Tollable & NON Tollable Traffic Count And Revenue Entry Details**

| Date                                                                                |                |                          | 15/03/2025  |                      |                   |                             |                                  |                                          |  |  |
|-------------------------------------------------------------------------------------|----------------|--------------------------|-------------|----------------------|-------------------|-----------------------------|----------------------------------|------------------------------------------|--|--|
| Section Name                                                                        |                |                          | Nagpur IRDP |                      |                   |                             |                                  |                                          |  |  |
| Bank Name Where Cash Depositing                                                     |                |                          | -----       |                      |                   |                             |                                  |                                          |  |  |
| Bank Account Number                                                                 |                |                          | -----       |                      |                   |                             |                                  |                                          |  |  |
| Collection Depositing Date                                                          |                |                          | -----       |                      |                   |                             |                                  |                                          |  |  |
| Transaction Type                                                                    | Car/Jeep Count | Car/Jeep Amount (In.Rs.) | LCV Count   | LCV Amount (In. Rs.) | Bus / Truck Count | Bus / Truck Amount (In.Rs.) | MAV (Multi Axle Vechicle)Count   | MAV (Multi Axle Vechicle)Amount (In.Rs.) |  |  |
| 1                                                                                   | 2              | 3                        | 4           | 5                    | 6                 | 7                           | 8                                | 9                                        |  |  |
| Single Journey                                                                      | 0              | 0                        | 226         | 13560                | 256               | 26880                       | 300                              | 37500                                    |  |  |
| Return Pass Sales                                                                   | 0              | 0                        | 197         | 17730                | 195               | 30712.5                     | 151                              | 28312.5                                  |  |  |
| Return Pass Entry                                                                   | 0              | 0                        | 197         | 0                    | 195               | 0                           | 151                              | 0                                        |  |  |
| Daily Pass Sales                                                                    | 0              | 0                        | 186         | 27900                | 171               | 44887.5                     | 107                              | 33437.5                                  |  |  |
| Daily Pass Return Entry                                                             | 0              | 0                        | 1019        | 0                    | 1001              | 0                           | 681                              | 0                                        |  |  |
| Monthly Pass Entry                                                                  | 0              | 0                        | 533         | 0                    | 367               | 0                           | 101                              | 0                                        |  |  |
| Discount Coupons Sales 50%                                                          | 0              | 0                        | 35          | 0                    | 16                | 0                           | 13                               | 0                                        |  |  |
| Discount Coupons Sales 25%                                                          | 0              | 0                        | 0           | 0                    | 0                 | 0                           | 0                                | 0                                        |  |  |
| MSRTC BUS Exempted Entry                                                            | 0              | 0                        | 0           | 0                    | 1831              | 0                           | 0                                | 0                                        |  |  |
| SCHOOL BUS Exempted Entry                                                           | 0              | 0                        | 0           | 0                    | 1770              | 0                           | 0                                | 0                                        |  |  |
| Government Exempted                                                                 | 0              | 0                        | 101         | 0                    | 114               | 0                           | 33                               | 0                                        |  |  |
| Political parties vehicles Traffic count                                            | 0              | 0                        | 1818        | 0                    | 866               | 0                           | 705                              | 0                                        |  |  |
| Plaza to plaza Exempted within 6 hours                                              | 0              | 0                        | 131         | 0                    | 158               | 0                           | 160                              | 0                                        |  |  |
| Violation Entry                                                                     | 0              | 0                        | 0           | 0                    | 0                 | 0                           | 0                                | 0                                        |  |  |
|  |                |                          |             |                      |                   |                             | Total Tollable Vechicle Count    | 6547                                     |  |  |
|                                                                                     |                |                          |             |                      |                   |                             | Total NONTollable Vechicle Count | 7238                                     |  |  |
|                                                                                     |                |                          |             |                      |                   |                             | Total Vechicle Count             | 13,785.00                                |  |  |
|                                                                                     |                |                          |             |                      |                   |                             | Total Vechicle Amount            | 260,920.00                               |  |  |
|                                                                                     |                |                          |             |                      |                   |                             | Total Discount Sales             | 6,250.00                                 |  |  |
|                                                                                     |                |                          |             |                      |                   |                             | Total Pass Sales                 | 57,000.00                                |  |  |
|                                                                                     |                |                          |             |                      |                   |                             | Total Daily Collection           | 324,170.00                               |  |  |

**Fastgo Infra Pvt.Ltd. And JV  
Nagpur IRDP Toll  
Daily Tollable & NON Tollable Traffic Count And Revenue Entry Details  
(Count'd)**


| Date                                                                                |                | 15/03/2025  |                                 |                               |
|-------------------------------------------------------------------------------------|----------------|-------------|---------------------------------|-------------------------------|
| Section Name                                                                        |                | Nagpur IRDP |                                 |                               |
| Bank Name Where Cash Depositing                                                     |                | -----       |                                 |                               |
| Bank Account Number                                                                 |                | -----       |                                 |                               |
| Collection Depositing Date                                                          |                | -----       |                                 |                               |
| Transaction Type                                                                    | Car/Jeep Count | LCV Count   | Bus / Truck Count               | MAV (Multi Axle Vehicle)Count |
| Single Journey                                                                      | 0              | 226         | 256                             | 300                           |
| Return Pass Sales                                                                   | 0              | 197         | 195                             | 151                           |
| Return Pass Entry                                                                   | 0              | 197         | 195                             | 151                           |
| Daily Pass Sales                                                                    | 0              | 186         | 171                             | 107                           |
| Daily Pass Return Entry                                                             | 0              | 1019        | 1001                            | 681                           |
| Discount Coupons Entry                                                              | 0              | 35          | 16                              | 13                            |
| Monthly Pass Entry                                                                  | 0              | 533         | 367                             | 101                           |
| MSRTC BUS Exempted Entry                                                            | 0              | 0           | 1831                            | 0                             |
| SCHOOL BUS Exempted Entry                                                           | 0              | 0           | 1770                            | 0                             |
| Government Exempted                                                                 | 0              | 101         | 114                             | 33                            |
| Political parties vehicles Traffic                                                  | 0              | 1818        | 866                             | 705                           |
| Plaza to plaza Exempted within 6                                                    | 0              | 131         | 158                             | 160                           |
| Violation Entry                                                                     | 0              | 0           | 0                               | 0                             |
|  |                |             | Total Tollable Vehicle Count    | 6,547                         |
|                                                                                     |                |             | Total NONTollable Vehicle Count | 7,238                         |
|                                                                                     |                |             | Total Vehicle Count             | 13,785                        |
|                                                                                     |                |             | Total Vehicle Amount            | 260,920.00                    |
|                                                                                     |                |             | Total Discount Sales            | 6,250.00                      |
|                                                                                     |                |             | Total Pass Sales                | 57,000.00                     |
|                                                                                     |                |             | Total Daily Collection          | 324,170.00                    |

**Fastgo Infra Pvt.Ltd. And JV  
Nagpur IRDP Toll  
Daily Tollable & NON Tollable Traffic Count And Revenue Entry Details**

| Date                                     |                | 16/03/2025               |           |                      |                   |                             |                                |                                          |
|------------------------------------------|----------------|--------------------------|-----------|----------------------|-------------------|-----------------------------|--------------------------------|------------------------------------------|
| Section Name                             |                | Nagpur IRDP              |           |                      |                   |                             |                                |                                          |
| Bank Name Where Cash Depositing          |                | -----                    |           |                      |                   |                             |                                |                                          |
| Bank Account Number                      |                | -----                    |           |                      |                   |                             |                                |                                          |
| Collection Depositing Date               |                | -----                    |           |                      |                   |                             |                                |                                          |
| Transaction Type                         | Car/Jeep Count | Car/Jeep Amount (In.Rs.) | LCV Count | LCV Amount (In. Rs.) | Bus / Truck Count | Bus / Truck Amount (In.Rs.) | MAV (Multi Axle Vechicle)Count | MAV (Multi Axle Vechicle)Amount (In.Rs.) |
| 1                                        | 2              | 3                        | 4         | 5                    | 6                 | 7                           | 8                              | 9                                        |
| Single Journey                           | 0              | 0                        | 187       | 11220                | 211               | 22155                       | 297                            | 37125                                    |
| Return Pass Sales                        | 0              | 0                        | 163       | 14670                | 160               | 25200                       | 149                            | 27937.5                                  |
| Return Pass Entry                        | 0              | 0                        | 163       | 0                    | 160               | 0                           | 149                            | 0                                        |
| Daily Pass Sales                         | 0              | 0                        | 154       | 23100                | 140               | 36750                       | 106                            | 33125                                    |
| Daily Pass Return Entry                  | 0              | 0                        | 1051      | 0                    | 1033              | 0                           | 703                            | 0                                        |
| Monthly Pass Entry                       | 0              | 0                        | 550       | 0                    | 378               | 0                           | 104                            | 0                                        |
| Discount Coupons Sales 50%               | 0              | 0                        | 36        | 0                    | 17                | 0                           | 14                             | 0                                        |
| Discount Coupons Sales 25%               | 0              | 0                        | 0         | 0                    | 0                 | 0                           | 0                              | 0                                        |
| MSRTC BUS Exempted Entry                 | 0              | 0                        | 0         | 0                    | 1889              | 0                           | 0                              | 0                                        |
| SCHOOL BUS Exempted Entry                | 0              | 0                        | 0         | 0                    | 0                 | 0                           | 0                              | 0                                        |
| Government Exempted                      | 0              | 0                        | 104       | 0                    | 118               | 0                           | 34                             | 0                                        |
| Political parties vehicles Traffic count | 0              | 0                        | 1876      | 0                    | 893               | 0                           | 727                            | 0                                        |
| Plaza to plaza Exempted within 6 hours   | 0              | 0                        | 135       | 0                    | 163               | 0                           | 165                            | 0                                        |
| Violation Entry                          | 0              | 0                        | 0         | 0                    | 0                 | 0                           | 0                              | 0                                        |
| <b>Total Tollable Vechicle Count</b>     |                |                          |           |                      |                   |                             | <b>6388</b>                    |                                          |
| <b>Total NONTollable Vechicle Count</b>  |                |                          |           |                      |                   |                             | <b>5641</b>                    |                                          |
| <b>Total Vechicle Count</b>              |                |                          |           |                      |                   |                             | <b>12,029.00</b>               |                                          |
| <b>Total Vechicle Amount</b>             |                |                          |           |                      |                   |                             | <b>231,282.50</b>              |                                          |
| <b>Total Discount Sales</b>              |                |                          |           |                      |                   |                             | <b>-</b>                       |                                          |
| <b>Total Pass Sales</b>                  |                |                          |           |                      |                   |                             | <b>-</b>                       |                                          |
| <b>Total Daily Collection</b>            |                |                          |           |                      |                   |                             | <b>231,282.50</b>              |                                          |



**Fastgo Infra Pvt.Ltd. And JV  
Nagpur IRDP Toll  
Daily Tollable & NON Tollable Traffic Count And Revenue Entry Details  
(Count'd)**

| Date                                                                                |                | 16/03/2025  |                                 |                               |
|-------------------------------------------------------------------------------------|----------------|-------------|---------------------------------|-------------------------------|
| Section Name                                                                        |                | Nagpur IRDP |                                 |                               |
| Bank Name Where Cash Depositing                                                     |                | -----       |                                 |                               |
| Bank Account Number                                                                 |                | -----       |                                 |                               |
| Collection Depositing Date                                                          |                | -----       |                                 |                               |
| Transaction Type                                                                    | Car/Jeep Count | LCV Count   | Bus / Truck Count               | MAV (Multi Axle Vehicle)Count |
| Single Journey                                                                      | 0              | 187         | 211                             | 297                           |
| Return Pass Sales                                                                   | 0              | 163         | 160                             | 149                           |
| Return Pass Entry                                                                   | 0              | 163         | 160                             | 149                           |
| Daily Pass Sales                                                                    | 0              | 154         | 140                             | 106                           |
| Daily Pass Return Entry                                                             | 0              | 1051        | 1033                            | 703                           |
| Discount Coupons Entry                                                              | 0              | 36          | 17                              | 14                            |
| Monthly Pass Entry                                                                  | 0              | 550         | 378                             | 104                           |
| MSRTC BUS Exempted Entry                                                            | 0              | 0           | 1889                            | 0                             |
| SCHOOL BUS Exempted Entry                                                           | 0              | 0           | 0                               | 0                             |
| Government Exempted                                                                 | 0              | 104         | 118                             | 34                            |
| Political parties vehicles Traffic                                                  | 0              | 1876        | 893                             | 727                           |
| Plaza to plaza Exempted within 6                                                    | 0              | 135         | 163                             | 165                           |
| Violation Entry                                                                     | 0              | 0           | 0                               | 0                             |
|  |                |             | Total Tollable Vehicle Count    | 6,388                         |
|                                                                                     |                |             | Total NONTollable Vehicle Count | 5,641                         |
|                                                                                     |                |             | Total Vehicle Count             | 12,029                        |
|                                                                                     |                |             | Total Vehicle Amount            | 231,282.50                    |
|                                                                                     |                |             | Total Discount Sales            | -                             |
|                                                                                     |                |             | Total Pass Sales                | -                             |
|                                                                                     |                |             | Total Daily Collection          | 231,282.50                    |




**Fastgo Infra Pvt.Ltd. And JV  
Nagpur IRDP Toll  
Daily Tollable & NON Tollable Traffic Count And Revenue Entry Details**


| Date                                     |                |                          | 17/03/2025  |                      |                   |                             |                                |                                          |
|------------------------------------------|----------------|--------------------------|-------------|----------------------|-------------------|-----------------------------|--------------------------------|------------------------------------------|
| Section Name                             |                |                          | Nagpur IRDP |                      |                   |                             |                                |                                          |
| Bank Name Where Cash Depositing          |                |                          | -----       |                      |                   |                             |                                |                                          |
| Bank Account Number                      |                |                          | -----       |                      |                   |                             |                                |                                          |
| Collection Depositing Date               |                |                          | -----       |                      |                   |                             |                                |                                          |
| Transaction Type                         | Car/Jeep Count | Car/Jeep Amount (In.Rs.) | LCV Count   | LCV Amount (In. Rs.) | Bus / Truck Count | Bus / Truck Amount (In.Rs.) | MAV (Multi Axle Vechicle)Count | MAV (Multi Axle Vechicle)Amount (In.Rs.) |
| 1                                        | 2              | 3                        | 4           | 5                    | 6                 | 7                           | 8                              | 9                                        |
| Single Journey                           | 0              | 0                        | 318         | 19080                | 359               | 37695                       | 427                            | 53375                                    |
| Return Pass Sales                        | 0              | 0                        | 278         | 25020                | 273               | 42997.5                     | 213                            | 39937.5                                  |
| Return Pass Entry                        | 0              | 0                        | 278         | 0                    | 273               | 0                           | 213                            | 0                                        |
| Daily Pass Sales                         | 0              | 0                        | 261         | 39150                | 239               | 62737.5                     | 152                            | 47500                                    |
| Daily Pass Return Entry                  | 0              | 0                        | 781         | 0                    | 884               | 0                           | 522                            | 0                                        |
| Monthly Pass Entry                       | 0              | 0                        | 501         | 0                    | 281               | 0                           | 77                             | 0                                        |
| Discount Coupons Sales 50%               | 0              | 0                        | 26          | 0                    | 12                | 0                           | 10                             | 0                                        |
| Discount Coupons Sales 25%               | 0              | 0                        | 0           | 0                    | 0                 | 0                           | 0                              | 0                                        |
| MSRTC BUS Exempted Entry                 | 0              | 0                        | 0           | 0                    | 1648              | 0                           | 0                              | 0                                        |
| SCHOOL BUS Exempted Entry                | 0              | 0                        | 0           | 0                    | 1735              | 0                           | 0                              | 0                                        |
| Government Exempted                      | 0              | 0                        | 84          | 0                    | 88                | 0                           | 25                             | 0                                        |
| Political parties vehicles Traffic count | 0              | 0                        | 1394        | 0                    | 664               | 0                           | 540                            | 0                                        |
| Plaza to plaza Exempted within 6 hours   | 0              | 0                        | 100         | 0                    | 121               | 0                           | 123                            | 0                                        |
| Violation Entry                          | 0              | 0                        | 0           | 0                    | 0                 | 0                           | 0                              | 0                                        |
| <b>Total Tollable Vechicle Count</b>     |                |                          |             |                      |                   |                             | <b>6722</b>                    |                                          |
| <b>Total NONTollable Vechicle Count</b>  |                |                          |             |                      |                   |                             | <b>6178</b>                    |                                          |
| <b>Total Vechicle Count</b>              |                |                          |             |                      |                   |                             | <b>12,900.00</b>               |                                          |
| <b>Total Vechicle Amount</b>             |                |                          |             |                      |                   |                             | <b>367,492.50</b>              |                                          |
| <b>Total Discount Sales</b>              |                |                          |             |                      |                   |                             | <b>5,250.00</b>                |                                          |
| <b>Total Pass Sales</b>                  |                |                          |             |                      |                   |                             | <b>-</b>                       |                                          |
| <b>Total Daily Collection</b>            |                |                          |             |                      |                   |                             | <b>372,742.50</b>              |                                          |




**Fastgo Infra Pvt.Ltd. And JV  
Nagpur IRDP Toll  
Daily Tollable & NON Tollable Traffic Count And Revenue Entry Details  
(Count'd)**

| Date                                                                                |                | 17/03/2025  |                                 |                               |
|-------------------------------------------------------------------------------------|----------------|-------------|---------------------------------|-------------------------------|
| Section Name                                                                        |                | Nagpur IRDP |                                 |                               |
| Bank Name Where Cash Depositing                                                     |                | -----       |                                 |                               |
| Bank Account Number                                                                 |                | -----       |                                 |                               |
| Collection Depositing Date                                                          |                | -----       |                                 |                               |
| Transaction Type                                                                    | Car/Jeep Count | LCV Count   | Bus / Truck Count               | MAV (Multi Axle Vehicle)Count |
| Single Journey                                                                      | 0              | 318         | 359                             | 427                           |
| Return Pass Sales                                                                   | 0              | 278         | 273                             | 213                           |
| Return Pass Entry                                                                   | 0              | 278         | 273                             | 213                           |
| Daily Pass Sales                                                                    | 0              | 261         | 239                             | 152                           |
| Daily Pass Return Entry                                                             | 0              | 781         | 884                             | 522                           |
| Discount Coupons Entry                                                              | 0              | 26          | 12                              | 10                            |
| Monthly Pass Entry                                                                  | 0              | 501         | 281                             | 77                            |
| MSRTC BUS Exempted Entry                                                            | 0              | 0           | 1648                            | 0                             |
| SCHOOL BUS Exempted Entry                                                           | 0              | 0           | 1735                            | 0                             |
| Government Exempted                                                                 | 0              | 84          | 88                              | 25                            |
| Political parties vehicles Traffic                                                  | 0              | 1394        | 664                             | 540                           |
| Plaza to plaza Exempted within 6                                                    | 0              | 100         | 121                             | 123                           |
| Violation Entry                                                                     | 0              | 0           | 0                               | 0                             |
|  |                |             | Total Tollable Vehicle Count    | 6,722                         |
|                                                                                     |                |             | Total NONTollable Vehicle Count | 6,178                         |
|                                                                                     |                |             | Total Vehicle Count             | 12,900                        |
|                                                                                     |                |             | Total Vehicle Amount            | 367,492.50                    |
|                                                                                     |                |             | Total Discount Sales            | 5,250.00                      |
|                                                                                     |                |             | Total Pass Sales                | -                             |
|                                                                                     |                |             | Total Daily Collection          | 372,742.50                    |


**Fastgo Infra Pvt.Ltd. And JV  
Nagpur IRDP Toll  
Daily Tollable & NON Tollable Traffic Count And Revenue Entry Details**

| Date                                                                                |                |                          | 18/03/2025  |                      |                   |                             |                                  |                                          |
|-------------------------------------------------------------------------------------|----------------|--------------------------|-------------|----------------------|-------------------|-----------------------------|----------------------------------|------------------------------------------|
| Section Name                                                                        |                |                          | Nagpur IRDP |                      |                   |                             |                                  |                                          |
| Bank Name Where Cash Depositing                                                     |                |                          | -----       |                      |                   |                             |                                  |                                          |
| Bank Account Number                                                                 |                |                          | -----       |                      |                   |                             |                                  |                                          |
| Collection Depositing Date                                                          |                |                          | -----       |                      |                   |                             |                                  |                                          |
| Transaction Type                                                                    | Car/Jeep Count | Car/Jeep Amount (In.Rs.) | LCV Count   | LCV Amount (In. Rs.) | Bus / Truck Count | Bus / Truck Amount (In.Rs.) | MAV (Multi Axle Vechicle)Count   | MAV (Multi Axle Vechicle)Amount (In.Rs.) |
| 1                                                                                   | 2              | 3                        | 4           | 5                    | 6                 | 7                           | 8                                | 9                                        |
| Single Journey                                                                      | 0              | 0                        | 300         | 18000                | 368               | 38640                       | 425                              | 53125                                    |
| Return Pass Sales                                                                   | 0              | 0                        | 263         | 23670                | 280               | 44100                       | 212                              | 39750                                    |
| Return Pass Entry                                                                   | 0              | 0                        | 263         | 0                    | 280               | 0                           | 212                              | 0                                        |
| Daily Pass Sales                                                                    | 0              | 0                        | 248         | 37200                | 246               | 64575                       | 151                              | 47187.5                                  |
| Daily Pass Return Entry                                                             | 0              | 0                        | 1019        | 0                    | 1001              | 0                           | 681                              | 0                                        |
| Monthly Pass Entry                                                                  | 0              | 0                        | 533         | 0                    | 367               | 0                           | 101                              | 0                                        |
| Discount Coupons Sales 50%                                                          | 0              | 0                        | 35          | 0                    | 16                | 0                           | 13                               | 0                                        |
| Discount Coupons Sales 25%                                                          | 0              | 0                        | 0           | 0                    | 0                 | 0                           | 0                                | 0                                        |
| MSRTC BUS Exempted Entry                                                            | 0              | 0                        | 0           | 0                    | 1831              | 0                           | 0                                | 0                                        |
| SCHOOL BUS Exempted Entry                                                           | 0              | 0                        | 0           | 0                    | 1622              | 0                           | 0                                | 0                                        |
| Government Exempted                                                                 | 0              | 0                        | 101         | 0                    | 114               | 0                           | 33                               | 0                                        |
| Political parties vehicles Traffic count                                            | 0              | 0                        | 1818        | 0                    | 866               | 0                           | 705                              | 0                                        |
| Plaza to plaza Exempted within 6 hours                                              | 0              | 0                        | 131         | 0                    | 158               | 0                           | 160                              | 0                                        |
| Violation Entry                                                                     | 0              | 0                        | 0           | 0                    | 0                 | 0                           | 0                                | 0                                        |
|  |                |                          |             |                      |                   |                             | Total Tollable Vechicle Count    | 7463                                     |
|                                                                                     |                |                          |             |                      |                   |                             | Total NONTollable Vechicle Count | 7090                                     |
|                                                                                     |                |                          |             |                      |                   |                             | Total Vechicle Count             | 14,553.00                                |
|                                                                                     |                |                          |             |                      |                   |                             | Total Vechicle Amount            | 366,247.50                               |
|                                                                                     |                |                          |             |                      |                   |                             | Total Discount Sales             | 6,000.00                                 |
|                                                                                     |                |                          |             |                      |                   |                             | Total Pass Sales                 | 27,000.00                                |
|                                                                                     |                |                          |             |                      |                   |                             | Total Daily Collection           | 399,247.50                               |


**Fastgo Infra Pvt.Ltd. And JV  
Nagpur IRDP Toll  
Daily Tollable & NON Tollable Traffic Count And Revenue Entry Details  
(Count'd)**

| Date                                                                                |                | 18/03/2025  |                                 |                               |
|-------------------------------------------------------------------------------------|----------------|-------------|---------------------------------|-------------------------------|
| Section Name                                                                        |                | Nagpur IRDP |                                 |                               |
| Bank Name Where Cash Depositing                                                     |                | -----       |                                 |                               |
| Bank Account Number                                                                 |                | -----       |                                 |                               |
| Collection Depositing Date                                                          |                | -----       |                                 |                               |
| Transaction Type                                                                    | Car/Jeep Count | LCV Count   | Bus / Truck Count               | MAV (Multi Axle Vehicle)Count |
| Single Journey                                                                      | 0              | 300         | 368                             | 425                           |
| Return Pass Sales                                                                   | 0              | 263         | 280                             | 212                           |
| Return Pass Entry                                                                   | 0              | 263         | 280                             | 212                           |
| Daily Pass Sales                                                                    | 0              | 248         | 246                             | 151                           |
| Daily Pass Return Entry                                                             | 0              | 1019        | 1001                            | 681                           |
| Discount Coupons Entry                                                              | 0              | 35          | 16                              | 13                            |
| Monthly Pass Entry                                                                  | 0              | 533         | 367                             | 101                           |
| MSRTC BUS Exempted Entry                                                            | 0              | 0           | 1831                            | 0                             |
| SCHOOL BUS Exempted Entry                                                           | 0              | 0           | 1622                            | 0                             |
| Government Exempted                                                                 | 0              | 101         | 114                             | 33                            |
| Political parties vehicles Traffic                                                  | 0              | 1818        | 866                             | 705                           |
| Plaza to plaza Exempted within 6                                                    | 0              | 131         | 158                             | 160                           |
| Violation Entry                                                                     | 0              | 0           | 0                               | 0                             |
|  |                |             | Total Tollable Vehicle Count    | 7,463                         |
|                                                                                     |                |             | Total NONTollable Vehicle Count | 7,090                         |
|                                                                                     |                |             | Total Vehicle Count             | 14,553                        |
|                                                                                     |                |             | Total Vehicle Amount            | 366,247.50                    |
|                                                                                     |                |             | Total Discount Sales            | 6,000.00                      |
|                                                                                     |                |             | Total Pass Sales                | 27,000.00                     |
|                                                                                     |                |             | Total Daily Collection          | 399,247.50                    |


**Fastgo Infra Pvt.Ltd. And JV  
Nagpur IRDP Toll  
Daily Tollable & NON Tollable Traffic Count And Revenue Entry Details**

| Date                                                                                |                |                          | 19/03/2025  |                      |                   |                             |                                  |                                          |
|-------------------------------------------------------------------------------------|----------------|--------------------------|-------------|----------------------|-------------------|-----------------------------|----------------------------------|------------------------------------------|
| Section Name                                                                        |                |                          | Nagpur IRDP |                      |                   |                             |                                  |                                          |
| Bank Name Where Cash Depositing                                                     |                |                          | -----       |                      |                   |                             |                                  |                                          |
| Bank Account Number                                                                 |                |                          | -----       |                      |                   |                             |                                  |                                          |
| Collection Depositing Date                                                          |                |                          | -----       |                      |                   |                             |                                  |                                          |
| Transaction Type                                                                    | Car/Jeep Count | Car/Jeep Amount (In.Rs.) | LCV Count   | LCV Amount (In. Rs.) | Bus / Truck Count | Bus / Truck Amount (In.Rs.) | MAV (Multi Axle Vechicle)Count   | MAV (Multi Axle Vechicle)Amount (In.Rs.) |
| 1                                                                                   | 2              | 3                        | 4           | 5                    | 6                 | 7                           | 8                                | 9                                        |
| Single Journey                                                                      | 0              | 0                        | 282         | 16920                | 319               | 33495                       | 400                              | 50000                                    |
| Return Pass Sales                                                                   | 0              | 0                        | 247         | 22230                | 242               | 38115                       | 200                              | 37500                                    |
| Return Pass Entry                                                                   | 0              | 0                        | 247         | 0                    | 242               | 0                           | 200                              | 0                                        |
| Daily Pass Sales                                                                    | 0              | 0                        | 232         | 34800                | 213               | 55912.5                     | 142                              | 44375                                    |
| Daily Pass Return Entry                                                             | 0              | 0                        | 1097        | 0                    | 1040              | 0                           | 708                              | 0                                        |
| Monthly Pass Entry                                                                  | 0              | 0                        | 574         | 0                    | 395               | 0                           | 109                              | 0                                        |
| Discount Coupons Sales 50%                                                          | 0              | 0                        | 37          | 0                    | 17                | 0                           | 12                               | 0                                        |
| Discount Coupons Sales 25%                                                          | 0              | 0                        | 0           | 0                    | 0                 | 0                           | 0                                | 0                                        |
| MSRTC BUS Exempted Entry                                                            | 0              | 0                        | 0           | 0                    | 1973              | 0                           | 0                                | 0                                        |
| SCHOOL BUS Exempted Entry                                                           | 0              | 0                        | 0           | 0                    | 1921              | 0                           | 0                                | 0                                        |
| Government Exempted                                                                 | 0              | 0                        | 109         | 0                    | 123               | 0                           | 35                               | 0                                        |
| Political parties vehicles Traffic count                                            | 0              | 0                        | 1958        | 0                    | 933               | 0                           | 732                              | 0                                        |
| Plaza to plaza Exempted within 6 hours                                              | 0              | 0                        | 141         | 0                    | 170               | 0                           | 161                              | 0                                        |
| Violation Entry                                                                     | 0              | 0                        | 0           | 0                    | 0                 | 0                           | 0                                | 0                                        |
|  |                |                          |             |                      |                   |                             | Total Tollable Vechicle Count    | 7427                                     |
|                                                                                     |                |                          |             |                      |                   |                             | Total NONTollable Vechicle Count | 7784                                     |
|                                                                                     |                |                          |             |                      |                   |                             | Total Vechicle Count             | 15,211.00                                |
|                                                                                     |                |                          |             |                      |                   |                             | Total Vechicle Amount            | 333,347.50                               |
|                                                                                     |                |                          |             |                      |                   |                             | Total Discount Sales             | -                                        |
|                                                                                     |                |                          |             |                      |                   |                             | Total Pass Sales                 | -                                        |
|                                                                                     |                |                          |             |                      |                   |                             | Total Daily Collection           | 333,347.50                               |


**Fastgo Infra Pvt.Ltd. And JV  
Nagpur IRDP Toll  
Daily Tollable & NON Tollable Traffic Count And Revenue Entry Details  
(Count'd)**

| Date                                                                                |                | 19/03/2025  |                                 |                               |
|-------------------------------------------------------------------------------------|----------------|-------------|---------------------------------|-------------------------------|
| Section Name                                                                        |                | Nagpur IRDP |                                 |                               |
| Bank Name Where Cash Depositing                                                     |                | -----       |                                 |                               |
| Bank Account Number                                                                 |                | -----       |                                 |                               |
| Collection Depositing Date                                                          |                | -----       |                                 |                               |
| Transaction Type                                                                    | Car/Jeep Count | LCV Count   | Bus / Truck Count               | MAV (Multi Axle Vehicle)Count |
| Single Journey                                                                      | 0              | 282         | 319                             | 400                           |
| Return Pass Sales                                                                   | 0              | 247         | 242                             | 200                           |
| Return Pass Entry                                                                   | 0              | 247         | 242                             | 200                           |
| Daily Pass Sales                                                                    | 0              | 232         | 213                             | 142                           |
| Daily Pass Return Entry                                                             | 0              | 1097        | 1040                            | 708                           |
| Discount Coupons Entry                                                              | 0              | 37          | 17                              | 12                            |
| Monthly Pass Entry                                                                  | 0              | 574         | 395                             | 109                           |
| MSRTC BUS Exempted Entry                                                            | 0              | 0           | 1973                            | 0                             |
| SCHOOL BUS Exempted Entry                                                           | 0              | 0           | 1921                            | 0                             |
| Government Exempted                                                                 | 0              | 109         | 123                             | 35                            |
| Political parties vehicles Traffic                                                  | 0              | 1958        | 933                             | 732                           |
| Plaza to plaza Exempted within 6                                                    | 0              | 141         | 170                             | 161                           |
| Violation Entry                                                                     | 0              | 0           | 0                               | 0                             |
|  |                |             | Total Tollable Vehicle Count    | 7,427                         |
|                                                                                     |                |             | Total NONTollable Vehicle Count | 7,784                         |
|                                                                                     |                |             | Total Vehicle Count             | 15,211                        |
|                                                                                     |                |             | Total Vehicle Amount            | 333,347.50                    |
|                                                                                     |                |             | Total Discount Sales            | -                             |
|                                                                                     |                |             | Total Pass Sales                | -                             |
|                                                                                     |                |             | Total Daily Collection          | 333,347.50                    |

**Fastgo Infra Pvt.Ltd. And JV  
Nagpur IRDP Toll  
Daily Tollable & NON Tollable Traffic Count And Revenue Entry Details**


| Date                                                                                |                |                          | 20/03/2025  |                      |                   |                             |                                  |                                          |
|-------------------------------------------------------------------------------------|----------------|--------------------------|-------------|----------------------|-------------------|-----------------------------|----------------------------------|------------------------------------------|
| Section Name                                                                        |                |                          | Nagpur IRDP |                      |                   |                             |                                  |                                          |
| Bank Name Where Cash Depositing                                                     |                |                          | -----       |                      |                   |                             |                                  |                                          |
| Bank Account Number                                                                 |                |                          | -----       |                      |                   |                             |                                  |                                          |
| Collection Depositing Date                                                          |                |                          | -----       |                      |                   |                             |                                  |                                          |
| Transaction Type                                                                    | Car/Jeep Count | Car/Jeep Amount (In.Rs.) | LCV Count   | LCV Amount (In. Rs.) | Bus / Truck Count | Bus / Truck Amount (In.Rs.) | MAV (Multi Axle Vechicle)Count   | MAV (Multi Axle Vechicle)Amount (In.Rs.) |
| 1                                                                                   | 2              | 3                        | 4           | 5                    | 6                 | 7                           | 8                                | 9                                        |
| Single Journey                                                                      | 0              | 0                        | 326         | 19560                | 387               | 40635                       | 437                              | 54625                                    |
| Return Pass Sales                                                                   | 0              | 0                        | 286         | 25740                | 295               | 46462.5                     | 218                              | 40875                                    |
| Return Pass Entry                                                                   | 0              | 0                        | 286         | 0                    | 295               | 0                           | 218                              | 0                                        |
| Daily Pass Sales                                                                    | 0              | 0                        | 268         | 40200                | 258               | 67725                       | 156                              | 48750                                    |
| Daily Pass Return Entry                                                             | 0              | 0                        | 1081        | 0                    | 1063              | 0                           | 723                              | 0                                        |
| Monthly Pass Entry                                                                  | 0              | 0                        | 566         | 0                    | 389               | 0                           | 107                              | 0                                        |
| Discount Coupons Sales 50%                                                          | 0              | 0                        | 37          | 0                    | 17                | 0                           | 14                               | 0                                        |
| Discount Coupons Sales 25%                                                          | 0              | 0                        | 0           | 0                    | 0                 | 0                           | 0                                | 0                                        |
| MSRTC BUS Exempted Entry                                                            | 0              | 0                        | 0           | 0                    | 1944              | 0                           | 0                                | 0                                        |
| SCHOOL BUS Exempted Entry                                                           | 0              | 0                        | 0           | 0                    | 1755              | 0                           | 0                                | 0                                        |
| Government Exempted                                                                 | 0              | 0                        | 107         | 0                    | 121               | 0                           | 35                               | 0                                        |
| Political parties vehicles Traffic count                                            | 0              | 0                        | 1930        | 0                    | 919               | 0                           | 748                              | 0                                        |
| Plaza to plaza Exempted within 6 hours                                              | 0              | 0                        | 139         | 0                    | 168               | 0                           | 170                              | 0                                        |
| Violation Entry                                                                     | 0              | 0                        | 0           | 0                    | 0                 | 0                           | 0                                | 0                                        |
|  |                |                          |             |                      |                   |                             | Total Tollable Vechicle Count    | 7904                                     |
|                                                                                     |                |                          |             |                      |                   |                             | Total NONTollable Vechicle Count | 7559                                     |
|                                                                                     |                |                          |             |                      |                   |                             | Total Vechicle Count             | 15,463.00                                |
|                                                                                     |                |                          |             |                      |                   |                             | Total Vechicle Amount            | 384,572.50                               |
|                                                                                     |                |                          |             |                      |                   |                             | Total Discount Sales             | -                                        |
|                                                                                     |                |                          |             |                      |                   |                             | Total Pass Sales                 | 3,000.00                                 |
|                                                                                     |                |                          |             |                      |                   |                             | Total Daily Collection           | 387,572.50                               |

**Fastgo Infra Pvt.Ltd. And JV  
Nagpur IRDP Toll  
Daily Tollable & NON Tollable Traffic Count And Revenue Entry Details  
(Count'd)**


| Date                                                                                |                | 20/03/2025  |                                 |                               |
|-------------------------------------------------------------------------------------|----------------|-------------|---------------------------------|-------------------------------|
| Section Name                                                                        |                | Nagpur IRDP |                                 |                               |
| Bank Name Where Cash Depositing                                                     |                | -----       |                                 |                               |
| Bank Account Number                                                                 |                | -----       |                                 |                               |
| Collection Depositing Date                                                          |                | -----       |                                 |                               |
| Transaction Type                                                                    | Car/Jeep Count | LCV Count   | Bus / Truck Count               | MAV (Multi Axle Vehicle)Count |
| Single Journey                                                                      | 0              | 326         | 387                             | 437                           |
| Return Pass Sales                                                                   | 0              | 286         | 295                             | 218                           |
| Return Pass Entry                                                                   | 0              | 286         | 295                             | 218                           |
| Daily Pass Sales                                                                    | 0              | 268         | 258                             | 156                           |
| Daily Pass Return Entry                                                             | 0              | 1081        | 1063                            | 723                           |
| Discount Coupons Entry                                                              | 0              | 37          | 17                              | 14                            |
| Monthly Pass Entry                                                                  | 0              | 566         | 389                             | 107                           |
| MSRTC BUS Exempted Entry                                                            | 0              | 0           | 1944                            | 0                             |
| SCHOOL BUS Exempted Entry                                                           | 0              | 0           | 1755                            | 0                             |
| Government Exempted                                                                 | 0              | 107         | 121                             | 35                            |
| Political parties vehicles Traffic                                                  | 0              | 1930        | 919                             | 748                           |
| Plaza to plaza Exempted within 6                                                    | 0              | 139         | 168                             | 170                           |
| Violation Entry                                                                     | 0              | 0           | 0                               | 0                             |
|  |                |             | Total Tollable Vehicle Count    | 7,904                         |
|                                                                                     |                |             | Total NONTollable Vehicle Count | 7,559                         |
|                                                                                     |                |             | Total Vehicle Count             | 15,463                        |
|                                                                                     |                |             | Total Vehicle Amount            | 384,572.50                    |
|                                                                                     |                |             | Total Discount Sales            | -                             |
|                                                                                     |                |             | Total Pass Sales                | 3,000.00                      |
|                                                                                     |                |             | Total Daily Collection          | 387,572.50                    |




**Fastgo Infra Pvt.Ltd. And JV  
Nagpur IRDP Toll  
Daily Tollable & NON Tollable Traffic Count And Revenue Entry Details**

| Date                                                                                |                |                          | 21/03/2025  |                      |                   |                             |                                  |                                          |
|-------------------------------------------------------------------------------------|----------------|--------------------------|-------------|----------------------|-------------------|-----------------------------|----------------------------------|------------------------------------------|
| Section Name                                                                        |                |                          | Nagpur IRDP |                      |                   |                             |                                  |                                          |
| Bank Name Where Cash Depositing                                                     |                |                          | -----       |                      |                   |                             |                                  |                                          |
| Bank Account Number                                                                 |                |                          | -----       |                      |                   |                             |                                  |                                          |
| Collection Depositing Date                                                          |                |                          | -----       |                      |                   |                             |                                  |                                          |
| Transaction Type                                                                    | Car/Jeep Count | Car/Jeep Amount (In.Rs.) | LCV Count   | LCV Amount (In. Rs.) | Bus / Truck Count | Bus / Truck Amount (In.Rs.) | MAV (Multi Axle Vechicle)Count   | MAV (Multi Axle Vechicle)Amount (In.Rs.) |
| 1                                                                                   | 2              | 3                        | 4           | 5                    | 6                 | 7                           | 8                                | 9                                        |
| Single Journey                                                                      | 0              | 0                        | 312         | 18720                | 405               | 42525                       | 489                              | 61125                                    |
| Return Pass Sales                                                                   | 0              | 0                        | 273         | 24570                | 308               | 48510                       | 246                              | 46125                                    |
| Return Pass Entry                                                                   | 0              | 0                        | 273         | 0                    | 308               | 0                           | 246                              | 0                                        |
| Daily Pass Sales                                                                    | 0              | 0                        | 258         | 38700                | 268               | 70350                       | 175                              | 54687.5                                  |
| Daily Pass Return Entry                                                             | 0              | 0                        | 1097        | 0                    | 940               | 0                           | 620                              | 0                                        |
| Monthly Pass Entry                                                                  | 0              | 0                        | 485         | 0                    | 334               | 0                           | 92                               | 0                                        |
| Discount Coupons Sales 50%                                                          | 0              | 0                        | 31          | 0                    | 15                | 0                           | 12                               | 0                                        |
| Discount Coupons Sales 25%                                                          | 0              | 0                        | 0           | 0                    | 0                 | 0                           | 0                                | 0                                        |
| MSRTC BUS Exempted Entry                                                            | 0              | 0                        | 0           | 0                    | 1666              | 0                           | 0                                | 0                                        |
| SCHOOL BUS Exempted Entry                                                           | 0              | 0                        | 0           | 0                    | 1741              | 0                           | 0                                | 0                                        |
| Government Exempted                                                                 | 0              | 0                        | 92          | 0                    | 104               | 0                           | 30                               | 0                                        |
| Political parties vehicles Traffic count                                            | 0              | 0                        | 1654        | 0                    | 788               | 0                           | 641                              | 0                                        |
| Plaza to plaza Exempted within 6 hours                                              | 0              | 0                        | 119         | 0                    | 144               | 0                           | 146                              | 0                                        |
| Violation Entry                                                                     | 0              | 0                        | 0           | 0                    | 0                 | 0                           | 0                                | 0                                        |
|  |                |                          |             |                      |                   |                             | Total Tollable Vechicle Count    | 7596                                     |
|                                                                                     |                |                          |             |                      |                   |                             | Total NONTollable Vechicle Count | 6716                                     |
|                                                                                     |                |                          |             |                      |                   |                             | Total Vechicle Count             | 14,312.00                                |
|                                                                                     |                |                          |             |                      |                   |                             | Total Vechicle Amount            | 405,312.50                               |
|                                                                                     |                |                          |             |                      |                   |                             | Total Discount Sales             | 6,250.00                                 |
|                                                                                     |                |                          |             |                      |                   |                             | Total Pass Sales                 | -                                        |
|                                                                                     |                |                          |             |                      |                   |                             | Total Daily Collection           | 411,562.50                               |


**Fastgo Infra Pvt.Ltd. And JV  
Nagpur IRDP Toll  
Daily Tollable & NON Tollable Traffic Count And Revenue Entry Details  
(Count'd)**

| Date                                                                                |                | 21/03/2025  |                                 |                               |
|-------------------------------------------------------------------------------------|----------------|-------------|---------------------------------|-------------------------------|
| Section Name                                                                        |                | Nagpur IRDP |                                 |                               |
| Bank Name Where Cash Depositing                                                     |                | -----       |                                 |                               |
| Bank Account Number                                                                 |                | -----       |                                 |                               |
| Collection Depositing Date                                                          |                | -----       |                                 |                               |
| Transaction Type                                                                    | Car/Jeep Count | LCV Count   | Bus / Truck Count               | MAV (Multi Axle Vehicle)Count |
| Single Journey                                                                      | 0              | 312         | 405                             | 489                           |
| Return Pass Sales                                                                   | 0              | 273         | 308                             | 246                           |
| Return Pass Entry                                                                   | 0              | 273         | 308                             | 246                           |
| Daily Pass Sales                                                                    | 0              | 258         | 268                             | 175                           |
| Daily Pass Return Entry                                                             | 0              | 1097        | 940                             | 620                           |
| Discount Coupons Entry                                                              | 0              | 31          | 15                              | 12                            |
| Monthly Pass Entry                                                                  | 0              | 485         | 334                             | 92                            |
| MSRTC BUS Exempted Entry                                                            | 0              | 0           | 1666                            | 0                             |
| SCHOOL BUS Exempted Entry                                                           | 0              | 0           | 1741                            | 0                             |
| Government Exempted                                                                 | 0              | 92          | 104                             | 30                            |
| Political parties vehicles Traffic                                                  | 0              | 1654        | 788                             | 641                           |
| Plaza to plaza Exempted within 6                                                    | 0              | 119         | 144                             | 146                           |
| Violation Entry                                                                     | 0              | 0           | 0                               | 0                             |
|  |                |             | Total Tollable Vehicle Count    | 7,596                         |
|                                                                                     |                |             | Total NONTollable Vehicle Count | 6,716                         |
|                                                                                     |                |             | Total Vehicle Count             | 14,312                        |
|                                                                                     |                |             | Total Vehicle Amount            | 405,312.50                    |
|                                                                                     |                |             | Total Discount Sales            | 6,250.00                      |
|                                                                                     |                |             | Total Pass Sales                | -                             |
|                                                                                     |                |             | Total Daily Collection          | 411,562.50                    |


**Fastgo Infra Pvt.Ltd. And JV  
Nagpur IRDP Toll  
Daily Tollable & NON Tollable Traffic Count And Revenue Entry Details**

| Date                                                                                |                |                          | 22/03/2025  |                      |                   |                             |                                  |                                          |  |  |
|-------------------------------------------------------------------------------------|----------------|--------------------------|-------------|----------------------|-------------------|-----------------------------|----------------------------------|------------------------------------------|--|--|
| Section Name                                                                        |                |                          | Nagpur IRDP |                      |                   |                             |                                  |                                          |  |  |
| Bank Name Where Cash Depositing                                                     |                |                          | -----       |                      |                   |                             |                                  |                                          |  |  |
| Bank Account Number                                                                 |                |                          | -----       |                      |                   |                             |                                  |                                          |  |  |
| Collection Depositing Date                                                          |                |                          | -----       |                      |                   |                             |                                  |                                          |  |  |
| Transaction Type                                                                    | Car/Jeep Count | Car/Jeep Amount (In.Rs.) | LCV Count   | LCV Amount (In. Rs.) | Bus / Truck Count | Bus / Truck Amount (In.Rs.) | MAV (Multi Axle Vechicle)Count   | MAV (Multi Axle Vechicle)Amount (In.Rs.) |  |  |
| 1                                                                                   | 2              | 3                        | 4           | 5                    | 6                 | 7                           | 8                                | 9                                        |  |  |
| Single Journey                                                                      | 0              | 0                        | 347         | 20820                | 395               | 41475                       | 482                              | 60250                                    |  |  |
| Return Pass Sales                                                                   | 0              | 0                        | 303         | 27270                | 301               | 47407.5                     | 241                              | 45187.5                                  |  |  |
| Return Pass Entry                                                                   | 0              | 0                        | 303         | 0                    | 301               | 0                           | 241                              | 0                                        |  |  |
| Daily Pass Sales                                                                    | 0              | 0                        | 286         | 42900                | 264               | 69300                       | 173                              | 54062.5                                  |  |  |
| Daily Pass Return Entry                                                             | 0              | 0                        | 1078        | 0                    | 956               | 0                           | 650                              | 0                                        |  |  |
| Monthly Pass Entry                                                                  | 0              | 0                        | 509         | 0                    | 350               | 0                           | 96                               | 0                                        |  |  |
| Discount Coupons Sales 50%                                                          | 0              | 0                        | 33          | 0                    | 15                | 0                           | 13                               | 0                                        |  |  |
| Discount Coupons Sales 25%                                                          | 0              | 0                        | 0           | 0                    | 0                 | 0                           | 0                                | 0                                        |  |  |
| MSRTC BUS Exempted Entry                                                            | 0              | 0                        | 0           | 0                    | 1748              | 0                           | 0                                | 0                                        |  |  |
| SCHOOL BUS Exempted Entry                                                           | 0              | 0                        | 0           | 0                    | 1622              | 0                           | 0                                | 0                                        |  |  |
| Government Exempted                                                                 | 0              | 0                        | 97          | 0                    | 109               | 0                           | 31                               | 0                                        |  |  |
| Political parties vehicles Traffic count                                            | 0              | 0                        | 1735        | 0                    | 826               | 0                           | 673                              | 0                                        |  |  |
| Plaza to plaza Exempted within 6 hours                                              | 0              | 0                        | 125         | 0                    | 151               | 0                           | 153                              | 0                                        |  |  |
| Violation Entry                                                                     | 0              | 0                        | 0           | 0                    | 0                 | 0                           | 0                                | 0                                        |  |  |
|  |                |                          |             |                      |                   |                             | Total Tollable Vechicle Count    | 7766                                     |  |  |
|                                                                                     |                |                          |             |                      |                   |                             | Total NONTollable Vechicle Count | 6841                                     |  |  |
|                                                                                     |                |                          |             |                      |                   |                             | Total Vechicle Count             | 14,607.00                                |  |  |
|                                                                                     |                |                          |             |                      |                   |                             | Total Vechicle Amount            | 408,672.50                               |  |  |
|                                                                                     |                |                          |             |                      |                   |                             | Total Discount Sales             | 6,000.00                                 |  |  |
|                                                                                     |                |                          |             |                      |                   |                             | Total Pass Sales                 | -                                        |  |  |
|                                                                                     |                |                          |             |                      |                   |                             | Total Daily Collection           | 414,672.50                               |  |  |


**Fastgo Infra Pvt.Ltd. And JV  
Nagpur IRDP Toll  
Daily Tollable & NON Tollable Traffic Count And Revenue Entry Details  
(Count'd)**

| Date                                                                                |                | 22/03/2025  |                                 |                               |
|-------------------------------------------------------------------------------------|----------------|-------------|---------------------------------|-------------------------------|
| Section Name                                                                        |                | Nagpur IRDP |                                 |                               |
| Bank Name Where Cash Depositing                                                     |                | -----       |                                 |                               |
| Bank Account Number                                                                 |                | -----       |                                 |                               |
| Collection Depositing Date                                                          |                | -----       |                                 |                               |
| Transaction Type                                                                    | Car/Jeep Count | LCV Count   | Bus / Truck Count               | MAV (Multi Axle Vehicle)Count |
| Single Journey                                                                      | 0              | 347         | 395                             | 482                           |
| Return Pass Sales                                                                   | 0              | 303         | 301                             | 241                           |
| Return Pass Entry                                                                   | 0              | 303         | 301                             | 241                           |
| Daily Pass Sales                                                                    | 0              | 286         | 264                             | 173                           |
| Daily Pass Return Entry                                                             | 0              | 1078        | 956                             | 650                           |
| Discount Coupons Entry                                                              | 0              | 33          | 15                              | 13                            |
| Monthly Pass Entry                                                                  | 0              | 509         | 350                             | 96                            |
| MSRTC BUS Exempted Entry                                                            | 0              | 0           | 1748                            | 0                             |
| SCHOOL BUS Exempted Entry                                                           | 0              | 0           | 1622                            | 0                             |
| Government Exempted                                                                 | 0              | 97          | 109                             | 31                            |
| Political parties vehicles Traffic                                                  | 0              | 1735        | 826                             | 673                           |
| Plaza to plaza Exempted within 6                                                    | 0              | 125         | 151                             | 153                           |
| Violation Entry                                                                     | 0              | 0           | 0                               | 0                             |
|  |                |             | Total Tollable Vehicle Count    | 7,766                         |
|                                                                                     |                |             | Total NONTollable Vehicle Count | 6,841                         |
|                                                                                     |                |             | Total Vehicle Count             | 14,607                        |
|                                                                                     |                |             | Total Vehicle Amount            | 408,672.50                    |
|                                                                                     |                |             | Total Discount Sales            | 6,000.00                      |
|                                                                                     |                |             | Total Pass Sales                | -                             |
|                                                                                     |                |             | Total Daily Collection          | 414,672.50                    |


**Fastgo Infra Pvt.Ltd. And JV  
Nagpur IRDP Toll  
Daily Tollable & NON Tollable Traffic Count And Revenue Entry Details**

| Date                                                                                |                | 23/03/2025               |           |                      |                   |                             |                                  |                                          |
|-------------------------------------------------------------------------------------|----------------|--------------------------|-----------|----------------------|-------------------|-----------------------------|----------------------------------|------------------------------------------|
| Section Name                                                                        |                | Nagpur IRDP              |           |                      |                   |                             |                                  |                                          |
| Bank Name Where Cash Depositing                                                     |                | -----                    |           |                      |                   |                             |                                  |                                          |
| Bank Account Number                                                                 |                | -----                    |           |                      |                   |                             |                                  |                                          |
| Collection Depositing Date                                                          |                | -----                    |           |                      |                   |                             |                                  |                                          |
| Transaction Type                                                                    | Car/Jeep Count | Car/Jeep Amount (In.Rs.) | LCV Count | LCV Amount (In. Rs.) | Bus / Truck Count | Bus / Truck Amount (In.Rs.) | MAV (Multi Axle Vechicle)Count   | MAV (Multi Axle Vechicle)Amount (In.Rs.) |
| 1                                                                                   | 2              | 3                        | 4         | 5                    | 6                 | 7                           | 8                                | 9                                        |
| Single Journey                                                                      | 0              | 0                        | 218       | 13080                | 300               | 31500                       | 432                              | 54000                                    |
| Return Pass Sales                                                                   | 0              | 0                        | 191       | 17190                | 229               | 36067.5                     | 216                              | 40500                                    |
| Return Pass Entry                                                                   | 0              | 0                        | 191       | 0                    | 229               | 0                           | 216                              | 0                                        |
| Daily Pass Sales                                                                    | 0              | 0                        | 180       | 27000                | 200               | 52500                       | 154                              | 48125                                    |
| Daily Pass Return Entry                                                             | 0              | 0                        | 1026      | 0                    | 1008              | 0                           | 686                              | 0                                        |
| Monthly Pass Entry                                                                  | 0              | 0                        | 537       | 0                    | 369               | 0                           | 102                              | 0                                        |
| Discount Coupons Sales 50%                                                          | 0              | 0                        | 35        | 0                    | 16                | 0                           | 14                               | 0                                        |
| Discount Coupons Sales 25%                                                          | 0              | 0                        | 0         | 0                    | 0                 | 0                           | 0                                | 0                                        |
| MSRTC BUS Exempted Entry                                                            | 0              | 0                        | 0         | 0                    | 1844              | 0                           | 0                                | 0                                        |
| SCHOOL BUS Exempted Entry                                                           | 0              | 0                        | 0         | 0                    | 0                 | 0                           | 0                                | 0                                        |
| Government Exempted                                                                 | 0              | 0                        | 102       | 0                    | 115               | 0                           | 33                               | 0                                        |
| Political parties vehicles Traffic count                                            | 0              | 0                        | 1830      | 0                    | 872               | 0                           | 709                              | 0                                        |
| Plaza to plaza Exempted within 6 hours                                              | 0              | 0                        | 132       | 0                    | 159               | 0                           | 161                              | 0                                        |
| Violation Entry                                                                     | 0              | 0                        | 0         | 0                    | 0                 | 0                           | 0                                | 0                                        |
|  |                |                          |           |                      |                   |                             | Total Tollable Vechicle Count    | 7001                                     |
|                                                                                     |                |                          |           |                      |                   |                             | Total NONTollable Vechicle Count | 5505                                     |
|                                                                                     |                |                          |           |                      |                   |                             | Total Vechicle Count             | 12,506.00                                |
|                                                                                     |                |                          |           |                      |                   |                             | Total Vechicle Amount            | 319,962.50                               |
|                                                                                     |                |                          |           |                      |                   |                             | Total Discount Sales             | -                                        |
|                                                                                     |                |                          |           |                      |                   |                             | Total Pass Sales                 | -                                        |
|                                                                                     |                |                          |           |                      |                   |                             | Total Daily Collection           | 319,962.50                               |


**Fastgo Infra Pvt.Ltd. And JV  
Nagpur IRDP Toll  
Daily Tollable & NON Tollable Traffic Count And Revenue Entry Details  
(Count'd)**

| Date                                                                                |                | 23/03/2025  |                                 |                               |
|-------------------------------------------------------------------------------------|----------------|-------------|---------------------------------|-------------------------------|
| Section Name                                                                        |                | Nagpur IRDP |                                 |                               |
| Bank Name Where Cash Depositing                                                     |                | -----       |                                 |                               |
| Bank Account Number                                                                 |                | -----       |                                 |                               |
| Collection Depositing Date                                                          |                | -----       |                                 |                               |
| Transaction Type                                                                    | Car/Jeep Count | LCV Count   | Bus / Truck Count               | MAV (Multi Axle Vehicle)Count |
| Single Journey                                                                      | 0              | 218         | 300                             | 432                           |
| Return Pass Sales                                                                   | 0              | 191         | 229                             | 216                           |
| Return Pass Entry                                                                   | 0              | 191         | 229                             | 216                           |
| Daily Pass Sales                                                                    | 0              | 180         | 200                             | 154                           |
| Daily Pass Return Entry                                                             | 0              | 1026        | 1008                            | 686                           |
| Discount Coupons Entry                                                              | 0              | 35          | 16                              | 14                            |
| Monthly Pass Entry                                                                  | 0              | 537         | 369                             | 102                           |
| MSRTC BUS Exempted Entry                                                            | 0              | 0           | 1844                            | 0                             |
| SCHOOL BUS Exempted Entry                                                           | 0              | 0           | 0                               | 0                             |
| Government Exempted                                                                 | 0              | 102         | 115                             | 33                            |
| Political parties vehicles Traffic                                                  | 0              | 1830        | 872                             | 709                           |
| Plaza to plaza Exempted within 6                                                    | 0              | 132         | 159                             | 161                           |
| Violation Entry                                                                     | 0              | 0           | 0                               | 0                             |
|  |                |             | Total Tollable Vehicle Count    | 7,001                         |
|                                                                                     |                |             | Total NONTollable Vehicle Count | 5,505                         |
|                                                                                     |                |             | Total Vehicle Count             | 12,506                        |
|                                                                                     |                |             | Total Vehicle Amount            | 319,962.50                    |
|                                                                                     |                |             | Total Discount Sales            | -                             |
|                                                                                     |                |             | Total Pass Sales                | -                             |
|                                                                                     |                |             | Total Daily Collection          | 319,962.50                    |

**Fastgo Infra Pvt.Ltd. And JV  
Nagpur IRDP Toll  
Daily Tollable & NON Tollable Traffic Count And Revenue Entry Details**

| Date                                                                                |                |                          | 24/03/2025  |                      |                   |                             |                                  |                                          |
|-------------------------------------------------------------------------------------|----------------|--------------------------|-------------|----------------------|-------------------|-----------------------------|----------------------------------|------------------------------------------|
| Section Name                                                                        |                |                          | Nagpur IRDP |                      |                   |                             |                                  |                                          |
| Bank Name Where Cash Depositing                                                     |                |                          | -----       |                      |                   |                             |                                  |                                          |
| Bank Account Number                                                                 |                |                          | -----       |                      |                   |                             |                                  |                                          |
| Collection Depositing Date                                                          |                |                          | -----       |                      |                   |                             |                                  |                                          |
| Transaction Type                                                                    | Car/Jeep Count | Car/Jeep Amount (In.Rs.) | LCV Count   | LCV Amount (In. Rs.) | Bus / Truck Count | Bus / Truck Amount (In.Rs.) | MAV (Multi Axle Vechicle)Count   | MAV (Multi Axle Vechicle)Amount (In.Rs.) |
| 1                                                                                   | 2              | 3                        | 4           | 5                    | 6                 | 7                           | 8                                | 9                                        |
| Single Journey                                                                      | 0              | 0                        | 351         | 21060                | 400               | 42000                       | 454                              | 56750                                    |
| Return Pass Sales                                                                   | 0              | 0                        | 307         | 27630                | 305               | 48037.5                     | 227                              | 42562.5                                  |
| Return Pass Entry                                                                   | 0              | 0                        | 307         | 0                    | 305               | 0                           | 227                              | 0                                        |
| Daily Pass Sales                                                                    | 0              | 0                        | 290         | 43500                | 267               | 70087.5                     | 162                              | 50625                                    |
| Daily Pass Return Entry                                                             | 0              | 0                        | 1051        | 0                    | 878               | 0                           | 597                              | 0                                        |
| Monthly Pass Entry                                                                  | 0              | 0                        | 468         | 0                    | 322               | 0                           | 88                               | 0                                        |
| Discount Coupons Sales 50%                                                          | 0              | 0                        | 30          | 0                    | 14                | 0                           | 9                                | 0                                        |
| Discount Coupons Sales 25%                                                          | 0              | 0                        | 0           | 0                    | 0                 | 0                           | 0                                | 0                                        |
| MSRTC BUS Exempted Entry                                                            | 0              | 0                        | 0           | 0                    | 1606              | 0                           | 0                                | 0                                        |
| SCHOOL BUS Exempted Entry                                                           | 0              | 0                        | 0           | 0                    | 1686              | 0                           | 0                                | 0                                        |
| Government Exempted                                                                 | 0              | 0                        | 89          | 0                    | 100               | 0                           | 29                               | 0                                        |
| Political parties vehicles Traffic count                                            | 0              | 0                        | 1595        | 0                    | 759               | 0                           | 618                              | 0                                        |
| Plaza to plaza Exempted within 6 hours                                              | 0              | 0                        | 115         | 0                    | 138               | 0                           | 141                              | 0                                        |
| Violation Entry                                                                     | 0              | 0                        | 0           | 0                    | 0                 | 0                           | 0                                | 0                                        |
|  |                |                          |             |                      |                   |                             | Total Tollable Vechicle Count    | 7453                                     |
|                                                                                     |                |                          |             |                      |                   |                             | Total NONTollable Vechicle Count | 6482                                     |
|                                                                                     |                |                          |             |                      |                   |                             | Total Vechicle Count             | 13,935.00                                |
|                                                                                     |                |                          |             |                      |                   |                             | Total Vechicle Amount            | 402,252.50                               |
|                                                                                     |                |                          |             |                      |                   |                             | Total Discount Sales             | -                                        |
|                                                                                     |                |                          |             |                      |                   |                             | Total Pass Sales                 | -                                        |
|                                                                                     |                |                          |             |                      |                   |                             | Total Daily Collection           | 402,252.50                               |

**Fastgo Infra Pvt.Ltd. And JV  
Nagpur IRDP Toll  
Daily Tollable & NON Tollable Traffic Count And Revenue Entry Details  
(Count'd)**

| Date                                                                                |                | 24/03/2025  |                                 |                               |
|-------------------------------------------------------------------------------------|----------------|-------------|---------------------------------|-------------------------------|
| Section Name                                                                        |                | Nagpur IRDP |                                 |                               |
| Bank Name Where Cash Depositing                                                     |                | -----       |                                 |                               |
| Bank Account Number                                                                 |                | -----       |                                 |                               |
| Collection Depositing Date                                                          |                | -----       |                                 |                               |
| Transaction Type                                                                    | Car/Jeep Count | LCV Count   | Bus / Truck Count               | MAV (Multi Axle Vehicle)Count |
| Single Journey                                                                      | 0              | 351         | 400                             | 454                           |
| Return Pass Sales                                                                   | 0              | 307         | 305                             | 227                           |
| Return Pass Entry                                                                   | 0              | 307         | 305                             | 227                           |
| Daily Pass Sales                                                                    | 0              | 290         | 267                             | 162                           |
| Daily Pass Return Entry                                                             | 0              | 1051        | 878                             | 597                           |
| Discount Coupons Entry                                                              | 0              | 30          | 14                              | 9                             |
| Monthly Pass Entry                                                                  | 0              | 468         | 322                             | 88                            |
| MSRTC BUS Exempted Entry                                                            | 0              | 0           | 1606                            | 0                             |
| SCHOOL BUS Exempted Entry                                                           | 0              | 0           | 1686                            | 0                             |
| Government Exempted                                                                 | 0              | 89          | 100                             | 29                            |
| Political parties vehicles Traffic                                                  | 0              | 1595        | 759                             | 618                           |
| Plaza to plaza Exempted within 6                                                    | 0              | 115         | 138                             | 141                           |
| Violation Entry                                                                     | 0              | 0           | 0                               | 0                             |
|  |                |             | Total Tollable Vehicle Count    | 7,453                         |
|                                                                                     |                |             | Total NONTollable Vehicle Count | 6,482                         |
|                                                                                     |                |             | Total Vehicle Count             | 13,935                        |
|                                                                                     |                |             | Total Vehicle Amount            | 402,252.50                    |
|                                                                                     |                |             | Total Discount Sales            | -                             |
|                                                                                     |                |             | Total Pass Sales                | -                             |
|                                                                                     |                |             | Total Daily Collection          | 402,252.50                    |




**Fastgo Infra Pvt.Ltd. And JV  
Nagpur IRDP Toll  
Daily Tollable & NON Tollable Traffic Count And Revenue Entry Details**

| Date                                     |                |                          | 25/03/2025  |                      |                   |                             |                                |                                          |
|------------------------------------------|----------------|--------------------------|-------------|----------------------|-------------------|-----------------------------|--------------------------------|------------------------------------------|
| Section Name                             |                |                          | Nagpur IRDP |                      |                   |                             |                                |                                          |
| Bank Name Where Cash Depositing          |                |                          | -----       |                      |                   |                             |                                |                                          |
| Bank Account Number                      |                |                          | -----       |                      |                   |                             |                                |                                          |
| Collection Depositing Date               |                |                          | -----       |                      |                   |                             |                                |                                          |
| Transaction Type                         | Car/Jeep Count | Car/Jeep Amount (In.Rs.) | LCV Count   | LCV Amount (In. Rs.) | Bus / Truck Count | Bus / Truck Amount (In.Rs.) | MAV (Multi Axle Vechicle)Count | MAV (Multi Axle Vechicle)Amount (In.Rs.) |
| 1                                        | 2              | 3                        | 4           | 5                    | 6                 | 7                           | 8                              | 9                                        |
| Single Journey                           | 0              | 0                        | 347         | 20820                | 407               | 42735                       | 494                            | 61750                                    |
| Return Pass Sales                        | 0              | 0                        | 303         | 27270                | 311               | 48982.5                     | 247                            | 46312.5                                  |
| Return Pass Entry                        | 0              | 0                        | 303         | 0                    | 311               | 0                           | 247                            | 0                                        |
| Daily Pass Sales                         | 0              | 0                        | 286         | 42900                | 273               | 71662.5                     | 175                            | 54687.5                                  |
| Daily Pass Return Entry                  | 0              | 0                        | 1033        | 0                    | 717               | 0                           | 572                            | 0                                        |
| Monthly Pass Entry                       | 0              | 0                        | 435         | 0                    | 250               | 0                           | 69                             | 0                                        |
| Discount Coupons Sales 50%               | 0              | 0                        | 24          | 0                    | 11                | 0                           | 9                              | 0                                        |
| Discount Coupons Sales 25%               | 0              | 0                        | 0           | 0                    | 0                 | 0                           | 0                              | 0                                        |
| MSRTC BUS Exempted Entry                 | 0              | 0                        | 0           | 0                    | 1251              | 0                           | 0                              | 0                                        |
| SCHOOL BUS Exempted Entry                | 0              | 0                        | 0           | 0                    | 1622              | 0                           | 0                              | 0                                        |
| Government Exempted                      | 0              | 0                        | 79          | 0                    | 88                | 0                           | 22                             | 0                                        |
| Political parties vehicles Traffic count | 0              | 0                        | 1443        | 0                    | 565               | 0                           | 449                            | 0                                        |
| Plaza to plaza Exempted within 6 hours   | 0              | 0                        | 89          | 0                    | 111               | 0                           | 121                            | 0                                        |
| Violation Entry                          | 0              | 0                        | 0           | 0                    | 0                 | 0                           | 0                              | 0                                        |
| <b>Total Tollable Vechicle Count</b>     |                |                          |             |                      |                   |                             | <b>7145</b>                    |                                          |
| <b>Total NONTollable Vechicle Count</b>  |                |                          |             |                      |                   |                             | <b>5519</b>                    |                                          |
| <b>Total Vechicle Count</b>              |                |                          |             |                      |                   |                             | <b>12,664.00</b>               |                                          |
| <b>Total Vechicle Amount</b>             |                |                          |             |                      |                   |                             | <b>417,120.00</b>              |                                          |
| <b>Total Discount Sales</b>              |                |                          |             |                      |                   |                             | <b>10,500.00</b>               |                                          |
| <b>Total Pass Sales</b>                  |                |                          |             |                      |                   |                             | <b>-</b>                       |                                          |
| <b>Total Daily Collection</b>            |                |                          |             |                      |                   |                             | <b>427,620.00</b>              |                                          |



**Fastgo Infra Pvt.Ltd. And JV  
Nagpur IRDP Toll  
Daily Tollable & NON Tollable Traffic Count And Revenue Entry Details  
(Count'd)**


| Date                                                                                |                | 25/03/2025  |                                 |                               |
|-------------------------------------------------------------------------------------|----------------|-------------|---------------------------------|-------------------------------|
| Section Name                                                                        |                | Nagpur IRDP |                                 |                               |
| Bank Name Where Cash Depositing                                                     |                | -----       |                                 |                               |
| Bank Account Number                                                                 |                | -----       |                                 |                               |
| Collection Depositing Date                                                          |                | -----       |                                 |                               |
| Transaction Type                                                                    | Car/Jeep Count | LCV Count   | Bus / Truck Count               | MAV (Multi Axle Vehicle)Count |
| Single Journey                                                                      | 0              | 347         | 407                             | 494                           |
| Return Pass Sales                                                                   | 0              | 303         | 311                             | 247                           |
| Return Pass Entry                                                                   | 0              | 303         | 311                             | 247                           |
| Daily Pass Sales                                                                    | 0              | 286         | 273                             | 175                           |
| Daily Pass Return Entry                                                             | 0              | 1033        | 717                             | 572                           |
| Discount Coupons Entry                                                              | 0              | 24          | 11                              | 9                             |
| Monthly Pass Entry                                                                  | 0              | 435         | 250                             | 69                            |
| MSRTC BUS Exempted Entry                                                            | 0              | 0           | 1251                            | 0                             |
| SCHOOL BUS Exempted Entry                                                           | 0              | 0           | 1622                            | 0                             |
| Government Exempted                                                                 | 0              | 79          | 88                              | 22                            |
| Political parties vehicles Traffic                                                  | 0              | 1443        | 565                             | 449                           |
| Plaza to plaza Exempted within 6                                                    | 0              | 89          | 111                             | 121                           |
| Violation Entry                                                                     | 0              | 0           | 0                               | 0                             |
|  |                |             | Total Tollable Vehicle Count    | 7,145                         |
|                                                                                     |                |             | Total NONTollable Vehicle Count | 5,519                         |
|                                                                                     |                |             | Total Vehicle Count             | 12,664                        |
|                                                                                     |                |             | Total Vehicle Amount            | 417,120.00                    |
|                                                                                     |                |             | Total Discount Sales            | 10,500.00                     |
|                                                                                     |                |             | Total Pass Sales                | -                             |
|                                                                                     |                |             | Total Daily Collection          | 427,620.00                    |

**Fastgo Infra Pvt.Ltd. And JV  
Nagpur IRDP Toll  
Daily Tollable & NON Tollable Traffic Count And Revenue Entry Details**


| Date                                     |                | 26/03/2025               |           |                      |                   |                             |                                |                                          |
|------------------------------------------|----------------|--------------------------|-----------|----------------------|-------------------|-----------------------------|--------------------------------|------------------------------------------|
| Section Name                             |                | Nagpur IRDP              |           |                      |                   |                             |                                |                                          |
| Bank Name Where Cash Depositing          |                | -----                    |           |                      |                   |                             |                                |                                          |
| Bank Account Number                      |                | -----                    |           |                      |                   |                             |                                |                                          |
| Collection Depositing Date               |                | -----                    |           |                      |                   |                             |                                |                                          |
| Transaction Type                         | Car/Jeep Count | Car/Jeep Amount (In.Rs.) | LCV Count | LCV Amount (In. Rs.) | Bus / Truck Count | Bus / Truck Amount (In.Rs.) | MAV (Multi Axle Vechicle)Count | MAV (Multi Axle Vechicle)Amount (In.Rs.) |
| 1                                        | 2              | 3                        | 4         | 5                    | 6                 | 7                           | 8                              | 9                                        |
| Single Journey                           | 0              | 0                        | 322       | 19320                | 371               | 38955                       | 470                            | 58750                                    |
| Return Pass Sales                        | 0              | 0                        | 282       | 25380                | 282               | 44415                       | 236                            | 44250                                    |
| Return Pass Entry                        | 0              | 0                        | 282       | 0                    | 282               | 0                           | 236                            | 0                                        |
| Daily Pass Sales                         | 0              | 0                        | 267       | 40050                | 248               | 65100                       | 168                            | 52500                                    |
| Daily Pass Return Entry                  | 0              | 0                        | 723       | 0                    | 662               | 0                           | 410                            | 0                                        |
| Monthly Pass Entry                       | 0              | 0                        | 408       | 0                    | 380               | 0                           | 104                            | 0                                        |
| Discount Coupons Sales 50%               | 0              | 0                        | 36        | 0                    | 17                | 0                           | 14                             | 0                                        |
| Discount Coupons Sales 25%               | 0              | 0                        | 0         | 0                    | 0                 | 0                           | 0                              | 0                                        |
| MSRTC BUS Exempted Entry                 | 0              | 0                        | 0         | 0                    | 1896              | 0                           | 0                              | 0                                        |
| SCHOOL BUS Exempted Entry                | 0              | 0                        | 0         | 0                    | 1647              | 0                           | 0                              | 0                                        |
| Government Exempted                      | 0              | 0                        | 105       | 0                    | 118               | 0                           | 30                             | 0                                        |
| Political parties vehicles Traffic count | 0              | 0                        | 1208      | 0                    | 579               | 0                           | 620                            | 0                                        |
| Plaza to plaza Exempted within 6 hours   | 0              | 0                        | 117       | 0                    | 163               | 0                           | 158                            | 0                                        |
| Violation Entry                          | 0              | 0                        | 0         | 0                    | 0                 | 0                           | 0                              | 0                                        |
| <b>Total Tollable Vechicle Count</b>     |                |                          |           |                      |                   |                             | <b>6638</b>                    |                                          |
| <b>Total NONTollable Vechicle Count</b>  |                |                          |           |                      |                   |                             | <b>6203</b>                    |                                          |
| <b>Total Vechicle Count</b>              |                |                          |           |                      |                   |                             | <b>12,841.00</b>               |                                          |
| <b>Total Vechicle Amount</b>             |                |                          |           |                      |                   |                             | <b>388,720.00</b>              |                                          |
| <b>Total Discount Sales</b>              |                |                          |           |                      |                   |                             | <b>-</b>                       |                                          |
| <b>Total Pass Sales</b>                  |                |                          |           |                      |                   |                             | <b>-</b>                       |                                          |
| <b>Total Daily Collection</b>            |                |                          |           |                      |                   |                             | <b>388,720.00</b>              |                                          |




**Fastgo Infra Pvt.Ltd. And JV  
Nagpur IRDP Toll  
Daily Tollable & NON Tollable Traffic Count And Revenue Entry Details  
(Count'd)**

| Date                                                                                |                | 26/03/2025  |                                 |                               |
|-------------------------------------------------------------------------------------|----------------|-------------|---------------------------------|-------------------------------|
| Section Name                                                                        |                | Nagpur IRDP |                                 |                               |
| Bank Name Where Cash Depositing                                                     |                | -----       |                                 |                               |
| Bank Account Number                                                                 |                | -----       |                                 |                               |
| Collection Depositing Date                                                          |                | -----       |                                 |                               |
| Transaction Type                                                                    | Car/Jeep Count | LCV Count   | Bus / Truck Count               | MAV (Multi Axle Vehicle)Count |
| Single Journey                                                                      | 0              | 322         | 371                             | 470                           |
| Return Pass Sales                                                                   | 0              | 282         | 282                             | 236                           |
| Return Pass Entry                                                                   | 0              | 282         | 282                             | 236                           |
| Daily Pass Sales                                                                    | 0              | 267         | 248                             | 168                           |
| Daily Pass Return Entry                                                             | 0              | 723         | 662                             | 410                           |
| Discount Coupons Entry                                                              | 0              | 36          | 17                              | 14                            |
| Monthly Pass Entry                                                                  | 0              | 408         | 380                             | 104                           |
| MSRTC BUS Exempted Entry                                                            | 0              | 0           | 1896                            | 0                             |
| SCHOOL BUS Exempted Entry                                                           | 0              | 0           | 1647                            | 0                             |
| Government Exempted                                                                 | 0              | 105         | 118                             | 30                            |
| Political parties vehicles Traffic                                                  | 0              | 1208        | 579                             | 620                           |
| Plaza to plaza Exempted within 6                                                    | 0              | 117         | 163                             | 158                           |
| Violation Entry                                                                     | 0              | 0           | 0                               | 0                             |
|  |                |             | Total Tollable Vehicle Count    | 6,638                         |
|                                                                                     |                |             | Total NONTollable Vehicle Count | 6,203                         |
|                                                                                     |                |             | Total Vehicle Count             | 12,841                        |
|                                                                                     |                |             | Total Vehicle Amount            | 388,720.00                    |
|                                                                                     |                |             | Total Discount Sales            | -                             |
|                                                                                     |                |             | Total Pass Sales                | -                             |
|                                                                                     |                |             | Total Daily Collection          | 388,720.00                    |

**Fastgo Infra Pvt.Ltd. And JV  
Nagpur IRDP Toll  
Daily Tollable & NON Tollable Traffic Count And Revenue Entry Details**

| Date                                                                                |                | 27/03/2025               |           |                      |                   |                             |                                  |                                          |
|-------------------------------------------------------------------------------------|----------------|--------------------------|-----------|----------------------|-------------------|-----------------------------|----------------------------------|------------------------------------------|
| Section Name                                                                        |                | Nagpur IRDP              |           |                      |                   |                             |                                  |                                          |
| Bank Name Where Cash Depositing                                                     |                | -----                    |           |                      |                   |                             |                                  |                                          |
| Bank Account Number                                                                 |                | -----                    |           |                      |                   |                             |                                  |                                          |
| Collection Depositing Date                                                          |                | -----                    |           |                      |                   |                             |                                  |                                          |
| Transaction Type                                                                    | Car/Jeep Count | Car/Jeep Amount (In.Rs.) | LCV Count | LCV Amount (In. Rs.) | Bus / Truck Count | Bus / Truck Amount (In.Rs.) | MAV (Multi Axle Vechicle)Count   | MAV (Multi Axle Vechicle)Amount (In.Rs.) |
| 1                                                                                   | 2              | 3                        | 4         | 5                    | 6                 | 7                           | 8                                | 9                                        |
| Single Journey                                                                      | 0              | 0                        | 325       | 19500                | 413               | 43365                       | 522                              | 65250                                    |
| Return Pass Sales                                                                   | 0              | 0                        | 284       | 25560                | 314               | 49455                       | 261                              | 48937.5                                  |
| Return Pass Entry                                                                   | 0              | 0                        | 284       | 0                    | 314               | 0                           | 261                              | 0                                        |
| Daily Pass Sales                                                                    | 0              | 0                        | 268       | 40200                | 275               | 72187.5                     | 187                              | 58437.5                                  |
| Daily Pass Return Entry                                                             | 0              | 0                        | 1036      | 0                    | 1019              | 0                           | 693                              | 0                                        |
| Monthly Pass Entry                                                                  | 0              | 0                        | 543       | 0                    | 373               | 0                           | 103                              | 0                                        |
| Discount Coupons Sales 50%                                                          | 0              | 0                        | 35        | 0                    | 16                | 0                           | 14                               | 0                                        |
| Discount Coupons Sales 25%                                                          | 0              | 0                        | 0         | 0                    | 0                 | 0                           | 0                                | 0                                        |
| MSRTC BUS Exempted Entry                                                            | 0              | 0                        | 0         | 0                    | 1863              | 0                           | 0                                | 0                                        |
| SCHOOL BUS Exempted Entry                                                           | 0              | 0                        | 0         | 0                    | 1755              | 0                           | 0                                | 0                                        |
| Government Exempted                                                                 | 0              | 0                        | 103       | 0                    | 116               | 0                           | 33                               | 0                                        |
| Political parties vehicles Traffic count                                            | 0              | 0                        | 1824      | 0                    | 881               | 0                           | 717                              | 0                                        |
| Plaza to plaza Exempted within 6 hours                                              | 0              | 0                        | 133       | 0                    | 161               | 0                           | 163                              | 0                                        |
| Violation Entry                                                                     | 0              | 0                        | 0         | 0                    | 0                 | 0                           | 0                                | 0                                        |
|  |                |                          |           |                      |                   |                             | Total Tollable Vechicle Count    | 7997                                     |
|                                                                                     |                |                          |           |                      |                   |                             | Total NONTollable Vechicle Count | 7292                                     |
|                                                                                     |                |                          |           |                      |                   |                             | Total Vechicle Count             | 15,289.00                                |
|                                                                                     |                |                          |           |                      |                   |                             | Total Vechicle Amount            | 422,892.50                               |
|                                                                                     |                |                          |           |                      |                   |                             | Total Discount Sales             | -                                        |
|                                                                                     |                |                          |           |                      |                   |                             | Total Pass Sales                 | -                                        |
|                                                                                     |                |                          |           |                      |                   |                             | Total Daily Collection           | 422,892.50                               |

**Fastgo Infra Pvt.Ltd. And JV  
Nagpur IRDP Toll  
Daily Tollable & NON Tollable Traffic Count And Revenue Entry Details  
(Count'd)**


| Date                                                                                |                | 27/03/2025  |                                 |                               |
|-------------------------------------------------------------------------------------|----------------|-------------|---------------------------------|-------------------------------|
| Section Name                                                                        |                | Nagpur IRDP |                                 |                               |
| Bank Name Where Cash Depositing                                                     |                | -----       |                                 |                               |
| Bank Account Number                                                                 |                | -----       |                                 |                               |
| Collection Depositing Date                                                          |                | -----       |                                 |                               |
| Transaction Type                                                                    | Car/Jeep Count | LCV Count   | Bus / Truck Count               | MAV (Multi Axle Vehicle)Count |
| Single Journey                                                                      | 0              | 325         | 413                             | 522                           |
| Return Pass Sales                                                                   | 0              | 284         | 314                             | 261                           |
| Return Pass Entry                                                                   | 0              | 284         | 314                             | 261                           |
| Daily Pass Sales                                                                    | 0              | 268         | 275                             | 187                           |
| Daily Pass Return Entry                                                             | 0              | 1036        | 1019                            | 693                           |
| Discount Coupons Entry                                                              | 0              | 35          | 16                              | 14                            |
| Monthly Pass Entry                                                                  | 0              | 543         | 373                             | 103                           |
| MSRTC BUS Exempted Entry                                                            | 0              | 0           | 1863                            | 0                             |
| SCHOOL BUS Exempted Entry                                                           | 0              | 0           | 1755                            | 0                             |
| Government Exempted                                                                 | 0              | 103         | 116                             | 33                            |
| Political parties vehicles Traffic                                                  | 0              | 1824        | 881                             | 717                           |
| Plaza to plaza Exempted within 6                                                    | 0              | 133         | 161                             | 163                           |
| Violation Entry                                                                     | 0              | 0           | 0                               | 0                             |
|  |                |             | Total Tollable Vehicle Count    | 7,997                         |
|                                                                                     |                |             | Total NONTollable Vehicle Count | 7,292                         |
|                                                                                     |                |             | Total Vehicle Count             | 15,289                        |
|                                                                                     |                |             | Total Vehicle Amount            | 422,892.50                    |
|                                                                                     |                |             | Total Discount Sales            | -                             |
|                                                                                     |                |             | Total Pass Sales                | -                             |
|                                                                                     |                |             | Total Daily Collection          | 422,892.50                    |

**Fastgo Infra Pvt.Ltd. And JV  
Nagpur IRDP Toll  
Daily Tollable & NON Tollable Traffic Count And Revenue Entry Details**

| Date                                     |                |                          | 28/03/2025  |                      |                   |                             |                                |                                          |
|------------------------------------------|----------------|--------------------------|-------------|----------------------|-------------------|-----------------------------|--------------------------------|------------------------------------------|
| Section Name                             |                |                          | Nagpur IRDP |                      |                   |                             |                                |                                          |
| Bank Name Where Cash Depositing          |                |                          | -----       |                      |                   |                             |                                |                                          |
| Bank Account Number                      |                |                          | -----       |                      |                   |                             |                                |                                          |
| Collection Depositing Date               |                |                          | -----       |                      |                   |                             |                                |                                          |
| Transaction Type                         | Car/Jeep Count | Car/Jeep Amount (In.Rs.) | LCV Count   | LCV Amount (In. Rs.) | Bus / Truck Count | Bus / Truck Amount (In.Rs.) | MAV (Multi Axle Vechicle)Count | MAV (Multi Axle Vechicle)Amount (In.Rs.) |
| 1                                        | 2              | 3                        | 4           | 5                    | 6                 | 7                           | 8                              | 9                                        |
| Single Journey                           | 0              | 0                        | 318         | 19080                | 400               | 42000                       | 488                            | 61000                                    |
| Return Pass Sales                        | 0              | 0                        | 278         | 25020                | 305               | 48037.5                     | 244                            | 45750                                    |
| Return Pass Entry                        | 0              | 0                        | 278         | 0                    | 305               | 0                           | 244                            | 0                                        |
| Daily Pass Sales                         | 0              | 0                        | 261         | 39150                | 267               | 70087.5                     | 174                            | 54375                                    |
| Daily Pass Return Entry                  | 0              | 0                        | 1015        | 0                    | 934               | 0                           | 656                            | 0                                        |
| Monthly Pass Entry                       | 0              | 0                        | 498         | 0                    | 342               | 0                           | 94                             | 0                                        |
| Discount Coupons Sales 50%               | 0              | 0                        | 32          | 0                    | 15                | 0                           | 13                             | 0                                        |
| Discount Coupons Sales 25%               | 0              | 0                        | 0           | 0                    | 0                 | 0                           | 0                              | 0                                        |
| MSRTC BUS Exempted Entry                 | 0              | 0                        | 0           | 0                    | 1709              | 0                           | 0                              | 0                                        |
| SCHOOL BUS Exempted Entry                | 0              | 0                        | 0           | 0                    | 1686              | 0                           | 0                              | 0                                        |
| Government Exempted                      | 0              | 0                        | 94          | 0                    | 107               | 0                           | 30                             | 0                                        |
| Political parties vehicles Traffic count | 0              | 0                        | 1696        | 0                    | 808               | 0                           | 658                            | 0                                        |
| Plaza to plaza Exempted within 6 hours   | 0              | 0                        | 122         | 0                    | 147               | 0                           | 150                            | 0                                        |
| Violation Entry                          | 0              | 0                        | 0           | 0                    | 0                 | 0                           | 0                              | 0                                        |
| <b>Total Tollable Vechicle Count</b>     |                |                          |             |                      |                   |                             | <b>7580</b>                    |                                          |
| <b>Total NONTollable Vechicle Count</b>  |                |                          |             |                      |                   |                             | <b>6788</b>                    |                                          |
| <b>Total Vechicle Count</b>              |                |                          |             |                      |                   |                             | <b>14,368.00</b>               |                                          |
| <b>Total Vechicle Amount</b>             |                |                          |             |                      |                   |                             | <b>404,500.00</b>              |                                          |
| <b>Total Discount Sales</b>              |                |                          |             |                      |                   |                             | <b>3,000.00</b>                |                                          |
| <b>Total Pass Sales</b>                  |                |                          |             |                      |                   |                             | <b>-</b>                       |                                          |
| <b>Total Daily Collection</b>            |                |                          |             |                      |                   |                             | <b>407,500.00</b>              |                                          |



**Fastgo Infra Pvt.Ltd. And JV  
Nagpur IRDP Toll  
Daily Tollable & NON Tollable Traffic Count And Revenue Entry Details  
(Count'd)**

| Date                                                                                |                | 28/03/2025  |                                 |                               |
|-------------------------------------------------------------------------------------|----------------|-------------|---------------------------------|-------------------------------|
| Section Name                                                                        |                | Nagpur IRDP |                                 |                               |
| Bank Name Where Cash Depositing                                                     |                | -----       |                                 |                               |
| Bank Account Number                                                                 |                | -----       |                                 |                               |
| Collection Depositing Date                                                          |                | -----       |                                 |                               |
| Transaction Type                                                                    | Car/Jeep Count | LCV Count   | Bus / Truck Count               | MAV (Multi Axle Vehicle)Count |
| Single Journey                                                                      | 0              | 318         | 400                             | 488                           |
| Return Pass Sales                                                                   | 0              | 278         | 305                             | 244                           |
| Return Pass Entry                                                                   | 0              | 278         | 305                             | 244                           |
| Daily Pass Sales                                                                    | 0              | 261         | 267                             | 174                           |
| Daily Pass Return Entry                                                             | 0              | 1015        | 934                             | 656                           |
| Discount Coupons Entry                                                              | 0              | 32          | 15                              | 13                            |
| Monthly Pass Entry                                                                  | 0              | 498         | 342                             | 94                            |
| MSRTC BUS Exempted Entry                                                            | 0              | 0           | 1709                            | 0                             |
| SCHOOL BUS Exempted Entry                                                           | 0              | 0           | 1686                            | 0                             |
| Government Exempted                                                                 | 0              | 94          | 107                             | 30                            |
| Political parties vehicles Traffic                                                  | 0              | 1696        | 808                             | 658                           |
| Plaza to plaza Exempted within 6                                                    | 0              | 122         | 147                             | 150                           |
| Violation Entry                                                                     | 0              | 0           | 0                               | 0                             |
|  |                |             | Total Tollable Vehicle Count    | 7,580                         |
|                                                                                     |                |             | Total NONTollable Vehicle Count | 6,788                         |
|                                                                                     |                |             | Total Vehicle Count             | 14,368                        |
|                                                                                     |                |             | Total Vehicle Amount            | 404,500.00                    |
|                                                                                     |                |             | Total Discount Sales            | 3,000.00                      |
|                                                                                     |                |             | Total Pass Sales                | -                             |
|                                                                                     |                |             | Total Daily Collection          | 407,500.00                    |




**Fastgo Infra Pvt.Ltd. And JV  
Nagpur IRDP Toll  
Daily Tollable & NON Tollable Traffic Count And Revenue Entry Details**


| Date                                     |                |                          | 29/03/2025  |                      |                   |                             |                                |                                          |
|------------------------------------------|----------------|--------------------------|-------------|----------------------|-------------------|-----------------------------|--------------------------------|------------------------------------------|
| Section Name                             |                |                          | Nagpur IRDP |                      |                   |                             |                                |                                          |
| Bank Name Where Cash Depositing          |                |                          | -----       |                      |                   |                             |                                |                                          |
| Bank Account Number                      |                |                          | -----       |                      |                   |                             |                                |                                          |
| Collection Depositing Date               |                |                          | -----       |                      |                   |                             |                                |                                          |
| Transaction Type                         | Car/Jeep Count | Car/Jeep Amount (In.Rs.) | LCV Count   | LCV Amount (In. Rs.) | Bus / Truck Count | Bus / Truck Amount (In.Rs.) | MAV (Multi Axle Vechicle)Count | MAV (Multi Axle Vechicle)Amount (In.Rs.) |
| 1                                        | 2              | 3                        | 4           | 5                    | 6                 | 7                           | 8                              | 9                                        |
| Single Journey                           | 0              | 0                        | 348         | 20880                | 414               | 43470                       | 490                            | 61250                                    |
| Return Pass Sales                        | 0              | 0                        | 305         | 27450                | 316               | 49770                       | 246                            | 46125                                    |
| Return Pass Entry                        | 0              | 0                        | 305         | 0                    | 316               | 0                           | 246                            | 0                                        |
| Daily Pass Sales                         | 0              | 0                        | 287         | 43050                | 275               | 72187.5                     | 175                            | 54687.5                                  |
| Daily Pass Return Entry                  | 0              | 0                        | 1022        | 0                    | 1005              | 0                           | 683                            | 0                                        |
| Monthly Pass Entry                       | 0              | 0                        | 535         | 0                    | 368               | 0                           | 101                            | 0                                        |
| Discount Coupons Sales 50%               | 0              | 0                        | 35          | 0                    | 16                | 0                           | 14                             | 0                                        |
| Discount Coupons Sales 25%               | 0              | 0                        | 0           | 0                    | 0                 | 0                           | 0                              | 0                                        |
| MSRTC BUS Exempted Entry                 | 0              | 0                        | 0           | 0                    | 1837              | 0                           | 0                              | 0                                        |
| SCHOOL BUS Exempted Entry                | 0              | 0                        | 0           | 0                    | 1755              | 0                           | 0                              | 0                                        |
| Government Exempted                      | 0              | 0                        | 102         | 0                    | 115               | 0                           | 33                             | 0                                        |
| Political parties vehicles Traffic count | 0              | 0                        | 1824        | 0                    | 869               | 0                           | 707                            | 0                                        |
| Plaza to plaza Exempted within 6 hours   | 0              | 0                        | 131         | 0                    | 158               | 0                           | 161                            | 0                                        |
| Violation Entry                          | 0              | 0                        | 0           | 0                    | 0                 | 0                           | 0                              | 0                                        |
| <b>Total Tollable Vechicle Count</b>     |                |                          |             |                      |                   |                             | <b>7952</b>                    |                                          |
| <b>Total NONTollable Vechicle Count</b>  |                |                          |             |                      |                   |                             | <b>7242</b>                    |                                          |
| <b>Total Vechicle Count</b>              |                |                          |             |                      |                   |                             | <b>15,194.00</b>               |                                          |
| <b>Total Vechicle Amount</b>             |                |                          |             |                      |                   |                             | <b>418,870.00</b>              |                                          |
| <b>Total Discount Sales</b>              |                |                          |             |                      |                   |                             | <b>-</b>                       |                                          |
| <b>Total Pass Sales</b>                  |                |                          |             |                      |                   |                             | <b>-</b>                       |                                          |
| <b>Total Daily Collection</b>            |                |                          |             |                      |                   |                             | <b>418,870.00</b>              |                                          |




**Fastgo Infra Pvt.Ltd. And JV  
Nagpur IRDP Toll  
Daily Tollable & NON Tollable Traffic Count And Revenue Entry Details  
(Count'd)**

| Date                                                                                |                | 29/03/2025  |                                 |                               |
|-------------------------------------------------------------------------------------|----------------|-------------|---------------------------------|-------------------------------|
| Section Name                                                                        |                | Nagpur IRDP |                                 |                               |
| Bank Name Where Cash Depositing                                                     |                | -----       |                                 |                               |
| Bank Account Number                                                                 |                | -----       |                                 |                               |
| Collection Depositing Date                                                          |                | -----       |                                 |                               |
| Transaction Type                                                                    | Car/Jeep Count | LCV Count   | Bus / Truck Count               | MAV (Multi Axle Vehicle)Count |
| Single Journey                                                                      | 0              | 348         | 414                             | 490                           |
| Return Pass Sales                                                                   | 0              | 305         | 316                             | 246                           |
| Return Pass Entry                                                                   | 0              | 305         | 316                             | 246                           |
| Daily Pass Sales                                                                    | 0              | 287         | 275                             | 175                           |
| Daily Pass Return Entry                                                             | 0              | 1022        | 1005                            | 683                           |
| Discount Coupons Entry                                                              | 0              | 35          | 16                              | 14                            |
| Monthly Pass Entry                                                                  | 0              | 535         | 368                             | 101                           |
| MSRTC BUS Exempted Entry                                                            | 0              | 0           | 1837                            | 0                             |
| SCHOOL BUS Exempted Entry                                                           | 0              | 0           | 1755                            | 0                             |
| Government Exempted                                                                 | 0              | 102         | 115                             | 33                            |
| Political parties vehicles Traffic                                                  | 0              | 1824        | 869                             | 707                           |
| Plaza to plaza Exempted within 6                                                    | 0              | 131         | 158                             | 161                           |
| Violation Entry                                                                     | 0              | 0           | 0                               | 0                             |
|  |                |             | Total Tollable Vehicle Count    | 7,952                         |
|                                                                                     |                |             | Total NONTollable Vehicle Count | 7,242                         |
|                                                                                     |                |             | Total Vehicle Count             | 15,194                        |
|                                                                                     |                |             | Total Vehicle Amount            | 418,870.00                    |
|                                                                                     |                |             | Total Discount Sales            | -                             |
|                                                                                     |                |             | Total Pass Sales                | -                             |
|                                                                                     |                |             | Total Daily Collection          | 418,870.00                    |


**Fastgo Infra Pvt.Ltd. And JV  
Nagpur IRDP Toll  
Daily Tollable & NON Tollable Traffic Count And Revenue Entry Details**

| Date                                                                                |                | 30/03/2025               |           |                      |                   |                             |                                  |                                          |
|-------------------------------------------------------------------------------------|----------------|--------------------------|-----------|----------------------|-------------------|-----------------------------|----------------------------------|------------------------------------------|
| Section Name                                                                        |                | Nagpur IRDP              |           |                      |                   |                             |                                  |                                          |
| Bank Name Where Cash Depositing                                                     |                | -----                    |           |                      |                   |                             |                                  |                                          |
| Bank Account Number                                                                 |                | -----                    |           |                      |                   |                             |                                  |                                          |
| Collection Depositing Date                                                          |                | -----                    |           |                      |                   |                             |                                  |                                          |
| Transaction Type                                                                    | Car/Jeep Count | Car/Jeep Amount (In.Rs.) | LCV Count | LCV Amount (In. Rs.) | Bus / Truck Count | Bus / Truck Amount (In.Rs.) | MAV (Multi Axle Vechicle)Count   | MAV (Multi Axle Vechicle)Amount (In.Rs.) |
| 1                                                                                   | 2              | 3                        | 4         | 5                    | 6                 | 7                           | 8                                | 9                                        |
| Single Journey                                                                      | 0              | 0                        | 212       | 12720                | 306               | 32130                       | 408                              | 51000                                    |
| Return Pass Sales                                                                   | 0              | 0                        | 186       | 16740                | 232               | 36540                       | 205                              | 38437.5                                  |
| Return Pass Entry                                                                   | 0              | 0                        | 186       | 0                    | 232               | 0                           | 205                              | 0                                        |
| Daily Pass Sales                                                                    | 0              | 0                        | 175       | 26250                | 205               | 53812.5                     | 146                              | 45625                                    |
| Daily Pass Return Entry                                                             | 0              | 0                        | 1055      | 0                    | 1037              | 0                           | 681                              | 0                                        |
| Monthly Pass Entry                                                                  | 0              | 0                        | 552       | 0                    | 380               | 0                           | 101                              | 0                                        |
| Discount Coupons Sales 50%                                                          | 0              | 0                        | 36        | 0                    | 17                | 0                           | 14                               | 0                                        |
| Discount Coupons Sales 25%                                                          | 0              | 0                        | 0         | 0                    | 0                 | 0                           | 0                                | 0                                        |
| MSRTC BUS Exempted Entry                                                            | 0              | 0                        | 0         | 0                    | 1896              | 0                           | 0                                | 0                                        |
| SCHOOL BUS Exempted Entry                                                           | 0              | 0                        | 0         | 0                    | 0                 | 0                           | 0                                | 0                                        |
| Government Exempted                                                                 | 0              | 0                        | 105       | 0                    | 118               | 0                           | 34                               | 0                                        |
| Political parties vehicles Traffic count                                            | 0              | 0                        | 1882      | 0                    | 896               | 0                           | 730                              | 0                                        |
| Plaza to plaza Exempted within 6 hours                                              | 0              | 0                        | 136       | 0                    | 163               | 0                           | 166                              | 0                                        |
| Violation Entry                                                                     | 0              | 0                        | 0         | 0                    | 0                 | 0                           | 0                                | 0                                        |
|  |                |                          |           |                      |                   |                             | Total Tollable Vechicle Count    | 7036                                     |
|                                                                                     |                |                          |           |                      |                   |                             | Total NONTollable Vechicle Count | 5661                                     |
|                                                                                     |                |                          |           |                      |                   |                             | Total Vechicle Count             | 12,697.00                                |
|                                                                                     |                |                          |           |                      |                   |                             | Total Vechicle Amount            | 313,255.00                               |
|                                                                                     |                |                          |           |                      |                   |                             | Total Discount Sales             | -                                        |
|                                                                                     |                |                          |           |                      |                   |                             | Total Pass Sales                 | -                                        |
|                                                                                     |                |                          |           |                      |                   |                             | Total Daily Collection           | 313,255.00                               |


**Fastgo Infra Pvt.Ltd. And JV  
Nagpur IRDP Toll  
Daily Tollable & NON Tollable Traffic Count And Revenue Entry Details  
(Count'd)**

| Date                                                                                |                | 30/03/2025  |                                 |                               |
|-------------------------------------------------------------------------------------|----------------|-------------|---------------------------------|-------------------------------|
| Section Name                                                                        |                | Nagpur IRDP |                                 |                               |
| Bank Name Where Cash Depositing                                                     |                | -----       |                                 |                               |
| Bank Account Number                                                                 |                | -----       |                                 |                               |
| Collection Depositing Date                                                          |                | -----       |                                 |                               |
| Transaction Type                                                                    | Car/Jeep Count | LCV Count   | Bus / Truck Count               | MAV (Multi Axle Vehicle)Count |
| Single Journey                                                                      | 0              | 212         | 306                             | 408                           |
| Return Pass Sales                                                                   | 0              | 186         | 232                             | 205                           |
| Return Pass Entry                                                                   | 0              | 186         | 232                             | 205                           |
| Daily Pass Sales                                                                    | 0              | 175         | 205                             | 146                           |
| Daily Pass Return Entry                                                             | 0              | 1055        | 1037                            | 681                           |
| Discount Coupons Entry                                                              | 0              | 36          | 17                              | 14                            |
| Monthly Pass Entry                                                                  | 0              | 552         | 380                             | 101                           |
| MSRTC BUS Exempted Entry                                                            | 0              | 0           | 1896                            | 0                             |
| SCHOOL BUS Exempted Entry                                                           | 0              | 0           | 0                               | 0                             |
| Government Exempted                                                                 | 0              | 105         | 118                             | 34                            |
| Political parties vehicles Traffic                                                  | 0              | 1882        | 896                             | 730                           |
| Plaza to plaza Exempted within 6                                                    | 0              | 136         | 163                             | 166                           |
| Violation Entry                                                                     | 0              | 0           | 0                               | 0                             |
|  |                |             | Total Tollable Vehicle Count    | 7,036                         |
|                                                                                     |                |             | Total NONTollable Vehicle Count | 5,661                         |
|                                                                                     |                |             | Total Vehicle Count             | 12,697                        |
|                                                                                     |                |             | Total Vehicle Amount            | 313,255.00                    |
|                                                                                     |                |             | Total Discount Sales            | -                             |
|                                                                                     |                |             | Total Pass Sales                | -                             |
|                                                                                     |                |             | Total Daily Collection          | 313,255.00                    |

**Fastgo Infra Pvt.Ltd. And JV  
Nagpur IRDP Toll  
Daily Tollable & NON Tollable Traffic Count And Revenue Entry Details**

| Date                                                                                |                | 31/03/2025               |           |                      |                   |                             |                                  |                                          |
|-------------------------------------------------------------------------------------|----------------|--------------------------|-----------|----------------------|-------------------|-----------------------------|----------------------------------|------------------------------------------|
| Section Name                                                                        |                | Nagpur IRDP              |           |                      |                   |                             |                                  |                                          |
| Bank Name Where Cash Depositing                                                     |                | -----                    |           |                      |                   |                             |                                  |                                          |
| Bank Account Number                                                                 |                | -----                    |           |                      |                   |                             |                                  |                                          |
| Collection Depositing Date                                                          |                | -----                    |           |                      |                   |                             |                                  |                                          |
| Transaction Type                                                                    | Car/Jeep Count | Car/Jeep Amount (In.Rs.) | LCV Count | LCV Amount (In. Rs.) | Bus / Truck Count | Bus / Truck Amount (In.Rs.) | MAV (Multi Axle Vechicle)Count   | MAV (Multi Axle Vechicle)Amount (In.Rs.) |
| 1                                                                                   | 2              | 3                        | 4         | 5                    | 6                 | 7                           | 8                                | 9                                        |
| Single Journey                                                                      | 0              | 0                        | 282       | 16920                | 321               | 33705                       | 358                              | 44750                                    |
| Return Pass Sales                                                                   | 0              | 0                        | 247       | 22230                | 244               | 38430                       | 179                              | 33562.5                                  |
| Return Pass Entry                                                                   | 0              | 0                        | 247       | 0                    | 244               | 0                           | 179                              | 0                                        |
| Daily Pass Sales                                                                    | 0              | 0                        | 232       | 34800                | 214               | 56175                       | 127                              | 39687.5                                  |
| Daily Pass Return Entry                                                             | 0              | 0                        | 1055      | 0                    | 908               | 0                           | 618                              | 0                                        |
| Monthly Pass Entry                                                                  | 0              | 0                        | 499       | 0                    | 333               | 0                           | 91                               | 0                                        |
| Discount Coupons Sales 50%                                                          | 0              | 0                        | 31        | 0                    | 15                | 0                           | 12                               | 0                                        |
| Discount Coupons Sales 25%                                                          | 0              | 0                        | 0         | 0                    | 0                 | 0                           | 0                                | 0                                        |
| MSRTC BUS Exempted Entry                                                            | 0              | 0                        | 0         | 0                    | 1404              | 0                           | 0                                | 0                                        |
| SCHOOL BUS Exempted Entry                                                           | 0              | 0                        | 0         | 0                    | 0                 | 0                           | 0                                | 0                                        |
| Government Exempted                                                                 | 0              | 0                        | 92        | 0                    | 104               | 0                           | 30                               | 0                                        |
| Political parties vehicles Traffic count                                            | 0              | 0                        | 1649      | 0                    | 785               | 0                           | 639                              | 0                                        |
| Plaza to plaza Exempted within 6 hours                                              | 0              | 0                        | 119       | 0                    | 143               | 0                           | 145                              | 0                                        |
| Violation Entry                                                                     | 0              | 0                        | 0         | 0                    | 0                 | 0                           | 0                                | 0                                        |
|  |                |                          |           |                      |                   |                             | Total Tollable Vechicle Count    | 6843                                     |
|                                                                                     |                |                          |           |                      |                   |                             | Total NONTollable Vechicle Count | 4703                                     |
|                                                                                     |                |                          |           |                      |                   |                             | Total Vechicle Count             | 11,546.00                                |
|                                                                                     |                |                          |           |                      |                   |                             | Total Vechicle Amount            | 320,260.00                               |
|                                                                                     |                |                          |           |                      |                   |                             | Total Discount Sales             | -                                        |
|                                                                                     |                |                          |           |                      |                   |                             | Total Pass Sales                 | -                                        |
|                                                                                     |                |                          |           |                      |                   |                             | Total Daily Collection           | 320,260.00                               |

**Fastgo Infra Pvt.Ltd. And JV  
Nagpur IRDP Toll  
Daily Tollable & NON Tollable Traffic Count And Revenue Entry Details  
(Count'd)**

| Date                                                                                |                | 31/03/2025  |                                 |                               |
|-------------------------------------------------------------------------------------|----------------|-------------|---------------------------------|-------------------------------|
| Section Name                                                                        |                | Nagpur IRDP |                                 |                               |
| Bank Name Where Cash Depositing                                                     |                | -----       |                                 |                               |
| Bank Account Number                                                                 |                | -----       |                                 |                               |
| Collection Depositing Date                                                          |                | -----       |                                 |                               |
| Transaction Type                                                                    | Car/Jeep Count | LCV Count   | Bus / Truck Count               | MAV (Multi Axle Vehicle)Count |
| Single Journey                                                                      | 0              | 282         | 321                             | 358                           |
| Return Pass Sales                                                                   | 0              | 247         | 244                             | 179                           |
| Return Pass Entry                                                                   | 0              | 247         | 244                             | 179                           |
| Daily Pass Sales                                                                    | 0              | 232         | 214                             | 127                           |
| Daily Pass Return Entry                                                             | 0              | 1055        | 908                             | 618                           |
| Discount Coupons Entry                                                              | 0              | 31          | 15                              | 12                            |
| Monthly Pass Entry                                                                  | 0              | 499         | 333                             | 91                            |
| MSRTC BUS Exempted Entry                                                            | 0              | 0           | 1404                            | 0                             |
| SCHOOL BUS Exempted Entry                                                           | 0              | 0           | 0                               | 0                             |
| Government Exempted                                                                 | 0              | 92          | 104                             | 30                            |
| Political parties vehicles Traffic                                                  | 0              | 1649        | 785                             | 639                           |
| Plaza to plaza Exempted within 6                                                    | 0              | 119         | 143                             | 145                           |
| Violation Entry                                                                     | 0              | 0           | 0                               | 0                             |
|  |                |             | Total Tollable Vehicle Count    | 6,843                         |
|                                                                                     |                |             | Total NONTollable Vehicle Count | 4,703                         |
|                                                                                     |                |             | Total Vehicle Count             | 11,546                        |
|                                                                                     |                |             | Total Vehicle Amount            | 320,260.00                    |
|                                                                                     |                |             | Total Discount Sales            | -                             |
|                                                                                     |                |             | Total Pass Sales                | -                             |
|                                                                                     |                |             | Total Daily Collection          | 320,260.00                    |