

**MONTHLY/DAILY FEE STATEMENT**

Project Highway: National Highway NH-48

Day/Month: 01-Feb-2025

Sr. No.	Name of Toll Plaza Location	Chainage
1	Somatne Phata	30+050

Type of Vehicle	For corresponding day/month of previous year 1-Feb-2024		For preceding day/month 31-Jan-2025		For the day/month reported upon 1-Feb-2025		
	No. of Vehicles	Fee collected (in Rs.)	No. of Vehicles	Fee collected (in Rs.)	Fee per Vehicle (in Rs.)	No. of Vehicles	Fee collected (in Rs.)
1	2	3	4	5	6	7	8
A-Car (Note-7)	10916	715088	11755	695216	Note-1	13716	831665
B-LCV	988	118644	1060	137085		946	112171
C-Bus	1453	289261	1519	339606		1548	364650
D-Truck	0	0	0	0		0	0
E-Three-axle vehicle	0	0	0	0		0	0
F-Multi-axle Truck	1839	687947	2391	888397		2356	882332
G-Oversized vehicle	0	0	0	0	0	0	
FASTag Debit Adjustment/ Chargeback Received from Bank (Net) (Note-5)	0	159	0	1327	Note-5	0	908
<b>H- Total</b>	<b>15196</b>	<b>1811098</b>	<b>16725</b>	<b>2061630</b>		<b>18566</b>	<b>2191726</b>

**Day/Month wise Opening Balance of Toll Collection & Traffic**

Day	1
Month	2
Year	2025
Toll Depositing Bank	State Bank Of India
Bank Account No.	39177623786

Transaction Type	Car/Jeep Count	Total Car/ Jeep Amount (in Rs.)	Bus/Truck Count	Total Bus / Truck Amount (in Rs.)	LCV Count	Total LCV Amount (in Rs.)	MAV (Multi Axle Vehicle Count)	Total MAV (Multi Axle Vehicle) Amount (in Rs.)	Three Axle Count	Three Axle Count Amount (in Rs.)	FASTag Debit Adjustment/ Chargeback Received from Bank (Net)
1	2	3	4	5	8	9	10	11	12	13	Note-5
Single Journey	8439	396671	1143	191261	629	53540	2174	772980	0	0	908
Monthly Pass Sales	43	41916	15	74127	7	18681	0	11000	0	0	0
Daily Pass Sales	4370	311268	369	92332	295	37459	173	91961	0	0	0
Local Pass Sales	0	0	0	0	0	0	0	0	0	0	0
Return Pass Sales	0	0	0	0	0	0	0	0	0	0	0
Double User Fee (FASTag Lane Violation) (Note-6)	864	81810	21	6930	15	2490	9	6390	0	0	0

**Total Non-Tollable Traffic Count Entry Details (Note-2)**

Transaction Type	Car/Jeep Count	Bus/Truck Count	LCV Count	MAV (Multi Axle Vehicle Count)	Three Axle Count
1	2	3	5	6	7
Reuse & Exit	4846	496	447	179	0
Exemption & Violation	18123	941	345	1451	0

**Notes**

- Fee for Fastag vehicles passing two toll plazas, is collected at two plazas in few cases and therefore section wise traffic details will not be available at one plaza for same.
- All Non-tollable traffic could not be recorded/reported due to unavailability of adequate Lanes & systems. Non-Tollable count includes Reuse of daily/return/monthly pass, exit trips, exemption and violations.
- Reporting (FASTag/Cash/Card) - 12:00:00 AM to 11:59:59 PM.
- Fastag Collection is net of Acquiring Bank Charges
- FASTag Debit Adjustment/Chargeback Received from Bank (Net)
- Double user fee (from cash vehicles entering dedicated Fastag lane) collected from vehicles are reported separately (count and revenue). These are included in vehicle category wise count and revenue.



**MONTHLY/DAILY FEE STATEMENT**

Project Highway: National Highway NH-48

Day/Month: 02-Feb-2025

Sr. No.	Name of Toll Plaza Location	Chainage
National Highway NH-48 (from Km. 20+400 to 131+200)		
1	Somatne Phata	30+050


Type of Vehicle	For corresponding day/month of previous year 2-Feb-2024		For preceding day/month 1-Feb-2025		For the day/month reported upon 2-Feb-2025		
	No. of Vehicles	Fee collected (in Rs.)	No. of Vehicles	Fee collected (in Rs.)	Fee per Vehicle (in Rs.)	No. of Vehicles	Fee collected (in Rs.)
1	2	3	4	5	6	7	8
A-Car (Note-7)	11350	676349	13716	831665	Note-1	14265	845794
B-LCV	915	104184	946	112171		717	102062
C-Bus	1356	265458	1548	364650		1143	220726
D-Truck	0	0	0	0		0	0
E-Three-axle vehicle	0	0	0	0		0	0
F-Multi-axle Truck	1980	743345	2356	882332		2003	729571
G-Oversized vehicle	0	0	0	0		0	0
FASTag Debit Adjustment/ Chargeback Received from Bank (Net) (Note-5)	0	688	0	908	Note-5	0	0
<b>H- Total</b>	<b>15601</b>	<b>1790024</b>	<b>18566</b>	<b>2191726</b>		<b>18128</b>	<b>1898154</b>

**Day/Month wise Opening Balance of Toll Collection & Traffic**

Day	2
Month	2
Year	2025
Toll Depositing Bank	State Bank Of India
Bank Account No.	39177623786

Transaction Type	Car/Jeep Count	Total Car/ Jeep Amount (in Rs.)	Bus/Truck Count	Total Bus / Truck Amount (in Rs.)	LCV Count	Total LCV Amount (in Rs.)	MAV (Multi Axle Vehicle Count)	Total MAV (Multi Axle Vehicle) Amount (in Rs.)	Three Axle Count	Three Axle Count Amount (in Rs.)	FASTag Debit Adjustment/ Chargeback Received from Bank (Net)
1	2	3	4	5	8	9	10	11	12	13	Note-5
Single Journey	8502	401059	866	144745	474	40279	1916	682434	0	0	0
Monthly Pass Sales	17	12761	1	4941	13	32322	0	0	0	0	0
Daily Pass Sales	4710	333466	255	64110	218	27470	84	45007	0	0	0
Local Pass Sales	0	0	0	0	0	0	0	0	0	0	0
Return Pass Sales	0	0	0	0	0	0	0	0	0	0	0
Double User Fee (FASTag Lane Violation) (Note-6)	1036	98508	21	6930	12	1992	3	2130	0	0	0

Total Non-Tollable Traffic Count Entry Details (Note-2)					
Transaction Type	Car/Jeep Count	Bus/Truck Count	LCV Count	MAV (Multi Axle Vehicle Count)	Three Axle Count
1	2	3	5	6	7
Reuse & Exit	5119	387	327	86	0
Exemption & Violation	18046	614	134	584	0



**Notes**

1. Fee for Fastag vehicles passing two toll plazas, is collected at two plazas in few cases and therefore section wise traffic details will not be available at one plaza for same.
2. All Non-tollable traffic could not be recorded/reported due to unavailability of adequate Lanes & systems. Non-Tollable count includes Reuse of daily/return/monthly pass, exit trips, exemption and violations.
3. Reporting (FASTag/Cash/Card) - 12:00:00 AM to 11:59:59 PM.
4. Fastag Collection is net of Acquiring Bank Charges
5. FASTag Debit Adjustment/Chargeback Received from Bank (Net)
6. Double user fee (from cash vehicles entering dedicated Fastag lane) collected from vehicles are reported separately (count and revenue). These are included in vehicle category wise count and revenue.

**MONTHLY/DAILY FEE STATEMENT**

Project Highway: National Highway NH-48

Day/Month: 03-Feb-2025

Sr. No.	Name of Toll Plaza Location	Chainage
1	Somatne Phata	30+050

Type of Vehicle	For corresponding day/month of previous year 3-Feb-2024		For preceding day/month 2-Feb-2025		For the day/month reported upon 3-Feb-2025		
	No. of Vehicles	Fee collected (in Rs.)	No. of Vehicles	Fee collected (in Rs.)	Fee per Vehicle (in Rs.)	No. of Vehicles	Fee collected (in Rs.)
1	2	3	4	5	6	7	8
A-Car (Note-7)	13476	819045	14265	845794	Note-1	11556	692743
B-LCV	964	107493	717	102062		901	102677
C-Bus	1368	289006	1143	220726		1275	242126
D-Truck	0	0	0	0		0	0
E-Three-axle vehicle	0	0	0	0		0	0
F-Multi-axle Truck	1882	699213	2003	729571		2133	783189
G-Oversized vehicle	0	0	0	0	0	0	
FASTag Debit Adjustment/ Chargeback Received from Bank (Net) (Note-5)	0	746	0	0	Note-5	0	0
<b>H- Total</b>	<b>17690</b>	<b>1915502</b>	<b>18128</b>	<b>1898154</b>		<b>15865</b>	<b>1820734</b>

**Day/Month wise Opening Balance of Toll Collection & Traffic**

Day	3
Month	2
Year	2025
Toll Depositing Bank	State Bank Of India
Bank Account No.	39177623786

Transaction Type	Car/Jeep Count	Total Car/ Jeep Amount (in Rs.)	Bus/Truck Count	Total Bus / Truck Amount (in Rs.)	LCV Count	Total LCV Amount (in Rs.)	MAV (Multi Axle Vehicle Count)	Total MAV (Multi Axle Vehicle) Amount (in Rs.)	Three Axle Count	Three Axle Count Amount (in Rs.)	FASTag Debit Adjustment/ Chargeback Received from Bank (Net)
1	2	3	4	5	8	9	10	11	12	13	Note-5
Single Journey	7028	330175	935	155570	585	49071	1989	705752	0	0	0
Monthly Pass Sales	31	25308	0	0	6	13699	0	0	0	0	0
Daily Pass Sales	3760	267576	328	82264	292	36919	140	74597	0	0	0
Local Pass Sales	0	0	0	0	0	0	0	0	0	0	0
Return Pass Sales	0	0	0	0	0	0	0	0	0	0	0
Double User Fee (FASTag Lane Violation) (Note-6)	737	69684	12	4292	18	2988	4	2840	0	0	0

**Total Non-Tollable Traffic Count Entry Details (Note-2)**

Transaction Type	Car/Jeep Count	Bus/Truck Count	LCV Count	MAV (Multi Axle Vehicle Count)	Three Axle Count
1	2	3	5	6	7
Reuse & Exit	4339	492	580	144	0
Exemption & Violation	19735	1094	354	1349	0



**Notes**

1. Fee for Fastag vehicles passing two toll plazas, is collected at two plazas in few cases and therefore section wise traffic details will not be available at one plaza for same.
2. All Non-tollable traffic could not be recorded/reported due to unavailability of adequate Lanes & systems. Non-Tollable count includes Reuse of daily/return/monthly pass, exit trips, exemption and violations.
3. Reporting (FASTag/Cash/Card) - 12:00:00 AM to 11:59:59 PM.
4. Fastag Collection is net of Acquiring Bank Charges
5. FASTag Debit Adjustment/Chargeback Received from Bank (Net)
6. Double user fee (from cash vehicles entering dedicated Fastag lane) collected from vehicles are reported separately (count and revenue). These are included in vehicle category wise count and revenue.

**MONTHLY/DAILY FEE STATEMENT**

Project Highway: National Highway NH-48

Day/Month: 04-Feb-2025

Sr. No.	Name of Toll Plaza Location	Chainage
1	Somatne Phata	30+050

Type of Vehicle	For corresponding day/month of previous year 4-Feb-2024		For preceding day/month 3-Feb-2025		For the day/month reported upon 4-Feb-2025		
	No. of Vehicles	Fee collected (in Rs.)	No. of Vehicles	Fee collected (in Rs.)	Fee per Vehicle (in Rs.)	No. of Vehicles	Fee collected (in Rs.)
1	2	3	4	5	6	7	8
A-Car (Note-7)	14595	848129	11556	692743	Note-1	10983	722960
B-LCV	640	61976	901	102677		935	95672
C-Bus	1149	222075	1275	242126		1379	282999
D-Truck	0	0	0	0		0	0
E-Three-axle vehicle	0	0	0	0		0	0
F-Multi-axle Truck	1659	608122	2133	783189		2209	819132
G-Oversized vehicle	0	0	0	0		0	0
FASTag Debit Adjustment/ Chargeback Received from Bank (Net) (Note-5)	0	-47	0	0	Note-5	0	2701
<b>H- Total</b>	<b>18043</b>	<b>1740255</b>	<b>15865</b>	<b>1820734</b>		<b>15506</b>	<b>1923463</b>

**Day/Month wise Opening Balance of Toll Collection & Traffic**

Day	4
Month	2
Year	2025
Toll Depositing Bank	State Bank Of India
Bank Account No.	39177623786

Transaction Type	Car/Jeep Count	Total Car/ Jeep Amount (in Rs.)	Bus/Truck Count	Total Bus / Truck Amount (in Rs.)	LCV Count	Total LCV Amount (in Rs.)	MAV (Multi Axle Vehicle Count)	Total MAV (Multi Axle Vehicle) Amount (in Rs.)	Three Axle Count	Three Axle Count Amount (in Rs.)	FASTag Debit Adjustment/ Chargeback Received from Bank (Net)
1	2	3	4	5	8	9	10	11	12	13	Note-5
Single Journey	6123	287340	989	165291	622	53323	2023	717942	0	0	2701
Monthly Pass Sales	70	77138	4	19765	1	2486	0	0	0	0	0
Daily Pass Sales	4046	288264	369	92332	298	37539	174	92670	0	0	0
Local Pass Sales	0	0	0	0	0	0	0	0	0	0	0
Return Pass Sales	0	0	0	0	0	0	0	0	0	0	0
Double User Fee (FASTag Lane Violation) (Note-6)	744	70218	17	5610	14	2324	12	8520	0	0	0

**Total Non-Tollable Traffic Count Entry Details (Note-2)**

Transaction Type	Car/Jeep Count	Bus/Truck Count	LCV Count	MAV (Multi Axle Vehicle Count)	Three Axle Count
1	2	3	5	6	7
Reuse & Exit	4625	569	627	185	0
Exemption & Violation	18890	1133	466	1712	0

**Notes**

1. Fee for Fastag vehicles passing two toll plazas, is collected at two plazas in few cases and therefore section wise traffic details will not be available at one plaza for same.
2. All Non-tollable traffic could not be recorded/reported due to unavailability of adequate Lanes & systems. Non-Tollable count includes Reuse of daily/return/monthly pass, exit trips, exemption and violations.
3. Reporting (FASTag/Cash/Card) - 12:00:00 AM to 11:59:59 PM.
4. Fastag Collection is net of Acquiring Bank Charges
5. FASTag Debit Adjustment/Chargeback Received from Bank (Net)
6. Double user fee (from cash vehicles entering dedicated Fastag lane) collected from vehicles are reported separately (count and revenue). These are included in vehicle category wise count and revenue.



**MONTHLY/DAILY FEE STATEMENT**

Project Highway: National Highway NH-48

Day/Month: 05-Feb-2025

Sr. No.	Name of Toll Plaza Location	Chainage
1	Somatne Phata	30+050

Type of Vehicle	For corresponding day/month of previous year 5-Feb-2024		For preceding day/month 4-Feb-2025		For the day/month reported upon 5-Feb-2025		
	No. of Vehicles	Fee collected (in Rs.)	No. of Vehicles	Fee collected (in Rs.)	Fee per Vehicle (in Rs.)	No. of Vehicles	Fee collected (in Rs.)
1	2	3	4	5	6	7	8
A-Car (Note-7)	10629	628879	10983	722960	Note-1	10853	652571
B-LCV	824	90790	935	95672		995	99276
C-Bus	1208	246244	1379	282999		1451	276821
D-Truck	0	0	0	0		0	0
E-Three-axle vehicle	0	0	0	0		0	0
F-Multi-axle Truck	1730	641809	2209	819132		2281	844976
G-Oversized vehicle	0	0	0	0	0	0	
FASTag Debit Adjustment/ Chargeback Received from Bank (Net) (Note-5)	0	265	0	2701	Note-5	0	297
<b>H- Total</b>	<b>14391</b>	<b>1607987</b>	<b>15506</b>	<b>1923463</b>		<b>15580</b>	<b>1873941</b>

**Day/Month wise Opening Balance of Toll Collection & Traffic**

Day	5
Month	2
Year	2025
Toll Depositing Bank	State Bank Of India
Bank Account No.	39177623786

Transaction Type	Car/Jeep Count	Total Car/ Jeep Amount (in Rs.)	Bus/Truck Count	Total Bus / Truck Amount (in Rs.)	LCV Count	Total LCV Amount (in Rs.)	MAV (Multi Axle Vehicle Count)	Total MAV (Multi Axle Vehicle) Amount (in Rs.)	Three Axle Count	Three Axle Count Amount (in Rs.)	FASTag Debit Adjustment/ Chargeback Received from Bank (Net)
1	2	3	4	5	8	9	10	11	12	13	Note-5
Single Journey	6176	289864	1058	176981	661	56555	2095	745035	0	0	297
Monthly Pass Sales	17	15260	0	0	0	0	0	0	0	0	0
Daily Pass Sales	4001	285030	375	93900	316	39734	180	95681	0	0	0
Local Pass Sales	0	0	0	0	0	0	0	0	0	0	0
Return Pass Sales	0	0	0	0	0	0	0	0	0	0	0
Double User Fee (FASTag Lane Violation) (Note-6)	659	62416	18	5940	18	2988	6	4260	0	0	0

Total Non-Tollable Traffic Count Entry Details (Note-2)					
Transaction Type	Car/Jeep Count	Bus/Truck Count	LCV Count	MAV (Multi Axle Vehicle Count)	Three Axle Count
1	2	3	5	6	7
Reuse & Exit	4650	558	630	182	0
Exemption & Violation	18022	1040	441	1285	0

**Notes**

1. Fee for Fastag vehicles passing two toll plazas, is collected at two plazas in few cases and therefore section wise traffic details will not be available at one plaza for same.
2. All Non-tollable traffic could not be recorded/reported due to unavailability of adequate Lanes & systems. Non-Tollable count includes Reuse of daily/return/monthly pass, exit trips, exemption and violations.
3. Reporting (FASTag/Cash/Card) - 12:00:00 AM to 11:59:59 PM.
4. Fastag Collection is net of Acquiring Bank Charges
5. FASTag Debit Adjustment/Chargeback Received from Bank (Net)
6. Double user fee (from cash vehicles entering dedicated Fastag lane) collected from vehicles are reported separately (count and revenue). These are included in vehicle category wise count and revenue.



**MONTHLY/DAILY FEE STATEMENT**

Project Highway: National Highway NH-48

Day/Month: 06-Feb-2025

Sr. No.	Name of Toll Plaza Location	Chainage
1	Somatne Phata	30+050

Type of Vehicle	For corresponding day/month of previous year 6-Feb-2024		For preceding day/month 5-Feb-2025		For the day/month reported upon 6-Feb-2025		
	No. of Vehicles	Fee collected (in Rs.)	No. of Vehicles	Fee collected (in Rs.)	Fee per Vehicle (in Rs.)	No. of Vehicles	Fee collected (in Rs.)
1	2	3	4	5	6	7	8
A-Car (Note-7)	10775	642149	10853	652571	Note-1	11129	655191
B-LCV	892	141948	995	99276		959	100702
C-Bus	1307	471925	1451	276821		1432	270978
D-Truck	0	0	0	0		0	0
E-Three-axle vehicle	0	0	0	0		0	0
F-Multi-axle Truck	1765	665738	2281	844976	2310	856626	
G-Oversized vehicle	0	0	0	0	0	0	
FASTag Debit Adjustment/ Chargeback Received from Bank (Net) (Note-5)	0	113	0	297	Note-5	0	791
<b>H- Total</b>	<b>14739</b>	<b>1921872</b>	<b>15580</b>	<b>1873941</b>		<b>15830</b>	<b>1884289</b>

**Day/Month wise Opening Balance of Toll Collection & Traffic**

Day	6
Month	2
Year	2025
Toll Depositing Bank	State Bank Of India
Bank Account No.	39177623786

Transaction Type	Car/Jeep Count	Total Car/ Jeep Amount (in Rs.)	Bus/Truck Count	Total Bus / Truck Amount (in Rs.)	LCV Count	Total LCV Amount (in Rs.)	MAV (Multi Axle Vehicle Count)	Total MAV (Multi Axle Vehicle) Amount (in Rs.)	Three Axle Count	Three Axle Count Amount (in Rs.)	FASTag Debit Adjustment/ Chargeback Received from Bank (Net)
1	2	3	4	5	8	9	10	11	12	13	Note-5
Single Journey	6450	303314	1090	181357	630	53707	2125	756503	0	0	791
Monthly Pass Sales	6	3239	1	2490	2	4976	0	0	0	0	0
Daily Pass Sales	3997	284906	321	80531	310	39198	175	93024	0	0	0
Local Pass Sales	0	0	0	0	0	0	0	0	0	0	0
Return Pass Sales	0	0	0	0	0	0	0	0	0	0	0
Double User Fee (FASTag Lane Violation) (Note-6)	676	63732	20	6600	17	2822	10	7100	0	0	0

Total Non-Tollable Traffic Count Entry Details (Note-2)						
Transaction Type	Car/Jeep Count	Bus/Truck Count	LCV Count	MAV (Multi Axle Vehicle Count)	Three Axle Count	
1	2	3	5	6	7	
Reuse & Exit	4573	487	607	182	0	
Exemption & Violation	18377	919	343	1052	0	

**Notes**

1. Fee for Fastag vehicles passing two toll plazas, is collected at two plazas in few cases and therefore section wise traffic details will not be available at one plaza for same.
2. All Non-tollable traffic could not be recorded/reported due to unavailability of adequate Lanes & systems. Non-Tollable count includes Reuse of daily/return/monthly pass, exit trips, exemption and violations.
3. Reporting (FASTag/Cash/Card) - 12:00:00 AM to 11:59:59 PM.
4. Fastag Collection is net of Acquiring Bank Charges
5. FASTag Debit Adjustment/Chargeback Received from Bank (Net)
6. Double user fee (from cash vehicles entering dedicated Fastag lane) collected from vehicles are reported separately (count and revenue). These are included in vehicle category wise count and revenue.



**MONTHLY/DAILY FEE STATEMENT**

Project Highway: National Highway NH-48

Day/Month: 07-Feb-2025

Sr. No.	Name of Toll Plaza Location	Chainage
1	Somatne Phata	30+050

Type of Vehicle	For corresponding day/month of previous year 7-Feb-2024		For preceding day/month 6-Feb-2025		For the day/month reported upon 7-Feb-2025		
	No. of Vehicles	Fee collected (in Rs.)	No. of Vehicles	Fee collected (in Rs.)	Fee per Vehicle (in Rs.)	No. of Vehicles	Fee collected (in Rs.)
1	2	3	4	5	6	7	8
A-Car (Note-7)	10487	620536	11129	655191	Note-1	4960	738511
B-LCV	908	92862	959	100702		1032	105373
C-Bus	1321	286085	1432	270978		1526	379339
D-Truck	0	0	0	0		0	0
E-Three-axle vehicle	0	0	0	0		0	0
F-Multi-axle Truck	1900	759505	2310	856626		2177	810312
G-Oversized vehicle	0	0	0	0	0	0	
FASTag Debit Adjustment/ Chargeback Received from Bank (Net) (Note-5)	0	0	0	791	Note-5	0	-94
<b>H- Total</b>	<b>14616</b>	<b>1758988</b>	<b>15830</b>	<b>1884289</b>		<b>9695</b>	<b>2033441</b>

**Day/Month wise Opening Balance of Toll Collection & Traffic**

Day	7
Month	2
Year	2025
Toll Depositing Bank	State Bank Of India
Bank Account No.	39177623786

Transaction Type	Car/Jeep Count	Total Car/ Jeep Amount (in Rs.)	Bus/Truck Count	Total Bus / Truck Amount (in Rs.)	LCV Count	Total LCV Amount (in Rs.)	MAV (Multi Axle Vehicle Count)	Total MAV (Multi Axle Vehicle) Amount (in Rs.)	Three Axle Count	Three Axle Count Amount (in Rs.)	FASTag Debit Adjustment/ Chargeback Received from Bank (Net)
1	2	3	4	5	8	9	10	11	12	13	Note-5
Single Journey	0	363865	1127	188358	688	58792	1970	699028	0	0	-94
Monthly Pass Sales	7	3235	17	94110	1	2490	0	0	0	0	0
Daily Pass Sales	4127	293673	364	90931	323	40771	200	106314	0	0	0
Local Pass Sales	0	0	0	0	0	0	0	0	0	0	0
Return Pass Sales	0	0	0	0	0	0	0	0	0	0	0
Double User Fee (FASTag Lane Violation) (Note-6)	826	77738	18	5940	20	3320	7	4970	0	0	0

**Total Non-Tollable Traffic Count Entry Details (Note-2)**

Transaction Type	Car/Jeep Count	Bus/Truck Count	LCV Count	MAV (Multi Axle Vehicle Count)	Three Axle Count
1	2	3	5	6	7
Reuse & Exit	4695	551	624	205	0
Exemption & Violation	18901	1057	306	1435	0

**Notes**

1. Fee for Fastag vehicles passing two toll plazas, is collected at two plazas in few cases and therefore section wise traffic details will not be available at one plaza for same.
2. All Non-tollable traffic could not be recorded/reported due to unavailability of adequate Lanes & systems. Non-Tollable count includes Reuse of daily/return/monthly pass, exit trips, exemption and violations.
3. Reporting (FASTag/Cash/Card) - 12:00:00 AM to 11:59:59 PM.
4. Fastag Collection is net of Acquiring Bank Charges
5. FASTag Debit Adjustment/Chargeback Received from Bank (Net)
6. Double user fee (from cash vehicles entering dedicated Fastag lane) collected from vehicles are reported separately (count and revenue). These are included in vehicle category wise count and revenue.



**MONTHLY/DAILY FEE STATEMENT**

Project Highway: National Highway NH-48

Day/Month: 08-Feb-2025

Sr. No.	Name of Toll Plaza Location	Chainage
1	Somatne Phata	30+050

Type of Vehicle	For corresponding day/month of previous year 8-Feb-2024		For preceding day/month 7-Feb-2025		For the day/month reported upon 8-Feb-2025		
	No. of Vehicles	Fee collected (in Rs.)	No. of Vehicles	Fee collected (in Rs.)	Fee per Vehicle (in Rs.)	No. of Vehicles	Fee collected (in Rs.)
1	2	3	4	5	6	7	8
A-Car (Note-7)	10322	607624	4960	738511	Note-1	14491	835660
B-LCV	866	91613	1032	105373		998	98170
C-Bus	1327	267936	1526	379339		1526	297716
D-Truck	0	0	0	0		0	0
E-Three-axle vehicle	0	0	0	0		0	0
F-Multi-axle Truck	1772	667235	2177	810312		2282	845762
G-Oversized vehicle	0	0	0	0	0	0	
FASTag Debit Adjustment/ Chargeback Received from Bank (Net) (Note-5)	0	896	0	-94	Note-5	0	65
<b>H- Total</b>	<b>14287</b>	<b>1635302</b>	<b>9695</b>	<b>2033441</b>		<b>19297</b>	<b>2077372</b>

**Day/Month wise Opening Balance of Toll Collection & Traffic**

Day	8
Month	2
Year	2025
Toll Depositing Bank	State Bank Of India
Bank Account No.	39177623786

Transaction Type	Car/Jeep Count	Total Car/ Jeep Amount (in Rs.)	Bus/Truck Count	Total Bus / Truck Amount (in Rs.)	LCV Count	Total LCV Amount (in Rs.)	MAV (Multi Axle Vehicle Count)	Total MAV (Multi Axle Vehicle) Amount (in Rs.)	Three Axle Count	Three Axle Count Amount (in Rs.)	FASTag Debit Adjustment/ Chargeback Received from Bank (Net)
1	2	3	4	5	8	9	10	11	12	13	Note-5
Single Journey	9315	439404	1142	190451	694	58842	2089	742097	0	0	65
Monthly Pass Sales	8	9532	2	9900	0	0	0	0	0	0	0
Daily Pass Sales	4324	307200	358	89445	285	36174	187	99405	0	0	0
Local Pass Sales	0	0	0	0	0	0	0	0	0	0	0
Return Pass Sales	0	0	0	0	0	0	0	0	0	0	0
Double User Fee (FASTag Lane Violation) (Note-6)	844	79524	24	7920	19	3154	6	4260	0	0	0

**Total Non-Tollable Traffic Count Entry Details (Note-2)**

Transaction Type	Car/Jeep Count	Bus/Truck Count	LCV Count	MAV (Multi Axle Vehicle Count)	Three Axle Count
1	2	3	5	6	7
Reuse & Exit	4823	542	475	191	0
Exemption & Violation	18301	1022	322	1560	0

**Notes**

1. Fee for Fastag vehicles passing two toll plazas, is collected at two plazas in few cases and therefore section wise traffic details will not be available at one plaza for same.
2. All Non-tollable traffic could not be recorded/reported due to unavailability of adequate Lanes & systems. Non-Tollable count includes Reuse of daily/return/monthly pass, exit trips, exemption and violations.
3. Reporting (FASTag/Cash/Card) - 12:00:00 AM to 11:59:59 PM.
4. Fastag Collection is net of Acquiring Bank Charges
5. FASTag Debit Adjustment/Chargeback Received from Bank (Net)
6. Double user fee (from cash vehicles entering dedicated Fastag lane) collected from vehicles are reported separately (count and revenue). These are included in vehicle category wise count and revenue.





**MONTHLY/DAILY FEE STATEMENT**

Project Highway: National Highway NH-48

Day/Month: 09-Feb-2025

Sr. No.	Name of Toll Plaza Location	Chainage
1	Somatne Phata	30+050

Type of Vehicle	For corresponding day/month of previous year 9-Feb-2024		For preceding day/month 8-Feb-2025		For the day/month reported upon 9-Feb-2025		
	No. of Vehicles	Fee collected (in Rs.)	No. of Vehicles	Fee collected (in Rs.)	Fee per Vehicle (in Rs.)	No. of Vehicles	Fee collected (in Rs.)
1	2	3	4	5	6	7	8
A-Car (Note-7)	11056	636084	14491	835660	Note-1	15372	892406
B-LCV	901	105430	998	98170		701	68248
C-Bus	1295	280272	1526	297716		1262	240338
D-Truck	0	0	0	0		0	0
E-Three-axle vehicle	0	0	0	0		0	0
F-Multi-axle Truck	1991	763374	2282	845762		2019	737598
G-Oversized vehicle	0	0	0	0	0	0	
FASTag Debit Adjustment/ Chargeback Received from Bank (Net) (Note-5)	0	179	0	65	Note-5	0	0
<b>H- Total</b>	<b>15243</b>	<b>1785339</b>	<b>19297</b>	<b>2077372</b>		<b>19354</b>	<b>1938590</b>

**Day/Month wise Opening Balance of Toll Collection & Traffic**

Day	9
Month	2
Year	2025
Toll Depositing Bank	State Bank Of India
Bank Account No.	39177623786


Transaction Type	Car/Jeep Count	Total Car/ Jeep Amount (in Rs.)	Bus/Truck Count	Total Bus / Truck Amount (in Rs.)	LCV Count	Total LCV Amount (in Rs.)	MAV (Multi Axle Vehicle Count)	Total MAV (Multi Axle Vehicle) Amount (in Rs.)	Three Axle Count	Three Axle Count Amount (in Rs.)	FASTag Debit Adjustment/ Chargeback Received from Bank (Net)
1	2	3	4	5	8	9	10	11	12	13	Note-5
Single Journey	9514	450150	924	154031	498	42100	1918	682658	0	0	0
Monthly Pass Sales	2	2815	0	0	0	0	0	0	0	0	0
Daily Pass Sales	4810	340459	318	79707	191	24157	95	50680	0	0	0
Local Pass Sales	0	0	0	0	0	0	0	0	0	0	0
Return Pass Sales	0	0	0	0	0	0	0	0	0	0	0
Double User Fee (FASTag Lane Violation) (Note-6)	1046	98982	20	6600	12	1992	6	4260	0	0	0

**Total Non-Tollable Traffic Count Entry Details (Note-2)**

Transaction Type	Car/Jeep Count	Bus/Truck Count	LCV Count	MAV (Multi Axle Vehicle Count)	Three Axle Count
1	2	3	5	6	7
Reuse & Exit	5190	475	318	95	0
Exemption & Violation	17701	608	215	662	0

**Notes**

1. Fee for Fastag vehicles passing two toll plazas, is collected at two plazas in few cases and therefore section wise traffic details will not be available at one plaza for same.
2. All Non-tollable traffic could not be recorded/reported due to unavailability of adequate Lanes & systems. Non-Tollable count includes Reuse of daily/return/monthly pass, exit trips, exemption and violations.
3. Reporting (FASTag/Cash/Card) - 12:00:00 AM to 11:59:59 PM.
4. Fastag Collection is net of Acquiring Bank Charges
5. FASTag Debit Adjustment/Chargeback Received from Bank (Net)
6. Double user fee (from cash vehicles entering dedicated Fastag lane) collected from vehicles are reported separately (count and revenue). These are included in vehicle category wise count and revenue.



**MONTHLY/DAILY FEE STATEMENT**

Project Highway: National Highway NH-48

Day/Month: 01-Feb-2025

Sr. No.	Name of Toll Plaza Location	Chainage
National Highway NH-48 (from Km. 20+400 to 131+200)		
1	Varsoli	60+050

Type of Vehicle	For corresponding day/month of previous year 1-Feb-2024		For preceding day/month 31-Jan-2025		For the day/month reported upon 1-Feb-2025		
	No. of Vehicles	Fee collected (in lakh Rs.)	No. of Vehicles	Fee collected (in lakh Rs.)	Fee per Vehicle (in Rs.)	No. of Vehicles	Fee collected (in lakh Rs.)
1	2	3	4	5	6	7	8
A-Car (Note-7)	6839	412174	7376	435788	Note-1	9113	537309
B-LCV	1287	128404	1236	122243		1221	120396
C-Bus	1623	304813	1533	291128		1511	285224
D-Truck	0	0	0	0		0	0
E-Three-axle vehicle	0	0	0	0		0	0
F-Multi-axle Truck	3647	1383161	3654	1401062		3341	1258363
G-Oversized vehicle	0	0	0	0	0	0	
FASTag Debit Adjustment/ Chargeback Received from Bank (Net) (Note-5)	0	1089	0	2661	Note-5	0	371
<b>H- Total</b>	<b>13396</b>	<b>2229640</b>	<b>13799</b>	<b>2252883</b>		<b>15186</b>	<b>2201663</b>

**Day/Month wise Opening Balance of Toll Collection & Traffic**

Day	1
Month	2
Year	2025
Toll Depositing Bank	State Bank Of India
Bank Account No.	39177623786

Transaction Type	Car/Jeep Count	Total Car/ Jeep Amount (in Rs.)	Bus/Truck Count	Total Bus / Truck Amount (in Rs.)	LCV Count	Total LCV Amount (in Rs.)	MAV (Multi Axle Vehicle Count)	Total MAV (Multi Axle Vehicle) Amount (in Rs.)	Three Axle Count	Three Axle Count Amount (in Rs.)	FASTag Debit Adjustment/ Chargeback Received from Bank (Net)
1	2	3	4	5	8	9	10	11	12	13	Note-5
Single Journey	5688	268317	1158	191410	839	69933	2931	1039440	0	0	371
Monthly Pass Sales	6	9164	1	4941	1	2486	0	0	0	0	0
Daily Pass Sales	2639	185945	331	81943	368	45819	403	213953	0	0	0
Local Pass Sales	0	0	0	0	0	0	0	0	0	0	0
Return Pass Sales	0	0	0	0	0	0	0	0	0	0	0
Double User Fee (FASTag Lane Violation) (Note-6)	780	73884	21	6930	13	2158	7	4970	0	0	0

Total Non-Tollable Traffic Count Entry Details (Note-2)					
Transaction Type	Car/Jeep Count	Bus/Truck Count	LCV Count	MAV (Multi Axle Vehicle Count)	Three Axle Count
1	2	3	5	6	7
Reuse & Exit	2927	352	385	408	0
Exemption & Violation	5813	280	97	264	0



**Notes**

1. Fee for Fastag vehicles passing two toll plazas, is collected at two plazas in few cases and therefore section wise traffic details will not be available at one plaza for same.
2. All Non-tollable traffic could not be recorded/reported due to unavailability of adequate Lanes & systems. Non-Tollable count includes Reuse of daily/return/monthly pass, exit trips, exemption and violations.
3. Reporting (FASTag/Cash/Card) - 12:00:00 AM to 11:59:59 PM.
4. Fastag Collection is net of Acquiring Bank Charges
5. FASTag Debit Adjustment/Chargeback Received from Bank (Net)
6. Double user fee (from cash vehicles entering dedicated Fastag lane) collected from vehicles are reported separately (count and revenue). These are included in vehicle category wise count and revenue.

**MONTHLY/DAILY FEE STATEMENT**

Project Highway: National Highway NH-48

Day/Month: 02-Feb-2025

Sr. No.	Name of Toll Plaza Location	Chainage
National Highway NH-48 (from Km. 20+400 to 131+200)		
1	Varsoli	60+050

Type of Vehicle	For corresponding day/month of previous year 2-Feb-2024		For preceding day/month 1-Feb-2025		For the day/month reported upon 2-Feb-2025		
	No. of Vehicles	Fee collected (in lakh Rs.)	No. of Vehicles	Fee collected (in lakh Rs.)	Fee per Vehicle (in Rs.)	No. of Vehicles	Fee collected (in lakh Rs.)
1	2	3	4	5	6	7	8
A –Car (Note-7)	7127	428190	9113	537309	Note-1	9855	585975
B –LCV	1158	114380	1221	120396		858	83180
C- Bus	1507	282773	1511	285224		1125	206992
D –Truck	0	0	0	0		0	0
E -Three-axle vehicle	0	0	0	0		0	0
F -Multi-axle Truck	3377	1283709	3341	1258363		2661	982422
G -Oversized vehicle	0	0	0	0		0	0
FASTag Debit Adjustment/ Chargeback Received from Bank (Net) (Note-5)	0	997	0	371	Note-5	0	0
<b>H- Total</b>	<b>13169</b>	<b>2110049</b>	<b>15186</b>	<b>2201663</b>		<b>14499</b>	<b>1858568</b>

**Day/Month wise Opening Balance of Toll Collection & Traffic**

Day	2
Month	2
Year	2025
Toll Depositing Bank	State Bank Of India
Bank Account No.	39177623786

Transaction Type	Car/Jeep Count	Total Car/ Jeep Amount (in Rs.)	Bus/Truck Count	Total Bus / Truck Amount (in Rs.)	LCV Count	Total LCV Amount (in Rs.)	MAV (Multi Axle Vehicle Count)	Total MAV (Multi Axle Vehicle) Amount (in Rs.)	Three Axle Count	Three Axle Count Amount (in Rs.)	FASTag Debit Adjustment/ Chargeback Received from Bank (Net) Note-5
1	2	3	4	5	8	9	10	11	12	13	
Single Journey	5809	273862	882	145764	645	53888	2446	867331	0	0	0
Monthly Pass Sales	2	2128	0	0	1	2486	0	0	0	0	0
Daily Pass Sales	2994	210816	232	57598	202	25146	209	110831	0	0	0
Local Pass Sales	0	0	0	0	0	0	0	0	0	0	0
Return Pass Sales	0	0	0	0	0	0	0	0	0	0	0
Double User Fee (FASTag Lane Violation) (Note-6)	1050	99170	11	3630	10	1660	6	4260	0	0	0

Total Non-Tollable Traffic Count Entry Details (Note-2)					
Transaction Type	Car/Jeep Count	Bus/Truck Count	LCV Count	MAV (Multi Axle Vehicle Count)	Three Axle Count
1	2	3	5	6	7
Reuse & Exit	3282	248	215	212	0
Exemption & Violation	5821	254	102	215	0



**Notes**

1. Fee for Fastag vehicles passing two toll plazas, is collected at two plazas in few cases and therefore section wise traffic details will not be available at one plaza for same.
2. All Non-tollable traffic could not be recorded/reported due to unavailability of adequate Lanes & systems. Non-Tollable count includes Reuse of daily/return/monthly pass, exit trips, exemption and violations.
3. Reporting (FASTag/Cash/Card) - 12:00:00 AM to 11:59:59 PM.
4. Fastag Collection is net of Acquiring Bank Charges
5. FASTag Debit Adjustment/Chargeback Received from Bank (Net)
6. Double user fee (from cash vehicles entering dedicated Fastag lane) collected from vehicles are reported separately (count and revenue). These are included in vehicle category wise count and revenue.

**MONTHLY/DAILY FEE STATEMENT**

Project Highway: National Highway NH-48

Day/Month: 03-Feb-2025

Sr. No.	Name of Toll Plaza Location	Chainage
National Highway NH-48 (from Km. 20+400 to 131+200)		
1	Varsoli	60+050

Type of Vehicle	For corresponding day/month of previous year 3-Feb-2024		For preceding day/month 2-Feb-2025		For the day/month reported upon 3-Feb-2025		
	No. of Vehicles	Fee collected (in lakh Rs.)	No. of Vehicles	Fee collected (in lakh Rs.)	Fee per Vehicle (in Rs.)	No. of Vehicles	Fee collected (in lakh Rs.)
1	2	3	4	5	6	7	8
A-Car (Note-7)	9373	548941	9855	585975	Note-1	7149	413845
B-LCV	1203	116970	858	83180		956	94713
C-Bus	1482	274639	1125	206992		1175	219378
D-Truck	0	0	0	0		0	0
E-Three-axle vehicle	0	0	0	0		0	0
F-Multi-axle Truck	3289	1235023	2661	982422		2805	1063526
G-Oversized vehicle	0	0	0	0		0	0
FASTag Debit Adjustment/ Chargeback Received from Bank (Net) (Note-5)	0	1233	0	0	Note-5	0	0
<b>H- Total</b>	<b>15347</b>	<b>2176807</b>	<b>14499</b>	<b>1858568</b>		<b>12085</b>	<b>1791462</b>

**Day/Month wise Opening Balance of Toll Collection & Traffic**

Day	3
Month	2
Year	2025
Toll Depositing Bank	State Bank Of India
Bank Account No.	39177623786

Transaction Type	Car/Jeep Count	Total Car/ Jeep Amount (in Rs.)	Bus/Truck Count	Total Bus / Truck Amount (in Rs.)	LCV Count	Total LCV Amount (in Rs.)	MAV (Multi Axle Vehicle Count)	Total MAV (Multi Axle Vehicle) Amount (in Rs.)	Three Axle Count	Three Axle Count Amount (in Rs.)	FASTag Debit Adjustment/ Chargeback Received from Bank (Net) Note-5
1	2	3	4	5	8	9	10	11	12	13	
Single Journey	4483	211468	884	146100	658	54937	2431	862490	0	0	0
Monthly Pass Sales	1	359	0	0	1	2490	0	0	0	0	0
Daily Pass Sales	2071	145994	281	69647	289	35959	360	191096	0	0	0
Local Pass Sales	0	0	0	0	0	0	0	0	0	0	0
Return Pass Sales	0	0	0	0	0	0	0	0	0	0	0
Double User Fee (FASTag Lane Violation) (Note-6)	594	56024	10	3632	8	1328	14	9940	0	0	0

Total Non-Tollable Traffic Count Entry Details (Note-2)					
Transaction Type	Car/Jeep Count	Bus/Truck Count	LCV Count	MAV (Multi Axle Vehicle Count)	Three Axle Count
1	2	3	5	6	7
Reuse & Exit	2324	308	302	363	0
Exemption & Violation	6535	272	120	306	0

**Notes**

- Fee for Fastag vehicles passing two toll plazas, is collected at two plazas in few cases and therefore section wise traffic details will not be available at one plaza for same.
- All Non-tollable traffic could not be recorded/reported due to unavailability of adequate Lanes & systems. Non-Tollable count includes Reuse of daily/return/monthly pass, exit trips, exemption and violations.
- Reporting (FASTag/Cash/Card) - 12:00:00 AM to 11:59:59 PM.
- Fastag Collection is net of Acquiring Bank Charges
- FASTag Debit Adjustment/Chargeback Received from Bank (Net)
- Double user fee (from cash vehicles entering dedicated Fastag lane) collected from vehicles are reported separately (count and revenue). These are included in vehicle category wise count and revenue.



**MONTHLY/DAILY FEE STATEMENT**

Project Highway: National Highway NH-48

Day/Month: 04-Feb-2025

Sr. No.	Name of Toll Plaza Location	Chainage
National Highway NH-48 (from Km. 20+400 to 131+200)		
1	Varsoli	60+050

Type of Vehicle	For corresponding day/month of previous year 4-Feb-2024		For preceding day/month 3-Feb-2025		For the day/month reported upon 4-Feb-2025		
	No. of Vehicles	Fee collected (in lakh Rs.)	No. of Vehicles	Fee collected (in lakh Rs.)	Fee per Vehicle (in Rs.)	No. of Vehicles	Fee collected (in lakh Rs.)
1	2	3	4	5	6	7	8
A –Car (Note-7)	10876	654539	7149	413845	Note-1	6805	405439
B –LCV	872	84012	956	94713		1224	120921
C- Bus	1242	231482	1175	219378		1376	257339
D –Truck	0	0	0	0		0	0
E -Three-axle vehicle	0	0	0	0		0	0
F -Multi-axle Truck	2771	1020524	2805	1063526		3378	1282882
G -Oversized vehicle	0	0	0	0		0	0
FASTag Debit Adjustment/ Chargeback Received from Bank (Net) (Note-5)	0	0	0	0	Note-5	0	2110
<b>H- Total</b>	<b>15761</b>	<b>1990557</b>	<b>12085</b>	<b>1791462</b>		<b>12783</b>	<b>2068691</b>

**Day/Month wise Opening Balance of Toll Collection & Traffic**

Day	4
Month	2
Year	2025
Toll Depositing Bank	State Bank Of India
Bank Account No.	39177623786

Transaction Type	Car/Jeep Count	Total Car/ Jeep Amount (in Rs.)	Bus/Truck Count	Total Bus / Truck Amount (in Rs.)	LCV Count	Total LCV Amount (in Rs.)	MAV (Multi Axle Vehicle Count)	Total MAV (Multi Axle Vehicle) Amount (in Rs.)	Three Axle Count	Three Axle Count Amount (in Rs.)	FASTag Debit Adjustment/ Chargeback Received from Bank (Net) Note-5
1	2	3	4	5	8	9	10	11	12	13	
Single Journey	3875	183387	1028	169872	838	70102	2909	1032413	0	0	2110
Monthly Pass Sales	1	720	0	0	1	2490	0	0	0	0	0
Daily Pass Sales	2306	162487	337	83837	374	46503	458	242660	0	0	0
Local Pass Sales	0	0	0	0	0	0	0	0	0	0	0
Return Pass Sales	0	0	0	0	0	0	0	0	0	0	0
Double User Fee (FASTag Lane Violation) (Note-6)	623	58844	11	3630	11	1826	11	7810	0	0	0

Total Non-Tollable Traffic Count Entry Details (Note-2)					
Transaction Type	Car/Jeep Count	Bus/Truck Count	LCV Count	MAV (Multi Axle Vehicle Count)	Three Axle Count
1	2	3	5	6	7
Reuse & Exit	2516	369	404	481	0
Exemption & Violation	6210	296	141	290	0

**Notes**

- Fee for Fastag vehicles passing two toll plazas, is collected at two plazas in few cases and therefore section wise traffic details will not be available at one plaza for same.
- All Non-tollable traffic could not be recorded/reported due to unavailability of adequate Lanes & systems. Non-Tollable count includes Reuse of daily/return/monthly pass, exit trips, exemption and violations.
- Reporting (FASTag/Cash/Card) - 12:00:00 AM to 11:59:59 PM.
- Fastag Collection is net of Acquiring Bank Charges
- FASTag Debit Adjustment/Chargeback Received from Bank (Net)
- Double user fee (from cash vehicles entering dedicated Fastag lane) collected from vehicles are reported separately (count and revenue). These are included in vehicle category wise count and revenue.



**MONTHLY/DAILY FEE STATEMENT**

Project Highway: National Highway NH-48

Day/Month: 05-Feb-2025

Sr. No.	Name of Toll Plaza Location	Chainage
National Highway NH-48 (from Km. 20+400 to 131+200)		
1	Varsoli	60+050

Type of Vehicle	For corresponding day/month of previous year 5-Feb-2024		For preceding day/month 4-Feb-2025		For the day/month reported upon 5-Feb-2025		
	No. of Vehicles	Fee collected (in lakh Rs.)	No. of Vehicles	Fee collected (in lakh Rs.)	Fee per Vehicle (in Rs.)	No. of Vehicles	Fee collected (in lakh Rs.)
1	2	3	4	5	6	7	8
A –Car (Note-7)	6358	372333	6805	405439	Note-1	6668	398447
B –LCV	915	88602	1224	120921		1240	121063
C- Bus	1193	222865	1376	257339		1495	280716
D –Truck	0	0	0	0		0	0
E -Three-axle vehicle	0	0	0	0		0	0
F -Multi-axle Truck	2650	994748	3378	1282882		3518	1341586
G -Oversized vehicle	0	0	0	0		0	0
FASTag Debit Adjustment/ Chargeback Received from Bank (Net) (Note-5)	0	1079	0	2110	Note-5	0	219
<b>H- Total</b>	<b>11116</b>	<b>1679627</b>	<b>12783</b>	<b>2068691</b>		<b>12921</b>	<b>2142031</b>

**Day/Month wise Opening Balance of Toll Collection & Traffic**


Day	5
Month	2
Year	2025
Toll Depositing Bank	State Bank Of India
Bank Account No.	39177623786

Transaction Type	Car/Jeep Count	Total Car/ Jeep Amount (in Rs.)	Bus/Truck Count	Total Bus / Truck Amount (in Rs.)	LCV Count	Total LCV Amount (in Rs.)	MAV (Multi Axle Vehicle Count)	Total MAV (Multi Axle Vehicle) Amount (in Rs.)	Three Axle Count	Three Axle Count Amount (in Rs.)	FASTag Debit Adjustment/ Chargeback Received from Bank (Net) Note-5
1	2	3	4	5	8	9	10	11	12	13	
Single Journey	3776	178683	1100	181365	851	70956	2985	1059053	0	0	219
Monthly Pass Sales	0	0	0	0	1	1260	0	0	0	0	0
Daily Pass Sales	2231	157254	379	94071	378	47187	530	280403	0	0	0
Local Pass Sales	0	0	0	0	0	0	0	0	0	0	0
Return Pass Sales	0	0	0	0	0	0	0	0	0	0	0
Double User Fee (FASTag Lane Violation) (Note-6)	661	62510	16	5280	10	1660	3	2130	0	0	0

Total Non-Tollable Traffic Count Entry Details (Note-2)					
Transaction Type	Car/Jeep Count	Bus/Truck Count	LCV Count	MAV (Multi Axle Vehicle Count)	Three Axle Count
1	2	3	5	6	7
Reuse & Exit	2406	400	400	541	0
Exemption & Violation	5634	270	126	221	0

**Notes**

- Fee for Fastag vehicles passing two toll plazas, is collected at two plazas in few cases and therefore section wise traffic details will not be available at one plaza for same.
- All Non-tollable traffic could not be recorded/reported due to unavailability of adequate Lanes & systems. Non-Tollable count includes Reuse of daily/return/monthly pass, exit trips, exemption and violations.
- Reporting (FASTag/Cash/Card) - 12:00:00 AM to 11:59:59 PM.
- Fastag Collection is net of Acquiring Bank Charges
- FASTag Debit Adjustment/Chargeback Received from Bank (Net)
- Double user fee (from cash vehicles entering dedicated Fastag lane) collected from vehicles are reported separately (count and revenue). These are included in vehicle category wise count and revenue.



**MONTHLY/DAILY FEE STATEMENT**

Project Highway: National Highway NH-48

Day/Month: 06-Feb-2025

Sr. No.	Name of Toll Plaza Location	Chainage
National Highway NH-48 (from Km. 20+400 to 131+200)		
1	Varsoli	60+050

Type of Vehicle	For corresponding day/month of previous year 6-Feb-2024		For preceding day/month 5-Feb-2025		For the day/month reported upon 6-Feb-2025		
	No. of Vehicles	Fee collected (in lakh Rs.)	No. of Vehicles	Fee collected (in lakh Rs.)	Fee per Vehicle (in Rs.)	No. of Vehicles	Fee collected (in lakh Rs.)
1	2	3	4	5	6	7	8
A –Car (Note-7)	6456	388536	6668	398447	Note-1	6571	390709
B –LCV	1078	108035	1240	121063		1235	120037
C- Bus	1393	260595	1495	280716		1454	269145
D –Truck	0	0	0	0		0	0
E -Three-axle vehicle	0	0	0	0		0	0
F -Multi-axle Truck	3248	1231537	3518	1341586		3645	1387950
G -Oversized vehicle	0	0	0	0		0	0
FASTag Debit Adjustment/ Chargeback Received from Bank (Net) (Note-5)	0	700	0	219	Note-5	0	931
<b>H- Total</b>	<b>12175</b>	<b>1989403</b>	<b>12921</b>	<b>2142031</b>		<b>12905</b>	<b>2168772</b>

**Day/Month wise Opening Balance of Toll Collection & Traffic**

Day	6
Month	2
Year	2025
Toll Depositing Bank	State Bank Of India
Bank Account No.	39177623786

Transaction Type	Car/Jeep Count	Total Car/ Jeep Amount (in Rs.)	Bus/Truck Count	Total Bus / Truck Amount (in Rs.)	LCV Count	Total LCV Amount (in Rs.)	MAV (Multi Axle Vehicle Count)	Total MAV (Multi Axle Vehicle) Amount (in Rs.)	Three Axle Count	Three Axle Count Amount (in Rs.)	FASTag Debit Adjustment/ Chargeback Received from Bank (Net) Note-5
1	2	3	4	5	8	9	10	11	12	13	
Single Journey	3907	184540	1115	183905	834	69491	3105	1100983	0	0	931
Monthly Pass Sales	3	5989	0	0	0	0	0	0	0	0	0
Daily Pass Sales	2131	150172	326	80950	387	48222	533	281997	0	0	0
Local Pass Sales	0	0	0	0	0	0	0	0	0	0	0
Return Pass Sales	0	0	0	0	0	0	0	0	0	0	0
Double User Fee (FASTag Lane Violation) (Note-6)	530	50008	13	4290	14	2324	7	4970	0	0	0

Total Non-Tollable Traffic Count Entry Details (Note-2)					
Transaction Type	Car/Jeep Count	Bus/Truck Count	LCV Count	MAV (Multi Axle Vehicle Count)	Three Axle Count
1	2	3	5	6	7
Reuse & Exit	2359	348	409	540	0
Exemption & Violation	6337	269	116	260	0

**Notes**

- Fee for Fastag vehicles passing two toll plazas, is collected at two plazas in few cases and therefore section wise traffic details will not be available at one plaza for same.
- All Non-tollable traffic could not be recorded/reported due to unavailability of adequate Lanes & systems. Non-Tollable count includes Reuse of daily/return/monthly pass, exit trips, exemption and violations.
- Reporting (FASTag/Cash/Card) - 12:00:00 AM to 11:59:59 PM.
- Fastag Collection is net of Acquiring Bank Charges
- FASTag Debit Adjustment/Chargeback Received from Bank (Net)
- Double user fee (from cash vehicles entering dedicated Fastag lane) collected from vehicles are reported separately (count and revenue). These are included in vehicle category wise count and revenue.



**MONTHLY/DAILY FEE STATEMENT**

Project Highway: National Highway NH-48

Day/Month: 07-Feb-2025

Sr. No.	Name of Toll Plaza Location	Chainage
National Highway NH-48 (from Km. 20+400 to 131+200)		
1	Varsoli	60+050

Type of Vehicle	For corresponding day/month of previous year 7-Feb-2024		For preceding day/month 6-Feb-2025		For the day/month reported upon 7-Feb-2025		
	No. of Vehicles	Fee collected (in lakh Rs.)	No. of Vehicles	Fee collected (in lakh Rs.)	Fee per Vehicle (in Rs.)	No. of Vehicles	Fee collected (in lakh Rs.)
1	2	3	4	5	6	7	8
A –Car (Note-7)	6477	389712	6571	390709	Note-1	7999	469069
B –LCV	1189	117239	1235	120037		1237	120086
C- Bus	1534	288934	1454	269145		1449	272340
D –Truck	0	0	0	0		0	0
E -Three-axle vehicle	0	0	0	0		0	0
F -Multi-axle Truck	3470	1328938	3645	1387950		3642	1398346
G -Oversized vehicle	0	0	0	0		0	0
FASTag Debit Adjustment/ Chargeback Received from Bank (Net) (Note-5)	0	0	0	931	Note-5	0	0
<b>H- Total</b>	<b>12670</b>	<b>2124823</b>	<b>12905</b>	<b>2168772</b>		<b>14327</b>	<b>2259841</b>

**Day/Month wise Opening Balance of Toll Collection & Traffic**

Day	7
Month	2
Year	2025
Toll Depositing Bank	State Bank Of India
Bank Account No.	39177623786

Transaction Type	Car/Jeep Count	Total Car/ Jeep Amount (in Rs.)	Bus/Truck Count	Total Bus / Truck Amount (in Rs.)	LCV Count	Total LCV Amount (in Rs.)	MAV (Multi Axle Vehicle Count)	Total MAV (Multi Axle Vehicle) Amount (in Rs.)	Three Axle Count	Three Axle Count Amount (in Rs.)	FASTag Debit Adjustment/ Chargeback Received from Bank (Net) Note-5
1	2	3	4	5	8	9	10	11	12	13	
Single Journey	4822	227231	1069	176616	837	69768	3047	1081084	0	0	0
Monthly Pass Sales	0	0	0	0	0	0	0	0	0	0	0
Daily Pass Sales	2420	170398	365	90442	385	47828	588	312291	0	0	0
Local Pass Sales	0	0	0	0	0	0	0	0	0	0	0
Return Pass Sales	0	0	0	0	0	0	0	0	0	0	0
Double User Fee (FASTag Lane Violation) (Note-6)	757	71440	15	5282	15	2490	7	4970	0	0	0

Total Non-Tollable Traffic Count Entry Details (Note-2)					
Transaction Type	Car/Jeep Count	Bus/Truck Count	LCV Count	MAV (Multi Axle Vehicle Count)	Three Axle Count
1	2	3	5	6	7
Reuse & Exit	2669	392	406	609	0
Exemption & Violation	5816	268	116	333	0



**Notes**

- Fee for Fastag vehicles passing two toll plazas, is collected at two plazas in few cases and therefore section wise traffic details will not be available at one plaza for same.
- All Non-tollable traffic could not be recorded/reported due to unavailability of adequate Lanes & systems. Non-Tollable count includes Reuse of daily/return/monthly pass, exit trips, exemption and violations.
- Reporting (FASTag/Cash/Card) - 12:00:00 AM to 11:59:59 PM.
- Fastag Collection is net of Acquiring Bank Charges
- FASTag Debit Adjustment/Chargeback Received from Bank (Net)
- Double user fee (from cash vehicles entering dedicated Fastag lane) collected from vehicles are reported separately (count and revenue). These are included in vehicle category wise count and revenue.



**MONTHLY/DAILY FEE STATEMENT**

Project Highway: National Highway NH-48

Day/Month: 08-Feb-2025

Sr. No.	Name of Toll Plaza Location	Chainage
National Highway NH-48 (from Km. 20+400 to 131+200)		
1	Varsoli	60+050

Type of Vehicle	For corresponding day/month of previous year 8-Feb-2024		For preceding day/month 7-Feb-2025		For the day/month reported upon 8-Feb-2025		
	No. of Vehicles	Fee collected (in lakh Rs.)	No. of Vehicles	Fee collected (in lakh Rs.)	Fee per Vehicle (in Rs.)	No. of Vehicles	Fee collected (in lakh Rs.)
1	2	3	4	5	6	7	8
A-Car (Note-7)	6074	361344	7999	469069	Note-1	10203	588069
B-LCV	1123	109930	1237	120086		1289	123090
C-Bus	1475	284526	1449	272340		1443	268277
D-Truck	0	0	0	0		0	0
E-Three-axle vehicle	0	0	0	0		0	0
F-Multi-axle Truck	3340	1259094	3642	1398346		3543	1342206
G-Oversized vehicle	0	0	0	0		0	0
FASTag Debit Adjustment/ Chargeback Received from Bank (Net) (Note-5)	0	1788	0	0	Note-5	0	593
<b>H- Total</b>	<b>12012</b>	<b>2016682</b>	<b>14327</b>	<b>2259841</b>		<b>16478</b>	<b>2322234</b>

**Day/Month wise Opening Balance of Toll Collection & Traffic**

Day	8
Month	2
Year	2025
Toll Depositing Bank	State Bank Of India
Bank Account No.	39177623786

Transaction Type	Car/Jeep Count	Total Car/ Jeep Amount (in Rs.)	Bus/Truck Count	Total Bus / Truck Amount (in Rs.)	LCV Count	Total LCV Amount (in Rs.)	MAV (Multi Axle Vehicle Count)	Total MAV (Multi Axle Vehicle) Amount (in Rs.)	Three Axle Count	Three Axle Count Amount (in Rs.)	FASTag Debit Adjustment/ Chargeback Received from Bank (Net) Note-5
1	2	3	4	5	8	9	10	11	12	13	
Single Journey	6479	305327	1103	182128	928	77307	3055	1082615	0	0	593
Monthly Pass Sales	0	0	0	0	0	0	0	0	0	0	0
Daily Pass Sales	2866	201808	316	78229	340	42297	481	254621	0	0	0
Local Pass Sales	0	0	0	0	0	0	0	0	0	0	0
Return Pass Sales	0	0	0	0	0	0	0	0	0	0	0
Double User Fee (FASTag Lane Violation) (Note-6)	858	80934	24	7920	21	3486	7	4970	0	0	0

Total Non-Tollable Traffic Count Entry Details (Note-2)					
Transaction Type	Car/Jeep Count	Bus/Truck Count	LCV Count	MAV (Multi Axle Vehicle Count)	Three Axle Count
1	2	3	5	6	7
Reuse & Exit	3201	340	363	488	0
Exemption & Violation	5674	287	131	304	0



**Notes**

1. Fee for Fastag vehicles passing two toll plazas, is collected at two plazas in few cases and therefore section wise traffic details will not be available at one plaza for same.
2. All Non-tollable traffic could not be recorded/reported due to unavailability of adequate Lanes & systems. Non-Tollable count includes Reuse of daily/return/monthly pass, exit trips, exemption and violations.
3. Reporting (FASTag/Cash/Card) - 12:00:00 AM to 11:59:59 PM.
4. Fastag Collection is net of Acquiring Bank Charges
5. FASTag Debit Adjustment/Chargeback Received from Bank (Net)
6. Double user fee (from cash vehicles entering dedicated Fastag lane) collected from vehicles are reported separately (count and revenue). These are included in vehicle category wise count and revenue.

**MONTHLY/DAILY FEE STATEMENT**

Project Highway: National Highway NH-48

Day/Month: 09-Feb-2025

Sr. No.	Name of Toll Plaza Location	Chainage
National Highway NH-48 (from Km. 20+400 to 131+200)		
1	Varsoli	60+050

Type of Vehicle	For corresponding day/month of previous year 9-Feb-2024		For preceding day/month 8-Feb-2025		For the day/month reported upon 9-Feb-2025		
	No. of Vehicles	Fee collected (in lakh Rs.)	No. of Vehicles	Fee collected (in lakh Rs.)	Fee per Vehicle (in Rs.)	No. of Vehicles	Fee collected (in lakh Rs.)
1	2	3	4	5	6	7	8
A –Car (Note-7)	6670	392119	10203	588069	Note-1	11271	669328
B –LCV	1144	111700	1289	123090		916	86867
C- Bus	1479	276413	1443	268277		1254	240047
D –Truck	0	0	0	0		0	0
E -Three-axle vehicle	0	0	0	0		0	0
F -Multi-axle Truck	3410	1323392	3543	1342206		2809	1037678
G -Oversized vehicle	0	0	0	0		0	0
FASTag Debit Adjustment/ Chargeback Received from Bank (Net) (Note-5)	0	686	0	593	Note-5	0	-177
<b>H- Total</b>	<b>12703</b>	<b>2104311</b>	<b>16478</b>	<b>2322234</b>		<b>16250</b>	<b>2033743</b>

**Day/Month wise Opening Balance of Toll Collection & Traffic**

Day	9
Month	2
Year	2025
Toll Depositing Bank	State Bank Of India
Bank Account No.	39177623786

Transaction Type	Car/Jeep Count	Total Car/ Jeep Amount (in Rs.)	Bus/Truck Count	Total Bus / Truck Amount (in Rs.)	LCV Count	Total LCV Amount (in Rs.)	MAV (Multi Axle Vehicle Count)	Total MAV (Multi Axle Vehicle) Amount (in Rs.)	Three Axle Count	Three Axle Count Amount (in Rs.)	FASTag Debit Adjustment/ Chargeback Received from Bank (Net)
1	2	3	4	5	8	9	10	11	12	13	Note-5
Single Journey	6636	312614	942	155521	674	56123	2578	914168	0	0	-177
Monthly Pass Sales	1	720	2	4980	0	0	0	0	0	0	0
Daily Pass Sales	3399	239340	278	68986	228	28420	224	118540	0	0	0
Local Pass Sales	0	0	0	0	0	0	0	0	0	0	0
Return Pass Sales	0	0	0	0	0	0	0	0	0	0	0
Double User Fee (FASTag Lane Violation) (Note-6)	1235	116654	32	10560	14	2324	7	4970	0	0	0

Total Non-Tollable Traffic Count Entry Details (Note-2)					
Transaction Type	Car/Jeep Count	Bus/Truck Count	LCV Count	MAV (Multi Axle Vehicle Count)	Three Axle Count
1	2	3	5	6	7
Reuse & Exit	3717	300	249	227	0
Exemption & Violation	5466	198	98	182	0

**Notes**

- Fee for Fastag vehicles passing two toll plazas, is collected at two plazas in few cases and therefore section wise traffic details will not be available at one plaza for same.
- All Non-tollable traffic could not be recorded/reported due to unavailability of adequate Lanes & systems. Non-Tollable count includes Reuse of daily/return/monthly pass, exit trips, exemption and violations.
- Reporting (FASTag/Cash/Card) - 12:00:00 AM to 11:59:59 PM.
- Fastag Collection is net of Acquiring Bank Charges
- FASTag Debit Adjustment/Chargeback Received from Bank (Net)
- Double user fee (from cash vehicles entering dedicated Fastag lane) collected from vehicles are reported separately (count and revenue). These are included in vehicle category wise count and revenue.



**MONTHLY/DAILY FEE STATEMENT**

Project Highway: National Highway NH-48

Day/Month: 01-Feb-2025

Sr. No.	Name of Toll Plaza Location	Chainage
National Highway NH-48 (from Km. 20+400 to 131+200)		
1	Shedung	103+350

Type of Vehicle	For corresponding day/month of previous year 1-Feb-2024		For preceding day/month 31-Jan-2025		For the day/month reported upon 1-Feb-2025		
	No. of Vehicles	Fee collected (in lakh Rs.)	No. of Vehicles	Fee collected (in lakh Rs.)	Fee per Vehicle (in Rs.)	No. of Vehicles	Fee collected (in lakh Rs.)
1	2	3	4	5	6	7	8
A-Car (Note-7)	10495	690829	11211	677924	Note-1	14348	893271
B-LCV	1313	135668	1234	131340		1213	125778
C-Bus	1480	311515	1312	314050		1289	278316
D-Truck	0	0	0	0		0	0
E-Three-axle vehicle	0	0	0	0		0	0
F-Multi-axle Truck	1777	714363	1879	842496		1681	675464
G-Oversized vehicle	0	0	0	0		0	0
FASTag Debit Adjustment/ Chargeback Received from Bank (Net) (Note-5)	0	1260	0	2654	Note-5	0	-317
<b>H- Total</b>	<b>15065</b>	<b>1853635</b>	<b>15636</b>	<b>1968465</b>		<b>18531</b>	<b>1972513</b>

**Day/Month wise Opening Balance of Toll Collection & Traffic**

Day	1
Month	2
Year	2025
Toll Depositing Bank	State Bank Of India
Bank Account No.	39177623786

Transaction Type	Car/Jeep Count	Total Car/ Jeep Amount (in Rs.)	Bus/Truck Count	Total Bus / Truck Amount (in Rs.)	LCV Count	Total LCV Amount (in Rs.)	MAV (Multi Axle Vehicle Count)	Total MAV (Multi Axle Vehicle) Amount (in Rs.)	Three Axle Count	Three Axle Count Amount (in Rs.)	FASTag Debit Adjustment/ Chargeback Received from Bank (Net)
1	2	3	4	5	8	9	10	11	12	13	Note-5
Single Journey	8019	349418	801	135018	750	62582	1332	487175	0	0	-317
Monthly Pass Sales	90	67321	7	19855	3	3773	0	0	0	0	0
Daily Pass Sales	4736	335251	432	107274	412	51455	329	174089	0	0	0
Local Pass Sales	0	0	0	0	0	0	0	0	0	0	0
Return Pass Sales	0	0	0	0	0	0	0	0	0	0	0
Double User Fee (FASTag Lane Violation) (Note-6)	1503	141282	49	16170	48	7968	20	14200	0	0	0

Total Non-Tollable Traffic Count Entry Details (Note-2)					
Transaction Type	Car/Jeep Count	Bus/Truck Count	LCV Count	MAV (Multi Axle Vehicle Count)	Three Axle Count
1	2	3	5	6	7
Reuse & Exit	5384	648	467	433	0
Exemption & Violation	5526	204	56	88	0

**Notes**

- Fee for Fastag vehicles passing two toll plazas, is collected at two plazas in few cases and therefore section wise traffic details will not be available at one plaza for same.
- All Non-tollable traffic could not be recorded/reported due to unavailability of adequate Lanes & systems. Non-Tollable count includes Reuse of daily/return/monthly pass, exit trips, exemption and violations.
- Reporting (FASTag/Cash/Card) - 12:00:00 AM to 11:59:59 PM.
- Fastag Collection is net of Acquiring Bank Charges
- FASTag Debit Adjustment/Chargeback Received from Bank (Net)
- Double user fee (from cash vehicles entering dedicated Fastag lane) collected from vehicles are reported separately (count and revenue). These are included in vehicle category wise count and revenue.



**MONTHLY/DAILY FEE STATEMENT**

Project Highway: National Highway NH-48

Day/Month: 02-Feb-2025

Sr. No.	Name of Toll Plaza Location	Chainage
National Highway NH-48 (from Km. 20+400 to 131+200)		
1	Shedung	103+350

Type of Vehicle	For corresponding day/month of previous year 2-Feb-2024		For preceding day/month 1-Feb-2025		For the day/month reported upon 2-Feb-2025		
	No. of Vehicles	Fee collected (in lakh Rs.)	No. of Vehicles	Fee collected (in lakh Rs.)	Fee per Vehicle (in Rs.)	No. of Vehicles	Fee collected (in lakh Rs.)
	1	2	3	4	5	6	7
A-Car (Note-7)	10792	664158	14348	893271	Note-1	13976	836403
B-LCV	1179	120593	1213	125778		717	71056
C-Bus	1375	288612	1289	278316		807	166972
D-Truck	0	0	0	0		0	0
E-Three-axle vehicle	0	0	0	0		0	0
F-Multi-axle Truck	1882	758703	1681	675464		1109	445340
G-Oversized vehicle	0	0	0	0		0	0
FASTag Debit Adjustment/ Chargeback Received from Bank (Net) (Note-5)	0	1966	0	-317	Note-5	0	0
<b>H- Total</b>	<b>15228</b>	<b>1834032</b>	<b>18531</b>	<b>1972513</b>		<b>16609</b>	<b>1519771</b>

**Day/Month wise Opening Balance of Toll Collection & Traffic**

Day	2
Month	2
Year	2025
Toll Depositing Bank	State Bank Of India
Bank Account No.	39177623786

Transaction Type	Car/Jeep Count	Total Car/ Jeep Amount (in Rs.)	Bus/Truck Count	Total Bus / Truck Amount (in Rs.)	LCV Count	Total LCV Amount (in Rs.)	MAV (Multi Axle Vehicle Count)	Total MAV (Multi Axle Vehicle) Amount (in Rs.)	Three Axle Count	Three Axle Count Amount (in Rs.)	FASTag Debit Adjustment/ Chargeback Received from Bank (Net)		
1	2	3	4	5	6	7	8	9	10	11	12	13	Note-5
Single Journey	7803	344554	470	79507	517	42837	879	322184	0	0	0	0	
Monthly Pass Sales	24	18777	0	0	1	2486	0	0	0	0	0	0	
Daily Pass Sales	4497	317690	292	72615	177	22081	222	117477	0	0	0	0	
Local Pass Sales	0	0	0	0	0	0	0	0	0	0	0	0	
Return Pass Sales	0	0	0	0	0	0	0	0	0	0	0	0	
Double User Fee (FASTag Lane Violation) (Note-6)	1652	155382	45	14850	22	3652	8	5680	0	0	0	0	

Total Non-Tollable Traffic Count Entry Details (Note-2)					
Transaction Type	Car/Jeep Count	Bus/Truck Count	LCV Count	MAV (Multi Axle Vehicle Count)	Three Axle Count
1	2	3	4	5	6
Reuse & Exit	5004	481	222	300	0
Exemption & Violation	5260	124	18	70	0

**Notes**

1. Fee for Fastag vehicles passing two toll plazas, is collected at two plazas in few cases and therefore section wise traffic details will not be available at one plaza for same.
2. All Non-tollable traffic could not be recorded/reported due to unavailability of adequate Lanes & systems. Non-Tollable count includes Reuse of daily/return/monthly pass, exit trips, exemption and violations.
3. Reporting (FASTag/Cash/Card) - 12:00:00 AM to 11:59:59 PM.
4. Fastag Collection is net of Acquiring Bank Charges
5. FASTag Debit Adjustment/Chargeback Received from Bank (Net)
6. Double user fee (from cash vehicles entering dedicated Fastag lane) collected from vehicles are reported separately (count and revenue). These are included in vehicle category wise count and revenue.



**MONTHLY/DAILY FEE STATEMENT**

Project Highway: National Highway NH-48

Day/Month: 03-Feb-2025

Sr. No.	Name of Toll Plaza Location	Chainage
National Highway NH-48 (from Km. 20+400 to 131+200)		
1	Shedung	103+350

Type of Vehicle	For corresponding day/month of previous year 3-Feb-2024		For preceding day/month 2-Feb-2025		For the day/month reported upon 3-Feb-2025		
	No. of Vehicles	Fee collected (in lakh Rs.)	No. of Vehicles	Fee collected (in lakh Rs.)	Fee per Vehicle (in Rs.)	No. of Vehicles	Fee collected (in lakh Rs.)
1	2	3	4	5	6	7	8
A-Car (Note-7)	13978	821038	13976	836403	Note-1	11343	661984
B-LCV	1244	130298	717	71056		1053	108465
C-Bus	1424	287005	807	166972		1131	229322
D-Truck	0	0	0	0		0	0
E-Three-axle vehicle	0	0	0	0		0	0
F-Multi-axle Truck	1678	672203	1109	445340		1537	619578
G-Oversized vehicle	0	0	0	0		0	0
FASTag Debit Adjustment/ Chargeback Received from Bank (Net) (Note-5)	0	1119	0	0	Note-5	0	0
<b>H- Total</b>	<b>18324</b>	<b>1911663</b>	<b>16609</b>	<b>1519771</b>		<b>15064</b>	<b>1619349</b>

**Day/Month wise Opening Balance of Toll Collection & Traffic**

Day	3
Month	2
Year	2025
Toll Depositing Bank	State Bank Of India
Bank Account No.	39177623786

Transaction Type	Car/Jeep Count	Total Car/ Jeep Amount (in Rs.)	Bus/Truck Count	Total Bus / Truck Amount (in Rs.)	LCV Count	Total LCV Amount (in Rs.)	MAV (Multi Axle Vehicle Count)	Total MAV (Multi Axle Vehicle) Amount (in Rs.)	Three Axle Count	Three Axle Count Amount (in Rs.)	FASTag Debit Adjustment/ Chargeback Received from Bank (Net)
1	2	3	4	5	8	9	10	11	12	13	Note-5
Single Journey	6203	262992	678	114623	671	56242	1205	441039	0	0	0
Monthly Pass Sales	20	9284	0	0	2	3743	0	0	0	0	0
Daily Pass Sales	3935	278319	425	105459	356	44495	316	167178	0	0	0
Local Pass Sales	0	0	0	0	0	0	0	0	0	0	0
Return Pass Sales	0	0	0	0	0	0	0	0	0	0	0
Double User Fee (FASTag Lane Violation) (Note-6)	1185	111390	28	9240	24	3984	16	11360	0	0	0

Total Non-Tollable Traffic Count Entry Details (Note-2)					
Transaction Type	Car/Jeep Count	Bus/Truck Count	LCV Count	MAV (Multi Axle Vehicle Count)	Three Axle Count
1	2	3	5	6	7
Reuse & Exit	4688	640	415	422	0
Exemption & Violation	5614	223	47	101	0

**Notes**

1. Fee for Fastag vehicles passing two toll plazas, is collected at two plazas in few cases and therefore section wise traffic details will not be available at one plaza for same.
2. All Non-tollable traffic could not be recorded/reported due to unavailability of adequate Lanes & systems. Non-Tollable count includes Reuse of daily/return/monthly pass, exit trips, exemption and violations.
3. Reporting (FASTag/Cash/Card) - 12:00:00 AM to 11:59:59 PM.
4. Fastag Collection is net of Acquiring Bank Charges
5. FASTag Debit Adjustment/Chargeback Received from Bank (Net)
6. Double user fee (from cash vehicles entering dedicated Fastag lane) collected from vehicles are reported separately (count and revenue). These are included in vehicle category wise count and revenue.



**MONTHLY/DAILY FEE STATEMENT**

Project Highway: National Highway NH-48

Day/Month: 04-Feb-2025

Sr. No.	Name of Toll Plaza Location	Chainage
National Highway NH-48 (from Km. 20+400 to 131+200)		
1	Shedung	103+350

Type of Vehicle	For corresponding day/month of previous year 4-Feb-2024		For preceding day/month 3-Feb-2025		For the day/month reported upon 4-Feb-2025		
	No. of Vehicles	Fee collected (in lakh Rs.)	No. of Vehicles	Fee collected (in lakh Rs.)	Fee per Vehicle (in Rs.)	No. of Vehicles	Fee collected (in lakh Rs.)
	1	2	3	4	5	6	7
A-Car (Note-7)	14256	837452	11343	661984	Note-1	10451	629872
B-LCV	688	65647	1053	108465		1231	126976
C-Bus	956	190410	1131	229322		1182	239301
D-Truck	0	0	0	0		0	0
E-Three-axle vehicle	0	0	0	0		0	0
F-Multi-axle Truck	1188	471768	1537	619578		1661	673602
G-Oversized vehicle	0	0	0	0		0	0
FASTag Debit Adjustment/ Chargeback Received from Bank (Net) (Note-5)	0	-271	0	0	Note-5	0	2749
<b>H- Total</b>	<b>17088</b>	<b>1565007</b>	<b>15064</b>	<b>1619349</b>		<b>14525</b>	<b>1672500</b>

**Day/Month wise Opening Balance of Toll Collection & Traffic**

Day	4
Month	2
Year	2025
Toll Depositing Bank	State Bank Of India
Bank Account No.	39177623786

Transaction Type	Car/Jeep Count	Total Car/ Jeep Amount (in Rs.)	Bus/Truck Count	Total Bus / Truck Amount (in Rs.)	LCV Count	Total LCV Amount (in Rs.)	MAV (Multi Axle Vehicle Count)	Total MAV (Multi Axle Vehicle) Amount (in Rs.)	Three Axle Count	Three Axle Count Amount (in Rs.)	FASTag Debit Adjustment/ Chargeback Received from Bank (Net)		
1	2	3	4	5	6	7	8	9	10	11	12	13	Note-5
Single Journey	5413	228447	719	120603	786	65113	1259	456255	0	0	0	2749	
Monthly Pass Sales	25	22610	0	0	2	4971	0	0	0	0	0	0	
Daily Pass Sales	3997	283311	420	104508	404	50419	380	201727	0	0	0	0	
Local Pass Sales	0	0	0	0	0	0	0	0	0	0	0	0	
Return Pass Sales	0	0	0	0	0	0	0	0	0	0	0	0	
Double User Fee (FASTag Lane Violation) (Note-6)	1016	95504	43	14190	39	6474	22	15620	0	0	0	0	

Total Non-Tollable Traffic Count Entry Details (Note-2)					
Transaction Type	Car/Jeep Count	Bus/Truck Count	LCV Count	MAV (Multi Axle Vehicle Count)	Three Axle Count
1	2	3	4	5	6
Reuse & Exit	4752	650	470	477	0
Exemption & Violation	5232	214	56	107	0

**Notes**

- Fee for Fastag vehicles passing two toll plazas, is collected at two plazas in few cases and therefore section wise traffic details will not be available at one plaza for same.
- All Non-tollable traffic could not be recorded/reported due to unavailability of adequate Lanes & systems. Non-Tollable count includes Reuse of daily/return/monthly pass, exit trips, exemption and violations.
- Reporting (FASTag/Cash/Card) - 12:00:00 AM to 11:59:59 PM.
- Fastag Collection is net of Acquiring Bank Charges
- FASTag Debit Adjustment/Chargeback Received from Bank (Net)
- Double user fee (from cash vehicles entering dedicated Fastag lane) collected from vehicles are reported separately (count and revenue). These are included in vehicle category wise count and revenue.



**MONTHLY/DAILY FEE STATEMENT**

Project Highway: National Highway NH-48

Day/Month: 05-Feb-2025

Sr. No.	Name of Toll Plaza Location	Chainage
National Highway NH-48 (from Km. 20+400 to 131+200)		
1	Shedung	103+350

Type of Vehicle	For corresponding day/month of previous year		For preceding day/month		For the day/month reported upon		
	5-Feb-2024		4-Feb-2025		5-Feb-2025		
	No. of Vehicles	Fee collected (in lakh Rs.)	No. of Vehicles	Fee collected (in lakh Rs.)	Fee per Vehicle (in Rs.)	No. of Vehicles	Fee collected (in lakh Rs.)
1	2	3	4	5	6	7	8
A-Car (Note-7)	9691	565654	10451	629872	Note-1	10219	610370
B-LCV	982	96859	1231	126976		1191	117826
C-Bus	1213	245908	1182	239301		1238	255946
D-Truck	0	0	0	0		0	0
E-Three-axle vehicle	0	0	0	0		0	0
F-Multi-axle Truck	1661	657472	1661	673602		1651	671003
G-Oversized vehicle	0	0	0	0		0	0
FASTag Debit Adjustment/ Chargeback Received from Bank (Net) (Note-5)	0	1889	0	2749	Note-5	0	636
<b>H- Total</b>	<b>13547</b>	<b>1567782</b>	<b>14525</b>	<b>1672500</b>		<b>14299</b>	<b>1655781</b>

**Day/Month wise Opening Balance of Toll Collection & Traffic**

Day	5
Month	2
Year	2025
Toll Depositing Bank	State Bank Of India
Bank Account No.	39177623786

Transaction Type	Car/Jeep Count	Total Car/ Jeep Amount (in Rs.)	Bus/Truck Count	Total Bus / Truck Amount (in Rs.)	LCV Count	Total LCV Amount (in Rs.)	MAV (Multi Axle Vehicle Count)	Total MAV (Multi Axle Vehicle) Amount (in Rs.)	Three Axle Count	Three Axle Count Amount (in Rs.)	FASTag Debit Adjustment/ Chargeback Received from Bank (Net)
1	2	3	4	5	8	9	10	11	12	13	Note-5
Single Journey	5220	219953	747	126445	757	62553	1246	454024	0	0	636
Monthly Pass Sales	13	10631	1	4941	0	0	0	0	0	0	0
Daily Pass Sales	3838	271874	454	112679	408	50958	394	209169	0	0	0
Local Pass Sales	0	0	0	0	0	0	0	0	0	0	0
Return Pass Sales	0	0	0	0	0	0	0	0	0	0	0
Double User Fee (FASTag Lane Violation) (Note-6)	1148	107912	36	11880	26	4316	11	7810	0	0	0

Total Non-Tollable Traffic Count Entry Details (Note-2)					
Transaction Type	Car/Jeep Count	Bus/Truck Count	LCV Count	MAV (Multi Axle Vehicle Count)	Three Axle Count
1	2	3	5	6	7
Reuse & Exit	4577	673	489	529	0
Exemption & Violation	5312	222	71	145	0

**Notes**

1. Fee for Fastag vehicles passing two toll plazas, is collected at two plazas in few cases and therefore section wise traffic details will not be available at one plaza for same.
2. All Non-tollable traffic could not be recorded/reported due to unavailability of adequate Lanes & systems. Non-Tollable count includes Reuse of daily/return/monthly pass, exit trips, exemption and violations.
3. Reporting (FASTag/Cash/Card) - 12:00:00 AM to 11:59:59 PM.
4. Fastag Collection is net of Acquiring Bank Charges
5. FASTag Debit Adjustment/Chargeback Received from Bank (Net)
6. Double user fee (from cash vehicles entering dedicated Fastag lane) collected from vehicles are reported separately (count and revenue). These are included in vehicle category wise count and revenue.



**MONTHLY/DAILY FEE STATEMENT**

Project Highway: National Highway NH-48

Day/Month: 06-Feb-2025

Sr. No.	Name of Toll Plaza Location	Chainage
National Highway NH-48 (from Km. 20+400 to 131+200)		
1	Shedung	103+350

Type of Vehicle	For corresponding day/month of previous year 6-Feb-2024		For preceding day/month 5-Feb-2025		For the day/month reported upon 6-Feb-2025		
	No. of Vehicles	Fee collected (in lakh Rs.)	No. of Vehicles	Fee collected (in lakh Rs.)	Fee per Vehicle (in Rs.)	No. of Vehicles	Fee collected (in lakh Rs.)
	1	2	3	4	5	6	7
A-Car (Note-7)	9746	569391	10219	610370	Note-1	10239	602496
B-LCV	1060	104626	1191	117826		1266	124904
C-Bus	1341	270744	1238	255946		1208	248158
D-Truck	0	0	0	0		0	0
E-Three-axle vehicle	0	0	0	0		0	0
F-Multi-axle Truck	1830	729921	1651	671003		1757	725501
G-Oversized vehicle	0	0	0	0		0	0
FASTag Debit Adjustment/ Chargeback Received from Bank (Net) (Note-5)	0	1438	0	636	Note-5	0	1239
<b>H- Total</b>	<b>13977</b>	<b>1676120</b>	<b>14299</b>	<b>1655781</b>		<b>14470</b>	<b>1702297</b>

**Day/Month wise Opening Balance of Toll Collection & Traffic**

Day	6
Month	2
Year	2025
Toll Depositing Bank	State Bank Of India
Bank Account No.	39177623786

Transaction Type	Car/Jeep Count	Total Car/ Jeep Amount (in Rs.)	Bus/Truck Count	Total Bus / Truck Amount (in Rs.)	LCV Count	Total LCV Amount (in Rs.)	MAV (Multi Axle Vehicle Count)	Total MAV (Multi Axle Vehicle) Amount (in Rs.)	Three Axle Count	Three Axle Count Amount (in Rs.)	FASTag Debit Adjustment/ Chargeback Received from Bank (Net)		
1	2	3	4	5	6	7	8	9	10	11	12	13	Note-5
Single Journey	5273	221358	692	116132	817	67515	1297	474826	0	0	1239		
Monthly Pass Sales	4	4582	0	0	0	0	0	0	0	0	0		
Daily Pass Sales	3884	275224	468	116186	419	52409	425	225826	0	0	0		
Local Pass Sales	0	0	0	0	0	0	0	0	0	0	0		
Return Pass Sales	0	0	0	0	0	0	0	0	0	0	0		
Double User Fee (FASTag Lane Violation) (Note-6)	1078	101332	48	15840	30	4980	35	24850	0	0	0		

Total Non-Tollable Traffic Count Entry Details (Note-2)					
Transaction Type	Car/Jeep Count	Bus/Truck Count	LCV Count	MAV (Multi Axle Vehicle Count)	Three Axle Count
1	2	3	4	5	6
Reuse & Exit	4693	703	496	555	0
Exemption & Violation	5174	223	60	128	0

**Notes**

- Fee for Fastag vehicles passing two toll plazas, is collected at two plazas in few cases and therefore section wise traffic details will not be available at one plaza for same.
- All Non-tollable traffic could not be recorded/reported due to unavailability of adequate Lanes & systems. Non-Tollable count includes Reuse of daily/return/monthly pass, exit trips, exemption and violations.
- Reporting (FASTag/Cash/Card) - 12:00:00 AM to 11:59:59 PM.
- Fastag Collection is net of Acquiring Bank Charges
- FASTag Debit Adjustment/Chargeback Received from Bank (Net)
- Double user fee (from cash vehicles entering dedicated Fastag lane) collected from vehicles are reported separately (count and revenue). These are included in vehicle category wise count and revenue.





**MONTHLY/DAILY FEE STATEMENT**

Project Highway: National Highway NH-48

Day/Month: 07-Feb-2025

Sr. No.	Name of Toll Plaza Location	Chainage
National Highway NH-48 (from Km. 20+400 to 131+200)		
1	Shedung	103+350

Type of Vehicle	For corresponding day/month of previous year 7-Feb-2024		For preceding day/month 6-Feb-2025		For the day/month reported upon 7-Feb-2025		
	No. of Vehicles	Fee collected (in lakh Rs.)	No. of Vehicles	Fee collected (in lakh Rs.)	Fee per Vehicle (in Rs.)	No. of Vehicles	Fee collected (in lakh Rs.)
1	2	3	4	5	6	7	8
A-Car (Note-7)	9865	578183	10239	602496	Note-1	11365	656313
B-LCV	1171	117184	1266	124904		1225	120957
C-Bus	1401	285128	1208	248158		1222	248265
D-Truck	0	0	0	0		0	0
E-Three-axle vehicle	0	0	0	0		0	0
F-Multi-axle Truck	1948	772786	1757	725501		1687	689702
G-Oversized vehicle	0	0	0	0	0	0	
FASTag Debit Adjustment/ Chargeback Received from Bank (Net) (Note-5)	0	0	0	1239	Note-5	0	0
<b>H- Total</b>	<b>14385</b>	<b>1753281</b>	<b>14470</b>	<b>1702297</b>		<b>15499</b>	<b>1715238</b>

**Day/Month wise Opening Balance of Toll Collection & Traffic**

Day	7
Month	2
Year	2025
Toll Depositing Bank	State Bank Of India
Bank Account No.	39177623786

Transaction Type	Car/Jeep Count	Total Car/ Jeep Amount (in Rs.)	Bus/Truck Count	Total Bus / Truck Amount (in Rs.)	LCV Count	Total LCV Amount (in Rs.)	MAV (Multi Axle Vehicle Count)	Total MAV (Multi Axle Vehicle) Amount (in Rs.)	Three Axle Count	Three Axle Count Amount (in Rs.)	FASTag Debit Adjustment/ Chargeback Received from Bank (Net)
1	2	3	4	5	8	9	10	11	12	13	Note-5
Single Journey	6237	264299	708	118217	793	65890	1248	454016	0	0	0
Monthly Pass Sales	3	1078	0	0	0	0	0	0	0	0	0
Daily Pass Sales	3921	277760	482	119488	407	50917	420	222196	0	0	0
Local Pass Sales	0	0	0	0	0	0	0	0	0	0	0
Return Pass Sales	0	0	0	0	0	0	0	0	0	0	0
Double User Fee (FASTag Lane Violation) (Note-6)	1204	113176	32	10560	25	4150	19	13490	0	0	0

Total Non-Tollable Traffic Count Entry Details (Note-2)					
Transaction Type	Car/Jeep Count	Bus/Truck Count	LCV Count	MAV (Multi Axle Vehicle Count)	Three Axle Count
1	2	3	5	6	7
Reuse & Exit	4711	713	476	542	0
Exemption & Violation	5470	219	59	129	0

**Notes**

- Fee for Fastag vehicles passing two toll plazas, is collected at two plazas in few cases and therefore section wise traffic details will not be available at one plaza for same.
- All Non-tollable traffic could not be recorded/reported due to unavailability of adequate Lanes & systems. Non-Tollable count includes Reuse of daily/return/monthly pass, exit trips, exemption and violations.
- Reporting (FASTag/Cash/Card) - 12:00:00 AM to 11:59:59 PM.
- Fastag Collection is net of Acquiring Bank Charges
- FASTag Debit Adjustment/Chargeback Received from Bank (Net)
- Double user fee (from cash vehicles entering dedicated Fastag lane) collected from vehicles are reported separately (count and revenue). These are included in vehicle category wise count and revenue.



**MONTHLY/DAILY FEE STATEMENT**

Project Highway: National Highway NH-48

Day/Month: 08-Feb-2025

Sr. No.	Name of Toll Plaza Location	Chainage
National Highway NH-48 (from Km. 20+400 to 131+200)		
1	Shedung	103+350

Type of Vehicle	For corresponding day/month of previous year 8-Feb-2024		For preceding day/month 7-Feb-2025		For the day/month reported upon 8-Feb-2025		
	No. of Vehicles	Fee collected (in lakh Rs.)	No. of Vehicles	Fee collected (in lakh Rs.)	Fee per Vehicle (in Rs.)	No. of Vehicles	Fee collected (in lakh Rs.)
1	2	3	4	5	6	7	8
A-Car (Note-7)	9847	576291	11365	656313	Note-1	15058	872277
B-LCV	1200	119035	1225	120957		1212	120152
C-Bus	1405	283998	1222	248265		1264	257863
D-Truck	0	0	0	0		0	0
E-Three-axle vehicle	0	0	0	0		0	0
F-Multi-axle Truck	1811	728865	1687	689702		1687	691440
G-Oversized vehicle	0	0	0	0		0	0
FASTag Debit Adjustment/ Chargeback Received from Bank (Net) (Note-5)	0	1520	0	0	Note-5	0	-242
<b>H- Total</b>	<b>14263</b>	<b>1709708</b>	<b>15499</b>	<b>1715238</b>		<b>19221</b>	<b>1941491</b>

**Day/Month wise Opening Balance of Toll Collection & Traffic**

Day	8
Month	2
Year	2025
Toll Depositing Bank	State Bank Of India
Bank Account No.	39177623786

Transaction Type	Car/Jeep Count	Total Car/ Jeep Amount (in Rs.)	Bus/Truck Count	Total Bus / Truck Amount (in Rs.)	LCV Count	Total LCV Amount (in Rs.)	MAV (Multi Axle Vehicle Count)	Total MAV (Multi Axle Vehicle) Amount (in Rs.)	Three Axle Count	Three Axle Count Amount (in Rs.)	FASTag Debit Adjustment/ Chargeback Received from Bank (Net)
1	2	3	4	5	8	9	10	11	12	13	Note-5
Single Journey	8770	388960	763	128726	795	66949	1263	463015	0	0	-242
Monthly Pass Sales	2	1078	0	0	0	0	0	0	0	0	0
Daily Pass Sales	4671	330430	442	109668	390	48721	403	213516	0	0	0
Local Pass Sales	0	0	0	0	0	0	0	0	0	0	0
Return Pass Sales	0	0	0	0	0	0	0	0	0	0	0
Double User Fee (FASTag Lane Violation) (Note-6)	1615	151810	59	19470	27	4482	21	14910	0	0	0

Total Non-Tollable Traffic Count Entry Details (Note-2)					
Transaction Type	Car/Jeep Count	Bus/Truck Count	LCV Count	MAV (Multi Axle Vehicle Count)	Three Axle Count
1	2	3	5	6	7
Reuse & Exit	5418	650	451	507	0
Exemption & Violation	5122	165	63	120	0

**Notes**

1. Fee for Fastag vehicles passing two toll plazas, is collected at two plazas in few cases and therefore section wise traffic details will not be available at one plaza for same.
2. All Non-tollable traffic could not be recorded/reported due to unavailability of adequate Lanes & systems. Non-Tollable count includes Reuse of daily/return/monthly pass, exit trips, exemption and violations.
3. Reporting (FASTag/Cash/Card) - 12:00:00 AM to 11:59:59 PM.
4. Fastag Collection is net of Acquiring Bank Charges
5. FASTag Debit Adjustment/Chargeback Received from Bank (Net)
6. Double user fee (from cash vehicles entering dedicated Fastag lane) collected from vehicles are reported separately (count and revenue). These are included in vehicle category wise count and revenue.



**MONTHLY/DAILY FEE STATEMENT**

Project Highway: National Highway NH-48

Day/Month: 09-Feb-2025

Sr. No.	Name of Toll Plaza Location	Chainage
National Highway NH-48 (from Km. 20+400 to 131+200)		
1	Shedung	103+350

Type of Vehicle	For corresponding day/month of previous year 9-Feb-2024		For preceding day/month 8-Feb-2025		For the day/month reported upon 9-Feb-2025		
	No. of Vehicles	Fee collected (in lakh Rs.)	No. of Vehicles	Fee collected (in lakh Rs.)	Fee per Vehicle (in Rs.)	No. of Vehicles	Fee collected (in lakh Rs.)
1	2	3	4	5	6	7	8
A-Car (Note-7)	10917	631023	15058	872277	Note-1	15033	884495
B-LCV	1222	121417	1212	120152		755	71849
C-Bus	1394	280938	1264	257863		861	173895
D-Truck	0	0	0	0		0	0
E-Three-axle vehicle	0	0	0	0		0	0
F-Multi-axle Truck	1888	761190	1687	691440		1174	458778
G-Oversized vehicle	0	0	0	0		0	0
FASTag Debit Adjustment/ Chargeback Received from Bank (Net) (Note-5)	0	629	0	-242	Note-5	0	0
<b>H- Total</b>	<b>15421</b>	<b>1795197</b>	<b>19221</b>	<b>1941491</b>		<b>17823</b>	<b>1589017</b>

**Day/Month wise Opening Balance of Toll Collection & Traffic**

Day	9
Month	2
Year	2025
Toll Depositing Bank	State Bank Of India
Bank Account No.	39177623786

Transaction Type	Car/Jeep Count	Total Car/ Jeep Amount (in Rs.)	Bus/Truck Count	Total Bus / Truck Amount (in Rs.)	LCV Count	Total LCV Amount (in Rs.)	MAV (Multi Axle Vehicle Count)	Total MAV (Multi Axle Vehicle) Amount (in Rs.)	Three Axle Count	Three Axle Count Amount (in Rs.)	FASTag Debit Adjustment/ Chargeback Received from Bank (Net)
1	2	3	4	5	8	9	10	11	12	13	Note-5
Single Journey	8535	380435	538	91337	563	46610	994	361929	0	0	0
Monthly Pass Sales	2	1767	0	0	0	0	0	0	0	0	0
Daily Pass Sales	4656	329239	294	72988	162	20259	169	89040	0	0	0
Local Pass Sales	0	0	0	0	0	0	0	0	0	0	0
Return Pass Sales	0	0	0	0	0	0	0	0	0	0	0
Double User Fee (FASTag Lane Violation) (Note-6)	1840	173054	29	9570	30	4980	11	7810	0	0	0

Total Non-Tollable Traffic Count Entry Details (Note-2)					
Transaction Type	Car/Jeep Count	Bus/Truck Count	LCV Count	MAV (Multi Axle Vehicle Count)	Three Axle Count
1	2	3	5	6	7
Reuse & Exit	5197	498	209	205	0
Exemption & Violation	5239	141	32	51	0

**Notes**

1. Fee for Fastag vehicles passing two toll plazas, is collected at two plazas in few cases and therefore section wise traffic details will not be available at one plaza for same.
2. All Non-tollable traffic could not be recorded/reported due to unavailability of adequate Lanes & systems. Non-Tollable count includes Reuse of daily/return/monthly pass, exit trips, exemption and violations.
3. Reporting (FASTag/Cash/Card) - 12:00:00 AM to 11:59:59 PM.
4. Fastag Collection is net of Acquiring Bank Charges
5. FASTag Debit Adjustment/Chargeback Received from Bank (Net)
6. Double user fee (from cash vehicles entering dedicated Fastag lane) collected from vehicles are reported separately (count and revenue). These are included in vehicle category wise count and revenue.



**MONTHLY/DAILY FEE STATEMENT**

Project Highway: National Highway NH-48

Day/Month: 01-Feb-2025

Sr. No.	Name of Toll Plaza Location	Chainage
National Highway NH-48 (from Km. 20+400 to 131+200)		
1	Shilphata	103+350

Type of Vehicle	For corresponding day/month of previous year 1-Feb-2024		For preceding day/month 31-Jan-2025		For the day/month reported upon 1-Feb-2025		
	No. of Vehicles	Fee collected (in lakh Rs.)	No. of Vehicles	Fee collected (in lakh Rs.)	Fee per Vehicle (in Rs.)	No. of Vehicles	Fee collected (in lakh Rs.)
1	2	3	4	5	6	7	8
A-Car (Note-7)	6398	417374	7137	435281	Note-1	7821	512909
B-LCV	986	101808	987	101865		971	105544
C-Bus	2555	475041	2785	527731		2649	493132
D-Truck	0	0	0	0		0	0
E-Three-axle vehicle	0	0	0	0		0	0
F-Multi-axle Truck	4892	1834955	5166	1948547		5053	1921021
G-Oversized vehicle	0	0	0	0	0	0	
FASTag Debit Adjustment/ Chargeback Received from Bank (Net) (Note-5)	0	956	0	4347	Note-5	0	633
<b>H- Total</b>	<b>14831</b>	<b>2830134</b>	<b>16075</b>	<b>3017771</b>		<b>16494</b>	<b>3033238</b>

**Day/Month wise Opening Balance of Toll Collection & Traffic**

Day	1
Month	2
Year	2025
Toll Depositing Bank	State Bank Of India
Bank Account No.	39177623786

Transaction Type	Car/Jeep Count	Total Car/ Jeep Amount (in Rs.)	Bus/Truck Count	Total Bus / Truck Amount (in Rs.)	LCV Count	Total LCV Amount (in Rs.)	MAV (Multi Axle Vehicle Count)	Total MAV (Multi Axle Vehicle) Amount (in Rs.)	Three Axle Count	Three Axle Count Amount (in Rs.)	FASTag Debit Adjustment/ Chargeback Received from Bank (Net)
1	2	3	4	5	8	9	10	11	12	13	Note-5
Single Journey	4764	218931	2064	341258	689	57410	4439	1576030	0	0	633
Monthly Pass Sales	75	50461	1	4941	5	12428	3	15992	0	0	0
Daily Pass Sales	1563	110131	545	134063	243	30061	577	304860	0	0	0
Local Pass Sales	0	0	0	0	0	0	0	0	0	0	0
Return Pass Sales	0	0	0	0	0	0	0	0	0	0	0
Double User Fee (FASTag Lane Violation) (Note-6)	1419	133386	39	12870	34	5644	34	24140	0	0	0

Total Non-Tollable Traffic Count Entry Details (Note-2)					
Transaction Type	Car/Jeep Count	Bus/Truck Count	LCV Count	MAV (Multi Axle Vehicle Count)	Three Axle Count
1	2	3	5	6	7
Reuse & Exit	1960	601	296	593	0
Exemption & Violation	5456	246	115	179	0



**Notes**

1. Fee for Fastag vehicles passing two toll plazas, is collected at two plazas in few cases and therefore section wise traffic details will not be available at one plaza for same.
2. All Non-tollable traffic could not be recorded/reported due to unavailability of adequate Lanes & systems. Non-Tollable count includes Reuse of daily/return/monthly pass, exit trips, exemption and
3. Reporting (FASTag/Cash/Card) - 12:00:00 AM to 11:59:59 PM.
4. Fastag Collection is net of Acquiring Bank Charges
5. FASTag Debit Adjustment/Chargeback Received from Bank (Net)
6. Double user fee (from cash vehicles entering dedicated Fastag lane) collected from vehicles are reported separately (count and revenue). These are included in vehicle category wise count and revenue.

**MONTHLY/DAILY FEE STATEMENT**

Project Highway: National Highway NH-48

Day/Month: 02-Feb-2025

Sr. No.	Name of Toll Plaza Location	Chainage
National Highway NH-48 (from Km. 20+400 to 131+200)		
1	Shilphata	103+350

Type of Vehicle	For corresponding day/month of previous year 2-Feb-2024		For preceding day/month 1-Feb-2025		For the day/month reported upon 2-Feb-2025		
	No. of Vehicles	Fee collected (in lakh Rs.)	No. of Vehicles	Fee collected (in lakh Rs.)	Fee per Vehicle (in Rs.)	No. of Vehicles	Fee collected (in lakh Rs.)
1	2	3	4	5	6	7	8
A-Car (Note-7)	6587	406366	7821	512909	Note-1	9240	571048
B-LCV	955	94855	971	105544		706	72366
C-Bus	2564	483896	2649	493132		2042	373024
D-Truck	0	0	0	0		0	0
E-Three-axle vehicle	0	0	0	0		0	0
F-Multi-axle Truck	4504	1709272	5053	1921021		4079	1505021
G-Oversized vehicle	0	0	0	0	0	0	
FASTag Debit Adjustment/ Chargeback Received from Bank (Net) (Note-5)	0	1085	0	633	Note-5	0	0
<b>H- Total</b>	<b>14610</b>	<b>2695473</b>	<b>16494</b>	<b>3033238</b>		<b>16067</b>	<b>2521460</b>

**Day/Month wise Opening Balance of Toll Collection & Traffic**

Day	2
Month	2
Year	2025
Toll Depositing Bank	State Bank Of India
Bank Account No.	39177623786

Transaction Type	Car/Jeep Count	Total Car/ Jeep Amount (in Rs.)	Bus/Truck Count	Total Bus / Truck Amount (in Rs.)	LCV Count	Total LCV Amount (in Rs.)	MAV (Multi Axle Vehicle Count)	Total MAV (Multi Axle Vehicle) Amount (in Rs.)	Three Axle Count	Three Axle Count Amount (in Rs.)	FASTag Debit Adjustment/ Chargeback Received from Bank (Net)
1	2	3	4	5	8	9	10	11	12	13	Note-5
Single Journey	5514	255982	1657	273919	537	44954	3778	1341612	0	0	0
Monthly Pass Sales	23	10032	0	0	3	6229	0	0	0	0	0
Daily Pass Sales	1823	128384	336	82935	141	17033	273	143529	0	0	0
Local Pass Sales	0	0	0	0	0	0	0	0	0	0	0
Return Pass Sales	0	0	0	0	0	0	0	0	0	0	0
Double User Fee (FASTag Lane Violation) (Note-6)	1880	176650	49	16170	25	4150	28	19880	0	0	0

Total Non-Tollable Traffic Count Entry Details (Note-2)					
Transaction Type	Car/Jeep Count	Bus/Truck Count	LCV Count	MAV (Multi Axle Vehicle Count)	Three Axle Count
1	2	3	5	6	7
Reuse & Exit	2225	393	168	294	0
Exemption & Violation	6022	187	73	133	0



**Notes**

1. Fee for Fastag vehicles passing two toll plazas, is collected at two plazas in few cases and therefore section wise traffic details will not be available at one plaza for same.
2. All Non-tollable traffic could not be recorded/reported due to unavailability of adequate Lanes & systems. Non-Tollable count includes Reuse of daily/return/monthly pass, exit trips, exemption and violations.
3. Reporting (FASTag/Cash/Card) - 12:00:00 AM to 11:59:59 PM.
4. Fastag Collection is net of Acquiring Bank Charges
5. FASTag Debit Adjustment/Chargeback Received from Bank (Net)
6. Double user fee (from cash vehicles entering dedicated Fastag lane) collected from vehicles are reported separately (count and revenue). These are included in vehicle category wise count and revenue.

**MONTHLY/DAILY FEE STATEMENT**

Project Highway: National Highway NH-48

Day/Month: 03-Feb-2025

Sr. No.	Name of Toll Plaza Location	Chainage
National Highway NH-48 (from Km. 20+400 to 131+200)		
1	Shilphata	103+350

Type of Vehicle	For corresponding day/month of previous year 3-Feb-2024		For preceding day/month 2-Feb-2025		For the day/month reported upon 3-Feb-2025		
	No. of Vehicles	Fee collected (in lakh Rs.)	No. of Vehicles	Fee collected (in lakh Rs.)	Fee per Vehicle (in Rs.)	No. of Vehicles	Fee collected (in lakh Rs.)
1	2	3	4	5	6	7	8
A-Car (Note-7)	7102	429128	9240	571048	Note-1	7654	458560
B-LCV	947	90008	706	72366		944	91991
C-Bus	2484	457472	2042	373024		2537	477972
D-Truck	0	0	0	0		0	0
E-Three-axle vehicle	0	0	0	0		0	0
F-Multi-axle Truck	4784	1820887	4079	1505021		4615	1729348
G-Oversized vehicle	0	0	0	0	0	0	
FASTag Debit Adjustment/ Chargeback Received from Bank (Net) (Note-5)	0	391	0	0	Note-5	0	0
<b>H- Total</b>	<b>15317</b>	<b>2797886</b>	<b>16067</b>	<b>2521460</b>		<b>15750</b>	<b>2757870</b>

**Day/Month wise Opening Balance of Toll Collection & Traffic**

Day	3
Month	2
Year	2025
Toll Depositing Bank	State Bank Of India
Bank Account No.	39177623786

Transaction Type	Car/Jeep Count	Total Car/ Jeep Amount (in Rs.)	Bus/Truck Count	Total Bus / Truck Amount (in Rs.)	LCV Count	Total LCV Amount (in Rs.)	MAV (Multi Axle Vehicle Count)	Total MAV (Multi Axle Vehicle) Amount (in Rs.)	Three Axle Count	Three Axle Count Amount (in Rs.)	FASTag Debit Adjustment/ Chargeback Received from Bank (Net)
1	2	3	4	5	8	9	10	11	12	13	Note-5
Single Journey	4685	213973	1900	313674	674	56402	4124	1465295	0	0	0
Monthly Pass Sales	13	7127	0	0	0	0	0	0	0	0	0
Daily Pass Sales	1715	120806	548	134928	213	26126	462	243463	0	0	0
Local Pass Sales	0	0	0	0	0	0	0	0	0	0	0
Return Pass Sales	0	0	0	0	0	0	0	0	0	0	0
Double User Fee (FASTag Lane Violation) (Note-6)	1241	116654	89	29370	57	9462	29	20590	0	0	0

Total Non-Tollable Traffic Count Entry Details (Note-2)					
Transaction Type	Car/Jeep Count	Bus/Truck Count	LCV Count	MAV (Multi Axle Vehicle Count)	Three Axle Count
1	2	3	5	6	7
Reuse & Exit	2180	626	275	497	0
Exemption & Violation	4841	298	112	214	0



**Notes**

1. Fee for Fastag vehicles passing two toll plazas, is collected at two plazas in few cases and therefore section wise traffic details will not be available at one plaza for same.
2. All Non-tollable traffic could not be recorded/reported due to unavailability of adequate Lanes & systems. Non-Tollable count includes Reuse of daily/return/monthly pass, exit trips, exemption and violations.
3. Reporting (FASTag/Cash/Card) - 12:00:00 AM to 11:59:59 PM.
4. Fastag Collection is net of Acquiring Bank Charges
5. FASTag Debit Adjustment/Chargeback Received from Bank (Net)
6. Double user fee (from cash vehicles entering dedicated Fastag lane) collected from vehicles are reported separately (count and revenue). These are included in vehicle category wise count and revenue.

**MONTHLY/DAILY FEE STATEMENT**

Project Highway: National Highway NH-48

Day/Month: 04-Feb-2025

Sr. No.	Name of Toll Plaza Location	Chainage
National Highway NH-48 (from Km. 20+400 to 131+200)		
1	Shilphata	103+350

Type of Vehicle	For corresponding day/month of previous year 4-Feb-2024		For preceding day/month 3-Feb-2025		For the day/month reported upon 4-Feb-2025		
	No. of Vehicles	Fee collected (in lakh Rs.)	No. of Vehicles	Fee collected (in lakh Rs.)	Fee per Vehicle (in Rs.)	No. of Vehicles	Fee collected (in lakh Rs.)
1	2	3	4	5	6	7	8
A-Car (Note-7)	7991	488323	7654	458560	Note-1	6798	406868
B-LCV	674	66063	944	91991		966	95793
C-Bus	1890	346811	2537	477972		2655	500508
D-Truck	0	0	0	0		0	0
E-Three-axle vehicle	0	0	0	0		0	0
F-Multi-axle Truck	4035	1509268	4615	1729348		4759	1785829
G-Oversized vehicle	0	0	0	0	0	0	
FASTag Debit Adjustment/ Chargeback Received from Bank (Net) (Note-5)	0	-54	0	0	Note-5	0	1131
<b>H- Total</b>	<b>14590</b>	<b>2410412</b>	<b>15750</b>	<b>2757870</b>		<b>15178</b>	<b>2790131</b>

**Day/Month wise Opening Balance of Toll Collection & Traffic**

Day	4
Month	2
Year	2025
Toll Depositing Bank	State Bank Of India
Bank Account No.	39177623786

Transaction Type	Car/Jeep Count	Total Car/ Jeep Amount (in Rs.)	Bus/Truck Count	Total Bus / Truck Amount (in Rs.)	LCV Count	Total LCV Amount (in Rs.)	MAV (Multi Axle Vehicle Count)	Total MAV (Multi Axle Vehicle) Amount (in Rs.)	Three Axle Count	Three Axle Count Amount (in Rs.)	FASTag Debit Adjustment/ Chargeback Received from Bank (Net)
1	2	3	4	5	8	9	10	11	12	13	Note-5
Single Journey	3997	180706	2017	333495	677	56275	4221	1498126	0	0	1131
Monthly Pass Sales	14	6079	1	4941	1	2486	0	0	0	0	0
Daily Pass Sales	1780	125425	575	141612	252	31057	515	271373	0	0	0
Local Pass Sales	0	0	0	0	0	0	0	0	0	0	0
Return Pass Sales	0	0	0	0	0	0	0	0	0	0	0
Double User Fee (FASTag Lane Violation) (Note-6)	1007	94658	62	20460	36	5976	23	16330	0	0	0

Total Non-Tollable Traffic Count Entry Details (Note-2)					
Transaction Type	Car/Jeep Count	Bus/Truck Count	LCV Count	MAV (Multi Axle Vehicle Count)	Three Axle Count
1	2	3	5	6	7
Reuse & Exit	2288	687	328	551	0
Exemption & Violation	4266	275	113	160	0



**Notes**

1. Fee for Fastag vehicles passing two toll plazas, is collected at two plazas in few cases and therefore section wise traffic details will not be available at one plaza for same.
2. All Non-tollable traffic could not be recorded/reported due to unavailability of adequate Lanes & systems. Non-Tollable count includes Reuse of daily/return/monthly pass, exit trips,
3. Reporting (FASTag/Cash/Card) - 12:00:00 AM to 11:59:59 PM.
4. Fastag Collection is net of Acquiring Bank Charges
5. FASTag Debit Adjustment/Chargeback Received from Bank (Net)
6. Double user fee (from cash vehicles entering dedicated Fastag lane) collected from vehicles are reported separately (count and revenue). These are included in vehicle category wise count and revenue.

**MONTHLY/DAILY FEE STATEMENT**

Project Highway: National Highway NH-48

Day/Month: 05-Feb-2025

Sr. No.	Name of Toll Plaza Location	Chainage
National Highway NH-48 (from Km. 20+400 to 131+200)		
1	Shilphata	103+350

Type of Vehicle	For corresponding day/month of previous year 5-Feb-2024		For preceding day/month 4-Feb-2025		For the day/month reported upon 5-Feb-2025		
	No. of Vehicles	Fee collected (in lakh Rs.)	No. of Vehicles	Fee collected (in lakh Rs.)	Fee per Vehicle (in Rs.)	No. of Vehicles	Fee collected (in lakh Rs.)
1	2	3	4	5	6	7	8
A-Car (Note-7)	6686	401139	6798	406868	Note-1	6085	364899
B-LCV	900	88177	966	95793		907	88652
C-Bus	2248	418963	2655	500508		2577	480052
D-Truck	0	0	0	0		0	0
E-Three-axle vehicle	0	0	0	0		0	0
F-Multi-axle Truck	4180	1577067	4759	1785829		4706	1777244
G-Oversized vehicle	0	0	0	0		0	0
FASTag Debit Adjustment/ Chargeback Received from Bank (Net) (Note-5)	0	832	0	1131	Note-5	0	499
<b>H- Total</b>	<b>14014</b>	<b>2486178</b>	<b>15178</b>	<b>2790131</b>		<b>14275</b>	<b>2711346</b>

**Day/Month wise Opening Balance of Toll Collection & Traffic**

Day	5
Month	2
Year	2025
Toll Depositing Bank	State Bank Of India
Bank Account No.	39177623786

Transaction Type	Car/Jeep Count	Total Car/ Jeep Amount (in Rs.)	Bus/Truck Count	Total Bus / Truck Amount (in Rs.)	LCV Count	Total LCV Amount (in Rs.)	MAV (Multi Axle Vehicle Count)	Total MAV (Multi Axle Vehicle) Amount (in Rs.)	Three Axle Count	Three Axle Count Amount (in Rs.)	FASTag Debit Adjustment/ Chargeback Received from Bank (Net)
1	2	3	4	5	8	9	10	11	12	13	Note-5
Single Journey	3567	162178	1967	325032	621	52054	4118	1459143	0	0	499
Monthly Pass Sales	5	2845	0	0	0	0	0	0	0	0	0
Daily Pass Sales	1547	109073	549	134890	253	31120	551	291831	0	0	0
Local Pass Sales	0	0	0	0	0	0	0	0	0	0	0
Return Pass Sales	0	0	0	0	0	0	0	0	0	0	0
Double User Fee (FASTag Lane Violation) (Note-6)	966	90804	61	20130	33	5478	37	26270	0	0	0

Total Non-Tollable Traffic Count Entry Details (Note-2)					
Transaction Type	Car/Jeep Count	Bus/Truck Count	LCV Count	MAV (Multi Axle Vehicle Count)	Three Axle Count
1	2	3	5	6	7
Reuse & Exit	2059	661	318	588	0
Exemption & Violation	4211	326	120	180	0



**Notes**

1. Fee for Fastag vehicles passing two toll plazas, is collected at two plazas in few cases and therefore section wise traffic details will not be available at one plaza for same.
2. All Non-tollable traffic could not be recorded/reported due to unavailability of adequate Lanes & systems. Non-Tollable count includes Reuse of daily/return/monthly pass, exit trips, exemption and violation.
3. Reporting (FASTag/Cash/Card) - 12:00:00 AM to 11:59:59 PM.
4. Fastag Collection is net of Acquiring Bank Charges
5. FASTag Debit Adjustment/Chargeback Received from Bank (Net)
6. Double user fee (from cash vehicles entering dedicated Fastag lane) collected from vehicles are reported separately (count and revenue). These are included in vehicle category wise count and revenue.



**MONTHLY/DAILY FEE STATEMENT**

Project Highway: National Highway NH-48

Day/Month: 06-Feb-2025

Sr. No.	Name of Toll Plaza Location	Chainage
National Highway NH-48 (from Km. 20+400 to 131+200)		
1	Shilphata	103+350

Type of Vehicle	For corresponding day/month of previous year 6-Feb-2024		For preceding day/month 5-Feb-2025		For the day/month reported upon 6-Feb-2025		
	No. of Vehicles	Fee collected (in lakh Rs.)	No. of Vehicles	Fee collected (in lakh Rs.)	Fee per Vehicle (in Rs.)	No. of Vehicles	Fee collected (in lakh Rs.)
<b>1</b>	<b>2</b>	<b>3</b>	<b>4</b>	<b>5</b>	<b>6</b>	<b>7</b>	<b>8</b>
A-Car (Note-7)	6137	372293	6085	364899	Note-1	6380	382049
B-LCV	885	86884	907	88652		1060	106242
C-Bus	2377	445166	2577	480052		2775	528007
D-Truck	0	0	0	0		0	0
E-Three-axle vehicle	0	0	0	0		0	0
F-Multi-axle Truck	4427	1678075	4706	1777244		5103	1929231
G-Oversized vehicle	0	0	0	0	0	0	
FASTag Debit Adjustment/ Chargeback Received from Bank (Net) (Note-5)	0	155	0	499	Note-5	0	281
<b>H- Total</b>	<b>13826</b>	<b>2582572</b>	<b>14275</b>	<b>2711346</b>		<b>15318</b>	<b>2945809</b>

**Day/Month wise Opening Balance of Toll Collection & Traffic**

Day	6
Month	2
Year	2025
Toll Depositing Bank	State Bank Of India
Bank Account No.	39177623786

Transaction Type	Car/Jeep Count	Total Car/ Jeep Amount (in Rs.)	Bus/Truck Count	Total Bus / Truck Amount (in Rs.)	LCV Count	Total LCV Amount (in Rs.)	MAV (Multi Axle Vehicle Count)	Total MAV (Multi Axle Vehicle) Amount (in Rs.)	Three Axle Count	Three Axle Count Amount (in Rs.)	FASTag Debit Adjustment/ Chargeback Received from Bank (Net)
<b>1</b>	<b>2</b>	<b>3</b>	<b>4</b>	<b>5</b>	<b>8</b>	<b>9</b>	<b>10</b>	<b>11</b>	<b>12</b>	<b>13</b>	<b>Note-5</b>
Single Journey	3722	168774	2035	336724	700	58168	4483	1591443	0	0	281
Monthly Pass Sales	4	1437	0	0	1	1258	0	0	0	0	0
Daily Pass Sales	1597	112479	630	154983	298	36690	568	300868	0	0	0
Local Pass Sales	0	0	0	0	0	0	0	0	0	0	0
Return Pass Sales	0	0	0	0	0	0	0	0	0	0	0
Double User Fee (FASTag Lane Violation) (Note-6)	1057	99358	110	36300	61	10126	52	36920	0	0	0

Total Non-Tollable Traffic Count Entry Details (Note-2)					
Transaction Type	Car/Jeep Count	Bus/Truck Count	LCV Count	MAV (Multi Axle Vehicle Count)	Three Axle Count
<b>1</b>	<b>2</b>	<b>3</b>	<b>5</b>	<b>6</b>	<b>7</b>
Reuse & Exit	2136	733	368	627	0
Exemption & Violation	3964	308	140	234	0



**Notes**

1. Fee for Fastag vehicles passing two toll plazas, is collected at two plazas in few cases and therefore section wise traffic details will not be available at one plaza for same.
2. All Non-tollable traffic could not be recorded/reported due to unavailability of adequate Lanes & systems. Non-Tollable count includes Reuse of daily/return/monthly pass, exit trips, exemption and violations.
3. Reporting (FASTag/Cash/Card) - 12:00:00 AM to 11:59:59 PM.
4. Fastag Collection is net of Acquiring Bank Charges
5. FASTag Debit Adjustment/Chargeback Received from Bank (Net)
6. Double user fee (from cash vehicles entering dedicated Fastag lane) collected from vehicles are reported separately (count and revenue). These are included in vehicle category wise count and revenue.

**MONTHLY/DAILY FEE STATEMENT**

Project Highway: National Highway NH-48

Day/Month: 07-Feb-2025

Sr. No.	Name of Toll Plaza Location	Chainage
National Highway NH-48 (from Km. 20+400 to 131+200)		
1	Shilphata	103+350

Type of Vehicle	For corresponding day/month of previous year 7-Feb-2024		For preceding day/month 6-Feb-2025		For the day/month reported upon 7-Feb-2025		
	No. of Vehicles	Fee collected (in lakh Rs.)	No. of Vehicles	Fee collected (in lakh Rs.)	Fee per Vehicle (in Rs.)	No. of Vehicles	Fee collected (in lakh Rs.)
<b>1</b>	<b>2</b>	<b>3</b>	<b>4</b>	<b>5</b>	<b>6</b>	<b>7</b>	<b>8</b>
A-Car (Note-7)	6093	364472	6380	382049	Note-1	6934	410026
B-LCV	946	91812	1060	106242		1007	98652
C-Bus	2382	440282	2775	528007		2624	495823
D-Truck	0	0	0	0		0	0
E-Three-axle vehicle	0	0	0	0		0	0
F-Multi-axle Truck	4489	1709127	5103	1929231		4834	1821473
G-Oversized vehicle	0	0	0	0	0	0	
FASTag Debit Adjustment/ Chargeback Received from Bank (Net) (Note-5)	0	0	0	281	Note-5	0	0
<b>H- Total</b>	<b>13910</b>	<b>2605694</b>	<b>15318</b>	<b>2945809</b>		<b>15399</b>	<b>2825974</b>

**Day/Month wise Opening Balance of Toll Collection & Traffic**

Day	7
Month	2
Year	2025
Toll Depositing Bank	State Bank Of India
Bank Account No.	39177623786

Transaction Type	Car/Jeep Count	Total Car/ Jeep Amount (in Rs.)	Bus/Truck Count	Total Bus / Truck Amount (in Rs.)	LCV Count	Total LCV Amount (in Rs.)	MAV (Multi Axle Vehicle Count)	Total MAV (Multi Axle Vehicle) Amount (in Rs.)	Three Axle Count	Three Axle Count Amount (in Rs.)	FASTag Debit Adjustment/ Chargeback Received from Bank (Net)
<b>1</b>	<b>2</b>	<b>3</b>	<b>4</b>	<b>5</b>	<b>8</b>	<b>9</b>	<b>10</b>	<b>11</b>	<b>12</b>	<b>13</b>	<b>Note-5</b>
Single Journey	4264	194645	1960	324097	694	58031	4273	1518341	0	0	0
Monthly Pass Sales	2	719	0	0	0	0	0	0	0	0	0
Daily Pass Sales	1535	108161	563	138396	261	31989	523	276153	0	0	0
Local Pass Sales	0	0	0	0	0	0	0	0	0	0	0
Return Pass Sales	0	0	0	0	0	0	0	0	0	0	0
Double User Fee (FASTag Lane Violation) (Note-6)	1133	106502	101	33330	52	8632	38	26980			

Total Non-Tollable Traffic Count Entry Details (Note-2)					
Transaction Type	Car/Jeep Count	Bus/Truck Count	LCV Count	MAV (Multi Axle Vehicle Count)	Three Axle Count
<b>1</b>	<b>2</b>	<b>3</b>	<b>5</b>	<b>6</b>	<b>7</b>
Reuse & Exit	2005	643	318	564	0
Exemption & Violation	4198	297	121	162	0



**Notes**

1. Fee for Fastag vehicles passing two toll plazas, is collected at two plazas in few cases and therefore section wise traffic details will not be available at one plaza for same.
2. All Non-tollable traffic could not be recorded/reported due to unavailability of adequate Lanes & systems. Non-Tollable count includes Reuse of daily/return/monthly pass, exit trips, etc
3. Reporting (FASTag/Cash/Card) - 12:00:00 AM to 11:59:59 PM.
4. Fastag Collection is net of Acquiring Bank Charges
5. FASTag Debit Adjustment/Chargeback Received from Bank (Net)
6. Double user fee (from cash vehicles entering dedicated Fastag lane) collected from vehicles are reported separately (count and revenue). These are included in vehicle category wise count and revenue.

**MONTHLY/DAILY FEE STATEMENT**

Project Highway: National Highway NH-48

Day/Month: 08-Feb-2025

Sr. No.	Name of Toll Plaza Location	Chainage
National Highway NH-48 (from Km. 20+400 to 131+200)		
1	Shilphata	103+350

Type of Vehicle	For corresponding day/month of previous year 8-Feb-2024		For preceding day/month 7-Feb-2025		For the day/month reported upon 8-Feb-2025		
	No. of Vehicles	Fee collected (in lakh Rs.)	No. of Vehicles	Fee collected (in lakh Rs.)	Fee per Vehicle (in Rs.)	No. of Vehicles	Fee collected (in lakh Rs.)
<b>1</b>	<b>2</b>	<b>3</b>	<b>4</b>	<b>5</b>	<b>6</b>	<b>7</b>	<b>8</b>
A-Car (Note-7)	5651	339341	6934	410026	Note-1	7334	441333
B-LCV	996	98188	1007	98652		980	95074
C-Bus	2603	479740	2624	495823		2743	513780
D-Truck	0	0	0	0		0	0
E-Three-axle vehicle	0	0	0	0		0	0
F-Multi-axle Truck	5155	1943161	4834	1821473		5100	1934271
G-Oversized vehicle	0	0	0	0	0	0	
FASTag Debit Adjustment/ Chargeback Received from Bank (Net) (Note-5)	0	1887	0	0	Note-5	0	1025
<b>H- Total</b>	<b>14405</b>	<b>2862319</b>	<b>15399</b>	<b>2825974</b>		<b>16157</b>	<b>2985484</b>

**Day/Month wise Opening Balance of Toll Collection & Traffic**

Day	8
Month	2
Year	2025
Toll Depositing Bank	0
Bank Account No.	39177623786

Transaction Type	Car/Jeep Count	Total Car/ Jeep Amount (in Rs.)	Bus/Truck Count	Total Bus / Truck Amount (in Rs.)	LCV Count	Total LCV Amount (in Rs.)	MAV (Multi Axle Vehicle Count)	Total MAV (Multi Axle Vehicle) Amount (in Rs.)	Three Axle Count	Three Axle Count Amount (in Rs.)	FASTag Debit Adjustment/ Chargeback Received from Bank (Net)
<b>1</b>	<b>2</b>	<b>3</b>	<b>4</b>	<b>5</b>	<b>8</b>	<b>9</b>	<b>10</b>	<b>11</b>	<b>12</b>	<b>13</b>	<b>Note-5</b>
Single Journey	4373	200574	2074	342792	681	56941	4429	1571245	0	0	1025
Monthly Pass Sales	4	1797	0	0	0	0	0	0	0	0	0
Daily Pass Sales	1663	117326	589	144588	264	32323	628	332496	0	0	0
Local Pass Sales	0	0	0	0	0	0	0	0	0	0	0
Return Pass Sales	0	0	0	0	0	0	0	0	0	0	0
Double User Fee (FASTag Lane Violation) (Note-6)	1294	121636	80	26400	35	5810	43	30530	0		

Total Non-Tollable Traffic Count Entry Details (Note-2)					
Transaction Type	Car/Jeep Count	Bus/Truck Count	LCV Count	MAV (Multi Axle Vehicle Count)	Three Axle Count
<b>1</b>	<b>2</b>	<b>3</b>	<b>5</b>	<b>6</b>	<b>7</b>
Reuse & Exit	2148	647	310	671	0
Exemption & Violation	3955	269	131	167	0

**Notes**

1. Fee for Fastag vehicles passing two toll plazas, is collected at two plazas in few cases and therefore section wise traffic details will not be available at one plaza for same.
2. All Non-tollable traffic could not be recorded/reported due to unavailability of adequate Lanes & systems. Non-Tollable count includes Reuse of daily/return/monthly pass, exit trips, exemption and viol
3. Reporting (FASTag/Cash/Card) - 12:00:00 AM to 11:59:59 PM.
4. Fastag Collection is net of Acquiring Bank Charges
5. FASTag Debit Adjustment/Chargeback Received from Bank (Net)
6. Double user fee (from cash vehicles entering dedicated Fastag lane) collected from vehicles are reported separately (count and revenue). These are included in vehicle category wise count and revenue.



**MONTHLY/DAILY FEE STATEMENT**

Project Highway: National Highway NH-48

Day/Month: 09-Feb-2025

Sr. No.	Name of Toll Plaza Location	Chainage
National Highway NH-48 (from Km. 20+400 to 131+200)		
1	Shilphata	103+350

Type of Vehicle	For corresponding day/month of previous year 9-Feb-2024		For preceding day/month 8-Feb-2025		For the day/month reported upon 9-Feb-2025		
	No. of Vehicles	Fee collected (in lakh Rs.)	No. of Vehicles	Fee collected (in lakh Rs.)	Fee per Vehicle (in Rs.)	No. of Vehicles	Fee collected (in lakh Rs.)
1	2	3	4	5	6	7	8
A-Car (Note-7)	6653	395598	7334	441333	Note-1	7822	468723
B-LCV	955	93030	980	95074		682	64766
C-Bus	2490	461815	2743	513780		2051	375690
D-Truck	0	0	0	0		0	0
E-Three-axle vehicle	0	0	0	0		0	0
F-Multi-axle Truck	4898	1854167	5100	1934271		4301	1594679
G-Oversized vehicle	0	0	0	0		0	0
FASTag Debit Adjustment/ Chargeback Received from Bank (Net) (Note-5)	0	839	0	1025	Note-5	0	0
<b>H- Total</b>	<b>14996</b>	<b>2805449</b>	<b>16157</b>	<b>2985484</b>		<b>14856</b>	<b>2503859</b>

**Day/Month wise Opening Balance of Toll Collection & Traffic**

Day	9
Month	2
Year	2025
Toll Depositing Bank	0
Bank Account No.	39177623786

Transaction Type	Car/Jeep Count	Total Car/ Jeep Amount (in Rs.)	Bus/Truck Count	Total Bus / Truck Amount (in Rs.)	LCV Count	Total LCV Amount (in Rs.)	MAV (Multi Axle Vehicle Count)	Total MAV (Multi Axle Vehicle) Amount (in Rs.)	Three Axle Count	Three Axle Count Amount (in Rs.)	FASTag Debit Adjustment/ Chargeback Received from Bank (Net)
1	2	3	4	5	8	9	10	11	12	13	Note-5
Single Journey	4745	219368	1656	273811	512	42756	3945	1400085	0	0	0
Monthly Pass Sales	0	0	0	0	0	0	0	0	0	0	0
Daily Pass Sales	1700	119918	329	80099	148	18358	323	171164	0	0	0
Local Pass Sales	0	0	0	0	0	0	0	0	0	0	0
Return Pass Sales	0	0	0	0	0	0	0	0	0	0	0
Double User Fee (FASTag Lane Violation) (Note-6)	1377	129438	66	21780	22	3652	33	23430	0	0	0

Total Non-Tollable Traffic Count Entry Details (Note-2)					
Transaction Type	Car/Jeep Count	Bus/Truck Count	LCV Count	MAV (Multi Axle Vehicle Count)	Three Axle Count
1	2	3	5	6	7
Reuse & Exit	2138	365	187	353	0
Exemption & Violation	5187	239	60	127	0

**Notes**

- Fee for Fastag vehicles passing two toll plazas, is collected at two plazas in few cases and therefore section wise traffic details will not be available at one plaza for same.
- All Non-tollable traffic could not be recorded/reported due to unavailability of adequate Lanes & systems. Non-Tollable count includes Reuse of daily/return/monthly pass, exit trips, exemption and violations.
- Reporting (FASTag/Cash/Card) - 12:00:00 AM to 11:59:59 PM.
- Fastag Collection is net of Acquiring Bank Charges
- FASTag Debit Adjustment/Chargeback Received from Bank (Net)
- Double user fee (from cash vehicles entering dedicated Fastag lane) collected from vehicles are reported separately (count and revenue). These are included in vehicle category wise count and revenue.

