



**Fastgo Infra Pvt.Ltd. And JV
Nagpur IRDP Toll
Daily Tollable & NON Tollable Traffic Count And Revenue Entry Details**

Date			01-12-2025					
Section Name			Nagpur IRDP					
Bank Name Where Cash Depositing			-----					
Bank Account Number			-----					
Collection Depositing Date			-----					
Transaction Type	Car/Jeep Count	Car/Jeep Amount (In.Rs.)	LCV Count	LCV Amount (In. Rs.)	Bus / Truck Count	Bus / Truck Amount (In.Rs.)	MAV (Multi Axle Vechicle)Count	MAV (Multi Axle Vechicle)Amount (In.Rs.)
1	2	3	4	5	6	7	8	9
Single Journey	0	0	627	37620	586	61530	479	59875
Return Pass Sales	0	0	416	37440	293	46147.5	225	42187.5
Return Pass Entry	0	0	416	0	293	0	225	0
Daily Pass Sales	0	0	320	48000	263	69037.5	154	48125
Daily Pass Return Entry	0	0	1009	0	1099	0	586	0
Monthly Pass Entry	0	0	0	0	0	0	0	0
Discount Coupons Sales 50%	0	0	0	0	0	0	0	0
Discount Coupons Sales 25%	0	0	0	0	0	0	0	0
MSRTC BUS Exempted Entry	0	0	0	0	1845	0	0	0
SCHOOL BUS Exempted Entry	0	0	0	0	1525	0	0	0
Government Exempted	0	0	129	0	147	0	32	0
Political parties vehicles Traffic count	0	0	1478	0	621	0	478	0
Plaza to plaza Exempted within 6 hours	0	0	232	0	292	0	231	0
Violation Entry	0	0	0	0	0	0	0	0
						Total Tollable Vechicle Count	7746	
						Total NONTollable Vechicle Count	6255	
						Total Vehicle Count	14,001.00	
						Total Vehicle Amount	4,49,962.50	
						Total Discount Sales		
						Total Pass Sales	-	
						Total Daily Collection	4,49,962.50	

**Fastgo Infra Pvt.Ltd. And JV
Nagpur IRDP Toll
Daily Tollable & NON Tollable Traffic Count And Revenue Entry Details
(Count'd)**


Date		01-12-2025		
Section Name		Nagpur IRDP		
Bank Name Where Cash Depositing		-----		
Bank Account Number		-----		
Collection Depositing Date		-----		
Transaction Type	Car/Jeep Count	LCV Count	Bus / Truck Count	MAV (Multi Axle Vehicle)Count
Single Journey	0	627	586	479
Return Pass Sales	0	416	293	225
Return Pass Entry	0	416	293	225
Daily Pass Sales	0	320	263	154
Daily Pass Return Entry	0	1009	1099	586
Discount Coupons Entry	0	0	0	0
Monthly Pass Entry	0	0	0	0
MSRTC BUS Exempted Entry	0	0	1845	0
SCHOOL BUS Exempted Entry	0	0	1525	0
Government Exempted	0	129	147	32
Political parties vehicles Traffic	0	1478	621	478
Plaza to plaza Exempted within 6	0	232	292	231
Violation Entry	0	0	0	0
			Total Tollable Vehicle Count	7,746
			Total NONTollable Vehicle Count	6,255
			Total Vehicle Count	14,001
			Total Vehicle Amount	4,49,962.50
			Total Discount Sales	-
			Total Pass Sales	-
			Total Daily Collection	4,49,962.50

**Fastgo Infra Pvt.Ltd. And JV
Nagpur IRDP Toll
Daily Tollable & NON Tollable Traffic Count And Revenue Entry Details**


Date			02-12-2025					
Section Name			Nagpur IRDP					
Bank Name Where Cash Depositing			-----					
Bank Account Number			-----					
Collection Depositing Date			-----					
Transaction Type	Car/Jeep Count	Car/Jeep Amount (In.Rs.)	LCV Count	LCV Amount (In. Rs.)	Bus / Truck Count	Bus / Truck Amount (In.Rs.)	MAV (Multi Axle Vechicle)Count	MAV (Multi Axle Vechicle)Amount (In.Rs.)
1	2	3	4	5	6	7	8	9
Single Journey	0	0	555	33300	528	55440	393	49125
Return Pass Sales	0	0	365	32850	263	41422.5	184	34500
Return Pass Entry	0	0	365	0	263	0	184	0
Daily Pass Sales	0	0	281	42150	238	62475	126	39375
Daily Pass Return Entry	0	0	1232	0	1092	0	567	0
Monthly Pass Entry	0	0	0	0	0	0	0	0
Discount Coupons Sales 50%	0	0	0	0	0	0	0	0
Discount Coupons Sales 25%	0	0	0	0	0	0	0	0
MSRTC BUS Exempted Entry	0	0	0	0	1876	0	0	0
SCHOOL BUS Exempted Entry	0	0	0	0	1470	0	0	0
Government Exempted	0	0	129	0	143	0	31	0
Political parties vehicles Traffic count	0	0	1430	0	601	0	444	0
Plaza to plaza Exempted within 6 hours	0	0	237	0	282	0	227	0
Violation Entry	0	0	0	0	0	0	0	0
Total Tollable Vechicle Count							7382	
Total NONTollable Vechicle Count							6124	
Total Vehicle Count							13,506.00	
Total Vehicle Amount							3,90,637.50	
Total Discount Sales								
Total Pass Sales							-	
Total Daily Collection							3,90,637.50	



**Fastgo Infra Pvt.Ltd. And JV
Nagpur IRDP Toll
Daily Tollable & NON Tollable Traffic Count And Revenue Entry Details
(Count'd)**

Date		02-12-2025		
Section Name		Nagpur IRDP		
Bank Name Where Cash Depositing		-----		
Bank Account Number		-----		
Collection Depositing Date		-----		
Transaction Type	Car/Jeep Count	LCV Count	Bus / Truck Count	MAV (Multi Axle Vehicle)Count
Single Journey	0	555	528	393
Return Pass Sales	0	365	263	184
Return Pass Entry	0	365	263	184
Daily Pass Sales	0	281	238	126
Daily Pass Return Entry	0	1232	1092	567
Discount Coupons Entry	0	0	0	0
Monthly Pass Entry	0	0	0	0
MSRTC BUS Exempted Entry	0	0	1876	0
SCHOOL BUS Exempted Entry	0	0	1470	0
Government Exempted	0	129	143	31
Political parties vehicles Traffic	0	1430	601	444
Plaza to plaza Exempted within 6	0	237	282	227
Violation Entry	0	0	0	0
			Total Tollable Vehicle Count	7,382
			Total NONTollable Vehicle Count	6,124
			Total Vehicle Count	13,506
			Total Vehicle Amount	3,90,637.50
			Total Discount Sales	-
			Total Pass Sales	-
			Total Daily Collection	3,90,637.50

**Fastgo Infra Pvt.Ltd. And JV
Nagpur IRDP Toll
Daily Tollable & NON Tollable Traffic Count And Revenue Entry Details**


Date			03-12-2025					
Section Name			Nagpur IRDP					
Bank Name Where Cash Depositing			-----					
Bank Account Number			-----					
Collection Depositing Date			-----					
Transaction Type	Car/Jeep Count	Car/Jeep Amount (In.Rs.)	LCV Count	LCV Amount (In. Rs.)	Bus / Truck Count	Bus / Truck Amount (In.Rs.)	MAV (Multi Axle Vechicle)Count	MAV (Multi Axle Vechicle)Amount (In.Rs.)
1	2	3	4	5	6	7	8	9
Single Journey	0	0	535	32100	489	51345	391	48875
Return Pass Sales	0	0	352	31680	245	38587.5	184	34500
Return Pass Entry	0	0	352	0	245	0	184	0
Daily Pass Sales	0	0	272	40800	220	57750	125	39062.5
Daily Pass Return Entry	0	0	1264	0	1005	0	562	0
Monthly Pass Entry	0	0	0	0	0	0	0	0
Discount Coupons Sales 50%	0	0	0	0	0	0	0	0
Discount Coupons Sales 25%	0	0	0	0	0	0	0	0
MSRTC BUS Exempted Entry	0	0	0	0	1597	0	0	0
SCHOOL BUS Exempted Entry	0	0	0	0	1550	0	0	0
Government Exempted	0	0	104	0	141	0	32	0
Political parties vehicles Traffic count	0	0	1263	0	619	0	387	0
Plaza to plaza Exempted within 6 hours	0	0	247	0	266	0	229	0
Violation Entry	0	0	0	0	0	0	0	0
						Total Tollable Vechicle Count	7167	
						Total NONTollable Vechicle Count	5693	
						Total Vechicle Count	12,860.00	
						Total Vechicle Amount	3,74,700.00	
						Total Discount Sales		
						Total Pass Sales	-	
						Total Daily Collection	3,74,700.00	

**Fastgo Infra Pvt.Ltd. And JV
Nagpur IRDP Toll
Daily Tollable & NON Tollable Traffic Count And Revenue Entry Details
(Count'd)**


Date		03-12-2025		
Section Name		Nagpur IRDP		
Bank Name Where Cash Depositing		-----		
Bank Account Number		-----		
Collection Depositing Date		-----		
Transaction Type	Car/Jeep Count	LCV Count	Bus / Truck Count	MAV (Multi Axle Vehicle)Count
Single Journey	0	535	489	391
Return Pass Sales	0	352	245	184
Return Pass Entry	0	352	245	184
Daily Pass Sales	0	272	220	125
Daily Pass Return Entry	0	1264	1005	562
Discount Coupons Entry	0	0	0	0
Monthly Pass Entry	0	0	0	0
MSRTC BUS Exempted Entry	0	0	1597	0
SCHOOL BUS Exempted Entry	0	0	1550	0
Government Exempted	0	104	141	32
Political parties vehicles Traffic	0	1263	619	387
Plaza to plaza Exempted within 6	0	247	266	229
Violation Entry	0	0	0	0
			Total Tollable Vehicle Count	7,167
			Total NONTollable Vehicle Count	5,693
			Total Vehicle Count	12,860
			Total Vehicle Amount	3,74,700.00
			Total Discount Sales	-
			Total Pass Sales	-
			Total Daily Collection	3,74,700.00



**Fastgo Infra Pvt.Ltd. And JV
Nagpur IRDP Toll
Daily Tollable & NON Tollable Traffic Count And Revenue Entry Details**

Date			04-12-2025					
Section Name			Nagpur IRDP					
Bank Name Where Cash Depositing			-----					
Bank Account Number			-----					
Collection Depositing Date			-----					
Transaction Type	Car/Jeep Count	Car/Jeep Amount (In.Rs.)	LCV Count	LCV Amount (In. Rs.)	Bus / Truck Count	Bus / Truck Amount (In.Rs.)	MAV (Multi Axle Vechicle)Count	MAV (Multi Axle Vechicle)Amount (In.Rs.)
1	2	3	4	5	6	7	8	9
Single Journey	0	0	618	37080	573	60165	411	51375
Return Pass Sales	0	0	407	36630	287	45202.5	192	36000
Return Pass Entry	0	0	407	0	287	0	192	0
Daily Pass Sales	0	0	315	47250	258	67725	132	41250
Daily Pass Return Entry	0	0	1157	0	1076	0	625	0
Monthly Pass Entry	0	0	0	0	0	0	0	0
Discount Coupons Sales 50%	0	0	0	0	0	0	0	0
Discount Coupons Sales 25%	0	0	0	0	0	0	0	0
MSRTC BUS Exempted Entry	0	0	0	0	1839	0	0	0
SCHOOL BUS Exempted Entry	0	0	0	0	1658	0	0	0
Government Exempted	0	0	128	0	138	0	32	0
Political parties vehicles Traffic count	0	0	1471	0	615	0	477	0
Plaza to plaza Exempted within 6 hours	0	0	231	0	291	0	209	0
Violation Entry	0	0	0	0	0	0	0	0
						Total Tollable Vechicle Count	7668	
						Total NONTollable Vechicle Count	6358	
						Total Vehicle Count	14,026.00	
						Total Vehicle Amount	4,22,677.50	
						Total Discount Sales		
						Total Pass Sales	-	
						Total Daily Collection	4,22,677.50	

**Fastgo Infra Pvt.Ltd. And JV
Nagpur IRDP Toll
Daily Tollable & NON Tollable Traffic Count And Revenue Entry Details
(Count'd)**


Date		04-12-2025		
Section Name		Nagpur IRDP		
Bank Name Where Cash Depositing		-----		
Bank Account Number		-----		
Collection Depositing Date		-----		
Transaction Type	Car/Jeep Count	LCV Count	Bus / Truck Count	MAV (Multi Axle Vehicle)Count
Single Journey	0	618	573	411
Return Pass Sales	0	407	287	192
Return Pass Entry	0	407	287	192
Daily Pass Sales	0	315	258	132
Daily Pass Return Entry	0	1157	1076	625
Discount Coupons Entry	0	0	0	0
Monthly Pass Entry	0	0	0	0
MSRTC BUS Exempted Entry	0	0	1839	0
SCHOOL BUS Exempted Entry	0	0	1658	0
Government Exempted	0	128	138	32
Political parties vehicles Traffic	0	1471	615	477
Plaza to plaza Exempted within 6	0	231	291	209
Violation Entry	0	0	0	0
			Total Tollable Vehicle Count	7,668
			Total NONTollable Vehicle Count	6,358
			Total Vehicle Count	14,026
			Total Vehicle Amount	4,22,677.50
			Total Discount Sales	-
			Total Pass Sales	-
			Total Daily Collection	4,22,677.50

**Fastgo Infra Pvt.Ltd. And JV
Nagpur IRDP Toll
Daily Tollable & NON Tollable Traffic Count And Revenue Entry Details**

Date			05-12-2025					
Section Name			Nagpur IRDP					
Bank Name Where Cash Depositing			-----					
Bank Account Number			-----					
Collection Depositing Date			-----					
Transaction Type	Car/Jeep Count	Car/Jeep Amount (In.Rs.)	LCV Count	LCV Amount (In. Rs.)	Bus / Truck Count	Bus / Truck Amount (In.Rs.)	MAV (Multi Axle Vechicle)Count	MAV (Multi Axle Vechicle)Amount (In.Rs.)
1	2	3	4	5	6	7	8	9
Single Journey	0	0	597	35820	611	64155	428	53500
Return Pass Sales	0	0	394	35460	306	48195	200	37500
Return Pass Entry	0	0	394	0	306	0	200	0
Daily Pass Sales	0	0	304	45600	275	72187.5	138	43125
Daily Pass Return Entry	0	0	1267	0	1039	0	627	0
Monthly Pass Entry	0	0	0	0	0	0	0	0
Discount Coupons Sales 50%	0	0	0	0	0	0	0	0
Discount Coupons Sales 25%	0	0	0	0	0	0	0	0
MSRTC BUS Exempted Entry	0	0	0	0	1861	0	0	0
SCHOOL BUS Exempted Entry	0	0	0	0	1563	0	0	0
Government Exempted	0	0	136	0	158	0	32	0
Political parties vehicles Traffic count	0	0	1781	0	615	0	512	0
Plaza to plaza Exempted within 6 hours	0	0	248	0	225	0	229	0
Violation Entry	0	0	0	0	0	0	0	0
Total Tollable Vechicle Count							7788	
Total NONTollable Vechicle Count							6658	
Total Vehicle Count							14,446.00	
Total Vehicle Amount							4,35,542.50	
Total Discount Sales								
Total Pass Sales							-	
Total Daily Collection							4,35,542.50	



**Fastgo Infra Pvt.Ltd. And JV
Nagpur IRDP Toll
Daily Tollable & NON Tollable Traffic Count And Revenue Entry Details
(Count'd)**


Date		05-12-2025		
Section Name		Nagpur IRDP		
Bank Name Where Cash Depositing		-----		
Bank Account Number		-----		
Collection Depositing Date		-----		
Transaction Type	Car/Jeep Count	LCV Count	Bus / Truck Count	MAV (Multi Axle Vehicle)Count
Single Journey	0	597	611	428
Return Pass Sales	0	394	306	200
Return Pass Entry	0	394	306	200
Daily Pass Sales	0	304	275	138
Daily Pass Return Entry	0	1267	1039	627
Discount Coupons Entry	0	0	0	0
Monthly Pass Entry	0	0	0	0
MSRTC BUS Exempted Entry	0	0	1861	0
SCHOOL BUS Exempted Entry	0	0	1563	0
Government Exempted	0	136	158	32
Political parties vehicles Traffic	0	1781	615	512
Plaza to plaza Exempted within 6	0	248	225	229
Violation Entry	0	0	0	0
			Total Tollable Vehicle Count	7,788
			Total NONTollable Vehicle Count	6,658
			Total Vehicle Count	14,446
			Total Vehicle Amount	4,35,542.50
			Total Discount Sales	-
			Total Pass Sales	-
			Total Daily Collection	4,35,542.50

**Fastgo Infra Pvt.Ltd. And JV
Nagpur IRDP Toll
Daily Tollable & NON Tollable Traffic Count And Revenue Entry Details**


Date			06-12-2025					
Section Name			Nagpur IRDP					
Bank Name Where Cash Depositing			-----					
Bank Account Number			-----					
Collection Depositing Date			-----					
Transaction Type	Car/Jeep Count	Car/Jeep Amount (In.Rs.)	LCV Count	LCV Amount (In. Rs.)	Bus / Truck Count	Bus / Truck Amount (In.Rs.)	MAV (Multi Axle Vechicle)Count	MAV (Multi Axle Vechicle)Amount (In.Rs.)
1	2	3	4	5	6	7	8	9
Single Journey	0	0	747	44820	624	65520	480	60000
Return Pass Sales	0	0	494	44460	310	48825	225	42187.5
Return Pass Entry	0	0	494	0	310	0	225	0
Daily Pass Sales	0	0	381	57150	280	73500	155	48437.5
Daily Pass Return Entry	0	0	1224	0	1077	0	596	0
Monthly Pass Entry	0	0	0	0	0	0	0	0
Discount Coupons Sales 50%	0	0	0	0	0	0	0	0
Discount Coupons Sales 25%	0	0	0	0	0	0	0	0
MSRTC BUS Exempted Entry	0	0	0	0	1830	0	0	0
SCHOOL BUS Exempted Entry	0	0	0	0	1698	0	0	0
Government Exempted	0	0	132	0	161	0	28	0
Political parties vehicles Traffic count	0	0	1503	0	581	0	591	0
Plaza to plaza Exempted within 6 hours	0	0	237	0	276	0	255	0
Violation Entry	0	0	0	0	0	0	0	0
Total Tollable Vechicle Count							8390	
Total NONTollable Vechicle Count							6524	
Total Vehicle Count							14,914.00	
Total Vehicle Amount							4,84,900.00	
Total Discount Sales								
Total Pass Sales							-	
Total Daily Collection							4,84,900.00	



**Fastgo Infra Pvt.Ltd. And JV
Nagpur IRDP Toll
Daily Tollable & NON Tollable Traffic Count And Revenue Entry Details
(Count'd)**

Date		06-12-2025		
Section Name		Nagpur IRDP		
Bank Name Where Cash Depositing		-----		
Bank Account Number		-----		
Collection Depositing Date		-----		
Transaction Type	Car/Jeep Count	LCV Count	Bus / Truck Count	MAV (Multi Axle Vehicle)Count
Single Journey	0	747	624	480
Return Pass Sales	0	494	310	225
Return Pass Entry	0	494	310	225
Daily Pass Sales	0	381	280	155
Daily Pass Return Entry	0	1224	1077	596
Discount Coupons Entry	0	0	0	0
Monthly Pass Entry	0	0	0	0
MSRTC BUS Exempted Entry	0	0	1830	0
SCHOOL BUS Exempted Entry	0	0	1698	0
Government Exempted	0	132	161	28
Political parties vehicles Traffic	0	1503	581	591
Plaza to plaza Exempted within 6	0	237	276	255
Violation Entry	0	0	0	0
			Total Tollable Vehicle Count	8,390
			Total NONTollable Vehicle Count	6,524
			Total Vehicle Count	14,914
			Total Vehicle Amount	4,84,900.00
			Total Discount Sales	-
			Total Pass Sales	-
			Total Daily Collection	4,84,900.00

**Fastgo Infra Pvt.Ltd. And JV
Nagpur IRDP Toll
Daily Tollable & NON Tollable Traffic Count And Revenue Entry Details**

Date			07-12-2025					
Section Name			Nagpur IRDP					
Bank Name Where Cash Depositing			-----					
Bank Account Number			-----					
Collection Depositing Date			-----					
Transaction Type	Car/Jeep Count	Car/Jeep Amount (In.Rs.)	LCV Count	LCV Amount (In. Rs.)	Bus / Truck Count	Bus / Truck Amount (In.Rs.)	MAV (Multi Axle Vechicle)Count	MAV (Multi Axle Vechicle)Amount (In.Rs.)
1	2	3	4	5	6	7	8	9
Single Journey	0	0	447	26820	463	48615	383	47875
Return Pass Sales	0	0	296	26640	231	36382.5	179	33562.5
Return Pass Entry	0	0	296	0	231	0	179	0
Daily Pass Sales	0	0	229	34350	208	54600	124	38750
Daily Pass Return Entry	0	0	1157	0	1096	0	741	0
Monthly Pass Entry	0	0	0	0	0	0	0	0
Discount Coupons Sales 50%	0	0	0	0	0	0	0	0
Discount Coupons Sales 25%	0	0	0	0	0	0	0	0
MSRTC BUS Exempted Entry	0	0	0	0	1785	0	0	0
SCHOOL BUS Exempted Entry	0	0	0	0	0	0	0	0
Government Exempted	0	0	95	0	158	0	29	0
Political parties vehicles Traffic count	0	0	1754	0	564	0	707	0
Plaza to plaza Exempted within 6 hours	0	0	241	0	278	0	200	0
Violation Entry	0	0	0	0	0	0	0	0
						Total Tollable Vechicle Count	6979	
						Total NONTollable Vechicle Count	5092	
						Total Vechicle Count	12,071.00	
						Total Vechicle Amount	3,47,595.00	
						Total Discount Sales		
						Total Pass Sales	-	
						Total Daily Collection	3,47,595.00	

**Fastgo Infra Pvt.Ltd. And JV
Nagpur IRDP Toll
Daily Tollable & NON Tollable Traffic Count And Revenue Entry Details
(Count'd)**

Date		07-12-2025		
Section Name		Nagpur IRDP		
Bank Name Where Cash Depositing		-----		
Bank Account Number		-----		
Collection Depositing Date		-----		
Transaction Type	Car/Jeep Count	LCV Count	Bus / Truck Count	MAV (Multi Axle Vehicle)Count
Single Journey	0	447	463	383
Return Pass Sales	0	296	231	179
Return Pass Entry	0	296	231	179
Daily Pass Sales	0	229	208	124
Daily Pass Return Entry	0	1157	1096	741
Discount Coupons Entry	0	0	0	0
Monthly Pass Entry	0	0	0	0
MSRTC BUS Exempted Entry	0	0	1785	0
SCHOOL BUS Exempted Entry	0	0	0	0
Government Exempted	0	95	158	29
Political parties vehicles Traffic	0	1754	564	707
Plaza to plaza Exempted within 6	0	241	278	200
Violation Entry	0	0	0	0
			Total Tollable Vehicle Count	6,979
			Total NONTollable Vehicle Count	5,092
			Total Vehicle Count	12,071
			Total Vehicle Amount	3,47,595.00
			Total Discount Sales	-
			Total Pass Sales	-
			Total Daily Collection	3,47,595.00




**Fastgo Infra Pvt.Ltd. And JV
Nagpur IRDP Toll
Daily Tollable & NON Tollable Traffic Count And Revenue Entry Details**

Date			08-12-2025					
Section Name			Nagpur IRDP					
Bank Name Where Cash Depositing			-----					
Bank Account Number			-----					
Collection Depositing Date			-----					
Transaction Type	Car/Jeep Count	Car/Jeep Amount (In.Rs.)	LCV Count	LCV Amount (In. Rs.)	Bus / Truck Count	Bus / Truck Amount (In.Rs.)	MAV (Multi Axle Vechicle)Count	MAV (Multi Axle Vechicle)Amount (In.Rs.)
1	2	3	4	5	6	7	8	9
Single Journey	0	0	616	36960	569	59745	418	52250
Return Pass Sales	0	0	407	36630	285	44887.5	195	36562.5
Return Pass Entry	0	0	407	0	285	0	195	0
Daily Pass Sales	0	0	315	47250	255	66937.5	136	42500
Daily Pass Return Entry	0	0	1154	0	1110	0	528	0
Monthly Pass Entry	0	0	0	0	0	0	0	0
Discount Coupons Sales 50%	0	0	0	0	0	0	0	0
Discount Coupons Sales 25%	0	0	0	0	0	0	0	0
MSRTC BUS Exempted Entry	0	0	0	0	1729	0	0	0
SCHOOL BUS Exempted Entry	0	0	0	0	1709	0	0	0
Government Exempted	0	0	109	0	146	0	27	0
Political parties vehicles Traffic count	0	0	1413	0	593	0	376	0
Plaza to plaza Exempted within 6 hours	0	0	230	0	278	0	214	0
Violation Entry	0	0	0	0	0	0	0	0
						Total Tollable Vechicle Count	7597	
						Total NONTollable Vechicle Count	6102	
						Total Vehicle Count	13,699.00	
						Total Vehicle Amount	4,23,722.50	
						Total Discount Sales		
						Total Pass Sales	-	
						Total Daily Collection	4,23,722.50	



**Fastgo Infra Pvt.Ltd. And JV
Nagpur IRDP Toll
Daily Tollable & NON Tollable Traffic Count And Revenue Entry Details
(Count'd)**


Date		08-12-2025		
Section Name		Nagpur IRDP		
Bank Name Where Cash Depositing		-----		
Bank Account Number		-----		
Collection Depositing Date		-----		
Transaction Type	Car/Jeep Count	LCV Count	Bus / Truck Count	MAV (Multi Axle Vehicle)Count
Single Journey	0	616	569	418
Return Pass Sales	0	407	285	195
Return Pass Entry	0	407	285	195
Daily Pass Sales	0	315	255	136
Daily Pass Return Entry	0	1154	1110	528
Discount Coupons Entry	0	0	0	0
Monthly Pass Entry	0	0	0	0
MSRTC BUS Exempted Entry	0	0	1729	0
SCHOOL BUS Exempted Entry	0	0	1709	0
Government Exempted	0	109	146	27
Political parties vehicles Traffic	0	1413	593	376
Plaza to plaza Exempted within 6	0	230	278	214
Violation Entry	0	0	0	0
			Total Tollable Vehicle Count	7,597
			Total NONTollable Vehicle Count	6,102
			Total Vehicle Count	13,699
			Total Vehicle Amount	4,23,722.50
			Total Discount Sales	-
			Total Pass Sales	-
			Total Daily Collection	4,23,722.50

**Fastgo Infra Pvt.Ltd. And JV
Nagpur IRDP Toll
Daily Tollable & NON Tollable Traffic Count And Revenue Entry Details**

Date			09-12-2025					
Section Name			Nagpur IRDP					
Bank Name Where Cash Depositing			-----					
Bank Account Number			-----					
Collection Depositing Date			-----					
Transaction Type	Car/Jeep Count	Car/Jeep Amount (In.Rs.)	LCV Count	LCV Amount (In. Rs.)	Bus / Truck Count	Bus / Truck Amount (In.Rs.)	MAV (Multi Axle Vechicle)Count	MAV (Multi Axle Vechicle)Amount (In.Rs.)
1	2	3	4	5	6	7	8	9
Single Journey	0	0	685	41100	608	63840	465	58125
Return Pass Sales	0	0	454	40860	304	47880	218	40875
Return Pass Entry	0	0	454	0	304	0	218	0
Daily Pass Sales	0	0	349	52350	273	71662.5	149	46562.5
Daily Pass Return Entry	0	0	1389	0	1076	0	602	0
Monthly Pass Entry	0	0	0	0	0	0	0	0
Discount Coupons Sales 50%	0	0	0	0	0	0	0	0
Discount Coupons Sales 25%	0	0	0	0	0	0	0	0
MSRTC BUS Exempted Entry	0	0	0	0	1876	0	0	0
SCHOOL BUS Exempted Entry	0	0	0	0	1558	0	0	0
Government Exempted	0	0	131	0	152	0	32	0
Political parties vehicles Traffic count	0	0	1503	0	631	0	486	0
Plaza to plaza Exempted within 6 hours	0	0	236	0	297	0	238	0
Violation Entry	0	0	0	0	0	0	0	0
Total Tollable Vechicle Count							8319	
Total NONTollable Vechicle Count							6369	
Total Vehicle Count							14,688.00	
Total Vehicle Amount							4,63,255.00	
Total Discount Sales								
Total Pass Sales							-	
Total Daily Collection							4,63,255.00	



**Fastgo Infra Pvt.Ltd. And JV
Nagpur IRDP Toll
Daily Tollable & NON Tollable Traffic Count And Revenue Entry Details
(Count'd)**


Date		09-12-2025		
Section Name		Nagpur IRDP		
Bank Name Where Cash Depositing		-----		
Bank Account Number		-----		
Collection Depositing Date		-----		
Transaction Type	Car/Jeep Count	LCV Count	Bus / Truck Count	MAV (Multi Axle Vehicle)Count
Single Journey	0	685	608	465
Return Pass Sales	0	454	304	218
Return Pass Entry	0	454	304	218
Daily Pass Sales	0	349	273	149
Daily Pass Return Entry	0	1389	1076	602
Discount Coupons Entry	0	0	0	0
Monthly Pass Entry	0	0	0	0
MSRTC BUS Exempted Entry	0	0	1876	0
SCHOOL BUS Exempted Entry	0	0	1558	0
Government Exempted	0	131	152	32
Political parties vehicles Traffic	0	1503	631	486
Plaza to plaza Exempted within 6	0	236	297	238
Violation Entry	0	0	0	0
			Total Tollable Vehicle Count	8,319
			Total NONTollable Vehicle Count	6,369
			Total Vehicle Count	14,688
			Total Vehicle Amount	4,63,255.00
			Total Discount Sales	-
			Total Pass Sales	-
			Total Daily Collection	4,63,255.00

**Fastgo Infra Pvt.Ltd. And JV
Nagpur IRDP Toll
Daily Tollable & NON Tollable Traffic Count And Revenue Entry Details**

Date			10-12-2025					
Section Name			Nagpur IRDP					
Bank Name Where Cash Depositing			-----					
Bank Account Number			-----					
Collection Depositing Date			-----					
Transaction Type	Car/Jeep Count	Car/Jeep Amount (In.Rs.)	LCV Count	LCV Amount (In. Rs.)	Bus / Truck Count	Bus / Truck Amount (In.Rs.)	MAV (Multi Axle Vechicle)Count	MAV (Multi Axle Vechicle)Amount (In.Rs.)
1	2	3	4	5	6	7	8	9
Single Journey	0	0	620	37200	518	54390	417	52125
Return Pass Sales	0	0	409	36810	259	40792.5	195	36562.5
Return Pass Entry	0	0	409	0	259	0	195	0
Daily Pass Sales	0	0	315	47250	233	61162.5	133	41562.5
Daily Pass Return Entry	0	0	1107	0	1109	0	481	0
Monthly Pass Entry	0	0	0	0	0	0	0	0
Discount Coupons Sales 50%	0	0	0	0	0	0	0	0
Discount Coupons Sales 25%	0	0	0	0	0	0	0	0
MSRTC BUS Exempted Entry	0	0	0	0	1610	0	0	0
SCHOOL BUS Exempted Entry	0	0	0	0	1546	0	0	0
Government Exempted	0	0	99	0	144	0	24	0
Political parties vehicles Traffic count	0	0	1313	0	575	0	545	0
Plaza to plaza Exempted within 6 hours	0	0	229	0	275	0	139	0
Violation Entry	0	0	0	0	0	0	0	0
Total Tollable Vechicle Count							7302	
Total NONTollable Vechicle Count							5856	
Total Vehicle Count							13,158.00	
Total Vehicle Amount							4,07,855.00	
Total Discount Sales								
Total Pass Sales							-	
Total Daily Collection							4,07,855.00	



**Fastgo Infra Pvt.Ltd. And JV
Nagpur IRDP Toll
Daily Tollable & NON Tollable Traffic Count And Revenue Entry Details
(Count'd)**


Date		10-12-2025		
Section Name		Nagpur IRDP		
Bank Name Where Cash Depositing		-----		
Bank Account Number		-----		
Collection Depositing Date		-----		
Transaction Type	Car/Jeep Count	LCV Count	Bus / Truck Count	MAV (Multi Axle Vehicle)Count
Single Journey	0	620	518	417
Return Pass Sales	0	409	259	195
Return Pass Entry	0	409	259	195
Daily Pass Sales	0	315	233	133
Daily Pass Return Entry	0	1107	1109	481
Discount Coupons Entry	0	0	0	0
Monthly Pass Entry	0	0	0	0
MSRTC BUS Exempted Entry	0	0	1610	0
SCHOOL BUS Exempted Entry	0	0	1546	0
Government Exempted	0	99	144	24
Political parties vehicles Traffic	0	1313	575	545
Plaza to plaza Exempted within 6	0	229	275	139
Violation Entry	0	0	0	0
			Total Tollable Vehicle Count	7,302
			Total NONTollable Vehicle Count	5,856
			Total Vehicle Count	13,158
			Total Vehicle Amount	4,07,855.00
			Total Discount Sales	-
			Total Pass Sales	-
			Total Daily Collection	4,07,855.00

**Fastgo Infra Pvt.Ltd. And JV
Nagpur IRDP Toll
Daily Tollable & NON Tollable Traffic Count And Revenue Entry Details**

Date			11-12-2025					
Section Name			Nagpur IRDP					
Bank Name Where Cash Depositing			-----					
Bank Account Number			-----					
Collection Depositing Date			-----					
Transaction Type	Car/Jeep Count	Car/Jeep Amount (In.Rs.)	LCV Count	LCV Amount (In. Rs.)	Bus / Truck Count	Bus / Truck Amount (In.Rs.)	MAV (Multi Axle Vechicle)Count	MAV (Multi Axle Vechicle)Amount (In.Rs.)
1	2	3	4	5	6	7	8	9
Single Journey	0	0	612	36720	588	61740	495	61875
Return Pass Sales	0	0	405	36450	294	46305	233	43687.5
Return Pass Entry	0	0	405	0	294	0	233	0
Daily Pass Sales	0	0	311	46650	264	69300	160	50000
Daily Pass Return Entry	0	0	1330	0	1053	0	612	0
Monthly Pass Entry	0	0	0	0	0	0	0	0
Discount Coupons Sales 50%	0	0	0	0	0	0	0	0
Discount Coupons Sales 25%	0	0	0	0	0	0	0	0
MSRTC BUS Exempted Entry	0	0	0	0	1928	0	0	0
SCHOOL BUS Exempted Entry	0	0	0	0	1465	0	0	0
Government Exempted	0	0	126	0	154	0	31	0
Political parties vehicles Traffic count	0	0	1544	0	649	0	500	0
Plaza to plaza Exempted within 6 hours	0	0	242	0	305	0	224	0
Violation Entry	0	0	0	0	0	0	0	0
Total Tollable Vechicle Count							8060	
Total NONTollable Vechicle Count							6397	
Total Vehicle Count							14,457.00	
Total Vehicle Amount							4,52,727.50	
Total Discount Sales								
Total Pass Sales							-	
Total Daily Collection							4,52,727.50	



**Fastgo Infra Pvt.Ltd. And JV
Nagpur IRDP Toll
Daily Tollable & NON Tollable Traffic Count And Revenue Entry Details
(Count'd)**


Date		11-12-2025		
Section Name		Nagpur IRDP		
Bank Name Where Cash Depositing		-----		
Bank Account Number		-----		
Collection Depositing Date		-----		
Transaction Type	Car/Jeep Count	LCV Count	Bus / Truck Count	MAV (Multi Axle Vehicle)Count
Single Journey	0	612	588	495
Return Pass Sales	0	405	294	233
Return Pass Entry	0	405	294	233
Daily Pass Sales	0	311	264	160
Daily Pass Return Entry	0	1330	1053	612
Discount Coupons Entry	0	0	0	0
Monthly Pass Entry	0	0	0	0
MSRTC BUS Exempted Entry	0	0	1928	0
SCHOOL BUS Exempted Entry	0	0	1465	0
Government Exempted	0	126	154	31
Political parties vehicles Traffic	0	1544	649	500
Plaza to plaza Exempted within 6	0	242	305	224
Violation Entry	0	0	0	0
			Total Tollable Vehicle Count	8,060
			Total NONTollable Vehicle Count	6,397
			Total Vehicle Count	14,457
			Total Vehicle Amount	4,52,727.50
			Total Discount Sales	-
			Total Pass Sales	-
			Total Daily Collection	4,52,727.50

**Fastgo Infra Pvt.Ltd. And JV
Nagpur IRDP Toll
Daily Tollable & NON Tollable Traffic Count And Revenue Entry Details**


Date			12-12-2025					
Section Name			Nagpur IRDP					
Bank Name Where Cash Depositing			-----					
Bank Account Number			-----					
Collection Depositing Date			-----					
Transaction Type	Car/Jeep Count	Car/Jeep Amount (In.Rs.)	LCV Count	LCV Amount (In. Rs.)	Bus / Truck Count	Bus / Truck Amount (In.Rs.)	MAV (Multi Axle Vechicle)Count	MAV (Multi Axle Vechicle)Amount (In.Rs.)
1	2	3	4	5	6	7	8	9
Single Journey	0	0	649	38940	606	63630	466	58250
Return Pass Sales	0	0	429	38610	303	47722.5	219	41062.5
Return Pass Entry	0	0	429	0	303	0	219	0
Daily Pass Sales	0	0	332	49800	272	71400	149	46562.5
Daily Pass Return Entry	0	0	1290	0	980	0	574	0
Monthly Pass Entry	0	0	0	0	0	0	0	0
Discount Coupons Sales 50%	0	0	0	0	0	0	0	0
Discount Coupons Sales 25%	0	0	0	0	0	0	0	0
MSRTC BUS Exempted Entry	0	0	0	0	1870	0	0	0
SCHOOL BUS Exempted Entry	0	0	0	0	1550	0	0	0
Government Exempted	0	0	130	0	149	0	32	0
Political parties vehicles Traffic count	0	0	1498	0	629	0	485	0
Plaza to plaza Exempted within 6 hours	0	0	235	0	296	0	217	0
Violation Entry	0	0	0	0	0	0	0	0
Total Tollable Vechicle Count							7968	
Total NONTollable Vechicle Count							6343	
Total Vehicle Count							14,311.00	
Total Vehicle Amount							4,55,977.50	
Total Discount Sales								
Total Pass Sales							-	
Total Daily Collection							4,55,977.50	




**Fastgo Infra Pvt.Ltd. And JV
Nagpur IRDP Toll
Daily Tollable & NON Tollable Traffic Count And Revenue Entry Details
(Count'd)**

Date		12-12-2025		
Section Name		Nagpur IRDP		
Bank Name Where Cash Depositing		-----		
Bank Account Number		-----		
Collection Depositing Date		-----		
Transaction Type	Car/Jeep Count	LCV Count	Bus / Truck Count	MAV (Multi Axle Vehicle)Count
Single Journey	0	649	606	466
Return Pass Sales	0	429	303	219
Return Pass Entry	0	429	303	219
Daily Pass Sales	0	332	272	149
Daily Pass Return Entry	0	1290	980	574
Discount Coupons Entry	0	0	0	0
Monthly Pass Entry	0	0	0	0
MSRTC BUS Exempted Entry	0	0	1870	0
SCHOOL BUS Exempted Entry	0	0	1550	0
Government Exempted	0	130	149	32
Political parties vehicles Traffic	0	1498	629	485
Plaza to plaza Exempted within 6	0	235	296	217
Violation Entry	0	0	0	0
			Total Tollable Vehicle Count	7,968
			Total NONTollable Vehicle Count	6,343
			Total Vehicle Count	14,311
			Total Vehicle Amount	4,55,977.50
			Total Discount Sales	-
			Total Pass Sales	-
			Total Daily Collection	4,55,977.50

**Fastgo Infra Pvt.Ltd. And JV
Nagpur IRDP Toll
Daily Tollable & NON Tollable Traffic Count And Revenue Entry Details**

Date			13-12-2025					
Section Name			Nagpur IRDP					
Bank Name Where Cash Depositing			-----					
Bank Account Number			-----					
Collection Depositing Date			-----					
Transaction Type	Car/Jeep Count	Car/Jeep Amount (In.Rs.)	LCV Count	LCV Amount (In. Rs.)	Bus / Truck Count	Bus / Truck Amount (In.Rs.)	MAV (Multi Axle Vechicle)Count	MAV (Multi Axle Vechicle)Amount (In.Rs.)
1	2	3	4	5	6	7	8	9
Single Journey	0	0	711	42660	617	64785	498	62250
Return Pass Sales	0	0	470	42300	310	48825	233	43687.5
Return Pass Entry	0	0	470	0	310	0	233	0
Daily Pass Sales	0	0	362	54300	278	72975	160	50000
Daily Pass Return Entry	0	0	1394	0	1083	0	576	0
Monthly Pass Entry	0	0	0	0	0	0	0	0
Discount Coupons Sales 50%	0	0	0	0	0	0	0	0
Discount Coupons Sales 25%	0	0	0	0	0	0	0	0
MSRTC BUS Exempted Entry	0	0	0	0	1762	0	0	0
SCHOOL BUS Exempted Entry	0	0	0	0	1451	0	0	0
Government Exempted	0	0	120	0	145	0	27	0
Political parties vehicles Traffic count	0	0	1497	0	680	0	439	0
Plaza to plaza Exempted within 6 hours	0	0	236	0	313	0	234	0
Violation Entry	0	0	0	0	0	0	0	0
						Total Tollable Vechicle Count	8488	
						Total NONTollable Vechicle Count	6121	
						Total Vechicle Count	14,609.00	
						Total Vechicle Amount	4,81,782.50	
						Total Discount Sales		
						Total Pass Sales	-	
						Total Daily Collection	4,81,782.50	

**Fastgo Infra Pvt.Ltd. And JV
Nagpur IRDP Toll
Daily Tollable & NON Tollable Traffic Count And Revenue Entry Details
(Count'd)**


Date		13-12-2025		
Section Name		Nagpur IRDP		
Bank Name Where Cash Depositing		-----		
Bank Account Number		-----		
Collection Depositing Date		-----		
Transaction Type	Car/Jeep Count	LCV Count	Bus / Truck Count	MAV (Multi Axle Vehicle)Count
Single Journey	0	711	617	498
Return Pass Sales	0	470	310	233
Return Pass Entry	0	470	310	233
Daily Pass Sales	0	362	278	160
Daily Pass Return Entry	0	1394	1083	576
Discount Coupons Entry	0	0	0	0
Monthly Pass Entry	0	0	0	0
MSRTC BUS Exempted Entry	0	0	1762	0
SCHOOL BUS Exempted Entry	0	0	1451	0
Government Exempted	0	120	145	27
Political parties vehicles Traffic	0	1497	680	439
Plaza to plaza Exempted within 6	0	236	313	234
Violation Entry	0	0	0	0
			Total Tollable Vehicle Count	8,488
			Total NONTollable Vehicle Count	6,121
			Total Vehicle Count	14,609
			Total Vehicle Amount	4,81,782.50
			Total Discount Sales	-
			Total Pass Sales	-
			Total Daily Collection	4,81,782.50

**Fastgo Infra Pvt.Ltd. And JV
Nagpur IRDP Toll
Daily Tollable & NON Tollable Traffic Count And Revenue Entry Details**


Date			14-12-2025					
Section Name			Nagpur IRDP					
Bank Name Where Cash Depositing			-----					
Bank Account Number			-----					
Collection Depositing Date			-----					
Transaction Type	Car/Jeep Count	Car/Jeep Amount (In.Rs.)	LCV Count	LCV Amount (In. Rs.)	Bus / Truck Count	Bus / Truck Amount (In.Rs.)	MAV (Multi Axle Vechicle)Count	MAV (Multi Axle Vechicle)Amount (In.Rs.)
1	2	3	4	5	6	7	8	9
Single Journey	0	0	438	26280	440	46200	369	46125
Return Pass Sales	0	0	288	25920	220	34650	173	32437.5
Return Pass Entry	0	0	288	0	220	0	173	0
Daily Pass Sales	0	0	223	33450	199	52237.5	118	36875
Daily Pass Return Entry	0	0	1147	0	1076	0	587	0
Monthly Pass Entry	0	0	0	0	0	0	0	0
Discount Coupons Sales 50%	0	0	0	0	0	0	0	0
Discount Coupons Sales 25%	0	0	0	0	0	0	0	0
MSRTC BUS Exempted Entry	0	0	0	0	1606	0	0	0
SCHOOL BUS Exempted Entry	0	0	0	0	0	0	0	0
Government Exempted	0	0	116	0	125	0	29	0
Political parties vehicles Traffic count	0	0	1157	0	629	0	395	0
Plaza to plaza Exempted within 6 hours	0	0	239	0	263	0	193	0
Violation Entry	0	0	0	0	0	0	0	0
Total Tollable Vechicle Count							6654	
Total NONTollable Vechicle Count							4057	
Total Vehicle Count							10,711.00	
Total Vehicle Amount							3,34,175.00	
Total Discount Sales								
Total Pass Sales							-	
Total Daily Collection							3,34,175.00	




**Fastgo Infra Pvt.Ltd. And JV
Nagpur IRDP Toll
Daily Tollable & NON Tollable Traffic Count And Revenue Entry Details
(Count'd)**

Date		14-12-2025		
Section Name		Nagpur IRDP		
Bank Name Where Cash Depositing		-----		
Bank Account Number		-----		
Collection Depositing Date		-----		
Transaction Type	Car/Jeep Count	LCV Count	Bus / Truck Count	MAV (Multi Axle Vehicle)Count
Single Journey	0	438	440	369
Return Pass Sales	0	288	220	173
Return Pass Entry	0	288	220	173
Daily Pass Sales	0	223	199	118
Daily Pass Return Entry	0	1147	1076	587
Discount Coupons Entry	0	0	0	0
Monthly Pass Entry	0	0	0	0
MSRTC BUS Exempted Entry	0	0	1606	0
SCHOOL BUS Exempted Entry	0	0	0	0
Government Exempted	0	116	125	29
Political parties vehicles Traffic	0	1157	629	395
Plaza to plaza Exempted within 6	0	239	263	193
Violation Entry	0	0	0	0
			Total Tollable Vehicle Count	6,654
			Total NONTollable Vehicle Count	4,057
			Total Vehicle Count	10,711
			Total Vehicle Amount	3,34,175.00
			Total Discount Sales	-
			Total Pass Sales	-
			Total Daily Collection	3,34,175.00


**Fastgo Infra Pvt.Ltd. And JV
Nagpur IRDP Toll
Daily Tollable & NON Tollable Traffic Count And Revenue Entry Details**

Date			15-12-2025					
Section Name			Nagpur IRDP					
Bank Name Where Cash Depositing			-----					
Bank Account Number			-----					
Collection Depositing Date			-----					
Transaction Type	Car/Jeep Count	Car/Jeep Amount (In.Rs.)	LCV Count	LCV Amount (In. Rs.)	Bus / Truck Count	Bus / Truck Amount (In.Rs.)	MAV (Multi Axle Vechicle)Count	MAV (Multi Axle Vechicle)Amount (In.Rs.)
1	2	3	4	5	6	7	8	9
Single Journey	0	0	676	40560	615	64575	432	54000
Return Pass Sales	0	0	447	40230	307	48352.5	203	38062.5
Return Pass Entry	0	0	447	0	307	0	203	0
Daily Pass Sales	0	0	345	51750	276	72450	139	43437.5
Daily Pass Return Entry	0	0	1303	0	1073	0	600	0
Monthly Pass Entry	0	0	0	0	0	0	0	0
Discount Coupons Sales 50%	0	0	0	0	0	0	0	0
Discount Coupons Sales 25%	0	0	0	0	0	0	0	0
MSRTC BUS Exempted Entry	0	0	0	0	1589	0	0	0
SCHOOL BUS Exempted Entry	0	0	0	0	1830	0	0	0
Government Exempted	0	0	143	0	160	0	38	0
Political parties vehicles Traffic count	0	0	1513	0	636	0	490	0
Plaza to plaza Exempted within 6 hours	0	0	237	0	299	0	219	0
Violation Entry	0	0	0	0	0	0	0	0
						Total Tollable Vechicle Count	8128	
						Total NONTollable Vechicle Count	6399	
						Total Vechicle Count	14,527.00	
						Total Vechicle Amount	4,53,417.50	
						Total Discount Sales		
						Total Pass Sales	-	
						Total Daily Collection	4,53,417.50	


**Fastgo Infra Pvt.Ltd. And JV
Nagpur IRDP Toll
Daily Tollable & NON Tollable Traffic Count And Revenue Entry Details
(Count'd)**

Date		15-12-2025		
Section Name		Nagpur IRDP		
Bank Name Where Cash Depositing		-----		
Bank Account Number		-----		
Collection Depositing Date		-----		
Transaction Type	Car/Jeep Count	LCV Count	Bus / Truck Count	MAV (Multi Axle Vehicle)Count
Single Journey	0	676	615	432
Return Pass Sales	0	447	307	203
Return Pass Entry	0	447	307	203
Daily Pass Sales	0	345	276	139
Daily Pass Return Entry	0	1303	1073	600
Discount Coupons Entry	0	0	0	0
Monthly Pass Entry	0	0	0	0
MSRTC BUS Exempted Entry	0	0	1589	0
SCHOOL BUS Exempted Entry	0	0	1830	0
Government Exempted	0	143	160	38
Political parties vehicles Traffic	0	1513	636	490
Plaza to plaza Exempted within 6	0	237	299	219
Violation Entry	0	0	0	0
			Total Tollable Vehicle Count	8,128
			Total NONTollable Vehicle Count	6,399
			Total Vehicle Count	14,527
			Total Vehicle Amount	4,53,417.50
			Total Discount Sales	-
			Total Pass Sales	-
			Total Daily Collection	4,53,417.50


**Fastgo Infra Pvt.Ltd. And JV
Nagpur IRDP Toll
Daily Tollable & NON Tollable Traffic Count And Revenue Entry Details**

Date			16-12-2025					
Section Name			Nagpur IRDP					
Bank Name Where Cash Depositing			-----					
Bank Account Number			-----					
Collection Depositing Date			-----					
Transaction Type	Car/Jeep Count	Car/Jeep Amount (In.Rs.)	LCV Count	LCV Amount (In. Rs.)	Bus / Truck Count	Bus / Truck Amount (In.Rs.)	MAV (Multi Axle Vechicle)Count	MAV (Multi Axle Vechicle)Amount (In.Rs.)
1	2	3	4	5	6	7	8	9
Single Journey	0	0	662	39720	583	61215	458	57250
Return Pass Sales	0	0	437	39330	292	45990	215	40312.5
Return Pass Entry	0	0	437	0	292	0	215	0
Daily Pass Sales	0	0	337	50550	262	68775	148	46250
Daily Pass Return Entry	0	0	1345	0	1047	0	619	0
Monthly Pass Entry	0	0	0	0	0	0	0	0
Discount Coupons Sales 50%	0	0	0	0	0	0	0	0
Discount Coupons Sales 25%	0	0	0	0	0	0	0	0
MSRTC BUS Exempted Entry	0	0	0	0	1949	0	0	0
SCHOOL BUS Exempted Entry	0	0	0	0	1648	0	0	0
Government Exempted	0	0	136	0	156	0	34	0
Political parties vehicles Traffic count	0	0	1561	0	656	0	505	0
Plaza to plaza Exempted within 6 hours	0	0	245	0	308	0	226	0
Violation Entry	0	0	0	0	0	0	0	0
						Total Tollable Vechicle Count	8128	
						Total NONTollable Vechicle Count	6645	
						Total Vehicle Count	14,773.00	
						Total Vehicle Amount	4,49,392.50	
						Total Discount Sales		
						Total Pass Sales	-	
						Total Daily Collection	4,49,392.50	


**Fastgo Infra Pvt.Ltd. And JV
Nagpur IRDP Toll
Daily Tollable & NON Tollable Traffic Count And Revenue Entry Details
(Count'd)**

Date		16-12-2025		
Section Name		Nagpur IRDP		
Bank Name Where Cash Depositing		-----		
Bank Account Number		-----		
Collection Depositing Date		-----		
Transaction Type	Car/Jeep Count	LCV Count	Bus / Truck Count	MAV (Multi Axle Vehicle)Count
Single Journey	0	662	583	458
Return Pass Sales	0	437	292	215
Return Pass Entry	0	437	292	215
Daily Pass Sales	0	337	262	148
Daily Pass Return Entry	0	1345	1047	619
Discount Coupons Entry	0	0	0	0
Monthly Pass Entry	0	0	0	0
MSRTC BUS Exempted Entry	0	0	1949	0
SCHOOL BUS Exempted Entry	0	0	1648	0
Government Exempted	0	136	156	34
Political parties vehicles Traffic	0	1561	656	505
Plaza to plaza Exempted within 6	0	245	308	226
Violation Entry	0	0	0	0
			Total Tollable Vehicle Count	8,128
			Total NONTollable Vehicle Count	6,645
			Total Vehicle Count	14,773
			Total Vehicle Amount	4,49,392.50
			Total Discount Sales	-
			Total Pass Sales	-
			Total Daily Collection	4,49,392.50

**Fastgo Infra Pvt.Ltd. And JV
Nagpur IRDP Toll
Daily Tollable & NON Tollable Traffic Count And Revenue Entry Details**

Date			17-12-2025					
Section Name			Nagpur IRDP					
Bank Name Where Cash Depositing			-----					
Bank Account Number			-----					
Collection Depositing Date			-----					
Transaction Type	Car/Jeep Count	Car/Jeep Amount (In.Rs.)	LCV Count	LCV Amount (In. Rs.)	Bus / Truck Count	Bus / Truck Amount (In.Rs.)	MAV (Multi Axle Vechicle)Count	MAV (Multi Axle Vechicle)Amount (In.Rs.)
1	2	3	4	5	6	7	8	9
Single Journey	0	0	600	36000	535	56175	440	55000
Return Pass Sales	0	0	395	35550	269	42367.5	207	38812.5
Return Pass Entry	0	0	395	0	269	0	207	0
Daily Pass Sales	0	0	306	45900	240	63000	141	44062.5
Daily Pass Return Entry	0	0	1264	0	1019	0	536	0
Monthly Pass Entry	0	0	0	0	0	0	0	0
Discount Coupons Sales 50%	0	0	0	0	0	0	0	0
Discount Coupons Sales 25%	0	0	0	0	0	0	0	0
MSRTC BUS Exempted Entry	0	0	0	0	1691	0	0	0
SCHOOL BUS Exempted Entry	0	0	0	0	1621	0	0	0
Government Exempted	0	0	154	0	146	0	25	0
Political parties vehicles Traffic count	0	0	1423	0	694	0	376	0
Plaza to plaza Exempted within 6 hours	0	0	212	0	259	0	168	0
Violation Entry	0	0	0	0	0	0	0	0
						Total Tollable Vechicle Count	7462	
						Total NONTollable Vechicle Count	6130	
						Total Vechicle Count	13,592.00	
						Total Vechicle Amount	4,16,867.50	
						Total Discount Sales		
						Total Pass Sales	-	
						Total Daily Collection	4,16,867.50	

**Fastgo Infra Pvt.Ltd. And JV
Nagpur IRDP Toll
Daily Tollable & NON Tollable Traffic Count And Revenue Entry Details
(Count'd)**


Date		17-12-2025		
Section Name		Nagpur IRDP		
Bank Name Where Cash Depositing		-----		
Bank Account Number		-----		
Collection Depositing Date		-----		
Transaction Type	Car/Jeep Count	LCV Count	Bus / Truck Count	MAV (Multi Axle Vehicle)Count
Single Journey	0	600	535	440
Return Pass Sales	0	395	269	207
Return Pass Entry	0	395	269	207
Daily Pass Sales	0	306	240	141
Daily Pass Return Entry	0	1264	1019	536
Discount Coupons Entry	0	0	0	0
Monthly Pass Entry	0	0	0	0
MSRTC BUS Exempted Entry	0	0	1691	0
SCHOOL BUS Exempted Entry	0	0	1621	0
Government Exempted	0	154	146	25
Political parties vehicles Traffic	0	1423	694	376
Plaza to plaza Exempted within 6	0	212	259	168
Violation Entry	0	0	0	0
			Total Tollable Vehicle Count	7,462
			Total NONTollable Vehicle Count	6,130
			Total Vehicle Count	13,592
			Total Vehicle Amount	4,16,867.50
			Total Discount Sales	-
			Total Pass Sales	-
			Total Daily Collection	4,16,867.50

**Fastgo Infra Pvt.Ltd. And JV
Nagpur IRDP Toll
Daily Tollable & NON Tollable Traffic Count And Revenue Entry Details**

Date			18-12-2025					
Section Name			Nagpur IRDP					
Bank Name Where Cash Depositing			-----					
Bank Account Number			-----					
Collection Depositing Date			-----					
Transaction Type	Car/Jeep Count	Car/Jeep Amount (In.Rs.)	LCV Count	LCV Amount (In. Rs.)	Bus / Truck Count	Bus / Truck Amount (In.Rs.)	MAV (Multi Axle Vechicle)Count	MAV (Multi Axle Vechicle)Amount (In.Rs.)
1	2	3	4	5	6	7	8	9
Single Journey	0	0	666	39960	554	58170	439	54875
Return Pass Sales	0	0	440	39600	276	43470	207	38812.5
Return Pass Entry	0	0	440	0	276	0	207	0
Daily Pass Sales	0	0	340	51000	249	65362.5	141	44062.5
Daily Pass Return Entry	0	0	1303	0	1051	0	600	0
Monthly Pass Entry	0	0	0	0	0	0	0	0
Discount Coupons Sales 50%	0	0	0	0	0	0	0	0
Discount Coupons Sales 25%	0	0	0	0	0	0	0	0
MSRTC BUS Exempted Entry	0	0	0	0	1889	0	0	0
SCHOOL BUS Exempted Entry	0	0	0	0	1501	0	0	0
Government Exempted	0	0	132	0	151	0	33	0
Political parties vehicles Traffic count	0	0	1513	0	636	0	490	0
Plaza to plaza Exempted within 6 hours	0	0	237	0	299	0	219	0
Violation Entry	0	0	0	0	0	0	0	0
Total Tollable Vechicle Count							7944	
Total NONTollable Vechicle Count							6345	
Total Vehicle Count							14,289.00	
Total Vehicle Amount							4,35,312.50	
Total Discount Sales								
Total Pass Sales							-	
Total Daily Collection							4,35,312.50	



**Fastgo Infra Pvt.Ltd. And JV
Nagpur IRDP Toll
Daily Tollable & NON Tollable Traffic Count And Revenue Entry Details
(Count'd)**


Date		18-12-2025		
Section Name		Nagpur IRDP		
Bank Name Where Cash Depositing		-----		
Bank Account Number		-----		
Collection Depositing Date		-----		
Transaction Type	Car/Jeep Count	LCV Count	Bus / Truck Count	MAV (Multi Axle Vehicle)Count
Single Journey	0	666	554	439
Return Pass Sales	0	440	276	207
Return Pass Entry	0	440	276	207
Daily Pass Sales	0	340	249	141
Daily Pass Return Entry	0	1303	1051	600
Discount Coupons Entry	0	0	0	0
Monthly Pass Entry	0	0	0	0
MSRTC BUS Exempted Entry	0	0	1889	0
SCHOOL BUS Exempted Entry	0	0	1501	0
Government Exempted	0	132	151	33
Political parties vehicles Traffic	0	1513	636	490
Plaza to plaza Exempted within 6	0	237	299	219
Violation Entry	0	0	0	0
			Total Tollable Vehicle Count	7,944
			Total NONTollable Vehicle Count	6,345
			Total Vehicle Count	14,289
			Total Vehicle Amount	4,35,312.50
			Total Discount Sales	-
			Total Pass Sales	-
			Total Daily Collection	4,35,312.50

**Fastgo Infra Pvt.Ltd. And JV
Nagpur IRDP Toll
Daily Tollable & NON Tollable Traffic Count And Revenue Entry Details**


Date			19-12-2025					
Section Name			Nagpur IRDP					
Bank Name Where Cash Depositing			-----					
Bank Account Number			-----					
Collection Depositing Date			-----					
Transaction Type	Car/Jeep Count	Car/Jeep Amount (In.Rs.)	LCV Count	LCV Amount (In. Rs.)	Bus / Truck Count	Bus / Truck Amount (In.Rs.)	MAV (Multi Axle Vechicle)Count	MAV (Multi Axle Vechicle)Amount (In.Rs.)
1	2	3	4	5	6	7	8	9
Single Journey	0	0	595	35700	558	58590	434	54250
Return Pass Sales	0	0	393	35370	280	44100	203	38062.5
Return Pass Entry	0	0	393	0	280	0	203	0
Daily Pass Sales	0	0	303	45450	251	65887.5	139	43437.5
Daily Pass Return Entry	0	0	1404	0	1054	0	623	0
Monthly Pass Entry	0	0	0	0	0	0	0	0
Discount Coupons Sales 50%	0	0	0	0	0	0	0	0
Discount Coupons Sales 25%	0	0	0	0	0	0	0	0
MSRTC BUS Exempted Entry	0	0	0	0	2035	0	0	0
SCHOOL BUS Exempted Entry	0	0	0	0	1550	0	0	0
Government Exempted	0	0	142	0	163	0	35	0
Political parties vehicles Traffic count	0	0	1630	0	685	0	509	0
Plaza to plaza Exempted within 6 hours	0	0	256	0	322	0	220	0
Violation Entry	0	0	0	0	0	0	0	0
Total Tollable Vechicle Count							7911	
Total NONTollable Vechicle Count							6749	
Total Vehicle Count							14,660.00	
Total Vehicle Amount							4,20,847.50	
Total Discount Sales								
Total Pass Sales							-	
Total Daily Collection							4,20,847.50	




**Fastgo Infra Pvt.Ltd. And JV
Nagpur IRDP Toll
Daily Tollable & NON Tollable Traffic Count And Revenue Entry Details
(Count'd)**

Date		19-12-2025		
Section Name		Nagpur IRDP		
Bank Name Where Cash Depositing		-----		
Bank Account Number		-----		
Collection Depositing Date		-----		
Transaction Type	Car/Jeep Count	LCV Count	Bus / Truck Count	MAV (Multi Axle Vehicle)Count
Single Journey	0	595	558	434
Return Pass Sales	0	393	280	203
Return Pass Entry	0	393	280	203
Daily Pass Sales	0	303	251	139
Daily Pass Return Entry	0	1404	1054	623
Discount Coupons Entry	0	0	0	0
Monthly Pass Entry	0	0	0	0
MSRTC BUS Exempted Entry	0	0	2035	0
SCHOOL BUS Exempted Entry	0	0	1550	0
Government Exempted	0	142	163	35
Political parties vehicles Traffic	0	1630	685	509
Plaza to plaza Exempted within 6	0	256	322	220
Violation Entry	0	0	0	0
			Total Tollable Vehicle Count	7,911
			Total NONTollable Vehicle Count	6,749
			Total Vehicle Count	14,660
			Total Vehicle Amount	4,20,847.50
			Total Discount Sales	-
			Total Pass Sales	-
			Total Daily Collection	4,20,847.50

**Fastgo Infra Pvt.Ltd. And JV
Nagpur IRDP Toll
Daily Tollable & NON Tollable Traffic Count And Revenue Entry Details**

Date			20-12-2025					
Section Name			Nagpur IRDP					
Bank Name Where Cash Depositing			-----					
Bank Account Number			-----					
Collection Depositing Date			-----					
Transaction Type	Car/Jeep Count	Car/Jeep Amount (In.Rs.)	LCV Count	LCV Amount (In. Rs.)	Bus / Truck Count	Bus / Truck Amount (In.Rs.)	MAV (Multi Axle Vechicle)Count	MAV (Multi Axle Vechicle)Amount (In.Rs.)
1	2	3	4	5	6	7	8	9
Single Journey	0	0	667	40020	580	60900	488	61000
Return Pass Sales	0	0	441	39690	291	45832.5	229	42937.5
Return Pass Entry	0	0	441	0	291	0	229	0
Daily Pass Sales	0	0	340	51000	261	68512.5	156	48750
Daily Pass Return Entry	0	0	1383	0	777	0	582	0
Monthly Pass Entry	0	0	0	0	0	0	0	0
Discount Coupons Sales 50%	0	0	0	0	0	0	0	0
Discount Coupons Sales 25%	0	0	0	0	0	0	0	0
MSRTC BUS Exempted Entry	0	0	0	0	1821	0	0	0
SCHOOL BUS Exempted Entry	0	0	0	0	1470	0	0	0
Government Exempted	0	0	140	0	138	0	35	0
Political parties vehicles Traffic count	0	0	1472	0	675	0	417	0
Plaza to plaza Exempted within 6 hours	0	0	252	0	317	0	233	0
Violation Entry	0	0	0	0	0	0	0	0
						Total Tollable Vechicle Count	7958	
						Total NONTollable Vechicle Count	6168	
						Total Vechicle Count	14,126.00	
						Total Vechicle Amount	4,58,642.50	
						Total Discount Sales		
						Total Pass Sales	-	
						Total Daily Collection	4,58,642.50	

**Fastgo Infra Pvt.Ltd. And JV
Nagpur IRDP Toll
Daily Tollable & NON Tollable Traffic Count And Revenue Entry Details
(Count'd)**


Date		20-12-2025		
Section Name		Nagpur IRDP		
Bank Name Where Cash Depositing		-----		
Bank Account Number		-----		
Collection Depositing Date		-----		
Transaction Type	Car/Jeep Count	LCV Count	Bus / Truck Count	MAV (Multi Axle Vehicle)Count
Single Journey	0	667	580	488
Return Pass Sales	0	441	291	229
Return Pass Entry	0	441	291	229
Daily Pass Sales	0	340	261	156
Daily Pass Return Entry	0	1383	777	582
Discount Coupons Entry	0	0	0	0
Monthly Pass Entry	0	0	0	0
MSRTC BUS Exempted Entry	0	0	1821	0
SCHOOL BUS Exempted Entry	0	0	1470	0
Government Exempted	0	140	138	35
Political parties vehicles Traffic	0	1472	675	417
Plaza to plaza Exempted within 6	0	252	317	233
Violation Entry	0	0	0	0
			Total Tollable Vehicle Count	7,958
			Total NONTollable Vehicle Count	6,168
			Total Vehicle Count	14,126
			Total Vehicle Amount	4,58,642.50
			Total Discount Sales	-
			Total Pass Sales	-
			Total Daily Collection	4,58,642.50

**Fastgo Infra Pvt.Ltd. And JV
Nagpur IRDP Toll
Daily Tollable & NON Tollable Traffic Count And Revenue Entry Details**


Date			21-12-2025					
Section Name			Nagpur IRDP					
Bank Name Where Cash Depositing			-----					
Bank Account Number			-----					
Collection Depositing Date			-----					
Transaction Type	Car/Jeep Count	Car/Jeep Amount (In.Rs.)	LCV Count	LCV Amount (In. Rs.)	Bus / Truck Count	Bus / Truck Amount (In.Rs.)	MAV (Multi Axle Vechicle)Count	MAV (Multi Axle Vechicle)Amount (In.Rs.)
1	2	3	4	5	6	7	8	9
Single Journey	0	0	462	27720	442	46410	428	53500
Return Pass Sales	0	0	304	27360	222	34965	200	37500
Return Pass Entry	0	0	304	0	222	0	200	0
Daily Pass Sales	0	0	234	35100	199	52237.5	138	43125
Daily Pass Return Entry	0	0	1000	0	687	0	378	0
Monthly Pass Entry	0	0	0	0	0	0	0	0
Discount Coupons Sales 50%	0	0	0	0	0	0	0	0
Discount Coupons Sales 25%	0	0	0	0	0	0	0	0
MSRTC BUS Exempted Entry	0	0	0	0	1224	0	0	0
SCHOOL BUS Exempted Entry	0	0	0	0	0	0	0	0
Government Exempted	0	0	90	0	105	0	28	0
Political parties vehicles Traffic count	0	0	1077	0	478	0	396	0
Plaza to plaza Exempted within 6 hours	0	0	166	0	222	0	149	0
Violation Entry	0	0	0	0	0	0	0	0
Total Tollable Vechicle Count							5957	
Total NONTollable Vechicle Count							3398	
Total Vechicle Count							9,355.00	
Total Vechicle Amount							3,57,917.50	
Total Discount Sales								
Total Pass Sales							-	
Total Daily Collection							3,57,917.50	



**Fastgo Infra Pvt.Ltd. And JV
Nagpur IRDP Toll
Daily Tollable & NON Tollable Traffic Count And Revenue Entry Details
(Count'd)**

Date		21-12-2025		
Section Name		Nagpur IRDP		
Bank Name Where Cash Depositing		-----		
Bank Account Number		-----		
Collection Depositing Date		-----		
Transaction Type	Car/Jeep Count	LCV Count	Bus / Truck Count	MAV (Multi Axle Vehicle)Count
Single Journey	0	462	442	428
Return Pass Sales	0	304	222	200
Return Pass Entry	0	304	222	200
Daily Pass Sales	0	234	199	138
Daily Pass Return Entry	0	1000	687	378
Discount Coupons Entry	0	0	0	0
Monthly Pass Entry	0	0	0	0
MSRTC BUS Exempted Entry	0	0	1224	0
SCHOOL BUS Exempted Entry	0	0	0	0
Government Exempted	0	90	105	28
Political parties vehicles Traffic	0	1077	478	396
Plaza to plaza Exempted within 6	0	166	222	149
Violation Entry	0	0	0	0
			Total Tollable Vehicle Count	5,957
			Total NONTollable Vehicle Count	3,398
			Total Vehicle Count	9,355
			Total Vehicle Amount	3,57,917.50
			Total Discount Sales	-
			Total Pass Sales	-
			Total Daily Collection	3,57,917.50

**Fastgo Infra Pvt.Ltd. And JV
Nagpur IRDP Toll
Daily Tollable & NON Tollable Traffic Count And Revenue Entry Details**


Date			22-12-2025					
Section Name			Nagpur IRDP					
Bank Name Where Cash Depositing			-----					
Bank Account Number			-----					
Collection Depositing Date			-----					
Transaction Type	Car/Jeep Count	Car/Jeep Amount (In.Rs.)	LCV Count	LCV Amount (In. Rs.)	Bus / Truck Count	Bus / Truck Amount (In.Rs.)	MAV (Multi Axle Vechicle)Count	MAV (Multi Axle Vechicle)Amount (In.Rs.)
1	2	3	4	5	6	7	8	9
Single Journey	0	0	624	37440	531	55755	442	55250
Return Pass Sales	0	0	412	37080	266	41895	208	39000
Return Pass Entry	0	0	412	0	266	0	208	0
Daily Pass Sales	0	0	317	47550	239	62737.5	144	45000
Daily Pass Return Entry	0	0	917	0	632	0	449	0
Monthly Pass Entry	0	0	0	0	0	0	0	0
Discount Coupons Sales 50%	0	0	0	0	0	0	0	0
Discount Coupons Sales 25%	0	0	0	0	0	0	0	0
MSRTC BUS Exempted Entry	0	0	0	0	1185	0	0	0
SCHOOL BUS Exempted Entry	0	0	0	0	0	0	0	0
Government Exempted	0	0	126	0	102	0	27	0
Political parties vehicles Traffic count	0	0	1144	0	446	0	377	0
Plaza to plaza Exempted within 6 hours	0	0	176	0	235	0	159	0
Violation Entry	0	0	0	0	0	0	0	0
						Total Tollable Vechicle Count	6637	
						Total NONTollable Vechicle Count	3407	
						Total Vechicle Count	10,044.00	
						Total Vechicle Amount	4,21,707.50	
						Total Discount Sales		
						Total Pass Sales	-	
						Total Daily Collection	4,21,707.50	

**Fastgo Infra Pvt.Ltd. And JV
Nagpur IRDP Toll
Daily Tollable & NON Tollable Traffic Count And Revenue Entry Details
(Count'd)**


Date		22-12-2025		
Section Name		Nagpur IRDP		
Bank Name Where Cash Depositing		-----		
Bank Account Number		-----		
Collection Depositing Date		-----		
Transaction Type	Car/Jeep Count	LCV Count	Bus / Truck Count	MAV (Multi Axle Vehicle)Count
Single Journey	0	624	531	442
Return Pass Sales	0	412	266	208
Return Pass Entry	0	412	266	208
Daily Pass Sales	0	317	239	144
Daily Pass Return Entry	0	917	632	449
Discount Coupons Entry	0	0	0	0
Monthly Pass Entry	0	0	0	0
MSRTC BUS Exempted Entry	0	0	1185	0
SCHOOL BUS Exempted Entry	0	0	0	0
Government Exempted	0	126	102	27
Political parties vehicles Traffic	0	1144	446	377
Plaza to plaza Exempted within 6	0	176	235	159
Violation Entry	0	0	0	0
			Total Tollable Vehicle Count	6,637
			Total NONTollable Vehicle Count	3,407
			Total Vehicle Count	10,044
			Total Vehicle Amount	4,21,707.50
			Total Discount Sales	-
			Total Pass Sales	-
			Total Daily Collection	4,21,707.50



**Fastgo Infra Pvt.Ltd. And JV
Nagpur IRDP Toll
Daily Tollable & NON Tollable Traffic Count And Revenue Entry Details**

Date			23-12-2025					
Section Name			Nagpur IRDP					
Bank Name Where Cash Depositing			-----					
Bank Account Number			-----					
Collection Depositing Date			-----					
Transaction Type	Car/Jeep Count	Car/Jeep Amount (In.Rs.)	LCV Count	LCV Amount (In. Rs.)	Bus / Truck Count	Bus / Truck Amount (In.Rs.)	MAV (Multi Axle Vechicle)Count	MAV (Multi Axle Vechicle)Amount (In.Rs.)
1	2	3	4	5	6	7	8	9
Single Journey	0	0	610	36600	566	59430	442	55250
Return Pass Sales	0	0	403	36270	285	44887.5	208	39000
Return Pass Entry	0	0	403	0	285	0	208	0
Daily Pass Sales	0	0	310	46500	255	66937.5	141	44062.5
Daily Pass Return Entry	0	0	922	0	758	0	466	0
Monthly Pass Entry	0	0	0	0	0	0	0	0
Discount Coupons Sales 50%	0	0	0	0	0	0	0	0
Discount Coupons Sales 25%	0	0	0	0	0	0	0	0
MSRTC BUS Exempted Entry	0	0	0	0	1284	0	0	0
SCHOOL BUS Exempted Entry	0	0	0	0	0	0	0	0
Government Exempted	0	0	112	0	120	0	32	0
Political parties vehicles Traffic count	0	0	1433	0	540	0	440	0
Plaza to plaza Exempted within 6 hours	0	0	189	0	251	0	171	0
Violation Entry	0	0	0	0	0	0	0	0
						Total Tollable Vechicle Count	6873	
						Total NONTollable Vechicle Count	3961	
						Total Vehicle Count	10,834.00	
						Total Vehicle Amount	4,28,937.50	
						Total Discount Sales		
						Total Pass Sales	-	
						Total Daily Collection	4,28,937.50	

**Fastgo Infra Pvt.Ltd. And JV
Nagpur IRDP Toll
Daily Tollable & NON Tollable Traffic Count And Revenue Entry Details
(Count'd)**


Date		23-12-2025		
Section Name		Nagpur IRDP		
Bank Name Where Cash Depositing		-----		
Bank Account Number		-----		
Collection Depositing Date		-----		
Transaction Type	Car/Jeep Count	LCV Count	Bus / Truck Count	MAV (Multi Axle Vehicle)Count
Single Journey	0	610	566	442
Return Pass Sales	0	403	285	208
Return Pass Entry	0	403	285	208
Daily Pass Sales	0	310	255	141
Daily Pass Return Entry	0	922	758	466
Discount Coupons Entry	0	0	0	0
Monthly Pass Entry	0	0	0	0
MSRTC BUS Exempted Entry	0	0	1284	0
SCHOOL BUS Exempted Entry	0	0	0	0
Government Exempted	0	112	120	32
Political parties vehicles Traffic	0	1433	540	440
Plaza to plaza Exempted within 6	0	189	251	171
Violation Entry	0	0	0	0
			Total Tollable Vehicle Count	6,873
			Total NONTollable Vehicle Count	3,961
			Total Vehicle Count	10,834
			Total Vehicle Amount	4,28,937.50
			Total Discount Sales	-
			Total Pass Sales	-
			Total Daily Collection	4,28,937.50

**Fastgo Infra Pvt.Ltd. And JV
Nagpur IRDP Toll
Daily Tollable & NON Tollable Traffic Count And Revenue Entry Details**


Date			24-12-2025					
Section Name			Nagpur IRDP					
Bank Name Where Cash Depositing			-----					
Bank Account Number			-----					
Collection Depositing Date			-----					
Transaction Type	Car/Jeep Count	Car/Jeep Amount (In.Rs.)	LCV Count	LCV Amount (In. Rs.)	Bus / Truck Count	Bus / Truck Amount (In.Rs.)	MAV (Multi Axle Vechicle)Count	MAV (Multi Axle Vechicle)Amount (In.Rs.)
1	2	3	4	5	6	7	8	9
Single Journey	0	0	555	33300	525	55125	417	52125
Return Pass Sales	0	0	365	32850	263	41422.5	195	36562.5
Return Pass Entry	0	0	365	0	263	0	195	0
Daily Pass Sales	0	0	284	42600	237	62212.5	136	42500
Daily Pass Return Entry	0	0	1345	0	922	0	526	0
Monthly Pass Entry	0	0	0	0	0	0	0	0
Discount Coupons Sales 50%	0	0	0	0	0	0	0	0
Discount Coupons Sales 25%	0	0	0	0	0	0	0	0
MSRTC BUS Exempted Entry	0	0	0	0	1823	0	0	0
SCHOOL BUS Exempted Entry	0	0	0	0	0	0	0	0
Government Exempted	0	0	115	0	110	0	29	0
Political parties vehicles Traffic count	0	0	1327	0	558	0	430	0
Plaza to plaza Exempted within 6 hours	0	0	158	0	262	0	192	0
Violation Entry	0	0	0	0	0	0	0	0
Total Tollable Vechicle Count							7205	
Total NONTollable Vechicle Count							4392	
Total Vechicle Count							11,597.00	
Total Vechicle Amount							3,98,697.50	
Total Discount Sales								
Total Pass Sales							-	
Total Daily Collection							3,98,697.50	




**Fastgo Infra Pvt.Ltd. And JV
Nagpur IRDP Toll
Daily Tollable & NON Tollable Traffic Count And Revenue Entry Details
(Count'd)**

Date		24-12-2025		
Section Name		Nagpur IRDP		
Bank Name Where Cash Depositing		-----		
Bank Account Number		-----		
Collection Depositing Date		-----		
Transaction Type	Car/Jeep Count	LCV Count	Bus / Truck Count	MAV (Multi Axle Vehicle)Count
Single Journey	0	555	525	417
Return Pass Sales	0	365	263	195
Return Pass Entry	0	365	263	195
Daily Pass Sales	0	284	237	136
Daily Pass Return Entry	0	1345	922	526
Discount Coupons Entry	0	0	0	0
Monthly Pass Entry	0	0	0	0
MSRTC BUS Exempted Entry	0	0	1823	0
SCHOOL BUS Exempted Entry	0	0	0	0
Government Exempted	0	115	110	29
Political parties vehicles Traffic	0	1327	558	430
Plaza to plaza Exempted within 6	0	158	262	192
Violation Entry	0	0	0	0
			Total Tollable Vehicle Count	7,205
			Total NONTollable Vehicle Count	4,392
			Total Vehicle Count	11,597
			Total Vehicle Amount	3,98,697.50
			Total Discount Sales	-
			Total Pass Sales	-
			Total Daily Collection	3,98,697.50

**Fastgo Infra Pvt.Ltd. And JV
Nagpur IRDP Toll
Daily Tollable & NON Tollable Traffic Count And Revenue Entry Details**

Date			25-12-2025					
Section Name			Nagpur IRDP					
Bank Name Where Cash Depositing			-----					
Bank Account Number			-----					
Collection Depositing Date			-----					
Transaction Type	Car/Jeep Count	Car/Jeep Amount (In.Rs.)	LCV Count	LCV Amount (In. Rs.)	Bus / Truck Count	Bus / Truck Amount (In.Rs.)	MAV (Multi Axle Vechicle)Count	MAV (Multi Axle Vechicle)Amount (In.Rs.)
1	2	3	4	5	6	7	8	9
Single Journey	0	0	573	34380	535	56175	425	53125
Return Pass Sales	0	0	379	34110	267	42052.5	200	37500
Return Pass Entry	0	0	379	0	267	0	200	0
Daily Pass Sales	0	0	292	43800	240	63000	137	42812.5
Daily Pass Return Entry	0	0	1321	0	996	0	503	0
Monthly Pass Entry	0	0	0	0	0	0	0	0
Discount Coupons Sales 50%	0	0	0	0	0	0	0	0
Discount Coupons Sales 25%	0	0	0	0	0	0	0	0
MSRTC BUS Exempted Entry	0	0	0	0	1967	0	0	0
SCHOOL BUS Exempted Entry	0	0	0	0	0	0	0	0
Government Exempted	0	0	103	0	116	0	30	0
Political parties vehicles Traffic count	0	0	1207	0	479	0	449	0
Plaza to plaza Exempted within 6 hours	0	0	162	0	291	0	195	0
Violation Entry	0	0	0	0	0	0	0	0
						Total Tollable Vechicle Count	7362	
						Total NONTollable Vechicle Count	4351	
						Total Vechicle Count	11,713.00	
						Total Vechicle Amount	4,06,955.00	
						Total Discount Sales		
						Total Pass Sales	-	
						Total Daily Collection	4,06,955.00	

**Fastgo Infra Pvt.Ltd. And JV
Nagpur IRDP Toll
Daily Tollable & NON Tollable Traffic Count And Revenue Entry Details
(Count'd)**


Date		25-12-2025		
Section Name		Nagpur IRDP		
Bank Name Where Cash Depositing		-----		
Bank Account Number		-----		
Collection Depositing Date		-----		
Transaction Type	Car/Jeep Count	LCV Count	Bus / Truck Count	MAV (Multi Axle Vehicle)Count
Single Journey	0	573	535	425
Return Pass Sales	0	379	267	200
Return Pass Entry	0	379	267	200
Daily Pass Sales	0	292	240	137
Daily Pass Return Entry	0	1321	996	503
Discount Coupons Entry	0	0	0	0
Monthly Pass Entry	0	0	0	0
MSRTC BUS Exempted Entry	0	0	1967	0
SCHOOL BUS Exempted Entry	0	0	0	0
Government Exempted	0	103	116	30
Political parties vehicles Traffic	0	1207	479	449
Plaza to plaza Exempted within 6	0	162	291	195
Violation Entry	0	0	0	0
			Total Tollable Vehicle Count	7,362
			Total NONTollable Vehicle Count	4,351
			Total Vehicle Count	11,713
			Total Vehicle Amount	4,06,955.00
			Total Discount Sales	-
			Total Pass Sales	-
			Total Daily Collection	4,06,955.00

**Fastgo Infra Pvt.Ltd. And JV
Nagpur IRDP Toll
Daily Tollable & NON Tollable Traffic Count And Revenue Entry Details**


Date			26-12-2025					
Section Name			Nagpur IRDP					
Bank Name Where Cash Depositing			-----					
Bank Account Number			-----					
Collection Depositing Date			-----					
Transaction Type	Car/Jeep Count	Car/Jeep Amount (In.Rs.)	LCV Count	LCV Amount (In. Rs.)	Bus / Truck Count	Bus / Truck Amount (In.Rs.)	MAV (Multi Axle Vechicle)Count	MAV (Multi Axle Vechicle)Amount (In.Rs.)
1	2	3	4	5	6	7	8	9
Single Journey	0	0	565	33900	547	57435	447	55875
Return Pass Sales	0	0	373	33570	273	42997.5	209	39187.5
Return Pass Entry	0	0	373	0	273	0	209	0
Daily Pass Sales	0	0	288	43200	246	64575	144	45000
Daily Pass Return Entry	0	0	925	0	695	0	456	0
Monthly Pass Entry	0	0	0	0	0	0	0	0
Discount Coupons Sales 50%	0	0	0	0	0	0	0	0
Discount Coupons Sales 25%	0	0	0	0	0	0	0	0
MSRTC BUS Exempted Entry	0	0	0	0	1762	0	0	0
SCHOOL BUS Exempted Entry	0	0	0	0	0	0	0	0
Government Exempted	0	0	136	0	156	0	30	0
Political parties vehicles Traffic count	0	0	1205	0	425	0	431	0
Plaza to plaza Exempted within 6 hours	0	0	180	0	289	0	158	0
Violation Entry	0	0	0	0	0	0	0	0
Total Tollable Vechicle Count							6650	
Total NONTollable Vechicle Count							4145	
Total Vehicle Count							10,795.00	
Total Vehicle Amount							4,15,740.00	
Total Discount Sales								
Total Pass Sales							-	
Total Daily Collection							4,15,740.00	




**Fastgo Infra Pvt.Ltd. And JV
Nagpur IRDP Toll
Daily Tollable & NON Tollable Traffic Count And Revenue Entry Details
(Count'd)**

Date		26-12-2025		
Section Name		Nagpur IRDP		
Bank Name Where Cash Depositing		-----		
Bank Account Number		-----		
Collection Depositing Date		-----		
Transaction Type	Car/Jeep Count	LCV Count	Bus / Truck Count	MAV (Multi Axle Vehicle)Count
Single Journey	0	565	547	447
Return Pass Sales	0	373	273	209
Return Pass Entry	0	373	273	209
Daily Pass Sales	0	288	246	144
Daily Pass Return Entry	0	925	695	456
Discount Coupons Entry	0	0	0	0
Monthly Pass Entry	0	0	0	0
MSRTC BUS Exempted Entry	0	0	1762	0
SCHOOL BUS Exempted Entry	0	0	0	0
Government Exempted	0	136	156	30
Political parties vehicles Traffic	0	1205	425	431
Plaza to plaza Exempted within 6	0	180	289	158
Violation Entry	0	0	0	0
			Total Tollable Vehicle Count	6,650
			Total NONTollable Vehicle Count	4,145
			Total Vehicle Count	10,795
			Total Vehicle Amount	4,15,740.00
			Total Discount Sales	-
			Total Pass Sales	-
			Total Daily Collection	4,15,740.00


**Fastgo Infra Pvt.Ltd. And JV
Nagpur IRDP Toll
Daily Tollable & NON Tollable Traffic Count And Revenue Entry Details**

Date			27-12-2025					
Section Name			Nagpur IRDP					
Bank Name Where Cash Depositing			-----					
Bank Account Number			-----					
Collection Depositing Date			-----					
Transaction Type	Car/Jeep Count	Car/Jeep Amount (In.Rs.)	LCV Count	LCV Amount (In. Rs.)	Bus / Truck Count	Bus / Truck Amount (In.Rs.)	MAV (Multi Axle Vechicle)Count	MAV (Multi Axle Vechicle)Amount (In.Rs.)
1	2	3	4	5	6	7	8	9
Single Journey	0	0	627	37620	565	59325	476	59500
Return Pass Sales	0	0	416	37440	281	44257.5	223	41812.5
Return Pass Entry	0	0	416	0	281	0	223	0
Daily Pass Sales	0	0	320	48000	255	66937.5	153	47812.5
Daily Pass Return Entry	0	0	1326	0	1069	0	610	0
Monthly Pass Entry	0	0	0	0	0	0	0	0
Discount Coupons Sales 50%	0	0	0	0	0	0	0	0
Discount Coupons Sales 25%	0	0	0	0	0	0	0	0
MSRTC BUS Exempted Entry	0	0	0	0	2022	0	0	0
SCHOOL BUS Exempted Entry	0	0	0	0	0	0	0	0
Government Exempted	0	0	134	0	154	0	33	0
Political parties vehicles Traffic count	0	0	1524	0	647	0	448	0
Plaza to plaza Exempted within 6 hours	0	0	241	0	304	0	223	0
Violation Entry	0	0	0	0	0	0	0	0
						Total Tollable Vechicle Count	8009	
						Total NONTollable Vechicle Count	4962	
						Total Vehicle Count	12,971.00	
						Total Vehicle Amount	4,42,705.00	
						Total Discount Sales		
						Total Pass Sales	-	
						Total Daily Collection	4,42,705.00	


**Fastgo Infra Pvt.Ltd. And JV
Nagpur IRDP Toll
Daily Tollable & NON Tollable Traffic Count And Revenue Entry Details
(Count'd)**

Date		27-12-2025		
Section Name		Nagpur IRDP		
Bank Name Where Cash Depositing		-----		
Bank Account Number		-----		
Collection Depositing Date		-----		
Transaction Type	Car/Jeep Count	LCV Count	Bus / Truck Count	MAV (Multi Axle Vehicle)Count
Single Journey	0	627	565	476
Return Pass Sales	0	416	281	223
Return Pass Entry	0	416	281	223
Daily Pass Sales	0	320	255	153
Daily Pass Return Entry	0	1326	1069	610
Discount Coupons Entry	0	0	0	0
Monthly Pass Entry	0	0	0	0
MSRTC BUS Exempted Entry	0	0	2022	0
SCHOOL BUS Exempted Entry	0	0	0	0
Government Exempted	0	134	154	33
Political parties vehicles Traffic	0	1524	647	448
Plaza to plaza Exempted within 6	0	241	304	223
Violation Entry	0	0	0	0
			Total Tollable Vehicle Count	8,009
			Total NONTollable Vehicle Count	4,962
			Total Vehicle Count	12,971
			Total Vehicle Amount	4,42,705.00
			Total Discount Sales	-
			Total Pass Sales	-
			Total Daily Collection	4,42,705.00


**Fastgo Infra Pvt.Ltd. And JV
Nagpur IRDP Toll
Daily Tollable & NON Tollable Traffic Count And Revenue Entry Details**

Date			28-12-2025					
Section Name			Nagpur IRDP					
Bank Name Where Cash Depositing			-----					
Bank Account Number			-----					
Collection Depositing Date			-----					
Transaction Type	Car/Jeep Count	Car/Jeep Amount (In.Rs.)	LCV Count	LCV Amount (In. Rs.)	Bus / Truck Count	Bus / Truck Amount (In.Rs.)	MAV (Multi Axle Vechicle)Count	MAV (Multi Axle Vechicle)Amount (In.Rs.)
1	2	3	4	5	6	7	8	9
Single Journey	0	0	454	27240	417	43785	377	47125
Return Pass Sales	0	0	299	26910	209	32917.5	178	33375
Return Pass Entry	0	0	299	0	209	0	178	0
Daily Pass Sales	0	0	231	34650	188	49350	122	38125
Daily Pass Return Entry	0	0	1299	0	980	0	578	0
Monthly Pass Entry	0	0	0	0	0	0	0	0
Discount Coupons Sales 50%	0	0	0	0	0	0	0	0
Discount Coupons Sales 25%	0	0	0	0	0	0	0	0
MSRTC BUS Exempted Entry	0	0	0	0	2027	0	0	0
SCHOOL BUS Exempted Entry	0	0	0	0	0	0	0	0
Government Exempted	0	0	123	0	141	0	30	0
Political parties vehicles Traffic count	0	0	1412	0	593	0	457	0
Plaza to plaza Exempted within 6 hours	0	0	221	0	279	0	204	0
Violation Entry	0	0	0	0	0	0	0	0
						Total Tollable Vechicle Count	6722	
						Total NONTollable Vechicle Count	4783	
						Total Vehicle Count	11,505.00	
						Total Vehicle Amount	3,33,477.50	
						Total Discount Sales		
						Total Pass Sales	-	
						Total Daily Collection	3,33,477.50	


**Fastgo Infra Pvt.Ltd. And JV
Nagpur IRDP Toll
Daily Tollable & NON Tollable Traffic Count And Revenue Entry Details
(Count'd)**

Date		28-12-2025		
Section Name		Nagpur IRDP		
Bank Name Where Cash Depositing		-----		
Bank Account Number		-----		
Collection Depositing Date		-----		
Transaction Type	Car/Jeep Count	LCV Count	Bus / Truck Count	MAV (Multi Axle Vehicle)Count
Single Journey	0	454	417	377
Return Pass Sales	0	299	209	178
Return Pass Entry	0	299	209	178
Daily Pass Sales	0	231	188	122
Daily Pass Return Entry	0	1299	980	578
Discount Coupons Entry	0	0	0	0
Monthly Pass Entry	0	0	0	0
MSRTC BUS Exempted Entry	0	0	2027	0
SCHOOL BUS Exempted Entry	0	0	0	0
Government Exempted	0	123	141	30
Political parties vehicles Traffic	0	1412	593	457
Plaza to plaza Exempted within 6	0	221	279	204
Violation Entry	0	0	0	0
			Total Tollable Vehicle Count	6,722
			Total NONTollable Vehicle Count	4,783
			Total Vehicle Count	11,505
			Total Vehicle Amount	3,33,477.50
			Total Discount Sales	-
			Total Pass Sales	-
			Total Daily Collection	3,33,477.50

**Fastgo Infra Pvt.Ltd. And JV
Nagpur IRDP Toll
Daily Tollable & NON Tollable Traffic Count And Revenue Entry Details**

Date			29-12-2025					
Section Name			Nagpur IRDP					
Bank Name Where Cash Depositing			-----					
Bank Account Number			-----					
Collection Depositing Date			-----					
Transaction Type	Car/Jeep Count	Car/Jeep Amount (In.Rs.)	LCV Count	LCV Amount (In. Rs.)	Bus / Truck Count	Bus / Truck Amount (In.Rs.)	MAV (Multi Axle Vechicle)Count	MAV (Multi Axle Vechicle)Amount (In.Rs.)
1	2	3	4	5	6	7	8	9
Single Journey	0	0	627	37620	580	60900	450	56250
Return Pass Sales	0	0	414	37260	291	45832.5	210	39375
Return Pass Entry	0	0	414	0	291	0	210	0
Daily Pass Sales	0	0	319	47850	261	68512.5	144	45000
Daily Pass Return Entry	0	0	1308	0	1054	0	602	0
Monthly Pass Entry	0	0	0	0	0	0	0	0
Discount Coupons Sales 50%	0	0	0	0	0	0	0	0
Discount Coupons Sales 25%	0	0	0	0	0	0	0	0
MSRTC BUS Exempted Entry	0	0	0	0	2053	0	0	0
SCHOOL BUS Exempted Entry	0	0	0	0	0	0	0	0
Government Exempted	0	0	132	0	152	0	33	0
Political parties vehicles Traffic count	0	0	1342	0	638	0	360	0
Plaza to plaza Exempted within 6 hours	0	0	238	0	300	0	220	0
Violation Entry	0	0	0	0	0	0	0	0
						Total Tollable Vechicle Count	7933	
						Total NONTollable Vechicle Count	4710	
						Total Vehicle Count	12,643.00	
						Total Vehicle Amount	4,38,600.00	
						Total Discount Sales		
						Total Pass Sales	-	
						Total Daily Collection	4,38,600.00	

**Fastgo Infra Pvt.Ltd. And JV
Nagpur IRDP Toll
Daily Tollable & NON Tollable Traffic Count And Revenue Entry Details
(Count'd)**


Date		29-12-2025		
Section Name		Nagpur IRDP		
Bank Name Where Cash Depositing		-----		
Bank Account Number		-----		
Collection Depositing Date		-----		
Transaction Type	Car/Jeep Count	LCV Count	Bus / Truck Count	MAV (Multi Axle Vehicle)Count
Single Journey	0	627	580	450
Return Pass Sales	0	414	291	210
Return Pass Entry	0	414	291	210
Daily Pass Sales	0	319	261	144
Daily Pass Return Entry	0	1308	1054	602
Discount Coupons Entry	0	0	0	0
Monthly Pass Entry	0	0	0	0
MSRTC BUS Exempted Entry	0	0	2053	0
SCHOOL BUS Exempted Entry	0	0	0	0
Government Exempted	0	132	152	33
Political parties vehicles Traffic	0	1342	638	360
Plaza to plaza Exempted within 6	0	238	300	220
Violation Entry	0	0	0	0
			Total Tollable Vehicle Count	7,933
			Total NONTollable Vehicle Count	4,710
			Total Vehicle Count	12,643
			Total Vehicle Amount	4,38,600.00
			Total Discount Sales	-
			Total Pass Sales	-
			Total Daily Collection	4,38,600.00

**Fastgo Infra Pvt.Ltd. And JV
Nagpur IRDP Toll
Daily Tollable & NON Tollable Traffic Count And Revenue Entry Details**

Date			30-12-2025					
Section Name			Nagpur IRDP					
Bank Name Where Cash Depositing			-----					
Bank Account Number			-----					
Collection Depositing Date			-----					
Transaction Type	Car/Jeep Count	Car/Jeep Amount (In.Rs.)	LCV Count	LCV Amount (In. Rs.)	Bus / Truck Count	Bus / Truck Amount (In.Rs.)	MAV (Multi Axle Vechicle)Count	MAV (Multi Axle Vechicle)Amount (In.Rs.)
1	2	3	4	5	6	7	8	9
Single Journey	0	0	789	47340	673	70665	533	66625
Return Pass Sales	0	0	520	46800	337	53077.5	250	46875
Return Pass Entry	0	0	520	0	337	0	250	0
Daily Pass Sales	0	0	402	60300	303	79537.5	173	54062.5
Daily Pass Return Entry	0	0	1349	0	1016	0	600	0
Monthly Pass Entry	0	0	0	0	0	0	0	0
Discount Coupons Sales 50%	0	0	0	0	0	0	0	0
Discount Coupons Sales 25%	0	0	0	0	0	0	0	0
MSRTC BUS Exempted Entry	0	0	0	0	1956	0	0	0
SCHOOL BUS Exempted Entry	0	0	0	0	0	0	0	0
Government Exempted	0	0	136	0	156	0	34	0
Political parties vehicles Traffic count	0	0	1566	0	658	0	507	0
Plaza to plaza Exempted within 6 hours	0	0	246	0	309	0	227	0
Violation Entry	0	0	0	0	0	0	0	0
Total Tollable Vechicle Count							8834	
Total NONTollable Vechicle Count							5013	
Total Vehicle Count							13,847.00	
Total Vehicle Amount							5,25,282.50	
Total Discount Sales								
Total Pass Sales							-	
Total Daily Collection							5,25,282.50	



**Fastgo Infra Pvt.Ltd. And JV
Nagpur IRDP Toll
Daily Tollable & NON Tollable Traffic Count And Revenue Entry Details
(Count'd)**


Date		30-12-2025		
Section Name		Nagpur IRDP		
Bank Name Where Cash Depositing		-----		
Bank Account Number		-----		
Collection Depositing Date		-----		
Transaction Type	Car/Jeep Count	LCV Count	Bus / Truck Count	MAV (Multi Axle Vehicle)Count
Single Journey	0	789	673	533
Return Pass Sales	0	520	337	250
Return Pass Entry	0	520	337	250
Daily Pass Sales	0	402	303	173
Daily Pass Return Entry	0	1349	1016	600
Discount Coupons Entry	0	0	0	0
Monthly Pass Entry	0	0	0	0
MSRTC BUS Exempted Entry	0	0	1956	0
SCHOOL BUS Exempted Entry	0	0	0	0
Government Exempted	0	136	156	34
Political parties vehicles Traffic	0	1566	658	507
Plaza to plaza Exempted within 6	0	246	309	227
Violation Entry	0	0	0	0
			Total Tollable Vehicle Count	8,834
			Total NONTollable Vehicle Count	5,013
			Total Vehicle Count	13,847
			Total Vehicle Amount	5,25,282.50
			Total Discount Sales	-
			Total Pass Sales	-
			Total Daily Collection	5,25,282.50

**Fastgo Infra Pvt.Ltd. And JV
Nagpur IRDP Toll
Daily Tollable & NON Tollable Traffic Count And Revenue Entry Details**

Date			31-12-2025					
Section Name			Nagpur IRDP					
Bank Name Where Cash Depositing			-----					
Bank Account Number			-----					
Collection Depositing Date			-----					
Transaction Type	Car/Jeep Count	Car/Jeep Amount (In.Rs.)	LCV Count	LCV Amount (In. Rs.)	Bus / Truck Count	Bus / Truck Amount (In.Rs.)	MAV (Multi Axle Vechicle)Count	MAV (Multi Axle Vechicle)Amount (In.Rs.)
1	2	3	4	5	6	7	8	9
Single Journey	0	0	528	31680	484	50820	422	52750
Return Pass Sales	0	0	349	31410	243	38272.5	199	37312.5
Return Pass Entry	0	0	349	0	243	0	199	0
Daily Pass Sales	0	0	269	40350	218	57225	137	42812.5
Daily Pass Return Entry	0	0	1349	0	983	0	576	0
Monthly Pass Entry	0	0	0	0	0	0	0	0
Discount Coupons Sales 50%	0	0	0	0	0	0	0	0
Discount Coupons Sales 25%	0	0	0	0	0	0	0	0
MSRTC BUS Exempted Entry	0	0	0	0	2050	0	0	0
SCHOOL BUS Exempted Entry	0	0	0	0	0	0	0	0
Government Exempted	0	0	119	0	137	0	30	0
Political parties vehicles Traffic count	0	0	1372	0	577	0	444	0
Plaza to plaza Exempted within 6 hours	0	0	215	0	271	0	199	0
Violation Entry	0	0	0	0	0	0	0	0
Total Tollable Vechicle Count							7233	
Total NONTollable Vechicle Count							4729	
Total Vehicle Count							11,962.00	
Total Vehicle Amount							3,82,632.50	
Total Discount Sales								
Total Pass Sales							-	
Total Daily Collection							3,82,632.50	



**Fastgo Infra Pvt.Ltd. And JV
Nagpur IRDP Toll
Daily Tollable & NON Tollable Traffic Count And Revenue Entry Details
(Count'd)**

Date		31-12-2025		
Section Name		Nagpur IRDP		
Bank Name Where Cash Depositing		-----		
Bank Account Number		-----		
Collection Depositing Date		-----		
Transaction Type	Car/Jeep Count	LCV Count	Bus / Truck Count	MAV (Multi Axle Vehicle)Count
Single Journey	0	528	484	422
Return Pass Sales	0	349	243	199
Return Pass Entry	0	349	243	199
Daily Pass Sales	0	269	218	137
Daily Pass Return Entry	0	1349	983	576
Discount Coupons Entry	0	0	0	0
Monthly Pass Entry	0	0	0	0
MSRTC BUS Exempted Entry	0	0	2050	0
SCHOOL BUS Exempted Entry	0	0	0	0
Government Exempted	0	119	137	30
Political parties vehicles Traffic	0	1372	577	444
Plaza to plaza Exempted within 6	0	215	271	199
Violation Entry	0	0	0	0
			Total Tollable Vehicle Count	7,233
			Total NONTollable Vehicle Count	4,729
			Total Vehicle Count	11,962
			Total Vehicle Amount	3,82,632.50
			Total Discount Sales	-
			Total Pass Sales	-
			Total Daily Collection	3,82,632.50