

**MONTHLY/DAILY FEE STATEMENT**

Project Highway: National Highway NH-48

Day/Month: 01-Nov-2025

Sr. No.	Name of Toll Plaza Location	Chainage
National Highway NH-48 (from Km. 20+400 to 131+200)		
1	Somatne Phata	30+050

Type of Vehicle	For corresponding day/month of previous year 1-Nov-2024		For preceding day/month 31-Oct-2025		For the day/month reported upon 1-Nov-2025		
	No. of Vehicles	Fee collected (in Rs.)	No. of Vehicles	Fee collected (in Rs.)	Fee per Vehicle (in Rs.)	No. of Vehicles	Fee collected (in Rs.)
1	2	3	4	5	6	7	8
A-Car (Note-7)	7240	432065	12304	738956		14619	894145
B-LCV	315	124925	1168	194679		1135	254336
C-Bus	687	187178	1535	379638		1507	452463
D-Truck	0	0	0	0	Note-1	0	0
E-Three-axle vehicle	0	0	0	0		0	0
F-Multi-axle Truck	894	321492	2365	904375		2199	866312
G-Oversized vehicle	0	0	0	0		0	0
FASTag Debit Adjustment/ Chargeback Received from Bank (Net) (Note-5)	0	0	0	1256	Note-5	0	1051
<b>H- Total</b>	<b>9136</b>	<b>1065660</b>	<b>17372</b>	<b>2218904</b>		<b>19460</b>	<b>2468307</b>

**Day/Month wise Opening Balance of Toll Collection & Traffic**

Day	1										
Month	11										
Year	2025										
Toll Depositing Bank	State Bank Of India										
Bank Account No.	39177623786										
Transaction Type	Car/Jeep Count	Total Car/Jeep Amount (in Rs.)	Bus/Truck Count	Total Bus/Truck Amount (in Rs.)	LCV Count	Total LCV Amount (in Rs.)	MAV (Multi Axle Vehicle Count)	Total MAV (Multi Axle Vehicle) Amount (in Rs.)	Three Axle Count	Three Axle Count Amount (in Rs.)	FASTag Debit Adjustment/ Chargeback Received from Bank (Net)
1	2	3	4	5	8	9	10	11	12	13	Note-5
Single Journey	9193	432945	1024	170123	711	60252	2030	721583	0	0	1051
Monthly Pass Sales	70	61421	38	168226	63	148007	10	58606	0	0	0
Daily Pass Sales	4561	324642	411	102894	345	43422	152	81153	0	0	0
Local Pass Sales	0	0	0	0	0	0	0	0	0	0	0
Return Pass Sales	0	0	0	0	0	0	0	0	0	0	0
Double User Fee (FASTag Lane Violation) (Note-6)	795	75136	34	11220	16	2656	7	4970	0	0	0

Traffic and Revenue Receivable (Annual Pass - Note 7)		
Transaction Type	Car/Jeep Count	Total Car/Jeep Amount (in Rs.)
1	2	3
Annual Pass	1371	75451

Total Non-Tollable Traffic Count Entry Details (Note-2)					
Transaction Type	Car/Jeep Count	Bus/Truck Count	LCV Count	MAV (Multi Axle Vehicle Count)	Three Axle Count
1	2	3	5	6	7
Reuse & Exit	5134	665	613	191	0
Exemption & Violation	21118	708	269	1054	0

**Notes**

- Fee for Fastag vehicles passing two toll plazas, is collected at two plazas in few cases and therefore section wise traffic details will not be available at one plaza for same.
- All Non-tollable traffic could not be recorded/reported due to unavailability of adequate Lanes & systems. Non-Tollable count includes Reuse of daily/return/monthly pass, exit trips, exemption and violations.
- Reporting (FASTag/Cash/Card) - 12:00:00 AM to 11:59:59 PM.
- Fastag Collection is net of Acquiring Bank Charges
- FASTag Debit Adjustment/Chargeback Received from Bank (Net)
- Double user fee (from cash vehicles entering dedicated Fastag lane) collected from vehicles are reported separately (count and revenue). These are included in vehicle category wise count and revenue.
- Annual FASTag pass w.e.f. 15 August 2025 as per directions of MPEL vide letter no MPEL/DIC/2025/676 dated August 14, 2025.
- Annual Pass Toll Revenue receivable (as given in the table above) is not included in the column 'Fee Collected'.



**MONTHLY/DAILY FEE STATEMENT**

Project Highway: National Highway NH-48

Day/Month: 02-Nov-2025

Sr. No.	Name of Toll Plaza Location	Chainage
National Highway NH-48 (from Km. 20+400 to 131+200)		
1	Somatne Phata	30+050

Type of Vehicle	For corresponding day/month of previous year 2-Nov-2024		For preceding day/month 1-Nov-2025		For the day/month reported upon 2-Nov-2025		
	No. of Vehicles	Fee collected (in Rs.)	No. of Vehicles	Fee collected (in Rs.)	Fee per Vehicle (in Rs.)	No. of Vehicles	Fee collected (in Rs.)
1	2	3	4	5	6	7	8
A-Car (Note-7)	13399	768269	14619	894145	Note-1	14792	864840
B-LCV	310	40032	1135	254336		698	75708
C-Bus	609	118112	1507	452463		1194	255241
D-Truck	0	0	0	0		0	0
E-Three-axle vehicle	0	0	0	0		0	0
F-Multi-axle Truck	789	291410	2199	866312		1912	697849
G-Oversized vehicle	0	0	0	0		0	0
FASTag Debit Adjustment/ Chargeback Received from Bank (Net) (Note-5)	0	353	0	1051		Note-5	0
<b>H- Total</b>	<b>15107</b>	<b>1218176</b>	<b>19460</b>	<b>2468307</b>		<b>18596</b>	<b>1893638</b>

**Day/Month wise Opening Balance of Toll Collection & Traffic**

Day	2										
Month	11										
Year	2025										
Toll Depositing Bank	State Bank Of India										
Bank Account No.	39177623786										
Transaction Type	Car/Jeep Count	Total Car/ Jeep Amount (in Rs.)	Bus/Truck Count	Total Bus / Truck Amount (in Rs.)	LCV Count	Total LCV Amount (in Rs.)	MAV (Multi Axle Vehicle Count)	Total MAV (Multi Axle Vehicle) Amount (in Rs.)	Three Axle Count	Three Axle Count Amount (in Rs.)	FASTag Debit Adjustment/ Chargeback Received from Bank (Net)
1	2	3	4	5	8	9	10	11	12	13	Note-5
Single Journey	9153	434111	883	146961	511	43288	1816	644678	0	0	0
Monthly Pass Sales	13	9583	6	29647	4	8715	0	0	0	0	0
Daily Pass Sales	4671	330946	279	70052	172	21879	86	46070	0	0	0
Local Pass Sales	0	0	0	0	0	0	0	0	0	0	0
Return Pass Sales	0	0	0	0	0	0	0	0	0	0	0
Double User Fee (FASTag Lane Violation) (Note-6)	955	90200	26	8580	11	1826	10	7100	0	0	0

Traffic and Revenue Receivable (Annual Pass - Note 7)		
Transaction Type	Car/Jeep Count	Total Car/ Jeep Amount (in Rs.)
1	2	3
Annual Pass	1402	79052

Total Non-Tollable Traffic Count Entry Details (Note-2)					
Transaction Type	Car/Jeep Count	Bus/Truck Count	LCV Count	MAV (Multi Axle Vehicle Count)	Three Axle Count
1	2	3	5	6	7
Reuse & Exit	5074	475	387	93	0
Exemption & Violation	20128	451	192	644	0

**Notes**

- Fee for Fastag vehicles passing two toll plazas, is collected at two plazas in few cases and therefore section wise traffic details will not be available at one plaza for same.
- All Non-tollable traffic could not be recorded/reported due to unavailability of adequate Lanes & systems. Non-Tollable count includes Reuse of daily/return/monthly pass, exit trips, exemption and violations.
- Reporting (FASTag/Cash/Card) - 12:00:00 AM to 11:59:59 PM.
- Fastag Collection is net of Acquiring Bank Charges
- FASTag Debit Adjustment/Chargeback Received from Bank (Net)
- Double user fee (from cash vehicles entering dedicated Fastag lane) collected from vehicles are reported separately (count and revenue). These are included in vehicle category wise count and revenue.
- Annual FASTag pass w.e.f. 15 August 2025 as per directions of MPEL vide letter no MPEL/DIC/2025/676 dated August 14, 2025.
- Annual Pass Toll Revenue receivable (as given in the table above) is not included in the column 'Fee Collected'.



**MONTHLY/DAILY FEE STATEMENT**

Project Highway: National Highway NH-48

Day/Month: 03-Nov-2025

Sr. No.	Name of Toll Plaza Location	Chainage
National Highway NH-48 (from Km. 20+400 to 131+200)		
1	Somatne Phata	30+050

Type of Vehicle	For corresponding day/month of previous year 3-Nov-2024		For preceding day/month 2-Nov-2025		For the day/month reported upon 3-Nov-2025		
	No. of Vehicles	Fee collected (in Rs.)	No. of Vehicles	Fee collected (in Rs.)	Fee per Vehicle (in Rs.)	No. of Vehicles	Fee collected (in Rs.)
1	2	3	4	5	6	7	8
A-Car (Note-7)	15034	854888	14792	864840	Note-1	11418	743802
B-LCV	310	34929	698	75708		1004	125173
C-Bus	687	132864	1194	255241		1416	347352
D-Truck	0	0	0	0		0	0
E-Three-axle vehicle	0	0	0	0		0	0
F-Multi-axle Truck	815	293544	1912	697849		2122	783488
G-Oversized vehicle	0	0	0	0		0	0
FASTag Debit Adjustment/ Chargeback Received from Bank (Net) (Note-5)	0	0	0	0		Note-5	0
<b>H- Total</b>	<b>16846</b>	<b>1316226</b>	<b>18596</b>	<b>1893638</b>		<b>15960</b>	<b>2002871</b>

**Day/Month wise Opening Balance of Toll Collection & Traffic**

Day	3
Month	11
Year	2025
Toll Depositing Bank	State Bank Of India
Bank Account No.	39177623786


Transaction Type	Car/Jeep Count	Total Car/ Jeep Amount (in Rs.)	Bus/Truck Count	Total Bus / Truck Amount (in Rs.)	LCV Count	Total LCV Amount (in Rs.)	MAV (Multi Axle Vehicle Count)	Total MAV (Multi Axle Vehicle) Amount (in Rs.)	Three Axle Count	Three Axle Count Amount (in Rs.)	FASTag Debit Adjustment/ Chargeback Received from Bank (Net)
1	2	3	4	5	8	9	10	11	12	13	Note-5
Single Journey	6757	315191	997	165563	615	51625	1958	695420	0	0	3057
Monthly Pass Sales	78	87937	16	79060	10	24856	0	0	0	0	0
Daily Pass Sales	3953	281360	378	94478	363	46036	161	85937	0	0	0
Local Pass Sales	0	0	0	0	0	0	0	0	0	0	0
Return Pass Sales	0	0	0	0	0	0	0	0	0	0	0
Double User Fee (FASTag Lane Violation) (Note-6)	630	59314	25	8250	16	2656	3	2130	0	0	0

Traffic and Revenue Receivable (Annual Pass - Note 7)		
Transaction Type	Car/Jeep Count	Total Car/ Jeep Amount (in Rs.)
1	2	3
Annual Pass	1237	66167

Total Non-Tollable Traffic Count Entry Details (Note-2)					
Transaction Type	Car/Jeep Count	Bus/Truck Count	LCV Count	MAV (Multi Axle Vehicle Count)	Three Axle Count
1	2	3	5	6	7
Reuse & Exit	4702	787	808	191	0
Exemption & Violation	20942	865	370	1236	0

**Notes**

1. Fee for Fastag vehicles passing two toll plazas, is collected at two plazas in few cases and therefore section wise traffic details will not be available at one plaza for same.
2. All Non-tollable traffic could not be recorded/reported due to unavailability of adequate Lanes & systems. Non-Tollable count includes Reuse of daily/return/monthly pass, exit trips, exemption and violations.
3. Reporting (FASTag/Cash/Card) - 12:00:00 AM to 11:59:59 PM.
4. Fastag Collection is net of Acquiring Bank Charges
5. FASTag Debit Adjustment/Chargeback Received from Bank (Net)
6. Double user fee (from cash vehicles entering dedicated Fastag lane) collected from vehicles are reported separately (count and revenue). These are included in vehicle category wise count and revenue.
7. Annual FASTag pass w.e.f. 15 August 2025 as per directions of MPEL vide letter no MPEL/DIC/2025/676 dated August 14, 2025.
8. Annual Pass Toll Revenue receivable (as given in the table above) is not included in the column 'Fee Collected'.



**MONTHLY/DAILY FEE STATEMENT**

Project Highway: National Highway NH-48

Day/Month: 04-Nov-2025

Sr. No.	Name of Toll Plaza Location	Chainage
National Highway NH-48 (from Km. 20+400 to 131+200)		
1	Somatne Phata	30+050

Type of Vehicle	For corresponding day/month of previous year 4-Nov-2024		For preceding day/month 3-Nov-2025		For the day/month reported upon 4-Nov-2025		
	No. of Vehicles	Fee collected (in Rs.)	No. of Vehicles	Fee collected (in Rs.)	Fee per Vehicle (in Rs.)	No. of Vehicles	Fee collected (in Rs.)
1	2	3	4	5	6	7	8
A-Car (Note-7)	13055	768168	11418	743802		10970	648481
B-LCV	612	97281	1004	125173		1068	131538
C-Bus	903	173338	1416	347352		1443	367836
D-Truck	0	0	0	0	Note-1	0	0
E-Three-axle vehicle	0	0	0	0		0	0
F-Multi-axle Truck	1445	535618	2122	783488		2064	764829
G-Oversized vehicle	0	0	0	0		0	0
FASTag Debit Adjustment/ Chargeback Received from Bank (Net) (Note-5)	0	83	0	3057	Note-5	0	1032
<b>H- Total</b>	<b>16015</b>	<b>1574489</b>	<b>15960</b>	<b>2002871</b>		<b>15545</b>	<b>1913716</b>

**Day/Month wise Opening Balance of Toll Collection & Traffic**

Day	4
Month	11
Year	2025
Toll Depositing Bank	State Bank Of India
Bank Account No.	39177623786

Transaction Type	Car/Jeep Count	Total Car/Jeep Amount (in Rs.)	Bus/Truck Count	Total Bus/Truck Amount (in Rs.)	LCV Count	Total LCV Amount (in Rs.)	MAV (Multi Axle Vehicle Count)	Total MAV (Multi Axle Vehicle) Amount (in Rs.)	Three Axle Count	Three Axle Count Amount (in Rs.)	FASTag Debit Adjustment/ Chargeback Received from Bank (Net)
1	2	3	4	5	8	9	10	11	12	13	Note-5
Single Journey	6282	293993	1004	166932	629	53471	1895	674282	0	0	1032
Monthly Pass Sales	8	7786	19	93884	9	22370	0	0	0	0	0
Daily Pass Sales	4110	292746	392	97781	393	49555	167	89126	0	0	0
Local Pass Sales	0	0	0	0	0	0	0	0	0	0	0
Return Pass Sales	0	0	0	0	0	0	0	0	0	0	0
Double User Fee (FASTag Lane Violation) (Note-6)	570	53956	28	9240	37	6142	2	1420	0	0	0

Traffic and Revenue Receivable (Annual Pass - Note 7)		
Transaction Type	Car/Jeep Count	Total Car/Jeep Amount (in Rs.)
1	2	3
Annual Pass	1170	63579

Total Non-Tollable Traffic Count Entry Details (Note-2)					
Transaction Type	Car/Jeep Count	Bus/Truck Count	LCV Count	MAV (Multi Axle Vehicle Count)	Three Axle Count
1	2	3	5	6	7
Reuse & Exit	4888	831	873	186	0
Exemption & Violation	21017	957	324	1544	0

**Notes**

- Fee for Fastag vehicles passing two toll plazas, is collected at two plazas in few cases and therefore section wise traffic details will not be available at one plaza for same.
- All Non-tollable traffic could not be recorded/reported due to unavailability of adequate Lanes & systems. Non-Tollable count includes Reuse of daily/return/monthly pass, exit trips, exemption and violations.
- Reporting (FASTag/Cash/Card) - 12:00:00 AM to 11:59:59 PM.
- Fastag Collection is net of Acquiring Bank Charges
- FASTag Debit Adjustment/Chargeback Received from Bank (Net)
- Double user fee (from cash vehicles entering dedicated Fastag lane) collected from vehicles are reported separately (count and revenue). These are included in vehicle category wise count and revenue.
- Annual FASTag pass w.e.f. 15 August 2025 as per directions of MPEL vide letter no MPEL/DIC/2025/676 dated August 14, 2025.
- Annual Pass Toll Revenue receivable (as given in the table above) is not included in the column 'Fee Collected'.



**MONTHLY/DAILY FEE STATEMENT**

Project Highway: National Highway NH-48

Day/Month: 05-Nov-2025

Sr. No.	Name of Toll Plaza Location	Chainage
National Highway NH-48 (from Km. 20+400 to 131+200)		
1	Somatne Phata	30+050

Type of Vehicle	For corresponding day/month of previous year 5-Nov-2024		For preceding day/month 4-Nov-2025		For the day/month reported upon 5-Nov-2025		
	No. of Vehicles	Fee collected (in Rs.)	No. of Vehicles	Fee collected (in Rs.)	Fee per Vehicle (in Rs.)	No. of Vehicles	Fee collected (in Rs.)
1	2	3	4	5	6	7	8
A-Car (Note-7)	12388	736586	10970	648481		11447	680653
B-LCV	805	86322	1068	131538		1065	110087
C-Bus	1155	223479	1443	367836		1435	306275
D-Truck	0	0	0	0	Note-1	0	0
E-Three-axle vehicle	0	0	0	0		0	0
F-Multi-axle Truck	1468	552151	2064	764829		2307	853372
G-Oversized vehicle	0	0	0	0		0	0
FASTag Debit Adjustment/ Chargeback Received from Bank (Net) (Note-5)	0	0	0	1032	Note-5	0	435
<b>H- Total</b>	<b>15816</b>	<b>1598539</b>	<b>15545</b>	<b>1913716</b>		<b>16254</b>	<b>1950823</b>

**Day/Month wise Opening Balance of Toll Collection & Traffic**

Day	5										
Month	11										
Year	2025										
Toll Depositing Bank	State Bank Of India										
Bank Account No.	39177623786										
Transaction Type	Car/Jeep Count	Total Car/Jeep Amount (in Rs.)	Bus/Truck Count	Total Bus/Truck Amount (in Rs.)	LCV Count	Total LCV Amount (in Rs.)	MAV (Multi Axle Vehicle Count)	Total MAV (Multi Axle Vehicle) Amount (in Rs.)	Three Axle Count	Three Axle Count Amount (in Rs.)	FASTag Debit Adjustment/ Chargeback Received from Bank (Net)
1	2	3	4	5	8	9	10	11	12	13	Note-5
Single Journey	6459	303950	1047	174897	660	56138	2131	758213	0	0	435
Monthly Pass Sales	11	7457	7	34589	1	2486	0	0	0	0	0
Daily Pass Sales	4330	308116	359	89529	386	48475	170	90899	0	0	0
Local Pass Sales	0	0	0	0	0	0	0	0	0	0	0
Return Pass Sales	0	0	0	0	0	0	0	0	0	0	0
Double User Fee (FASTag Lane Violation) (Note-6)	647	61130	22	7260	18	2988	6	4260	0	0	0

Traffic and Revenue Receivable (Annual Pass - Note 7)		
Transaction Type	Car/Jeep Count	Total Car/Jeep Amount (in Rs.)
1	2	3
Annual Pass	1241	67800

Total Non-Tollable Traffic Count Entry Details (Note-2)					
Transaction Type	Car/Jeep Count	Bus/Truck Count	LCV Count	MAV (Multi Axle Vehicle Count)	Three Axle Count
1	2	3	5	6	7
Reuse & Exit	5091	814	870	200	0
Exemption & Violation	20995	877	305	1513	0

**Notes**

1. Fee for Fastag vehicles passing two toll plazas, is collected at two plazas in few cases and therefore section wise traffic details will not be available at one plaza for same.
2. All Non-tollable traffic could not be recorded/reported due to unavailability of adequate Lanes & systems. Non-Tollable count includes Reuse of daily/return/monthly pass, exit trips, exemption and violations.
3. Reporting (FASTag/Cash/Card) - 12:00:00 AM to 11:59:59 PM.
4. Fastag Collection is net of Acquiring Bank Charges
5. FASTag Debit Adjustment/Chargeback Received from Bank (Net)
6. Double user fee (from cash vehicles entering dedicated Fastag lane) collected from vehicles are reported separately (count and revenue). These are included in vehicle category wise count and revenue.
7. Annual FASTag pass w.e.f. 15 August 2025 as per directions of MPEL vide letter no MPEL/DIC/2025/676 dated August 14, 2025.
8. Annual Pass Toll Revenue receivable (as given in the table above) is not included in the column 'Fee Collected'.



**MONTHLY/DAILY FEE STATEMENT**

Project Highway: National Highway NH-48

Day/Month: 06-Nov-2025

Sr. No.	Name of Toll Plaza Location	Chainage
National Highway NH-48 (from Km. 20+400 to 131+200)		
1	Somatne Phata	30+050

Type of Vehicle	For corresponding day/month of previous year 6-Nov-2024		For preceding day/month 5-Nov-2025		For the day/month reported upon 6-Nov-2025		
	No. of Vehicles	Fee collected (in Rs.)	No. of Vehicles	Fee collected (in Rs.)	Fee per Vehicle (in Rs.)	No. of Vehicles	Fee collected (in Rs.)
1	2	3	4	5	6	7	8
A-Car (Note-7)	11872	756084	11447	680653	Note-1	10823	646710
B-LCV	798	101314	1065	110087		1052	108812
C-Bus	1289	330377	1435	306275		1408	267924
D-Truck	0	0	0	0		0	0
E-Three-axle vehicle	0	0	0	0		0	0
F-Multi-axle Truck	1659	618474	2307	853372		2231	822062
G-Oversized vehicle	0	0	0	0		0	0
FASTag Debit Adjustment/ Chargeback Received from Bank (Net) (Note-5)	0	-3501	0	435		Note-5	0
<b>H- Total</b>	<b>15618</b>	<b>1802748</b>	<b>16254</b>	<b>1950823</b>		<b>15514</b>	<b>1846516</b>

**Day/Month wise Opening Balance of Toll Collection & Traffic**

Day	6
Month	11
Year	2025
Toll Depositing Bank	State Bank Of India
Bank Account No.	39177623786

Transaction Type	Car/Jeep Count	Total Car/Jeep Amount (in Rs.)	Bus/Truck Count	Total Bus/Truck Amount (in Rs.)	LCV Count	Total LCV Amount (in Rs.)	MAV (Multi Axle Vehicle Count)	Total MAV (Multi Axle Vehicle) Amount (in Rs.)	Three Axle Count	Three Axle Count Amount (in Rs.)	FASTag Debit Adjustment/ Chargeback Received from Bank (Net)
1	2	3	4	5	8	9	10	11	12	13	Note-5
Single Journey	6164	287894	1022	169733	648	54695	2071	735763	0	0	1008
Monthly Pass Sales	10	14150	0	0	1	2486	0	0	0	0	0
Daily Pass Sales	4078	290898	363	90601	381	47979	153	81328	0	0	0
Local Pass Sales	0	0	0	0	0	0	0	0	0	0	0
Return Pass Sales	0	0	0	0	0	0	0	0	0	0	0
Double User Fee (FASTag Lane Violation) (Note-6)	571	53768	23	7590	22	3652	7	4970	0	0	0

Traffic and Revenue Receivable (Annual Pass - Note 7)		
Transaction Type	Car/Jeep Count	Total Car/Jeep Amount (in Rs.)
1	2	3
Annual Pass	1159	62960

Total Non-Tollable Traffic Count Entry Details (Note-2)					
Transaction Type	Car/Jeep Count	Bus/Truck Count	LCV Count	MAV (Multi Axle Vehicle Count)	Three Axle Count
1	2	3	5	6	7
Reuse & Exit	4934	834	891	184	0
Exemption & Violation	20470	949	403	1487	0

**Notes**

- Fee for Fastag vehicles passing two toll plazas, is collected at two plazas in few cases and therefore section wise traffic details will not be available at one plaza for same.
- All Non-tollable traffic could not be recorded/reported due to unavailability of adequate Lanes & systems. Non-Tollable count includes Reuse of daily/return/monthly pass, exit trips, exemption and violations.
- Reporting (FASTag/Cash/Card) - 12:00:00 AM to 11:59:59 PM.
- Fastag Collection is net of Acquiring Bank Charges
- FASTag Debit Adjustment/Chargeback Received from Bank (Net)
- Double user fee (from cash vehicles entering dedicated Fastag lane) collected from vehicles are reported separately (count and revenue). These are included in vehicle category wise count and revenue.
- Annual FASTag pass w.e.f. 15 August 2025 as per directions of MPEL vide letter no MPEL/DIC/2025/676 dated August 14, 2025.
- Annual Pass Toll Revenue receivable (as given in the table above) is not included in the column 'Fee Collected'.



**MONTHLY/DAILY FEE STATEMENT**

Project Highway: National Highway NH-48

Day/Month: 07-Nov-2025

Sr. No.	Name of Toll Plaza Location	Chainage
National Highway NH-48 (from Km. 20+400 to 131+200)		
1	Somatne Phata	30+050

Type of Vehicle	For corresponding day/month of previous year 7-Nov-2024		For preceding day/month 6-Nov-2025		For the day/month reported upon 7-Nov-2025		
	No. of Vehicles	Fee collected (in Rs.)	No. of Vehicles	Fee collected (in Rs.)	Fee per Vehicle (in Rs.)	No. of Vehicles	Fee collected (in Rs.)
1	2	3	4	5	6	7	8
A-Car (Note-7)	11946	708251	10823	646710	Note-1	12098	699302
B-LCV	879	104079	1052	108812		1143	115711
C-Bus	1281	263112	1408	267924		1453	281192
D-Truck	0	0	0	0		0	0
E-Three-axle vehicle	0	0	0	0		0	0
F-Multi-axle Truck	1734	734130	2231	822062		2106	774511
G-Oversized vehicle	0	0	0	0		0	0
FASTag Debit Adjustment/ Chargeback Received from Bank (Net) (Note-5)	0	-254	0	1008		Note-5	0
<b>H- Total</b>	<b>15840</b>	<b>1809318</b>	<b>15514</b>	<b>1846516</b>		<b>16800</b>	<b>1871787</b>

**Day/Month wise Opening Balance of Toll Collection & Traffic**

Day	7										
Month	11										
Year	2025										
Toll Depositing Bank	State Bank Of India										
Bank Account No.	39177623786										
Transaction Type	Car/Jeep Count	Total Car/ Jeep Amount (in Rs.)	Bus/Truck Count	Total Bus / Truck Amount (in Rs.)	LCV Count	Total LCV Amount (in Rs.)	MAV (Multi Axle Vehicle Count)	Total MAV (Multi Axle Vehicle) Amount (in Rs.)	Three Axle Count	Three Axle Count Amount (in Rs.)	FASTag Debit Adjustment/ Chargeback Received from Bank (Net)
1	2	3	4	5	8	9	10	11	12	13	Note-5
Single Journey	7310	342821	1024	170788	713	60891	1960	695834	0	0	1072
Monthly Pass Sales	3	1437	0	0	0	0	0	0	0	0	0
Daily Pass Sales	4146	294695	386	96213	409	51333	143	76547	0	0	0
Local Pass Sales	0	0	0	0	0	0	0	0	0	0	0
Return Pass Sales	0	0	0	0	0	0	0	0	0	0	0
Double User Fee (FASTag Lane Violation) (Note-6)	639	60348	43	14190	21	3486	3	2130	0	0	0

Traffic and Revenue Receivable (Annual Pass - Note 7)		
Transaction Type	Car/Jeep Count	Total Car/ Jeep Amount (in Rs.)
1	2	3
Annual Pass	1314	71288

Total Non-Tollable Traffic Count Entry Details (Note-2)					
Transaction Type	Car/Jeep Count	Bus/Truck Count	LCV Count	MAV (Multi Axle Vehicle Count)	Three Axle Count
1	2	3	5	6	7
Reuse & Exit	4932	859	909	163	0
Exemption & Violation	21120	942	358	1298	0

**Notes**

- Fee for Fastag vehicles passing two toll plazas, is collected at two plazas in few cases and therefore section wise traffic details will not be available at one plaza for same.
- All Non-tollable traffic could not be recorded/reported due to unavailability of adequate Lanes & systems. Non-Tollable count includes Reuse of daily/return/monthly pass, exit trips, exemption and violations.
- Reporting (FASTag/Cash/Card) - 12:00:00 AM to 11:59:59 PM.
- Fastag Collection is net of Acquiring Bank Charges
- FASTag Debit Adjustment/Chargeback Received from Bank (Net)
- Double user fee (from cash vehicles entering dedicated Fastag lane) collected from vehicles are reported separately (count and revenue). These are included in vehicle category wise count and revenue.
- Annual FASTag pass w.e.f. 15 August 2025 as per directions of MPEL vide letter no MPEL/DIC/2025/676 dated August 14, 2025.
- Annual Pass Toll Revenue receivable (as given in the table above) is not included in the column 'Fee Collected'.



**MONTHLY/DAILY FEE STATEMENT**

Project Highway: National Highway NH-48

Day/Month: 08-Nov-2025

Sr. No.	Name of Toll Plaza Location	Chainage
National Highway NH-48 (from Km. 20+400 to 131+200)		
1	Somatne Phata	30+050

Type of Vehicle	For corresponding day/month of previous year 8-Nov-2024		For preceding day/month 7-Nov-2025		For the day/month reported upon 8-Nov-2025		
	No. of Vehicles	Fee collected (in Rs.)	No. of Vehicles	Fee collected (in Rs.)	Fee per Vehicle (in Rs.)	No. of Vehicles	Fee collected (in Rs.)
1	2	3	4	5	6	7	8
A-Car (Note-7)	12673	735363	12098	699302	Note-1	14658	839924
B-LCV	890	93581	1143	115711		1030	106122
C-Bus	1368	267789	1453	281192		1486	290023
D-Truck	0	0	0	0		0	0
E-Three-axle vehicle	0	0	0	0		0	0
F-Multi-axle Truck	1726	641983	2106	774511		2169	800440
G-Oversized vehicle	0	0	0	0		0	0
FASTag Debit Adjustment/ Chargeback Received from Bank (Net) (Note-5)	0	400	0	1072		Note-5	0
<b>H- Total</b>	<b>16657</b>	<b>1739116</b>	<b>16800</b>	<b>1871787</b>		<b>19343</b>	<b>2037193</b>

**Day/Month wise Opening Balance of Toll Collection & Traffic**

Day	8
Month	11
Year	2025
Toll Depositing Bank	State Bank Of India
Bank Account No.	39177623786

Transaction Type	Car/Jeep Count	Total Car/Jeep Amount (in Rs.)	Bus/Truck Count	Total Bus/Truck Amount (in Rs.)	LCV Count	Total LCV Amount (in Rs.)	MAV (Multi Axle Vehicle Count)	Total MAV (Multi Axle Vehicle) Amount (in Rs.)	Three Axle Count	Three Axle Count Amount (in Rs.)	FASTag Debit Adjustment/ Chargeback Received from Bank (Net)
1	2	3	4	5	8	9	10	11	12	13	Note-5
Single Journey	9285	439220	1072	178641	651	55447	2006	712369	0	0	684
Monthly Pass Sales	2	1437	1	4941	1	2486	0	0	0	0	0
Daily Pass Sales	4630	329206	373	93241	360	45202	156	83101	0	0	0
Local Pass Sales	0	0	0	0	0	0	0	0	0	0	0
Return Pass Sales	0	0	0	0	0	0	0	0	0	0	0
Double User Fee (FASTag Lane Violation) (Note-6)	741	70060	40	13200	18	2988	7	4970	0	0	0

Traffic and Revenue Receivable (Annual Pass - Note 7)		
Transaction Type	Car/Jeep Count	Total Car/Jeep Amount (in Rs.)
1	2	3
Annual Pass	1484	80796

Total Non-Tollable Traffic Count Entry Details (Note-2)					
Transaction Type	Car/Jeep Count	Bus/Truck Count	LCV Count	MAV (Multi Axle Vehicle Count)	Three Axle Count
1	2	3	5	6	7
Reuse & Exit	5268	788	682	188	0
Exemption & Violation	20308	932	330	1251	0

**Notes**

1. Fee for Fastag vehicles passing two toll plazas, is collected at two plazas in few cases and therefore section wise traffic details will not be available at one plaza for same.
2. All Non-tollable traffic could not be recorded/reported due to unavailability of adequate Lanes & systems. Non-Tollable count includes Reuse of daily/return/monthly pass, exit trips, exemption and violations.
3. Reporting (FASTag/Cash/Card) - 12:00:00 AM to 11:59:59 PM.
4. Fastag Collection is net of Acquiring Bank Charges
5. FASTag Debit Adjustment/Chargeback Received from Bank (Net)
6. Double user fee (from cash vehicles entering dedicated Fastag lane) collected from vehicles are reported separately (count and revenue). These are included in vehicle category wise count and revenue.
7. Annual FASTag pass w.e.f. 15 August 2025 as per directions of MPEL vide letter no MPEL/DIC/2025/676 dated August 14, 2025.
8. Annual Pass Toll Revenue receivable (as given in the table above) is not included in the column 'Fee Collected'.



**MONTHLY/DAILY FEE STATEMENT**

Project Highway: National Highway NH-48

Day/Month: 09-Nov-2025

Sr. No.	Name of Toll Plaza Location	Chainage
National Highway NH-48 (from Km. 20+400 to 131+200)		
1	Somatne Phata	30+050

Type of Vehicle	For corresponding day/month of previous year 9-Nov-2024		For preceding day/month 8-Nov-2025		For the day/month reported upon 9-Nov-2025		
	No. of Vehicles	Fee collected (in Rs.)	No. of Vehicles	Fee collected (in Rs.)	Fee per Vehicle (in Rs.)	No. of Vehicles	Fee collected (in Rs.)
1	2	3	4	5	6	7	8
A-Car (Note-7)	14997	865962	14658	839924	Note-1	15027	870764
B-LCV	926	96563	1030	106122		722	70319
C-Bus	1387	269933	1486	290023		1150	214652
D-Truck	0	0	0	0		0	0
E-Three-axle vehicle	0	0	0	0		0	0
F-Multi-axle Truck	1728	643814	2169	800440		1817	660452
G-Oversized vehicle	0	0	0	0		0	0
FASTag Debit Adjustment/ Chargeback Received from Bank (Net) (Note-5)	0	606	0	684	Note-5	0	0
<b>H- Total</b>	<b>19038</b>	<b>1876878</b>	<b>19343</b>	<b>2037193</b>		<b>18716</b>	<b>1816187</b>

**Day/Month wise Opening Balance of Toll Collection & Traffic**

Day	9
Month	11
Year	2025
Toll Depositing Bank	State Bank Of India
Bank Account No.	39177623786

Transaction Type	Car/Jeep Count	Total Car/ Jeep Amount (in Rs.)	Bus/Truck Count	Total Bus / Truck Amount (in Rs.)	LCV Count	Total LCV Amount (in Rs.)	MAV (Multi Axle Vehicle Count)	Total MAV (Multi Axle Vehicle) Amount (in Rs.)	Three Axle Count	Three Axle Count Amount (in Rs.)	FASTag Debit Adjustment/ Chargeback Received from Bank (Net)		
1	2	3	4	5	6	7	8	9	10	11	12	13	Note-5
Single Journey	9212	435627	880	146249	512	43259	1740	618273	0	0	0		
Monthly Pass Sales	1	359	0	0	0	0	0	0	0	0	0		
Daily Pass Sales	4824	341624	258	64444	193	24238	71	37919	0	0	0		
Local Pass Sales	0	0	0	0	0	0	0	0	0	0	0		
Return Pass Sales	0	0	0	0	0	0	0	0	0	0	0		
Double User Fee (FASTag Lane Violation) (Note-6)	990	93154	12	3960	17	2822	6	4260	0	0	0		

Traffic and Revenue Receivable (Annual Pass - Note 7)		
Transaction Type	Car/Jeep Count	Total Car/ Jeep Amount (in Rs.)
1	2	3
Annual Pass	1372	76520

Total Non-Tollable Traffic Count Entry Details (Note-2)					
Transaction Type	Car/Jeep Count	Bus/Truck Count	LCV Count	MAV (Multi Axle Vehicle Count)	Three Axle Count
1	2	3	4	5	6
Reuse & Exit	5254	494	424	76	0
Exemption & Violation	20651	768	197	448	0



**Notes**

1. Fee for Fastag vehicles passing two toll plazas, is collected at two plazas in few cases and therefore section wise traffic details will not be available at one plaza for same.
2. All Non-tollable traffic could not be recorded/reported due to unavailability of adequate Lanes & systems. Non-Tollable count includes Reuse of daily/return/monthly pass, exit trips, exemption and violations.
3. Reporting (FASTag/Cash/Card) - 12:00:00 AM to 11:59:59 PM.
4. Fastag Collection is net of Acquiring Bank Charges
5. FASTag Debit Adjustment/Chargeback Received from Bank (Net)
6. Double user fee (from cash vehicles entering dedicated Fastag lane) collected from vehicles are reported separately (count and revenue). These are included in vehicle category wise count and revenue.
7. Annual FASTag pass w.e.f. 15 August 2025 as per directions of MPEL vide letter no MPEL/DIC/2025/676 dated August 14, 2025.
8. Annual Pass Toll Revenue receivable (as given in the table above) is not included in the column 'Fee Collected'.

**MONTHLY/DAILY FEE STATEMENT**

Project Highway: National Highway NH-48

Day/Month: 10-Nov-2025

Sr. No.	Name of Toll Plaza Location	Chainage
National Highway NH-48 (from Km. 20+400 to 131+200)		
1	Somatne Phata	30+050

Type of Vehicle	For corresponding day/month of previous year 10-Nov-2024		For preceding day/month 9-Nov-2025		For the day/month reported upon 10-Nov-2025		
	No. of Vehicles	Fee collected (in Rs.)	No. of Vehicles	Fee collected (in Rs.)	Fee per Vehicle (in Rs.)	No. of Vehicles	Fee collected (in Rs.)
1	2	3	4	5	6	7	8
A-Car (Note-7)	16055	925271	15027	870764	Note-1	11339	666664
B-LCV	656	68336	722	70319		1003	105408
C-Bus	1112	210553	1150	214652		1408	269941
D-Truck	0	0	0	0		0	0
E-Three-axle vehicle	0	0	0	0		0	0
F-Multi-axle Truck	1506	556762	1817	660452		2235	819641
G-Oversized vehicle	0	0	0	0		0	0
FASTag Debit Adjustment/ Chargeback Received from Bank (Net) (Note-5)	0	0	0	0	Note-5	0	2671
<b>H- Total</b>	<b>19329</b>	<b>1760923</b>	<b>18716</b>	<b>1816187</b>		<b>15985</b>	<b>1864326</b>

**Day/Month wise Opening Balance of Toll Collection & Traffic**


Day	10										
Month	11										
Year	2025										
Toll Depositing Bank	State Bank Of India										
Bank Account No.	39177623786										
Transaction Type	Car/Jeep Count	Total Car/ Jeep Amount (in Rs.)	Bus/Truck Count	Total Bus / Truck Amount (in Rs.)	LCV Count	Total LCV Amount (in Rs.)	MAV (Multi Axle Vehicle Count)	Total MAV (Multi Axle Vehicle) Amount (in Rs.)	Three Axle Count	Three Axle Count Amount (in Rs.)	FASTag Debit Adjustment/ Chargeback Received from Bank (Net)
1	2	3	4	5	8	9	10	11	12	13	Note-5
Single Journey	6476	302412	992	164081	623	52204	1970	700150	0	0	2671
Monthly Pass Sales	3	1797	0	0	2	4971	79	18480	0	0	0
Daily Pass Sales	4184	298223	400	100580	363	45742	174	92491	0	0	0
Local Pass Sales	0	0	0	0	0	0	0	0	0	0	0
Return Pass Sales	0	0	0	0	0	0	0	0	0	0	0
Double User Fee (FASTag Lane Violation) (Note-6)	676	64232	16	5280	15	2490	12	8520	0	0	0

Traffic and Revenue Receivable (Annual Pass - Note 7)		
Transaction Type	Car/Jeep Count	Total Car/ Jeep Amount (in Rs.)
1	2	3
Annual Pass	1328	72357

Total Non-Tollable Traffic Count Entry Details (Note-2)					
Transaction Type	Car/Jeep Count	Bus/Truck Count	LCV Count	MAV (Multi Axle Vehicle Count)	Three Axle Count
1	2	3	5	6	7
Reuse & Exit	5029	869	849	193	0
Exemption & Violation	21359	1022	345	1303	0

**Notes**

- Fee for Fastag vehicles passing two toll plazas, is collected at two plazas in few cases and therefore section wise traffic details will not be available at one plaza for same.
- All Non-tollable traffic could not be recorded/reported due to unavailability of adequate Lanes & systems. Non-Tollable count includes Reuse of daily/return/monthly pass, exit trips, exemption and violations.
- Reporting (FASTag/Cash/Card) - 12:00:00 AM to 11:59:59 PM.
- Fastag Collection is net of Acquiring Bank Charges
- FASTag Debit Adjustment/Chargeback Received from Bank (Net)
- Double user fee (from cash vehicles entering dedicated Fastag lane) collected from vehicles are reported separately (count and revenue). These are included in vehicle category wise count and revenue.
- Annual FASTag pass w.e.f. 15 August 2025 as per directions of MPEL vide letter no MPEL/DIC/2025/676 dated August 14, 2025.
- Annual Pass Toll Revenue receivable (as given in the table above) is not included in the column 'Fee Collected'.



**MONTHLY/DAILY FEE STATEMENT**

Project Highway: National Highway NH-48

Day/Month: 11-Nov-2025

Sr. No.	Name of Toll Plaza Location	Chainage
National Highway NH-48 (from Km. 20+400 to 131+200)		
1	Somatne Phata	30+050

Type of Vehicle	For corresponding day/month of previous year 11-Nov-2024		For preceding day/month 10-Nov-2025		For the day/month reported upon 11-Nov-2025		
	No. of Vehicles	Fee collected (in Rs.)	No. of Vehicles	Fee collected (in Rs.)	Fee per Vehicle (in Rs.)	No. of Vehicles	Fee collected (in Rs.)
1	2	3	4	5	6	7	8
A-Car (Note-7)	11780	692850	11339	666664	Note-1	10513	620922
B-LCV	778	81338	1003	105408		1023	105580
C-Bus	1346	273332	1408	269941		1409	268336
D-Truck	0	0	0	0		0	0
E-Three-axle vehicle	0	0	0	0		0	0
F-Multi-axle Truck	1699	651937	2235	819641		2304	858971
G-Oversized vehicle	0	0	0	0		0	0
FASTag Debit Adjustment/ Chargeback Received from Bank (Net) (Note-5)	0	576	0	2671	Note-5	0	1142
<b>H- Total</b>	<b>15603</b>	<b>1700034</b>	<b>15985</b>	<b>1864326</b>		<b>15249</b>	<b>1854951</b>

**Day/Month wise Opening Balance of Toll Collection & Traffic**

Day	11										
Month	11										
Year	2025										
Toll Depositing Bank	State Bank Of India										
Bank Account No.	39177623786										
Transaction Type	Car/Jeep Count	Total Car/ Jeep Amount (in Rs.)	Bus/Truck Count	Total Bus / Truck Amount (in Rs.)	LCV Count	Total LCV Amount (in Rs.)	MAV (Multi Axle Vehicle Count)	Total MAV (Multi Axle Vehicle) Amount (in Rs.)	Three Axle Count	Three Axle Count Amount (in Rs.)	FASTag Debit Adjustment/ Chargeback Received from Bank (Net)
1	2	3	4	5	8	9	10	11	12	13	Note-5
Single Journey	5919	277190	1024	170061	635	53953	2095	746983	0	0	1142
Monthly Pass Sales	2	2129	0	0	1	2486	0	0	0	0	0
Daily Pass Sales	3933	279346	357	89034	371	46485	204	108438	0	0	0
Local Pass Sales	0	0	0	0	0	0	0	0	0	0	0
Return Pass Sales	0	0	0	0	0	0	0	0	0	0	0
Double User Fee (FASTag Lane Violation) (Note-6)	659	62258	28	9240	16	2656	5	3550	0	0	0

Traffic and Revenue Receivable (Annual Pass - Note 7)		
Transaction Type	Car/Jeep Count	Total Car/ Jeep Amount (in Rs.)
1	2	3
Annual Pass	1200	64367

Total Non-Tollable Traffic Count Entry Details (Note-2)					
Transaction Type	Car/Jeep Count	Bus/Truck Count	LCV Count	MAV (Multi Axle Vehicle Count)	Three Axle Count
1	2	3	5	6	7
Reuse & Exit	4786	849	894	240	0
Exemption & Violation	20157	961	372	1294	0

**Notes**

1. Fee for Fastag vehicles passing two toll plazas, is collected at two plazas in few cases and therefore section wise traffic details will not be available at one plaza for same.
2. All Non-tollable traffic could not be recorded/reported due to unavailability of adequate Lanes & systems. Non-Tollable count includes Reuse of daily/return/monthly pass, exit trips, exemption and violations.
3. Reporting (FASTag/Cash/Card) - 12:00:00 AM to 11:59:59 PM.
4. Fastag Collection is net of Acquiring Bank Charges
5. FASTag Debit Adjustment/Chargeback Received from Bank (Net)
6. Double user fee (from cash vehicles entering dedicated Fastag lane) collected from vehicles are reported separately (count and revenue). These are included in vehicle category wise count and revenue.
7. Annual FASTag pass w.e.f. 15 August 2025 as per directions of MPEL vide letter no MPEL/DIC/2025/676 dated August 14, 2025.
8. Annual Pass Toll Revenue receivable (as given in the table above) is not included in the column 'Fee Collected'.



**MONTHLY/DAILY FEE STATEMENT**

Project Highway: National Highway NH-48

Day/Month: 12-Nov-2025

Sr. No.	Name of Toll Plaza Location	Chainage
National Highway NH-48 (from Km. 20+400 to 131+200)		
1	Somatne Phata	30+050

Type of Vehicle	For corresponding day/month of previous year 12-Nov-2024		For preceding day/month 11-Nov-2025		For the day/month reported upon 12-Nov-2025		
	No. of Vehicles	Fee collected (in Rs.)	No. of Vehicles	Fee collected (in Rs.)	Fee per Vehicle (in Rs.)	No. of Vehicles	Fee collected (in Rs.)
1	2	3	4	5	6	7	8
A-Car (Note-7)	10503	621643	10513	620922	Note-1	10793	638234
B-LCV	876	89545	1023	105580		1170	120043
C-Bus	1412	333058	1409	268336		1519	286406
D-Truck	0	0	0	0		0	0
E-Three-axle vehicle	0	0	0	0		0	0
F-Multi-axle Truck	1606	600850	2304	858971		2292	846991
G-Oversized vehicle	0	0	0	0		0	0
FASTag Debit Adjustment/ Chargeback Received from Bank (Net) (Note-5)	0	454	0	1142	Note-5	0	725
<b>H- Total</b>	<b>14397</b>	<b>1645551</b>	<b>15249</b>	<b>1854951</b>		<b>15774</b>	<b>1892399</b>

**Day/Month wise Opening Balance of Toll Collection & Traffic**


Day	12										
Month	11										
Year	2025										
Toll Depositing Bank	State Bank Of India										
Bank Account No.	39177623786										
Transaction Type	Car/Jeep Count	Total Car/ Jeep Amount (in Rs.)	Bus/Truck Count	Total Bus / Truck Amount (in Rs.)	LCV Count	Total LCV Amount (in Rs.)	MAV (Multi Axle Vehicle Count)	Total MAV (Multi Axle Vehicle) Amount (in Rs.)	Three Axle Count	Three Axle Amount (in Rs.)	FASTag Debit Adjustment/ Chargeback Received from Bank (Net)
1	2	3	4	5	8	9	10	11	12	13	Note-5
Single Journey	6067	283891	1122	186645	737	62740	2122	754307	0	0	725
Monthly Pass Sales	4	3893	0	0	1	2486	0	0	0	0	0
Daily Pass Sales	4120	293674	387	96461	418	52494	161	86293	0	0	0
Local Pass Sales	0	0	0	0	0	0	0	0	0	0	0
Return Pass Sales	0	0	0	0	0	0	0	0	0	0	0
Double User Fee (FASTag Lane Violation) (Note-6)	602	56776	10	3300	14	2324	9	6390	0	0	0

Traffic and Revenue Receivable (Annual Pass - Note 7)		
Transaction Type	Car/Jeep Count	Total Car/ Jeep Amount (in Rs.)
1	2	3
Annual Pass	1201	64592

Total Non-Tollable Traffic Count Entry Details (Note-2)					
Transaction Type	Car/Jeep Count	Bus/Truck Count	LCV Count	MAV (Multi Axle Vehicle Count)	Three Axle Count
1	2	3	5	6	7
Reuse & Exit	4960	885	935	196	0
Exemption & Violation	20198	933	465	1367	0

**Notes**

- Fee for Fastag vehicles passing two toll plazas, is collected at two plazas in few cases and therefore section wise traffic details will not be available at one plaza for same.
- All Non-tollable traffic could not be recorded/reported due to unavailability of adequate Lanes & systems. Non-Tollable count includes Reuse of daily/return/monthly pass, exit trips, exemption and violations.
- Reporting (FASTag/Cash/Card) - 12:00:00 AM to 11:59:59 PM.
- Fastag Collection is net of Acquiring Bank Charges
- FASTag Debit Adjustment/Chargeback Received from Bank (Net)
- Double user fee (from cash vehicles entering dedicated Fastag lane) collected from vehicles are reported separately (count and revenue). These are included in vehicle category wise count and revenue.
- Annual FASTag pass w.e.f. 15 August 2025 as per directions of MPEL vide letter no MPEL/DIC/2025/676 dated August 14, 2025.
- Annual Pass Toll Revenue receivable (as given in the table above) is not included in the column 'Fee Collected'.



**MONTHLY/DAILY FEE STATEMENT**

Project Highway: National Highway NH-48

Day/Month: 13-Nov-2025

Sr. No.	Name of Toll Plaza Location	Chainage
National Highway NH-48 (from Km. 20+400 to 131+200)		
1	Somatne Phata	30+050

Type of Vehicle	For corresponding day/month of previous year 13-Nov-2024		For preceding day/month 12-Nov-2025		For the day/month reported upon 13-Nov-2025		
	No. of Vehicles	Fee collected (in Rs.)	No. of Vehicles	Fee collected (in Rs.)	Fee per Vehicle (in Rs.)	No. of Vehicles	Fee collected (in Rs.)
1	2	3	4	5	6	7	8
A-Car (Note-7)	10237	606061	10793	638234	Note-1	11324	668507
B-LCV	933	144757	1170	120043		1180	118084
C-Bus	1402	332395	1519	286406		1556	303632
D-Truck	0	0	0	0		0	0
E-Three-axle vehicle	0	0	0	0		0	0
F-Multi-axle Truck	1657	618372	2292	846991		2386	884309
G-Oversized vehicle	0	0	0	0		0	0
FASTag Debit Adjustment/ Chargeback Received from Bank (Net) (Note-5)	0	924	0	725	Note-5	0	630
<b>H- Total</b>	<b>14229</b>	<b>1702509</b>	<b>15774</b>	<b>1892399</b>		<b>16446</b>	<b>1975162</b>

**Day/Month wise Opening Balance of Toll Collection & Traffic**

Day	13										
Month	11										
Year	2025										
Toll Depositing Bank	State Bank Of India										
Bank Account No.	39177623786										
Transaction Type	Car/Jeep Count	Total Car/ Jeep Amount (in Rs.)	Bus/Truck Count	Total Bus / Truck Amount (in Rs.)	LCV Count	Total LCV Amount (in Rs.)	MAV (Multi Axle Vehicle Count)	Total MAV (Multi Axle Vehicle) Amount (in Rs.)	Three Axle Count	Three Axle Count Amount (in Rs.)	FASTag Debit Adjustment/ Chargeback Received from Bank (Net)
1	2	3	4	5	8	9	10	11	12	13	Note-5
Single Journey	6348	297122	1098	182923	764	65005	2195	781355	0	0	630
Monthly Pass Sales	0	0	1	4941	0	0	0	0	0	0	0
Daily Pass Sales	4212	299475	434	108178	395	49594	187	100114	0	0	0
Local Pass Sales	0	0	0	0	0	0	0	0	0	0	0
Return Pass Sales	0	0	0	0	0	0	0	0	0	0	0
Double User Fee (FASTag Lane Violation) (Note-6)	764	71910	23	7590	21	3486	4	2840	0	0	0

Traffic and Revenue Receivable (Annual Pass - Note 7)		
Transaction Type	Car/Jeep Count	Total Car/ Jeep Amount (in Rs.)
1	2	3
Annual Pass	1260	67743

Total Non-Tollable Traffic Count Entry Details (Note-2)					
Transaction Type	Car/Jeep Count	Bus/Truck Count	LCV Count	MAV (Multi Axle Vehicle Count)	Three Axle Count
1	2	3	5	6	7
Reuse & Exit	5082	909	887	212	0
Exemption & Violation	21115	1023	428	1402	0

**Notes**

- Fee for Fastag vehicles passing two toll plazas, is collected at two plazas in few cases and therefore section wise traffic details will not be available at one plaza for same.
- All Non-tollable traffic could not be recorded/reported due to unavailability of adequate Lanes & systems. Non-Tollable count includes Reuse of daily/return/monthly pass, exit trips, exemption and violations.
- Reporting (FASTag/Cash/Card) - 12:00:00 AM to 11:59:59 PM.
- Fastag Collection is net of Acquiring Bank Charges
- FASTag Debit Adjustment/Chargeback Received from Bank (Net)
- Double user fee (from cash vehicles entering dedicated Fastag lane) collected from vehicles are reported separately (count and revenue). These are included in vehicle category wise count and revenue.
- Annual FASTag pass w.e.f. 15 August 2025 as per directions of MPEL vide letter no MPEL/DIC/2025/676 dated August 14, 2025.
- Annual Pass Toll Revenue receivable (as given in the table above) is not included in the column 'Fee Collected'.



**MONTHLY/DAILY FEE STATEMENT**

Project Highway: National Highway NH-48

Day/Month: 14-Nov-2025

Sr. No.	Name of Toll Plaza Location	Chainage
National Highway NH-48 (from Km. 20+400 to 131+200)		
1	Somatne Phata	30+050

Type of Vehicle	For corresponding day/month of previous year 14-Nov-2024		For preceding day/month 13-Nov-2025		For the day/month reported upon 14-Nov-2025		
	No. of Vehicles	Fee collected (in Rs.)	No. of Vehicles	Fee collected (in Rs.)	Fee per Vehicle (in Rs.)	No. of Vehicles	Fee collected (in Rs.)
1	2	3	4	5	6	7	8
A-Car (Note-7)	10882	637463	11324	668507	Note-1	12025	699294
B-LCV	892	97758	1180	118084		1242	126072
C-Bus	1393	312915	1556	303632		1671	323154
D-Truck	0	0	0	0		0	0
E-Three-axle vehicle	0	0	0	0		0	0
F-Multi-axle Truck	1764	668111	2386	884309		2423	890457
G-Oversized vehicle	0	0	0	0		0	0
FASTag Debit Adjustment/ Chargeback Received from Bank (Net) (Note-5)	0	852	0	630	Note-5	0	1237
<b>H- Total</b>	<b>14931</b>	<b>1717099</b>	<b>16446</b>	<b>1975162</b>		<b>17361</b>	<b>2040213</b>

**Day/Month wise Opening Balance of Toll Collection & Traffic**


Day	14										
Month	11										
Year	2025										
Toll Depositing Bank	State Bank Of India										
Bank Account No.	39177623786										
Transaction Type	Car/Jeep Count	Total Car/Jeep Amount (in Rs.)	Bus/Truck Count	Total Bus/Truck Amount (in Rs.)	LCV Count	Total LCV Amount (in Rs.)	MAV (Multi Axle Vehicle Count)	Total MAV (Multi Axle Vehicle) Amount (in Rs.)	Three Axle Count	Three Axle Count Amount (in Rs.)	FASTag Debit Adjustment/ Chargeback Received from Bank (Net)
1	2	3	4	5	8	9	10	11	12	13	Note-5
Single Journey	7227	340148	1182	198474	775	66028	2261	802918	0	0	1237
Monthly Pass Sales	1	719	0	0	0	0	0	0	0	0	0
Daily Pass Sales	4083	290936	454	113129	431	54068	157	83989	0	0	0
Local Pass Sales	0	0	0	0	0	0	0	0	0	0	0
Return Pass Sales	0	0	0	0	0	0	0	0	0	0	0
Double User Fee (FASTag Lane Violation) (Note-6)	714	67492	35	11550	36	5976	5	3550	0	0	0

Traffic and Revenue Receivable (Annual Pass - Note 7)		
Transaction Type	Car/Jeep Count	Total Car/Jeep Amount (in Rs.)
1	2	3
Annual Pass	1248	67968

Total Non-Tollable Traffic Count Entry Details (Note-2)					
Transaction Type	Car/Jeep Count	Bus/Truck Count	LCV Count	MAV (Multi Axle Vehicle Count)	Three Axle Count
1	2	3	5	6	7
Reuse & Exit	4872	949	917	181	0
Exemption & Violation	20916	1069	394	1256	0

**Notes**

1. Fee for Fastag vehicles passing two toll plazas, is collected at two plazas in few cases and therefore section wise traffic details will not be available at one plaza for same.
2. All Non-tollable traffic could not be recorded/reported due to unavailability of adequate Lanes & systems. Non-Tollable count includes Reuse of daily/return/monthly pass, exit trips, exemption and violations.
3. Reporting (FASTag/Cash/Card) - 12:00:00 AM to 11:59:59 PM.
4. Fastag Collection is net of Acquiring Bank Charges
5. FASTag Debit Adjustment/Chargeback Received from Bank (Net)
6. Double user fee (from cash vehicles entering dedicated Fastag lane) collected from vehicles are reported separately (count and revenue). These are included in vehicle category wise count and revenue.
7. Annual FASTag pass w.e.f. 15 August 2025 as per directions of MPEL vide letter no MPEL/DIC/2025/676 dated August 14, 2025.
8. Annual Pass Toll Revenue receivable (as given in the table above) is not included in the column 'Fee Collected'.



**MONTHLY/DAILY FEE STATEMENT**

Project Highway: National Highway NH-48

Day/Month: 15-Nov-2025

Sr. No.	Name of Toll Plaza Location	Chainage
National Highway NH-48 (from Km. 20+400 to 131+200)		
1	Somatne Phata	30+050

Type of Vehicle	For corresponding day/month of previous year 15-Nov-2024		For preceding day/month 14-Nov-2025		For the day/month reported upon 15-Nov-2025		
	No. of Vehicles	Fee collected (in Rs.)	No. of Vehicles	Fee collected (in Rs.)	Fee per Vehicle (in Rs.)	No. of Vehicles	Fee collected (in Rs.)
1	2	3	4	5	6	7	8
A-Car (Note-7)	11850	691147	12025	699294	Note-1	15857	909826
B-LCV	948	114972	1242	126072		1240	123496
C- Bus	1324	276244	1671	323154		1594	301992
D-Truck	0	0	0	0		0	0
E-Three-axle vehicle	0	0	0	0		0	0
F-Multi-axle Truck	1909	713108	2423	890457		2440	905758
G-Oversized vehicle	0	0	0	0	0	0	
FASTag Debit Adjustment/ Chargeback Received from Bank (Net) (Note-5)	0	0	0	1237	Note-5	0	-3141
<b>H- Total</b>	<b>16031</b>	<b>1795471</b>	<b>17361</b>	<b>2040213</b>		<b>21131</b>	<b>2237931</b>

**Day/Month wise Opening Balance of Toll Collection & Traffic**

Day	15
Month	11
Year	2025
Toll Depositing Bank	State Bank Of India
Bank Account No.	39177623786

Transaction Type	Car/Jeep Count	Total Car/ Jeep Amount (in Rs.)	Bus/Truck Count	Total Bus / Truck Amount (in Rs.)	LCV Count	Total LCV Amount (in Rs.)	MAV (Multi Axle Vehicle Count)	Total MAV (Multi Axle Vehicle) Amount (in Rs.)	Three Axle Count	Three Axle Count Amount (in Rs.)	FASTag Debit Adjustment/ Chargeback Received from Bank (Net)		
1	2	3	4	5	6	7	8	9	10	11	12	13	Note-5
Single Journey	10073	476272	1192	198691	817	69005	2241	798016	0	0	0	-3141	
Monthly Pass Sales	1	719	0	0	0	0	0	0	0	0	0	0	
Daily Pass Sales	4860	345303	374	94061	388	48682	190	101352	0	0	0	0	
Local Pass Sales	0	0	0	0	0	0	0	0	0	0	0	0	
Return Pass Sales	0	0	0	0	0	0	0	0	0	0	0	0	
Double User Fee (FASTag Lane Violation) (Note-6)	920	87356	28	9240	35	5810	9	6390	0	0	0	0	
1.25 times User Fee via UPI (FASTag Lane Violation) (Note-9)	3	177	0	0	0	0	0	0	0	0	0	0	

Traffic and Revenue Receivable (Annual Pass - Note 7)		
Transaction Type	Car/Jeep Count	Total Car/ Jeep Amount (in Rs.)
1	2	3
Annual Pass	1532	84060

Total Non-Tollable Traffic Count Entry Details (Note-2)					
Transaction Type	Car/Jeep Count	Bus/Truck Count	LCV Count	MAV (Multi Axle Vehicle Count)	Three Axle Count
1	2	3	4	5	6
Reuse & Exit	5546	791	749	232	0
Exemption & Violation	20477	840	300	1080	0

**Notes**

1. Fee for Fastag vehicles passing two toll plazas, is collected at two plazas in few cases and therefore section wise traffic details will not be available at one plaza for same.
2. All Non-tollable traffic could not be recorded/reported due to unavailability of adequate Lanes & systems. Non-Tollable count includes Reuse of daily/return/monthly pass, exit trips, exemption and violations.
3. Reporting (FASTag/Cash/Card) - 12:00:00 AM to 11:59:59 PM.
4. FASTag Collection is net of Acquiring Bank Charges
5. FASTag Debit Adjustment/Chargeback Received from Bank (Net)
6. Double user fee (from cash vehicles entering dedicated Fastag lane) collected from vehicles are reported separately (count and revenue). These are included in vehicle category wise count and revenue.
7. Annual FASTag pass w.e.f. 15 August 2025 as per directions of MPEL vide letter no MPEL/DIC/2025/676 dated August 14, 2025.
8. Annual Pass Toll Revenue receivable (as given in the table above) is not included in the column 'Fee Collected'.
9. '1.25' times User Fee via UPI for vehicles without a valid FASTag w.e.f. 15 November 2025 as per directions of MPEL vide letter no MPEL/02/DIC/968 dated 10 November 2025.



**MONTHLY/DAILY FEE STATEMENT**

Project Highway: National Highway NH-48

Day/Month: 16-Nov-2025

Sr. No.	Name of Toll Plaza Location	Chainage
National Highway NH-48 (from Km. 20+400 to 131+200)		
1	Somatne Phata	30+050

Type of Vehicle	For corresponding day/month of previous year 16-Nov-2024		For preceding day/month 15-Nov-2025		For the day/month reported upon 16-Nov-2025		
	No. of Vehicles	Fee collected (in Rs.)	No. of Vehicles	Fee collected (in Rs.)	Fee per Vehicle (in Rs.)	No. of Vehicles	Fee collected (in Rs.)
1	2	3	4	5	6	7	8
A-Car (Note-7)	13792	800504	15857	909826	Note-1	15835	915884
B-LCV	875	92538	1240	123496		745	72365
C- Bus	1380	267326	1594	301992		1256	238481
D-Truck	0	0	0	0		0	0
E-Three-axle vehicle	0	0	0	0		0	0
F-Multi-axle Truck	1847	736371	2440	905758		2029	740839
G-Oversized vehicle	0	0	0	0		0	0
FASTag Debit Adjustment/ Chargeback Received from Bank (Net) (Note-5)	0	120	0	-3141	Note-5	0	0
<b>H- Total</b>	<b>17894</b>	<b>1896859</b>	<b>21131</b>	<b>2237931</b>		<b>19865</b>	<b>1967569</b>

**Day/Month wise Opening Balance of Toll Collection & Traffic**

Day	16
Month	11
Year	2025
Toll Depositing Bank	State Bank Of India
Bank Account No.	39177623786

Transaction Type	Car/Jeep Count	Total Car/ Jeep Amount (in Rs.)	Bus/Truck Count	Total Bus / Truck Amount (in Rs.)	LCV Count	Total LCV Amount (in Rs.)	MAV (Multi Axle Vehicle Count)	Total MAV (Multi Axle Vehicle) Amount (in Rs.)	Three Axle Count	Three Axle Count Amount (in Rs.)	FASTag Debit Adjustment/ Chargeback Received from Bank (Net)		
1	2	3	4	5	6	7	8	9	10	11	12	13	Note-5
Single Journey	9803	465046	941	156602	536	45472	1926	684305	0	0	0	0	
Monthly Pass Sales	0	0	0	0	0	0	0	0	0	0	0	0	
Daily Pass Sales	5026	356087	290	72857	193	24238	96	51564	0	0	0	0	
Local Pass Sales	0	0	0	0	0	0	0	0	0	0	0	0	
Return Pass Sales	0	0	0	0	0	0	0	0	0	0	0	0	
Double User Fee (FASTag Lane Violation) (Note-6)	1006	94752	25	9022	16	2656	7	4970	0	0	0	0	
1.25 times User Fee via UPI (FASTag Lane Violation) (Note-9)	0	0	0	0	0	0	0	0	0	0	0	0	

Traffic and Revenue Receivable (Annual Pass - Note 7)		
Transaction Type	Car/Jeep Count	Total Car/ Jeep Amount (in Rs.)
1	2	3
Annual Pass	1435	80121

Total Non-Tollable Traffic Count Entry Details (Note-2)					
Transaction Type	Car/Jeep Count	Bus/Truck Count	LCV Count	MAV (Multi Axle Vehicle Count)	Three Axle Count
1	2	3	4	5	6
Reuse & Exit	5482	562	424	100	0
Exemption & Violation	21579	680	244	572	0

**Notes**

1. Fee for Fastag vehicles passing two toll plazas, is collected at two plazas in few cases and therefore section wise traffic details will not be available at one plaza for same.
2. All Non-tollable traffic could not be recorded/reported due to unavailability of adequate Lanes & systems. Non-Tollable count includes Reuse of daily/return/monthly pass, exit trips, exemption and violations.
3. Reporting (FASTag/Cash/Card) - 12:00:00 AM to 11:59:59 PM.
4. FASTag Collection is net of Acquiring Bank Charges
5. FASTag Debit Adjustment/Chargeback Received from Bank (Net)
6. Double user fee (from cash vehicles entering dedicated Fastag lane) collected from vehicles are reported separately (count and revenue). These are included in vehicle category wise count and revenue.
7. Annual FASTag pass w.e.f. 15 August 2025 as per directions of MPEL vide letter no MPEL/DIC/2025/676 dated August 14, 2025.
8. Annual Pass Toll Revenue receivable (as given in the table above) is not included in the column 'Fee Collected'.
9. '1.25' times User Fee via UPI for vehicles without a valid FASTag w.e.f. 15 November 2025 as per directions of MPEL vide letter no MPEL/02/DIC/968 dated 10 November 2025.



**MONTHLY/DAILY FEE STATEMENT**

Project Highway: National Highway NH-48

Day/Month: 17-Nov-2025

Sr. No.	Name of Toll Plaza Location	Chainage
National Highway NH-48 (from Km. 20+400 to 131+200)		
1	Somatne Phata	30+050

Type of Vehicle	For corresponding day/month of previous year 17-Nov-2024		For preceding day/month 16-Nov-2025		For the day/month reported upon 17-Nov-2025		
	No. of Vehicles	Fee collected (in Rs.)	No. of Vehicles	Fee collected (in Rs.)	Fee per Vehicle (in Rs.)	No. of Vehicles	Fee collected (in Rs.)
1	2	3	4	5	6	7	8
A-Car (Note-7)	15206	888022	15835	915884	Note-1	11406	660306
B-LCV	626	61592	745	72365		1130	114862
C- Bus	1100	210594	1256	238481		1464	281660
D-Truck	0	0	0	0		0	0
E-Three-axle vehicle	0	0	0	0		0	0
F-Multi-axle Truck	1530	565135	2029	740839		2232	819445
G-Oversized vehicle	0	0	0	0		0	0
FASTag Debit Adjustment/ Chargeback Received from Bank (Net) (Note-5)	0	1258	0	0	Note-5	0	2282
<b>H- Total</b>	<b>18462</b>	<b>1726601</b>	<b>19865</b>	<b>1967569</b>		<b>16232</b>	<b>1878555</b>

**Day/Month wise Opening Balance of Toll Collection & Traffic**

Day	17
Month	11
Year	2025
Toll Depositing Bank	State Bank Of India
Bank Account No.	39177623786

Transaction Type	Car/Jeep Count	Total Car/ Jeep Amount (in Rs.)	Bus/Truck Count	Total Bus / Truck Amount (in Rs.)	LCV Count	Total LCV Amount (in Rs.)	MAV (Multi Axle Vehicle Count)	Total MAV (Multi Axle Vehicle) Amount (in Rs.)	Three Axle Count	Three Axle Count Amount (in Rs.)	FASTag Debit Adjustment/ Chargeback Received from Bank (Net)		
1	2	3	4	5	6	7	8	9	10	11	12	13	Note-5
Single Journey	6797	317589	1069	177206	687	57842	2080	737935	0	0	0	2282	
Monthly Pass Sales	1	359	1	4941	0	0	0	0	0	0	0	0	
Daily Pass Sales	3991	283900	378	94233	410	51542	150	80090	0	0	0	0	
Local Pass Sales	0	0	0	0	0	0	0	0	0	0	0	0	
Return Pass Sales	0	0	0	0	0	0	0	0	0	0	0	0	
Double User Fee (FASTag Lane Violation) (Note-6)	615	58340	16	5280	33	5478	2	1420	0	0	0	0	
1.25 times User Fee via UPI (FASTag Lane Violation) (Note-9)	2	118	0	0	0	0	0	0	0	0	0	0	

Traffic and Revenue Receivable (Annual Pass - Note 7)		
Transaction Type	Car/Jeep Count	Total Car/ Jeep Amount (in Rs.)
1	2	3
Annual Pass	1397	75620

Total Non-Tollable Traffic Count Entry Details (Note-2)					
Transaction Type	Car/Jeep Count	Bus/Truck Count	LCV Count	MAV (Multi Axle Vehicle Count)	Three Axle Count
1	2	3	4	5	6
Reuse & Exit	4826	852	877	169	0
Exemption & Violation	21299	883	369	1146	0

**Notes**

1. Fee for Fastag vehicles passing two toll plazas, is collected at two plazas in few cases and therefore section wise traffic details will not be available at one plaza for same.
2. All Non-tollable traffic could not be recorded/reported due to unavailability of adequate Lanes & systems. Non-Tollable count includes Reuse of daily/return/monthly pass, exit trips, exemption and violations.
3. Reporting (FASTag/Cash/Card) - 12:00:00 AM to 11:59:59 PM.
4. FASTag Collection is net of Acquiring Bank Charges
5. FASTag Debit Adjustment/Chargeback Received from Bank (Net)
6. Double user fee (from cash vehicles entering dedicated Fastag lane) collected from vehicles are reported separately (count and revenue). These are included in vehicle category wise count and revenue.
7. Annual FASTag pass w.e.f. 15 August 2025 as per directions of MPEL vide letter no MPEL/DIC/2025/676 dated August 14, 2025.
8. Annual Pass Toll Revenue receivable (as given in the table above) is not included in the column 'Fee Collected'.
9. '1.25' times User Fee via UPI for vehicles without a valid FASTag w.e.f. 15 November 2025 as per directions of MPEL vide letter no MPEL/02/DIC/968 dated 10 November 2025.



**MONTHLY/DAILY FEE STATEMENT**

Project Highway: National Highway NH-48

Day/Month: 18-Nov-2025

Sr. No.	Name of Toll Plaza Location	Chainage
National Highway NH-48 (from Km. 20+400 to 131+200)		
1	Somatne Phata	30+050

Type of Vehicle	For corresponding day/month of previous year 18-Nov-2024		For preceding day/month 17-Nov-2025		For the day/month reported upon 18-Nov-2025		
	No. of Vehicles	Fee collected (in Rs.)	No. of Vehicles	Fee collected (in Rs.)	Fee per Vehicle (in Rs.)	No. of Vehicles	Fee collected (in Rs.)
1	2	3	4	5	6	7	8
A-Car (Note-7)	10635	620583	11406	660306	Note-1	10573	623618
B-LCV	831	89681	1130	114862		1204	122673
C- Bus	1162	227293	1464	281660		1550	296126
D-Truck	0	0	0	0		0	0
E-Three-axle vehicle	0	0	0	0		0	0
F-Multi-axle Truck	1670	626623	2232	819445		2343	866289
G-Oversized vehicle	0	0	0	0		0	0
FASTag Debit Adjustment/ Chargeback Received from Bank (Net) (Note-5)	0	1572	0	2282	Note-5	0	1192
<b>H- Total</b>	<b>14298</b>	<b>1565753</b>	<b>16232</b>	<b>1878555</b>		<b>15670</b>	<b>1909898</b>

**Day/Month wise Opening Balance of Toll Collection & Traffic**

Day	18
Month	11
Year	2025
Toll Depositing Bank	State Bank Of India
Bank Account No.	39177623786

Transaction Type	Car/Jeep Count	Total Car/ Jeep Amount (in Rs.)	Bus/Truck Count	Total Bus / Truck Amount (in Rs.)	LCV Count	Total LCV Amount (in Rs.)	MAV (Multi Axle Vehicle Count)	Total MAV (Multi Axle Vehicle) Amount (in Rs.)	Three Axle Count	Three Axle Count Amount (in Rs.)	FASTag Debit Adjustment/ Chargeback Received from Bank (Net)		
1	2	3	4	5	6	7	8	9	10	11	12	13	Note-5
Single Journey	5881	275730	1110	184772	728	62261	2155	765287	0	0	0	1192	
Monthly Pass Sales	0	0	0	0	0	0	0	0	0	0	0	0	
Daily Pass Sales	4107	292737	417	103888	462	58088	185	98873	0	0	0	0	
Local Pass Sales	0	0	0	0	0	0	0	0	0	0	0	0	
Return Pass Sales	0	0	0	0	0	0	0	0	0	0	0	0	
Double User Fee (FASTag Lane Violation) (Note-6)	578	54738	22	7260	14	2324	3	2130	0	0	0	0	
1.25 times User Fee via UPI (FASTag Lane Violation) (Note-9)	7	413	1	206	0	0	0	0	0	0	0	0	

Traffic and Revenue Receivable (Annual Pass - Note 7)		
Transaction Type	Car/Jeep Count	Total Car/ Jeep Amount (in Rs.)
1	2	3
Annual Pass	1194	64761

Total Non-Tollable Traffic Count Entry Details (Note-2)					
Transaction Type	Car/Jeep Count	Bus/Truck Count	LCV Count	MAV (Multi Axle Vehicle Count)	Three Axle Count
1	2	3	4	5	6
Reuse & Exit	5005	901	976	210	0
Exemption & Violation	20803	1106	425	1482	0

**Notes**

1. Fee for Fastag vehicles passing two toll plazas, is collected at two plazas in few cases and therefore section wise traffic details will not be available at one plaza for same.
2. All Non-tollable traffic could not be recorded/reported due to unavailability of adequate Lanes & systems. Non-Tollable count includes Reuse of daily/return/monthly pass, exit trips, exemption and violations.
3. Reporting (FASTag/Cash/Card) - 12:00:00 AM to 11:59:59 PM.
4. FASTag Collection is net of Acquiring Bank Charges
5. FASTag Debit Adjustment/Chargeback Received from Bank (Net)
6. Double user fee (from cash vehicles entering dedicated Fastag lane) collected from vehicles are reported separately (count and revenue). These are included in vehicle category wise count and revenue.
7. Annual FASTag pass w.e.f. 15 August 2025 as per directions of MPEL vide letter no MPEL/DIC/2025/676 dated August 14, 2025.
8. Annual Pass Toll Revenue receivable (as given in the table above) is not included in the column 'Fee Collected'.
9. '1.25' times User Fee via UPI for vehicles without a valid FASTag w.e.f. 15 November 2025 as per directions of MPEL vide letter no MPEL/02/DIC/968 dated 10 November 2025.



**MONTHLY/DAILY FEE STATEMENT**

Project Highway: National Highway NH-48

Day/Month: 19-Nov-2025

Sr. No.	Name of Toll Plaza Location	Chainage
National Highway NH-48 (From Km. 20+400 to 131+200)		
1	Somatne Phata	30+050

Type of Vehicle	For corresponding day/month of previous year 19-Nov-2024		For preceding day/month 18-Nov-2025		For the day/month reported upon 19-Nov-2025		
	No. of Vehicles	Fee collected (in Rs.)	No. of Vehicles	Fee collected (in Rs.)	Fee per Vehicle (in Rs.)	No. of Vehicles	Fee collected (in Rs.)
1	2	3	4	5	6	7	8
A-Car (Note-7)	10310	610862	10573	623618	Note-1	10359	609023
B-LCV	914	92940	1204	122673		1081	111266
C- Bus	1234	236936	1550	296126		1581	307744
D-Truck	0	0	0	0		0	0
E-Three-axle vehicle	0	0	0	0		0	0
F-Multi-axle Truck	1743	644337	2343	866289		2373	998106
G-Oversized vehicle	0	0	0	0	0	0	
FASTag Debit Adjustment/ Chargeback Received from Bank (Net) (Note-5)	0	0	0	1192	Note-5	0	717
<b>H- Total</b>	<b>14201</b>	<b>1585074</b>	<b>15670</b>	<b>1909898</b>		<b>15394</b>	<b>2026855</b>

**Day/Month wise Opening Balance of Toll Collection & Traffic**

Day	19
Month	11
Year	2025
Toll Depositing Bank	State Bank Of India
Bank Account No.	39177623786

Transaction Type	Car/Jeep Count	Total Car/ Jeep Amount (in Rs.)	Bus/Truck Count	Total Bus / Truck Amount (in Rs.)	LCV Count	Total LCV Amount (in Rs.)	MAV (Multi Axle Vehicle Count)	Total MAV (Multi Axle Vehicle) Amount (in Rs.)	Three Axle Count	Three Axle Count Amount (in Rs.)	FASTag Debit Adjustment/ Chargeback Received from Bank (Net)		
1	2	3	4	5	6	7	8	9	10	11	12	13	Note-5
Single Journey	5808	272110	1128	187690	639	54956	2175	773555	0	0	0	717	
Monthly Pass Sales	0	0	0	4950	0	0	0	117340	0	0	0	0	
Daily Pass Sales	3987	284269	429	107432	419	52492	188	100111	0	0	0	0	
Local Pass Sales	0	0	0	0	0	0	0	0	0	0	0	0	
Return Pass Sales	0	0	0	0	0	0	0	0	0	0	0	0	
Double User Fee (FASTag Lane Violation) (Note-6)	548	51700	22	7260	23	3818	10	7100	0	0	0	0	
1.25 times User Fee via UPI (FASTag Lane Violation) (Note-9)	16	944	2	412	0	0	0	0	0	0	0	0	

Traffic and Revenue Receivable (Annual Pass - Note 7)		
Transaction Type	Car/Jeep Count	Total Car/ Jeep Amount (in Rs.)
1	2	3
Annual Pass	1200	64705

Total Non-Tollable Traffic Count Entry Details (Note-2)					
Transaction Type	Car/Jeep Count	Bus/Truck Count	LCV Count	MAV (Multi Axle Vehicle Count)	Three Axle Count
1	2	3	4	5	6
Reuse & Exit	4871	929	928	223	0
Exemption & Violation	20671	1034	407	1355	0

**Notes**

1. Fee for Fastag vehicles passing two toll plazas, is collected at two plazas in few cases and therefore section wise traffic details will not be available at one plaza for same.
2. All Non-tollable traffic could not be recorded/reported due to unavailability of adequate Lanes & systems. Non-Tollable count includes Reuse of daily/return/monthly pass, exit trips, exemption and violations.
3. Reporting (FASTag/Cash/Card) - 12:00:00 AM to 11:59:59 PM.
4. Fastag Collection is net of Acquiring Bank Charges
5. FASTag Debit Adjustment/Chargeback Received from Bank (Net)
6. Double user fee (from cash vehicles entering dedicated Fastag lane) collected from vehicles are reported separately (count and revenue). These are included in vehicle category wise count and revenue.
7. Annual FASTag pass w.e.f. 15 August 2025 as per directions of MPEL vide letter no MPEL/DIC/2025/676 dated August 14, 2025.
8. Annual Pass Toll Revenue receivable (as given in the table above) is not included in the column 'Fee Collected'.
9. '1.25' times User Fee via UPI for vehicles without a valid FASTag w.e.f. 15 November 2025 as per directions of MPEL vide letter no MPEL/02/DIC/968 dated 10 November 2025.



**MONTHLY/DAILY FEE STATEMENT**

Project Highway: National Highway NH-48

Day/Month: 20-Nov-2025

Sr. No.	Name of Toll Plaza Location	Chainage
National Highway NH-48 (from Km. 20+400 to 131+200)		
1	Somatne Phata	30+050

Type of Vehicle	For corresponding day/month of previous year 20-Nov-2024		For preceding day/month 19-Nov-2025		For the day/month reported upon 20-Nov-2025		
	No. of Vehicles	Fee collected (in Rs.)	No. of Vehicles	Fee collected (in Rs.)	Fee per Vehicle (in Rs.)	No. of Vehicles	Fee collected (in Rs.)
1	2	3	4	5	6	7	8
A-Car (Note-7)	10518	614336	10359	609023	Note-1	10731	629586
B-LCV	596	58684	1081	111266		1112	116281
C- Bus	953	178705	1581	307744		1482	288913
D-Truck	0	0	0	0		0	0
E-Three-axle vehicle	0	0	0	0		0	0
F-Multi-axle Truck	1293	473523	2373	998106		2485	872595
G-Oversized vehicle	0	0	0	0	0	0	
FASTag Debit Adjustment/ Chargeback Received from Bank (Net) (Note-5)	0	1150	0	717	Note-5	0	329
<b>H- Total</b>	<b>13360</b>	<b>1326398</b>	<b>15394</b>	<b>2026855</b>		<b>15810</b>	<b>1907705</b>

**Day/Month wise Opening Balance of Toll Collection & Traffic**

Day	20
Month	11
Year	2025
Toll Depositing Bank	State Bank Of India
Bank Account No.	39177623786


Transaction Type	Car/Jeep Count	Total Car/ Jeep Amount (in Rs.)	Bus/Truck Count	Total Bus / Truck Amount (in Rs.)	LCV Count	Total LCV Amount (in Rs.)	MAV (Multi Axle Vehicle Count)	Total MAV (Multi Axle Vehicle) Amount (in Rs.)	Three Axle Count	Three Axle Count Amount (in Rs.)	FASTag Debit Adjustment/ Chargeback Received from Bank (Net)		
1	2	3	4	5	6	7	8	9	10	11	12	13	Note-5
Single Journey	6068	284023	1041	173527	670	57105	2154	766893	0	0	0	329	
Monthly Pass Sales	2	719	2	4941	1	2486	135	0	0	0	0	0	
Daily Pass Sales	4097	292235	419	104465	417	52831	192	103128	0	0	0	0	
Local Pass Sales	0	0	0	0	0	0	0	0	0	0	0	0	
Return Pass Sales	0	0	0	0	0	0	0	0	0	0	0	0	
Double User Fee (FASTag Lane Violation) (Note-6)	547	51606	15	4950	22	3652	3	2130	0	0	0	0	
1.25 times User Fee via UPI (FASTag Lane Violation) (Note-9)	17	1003	5	1030	2	208	1	444	0	0	0	0	

Traffic and Revenue Receivable (Annual Pass - Note 7)		
Transaction Type	Car/Jeep Count	Total Car/ Jeep Amount (in Rs.)
1	2	3
Annual Pass	1183	63917

Total Non-Tollable Traffic Count Entry Details (Note-2)					
Transaction Type	Car/Jeep Count	Bus/Truck Count	LCV Count	MAV (Multi Axle Vehicle Count)	Three Axle Count
1	2	3	4	5	6
Reuse & Exit	4975	889	917	216	0
Exemption & Violation	20657	993	354	1393	0

**Notes**

1. Fee for Fastag vehicles passing two toll plazas, is collected at two plazas in few cases and therefore section wise traffic details will not be available at one plaza for same.
2. All Non-tollable traffic could not be recorded/reported due to unavailability of adequate Lanes & systems. Non-Tollable count includes Reuse of daily/return/monthly pass, exit trips, exemption and violations.
3. Reporting (FASTag/Cash/Card) - 12:00:00 AM to 11:59:59 PM.
4. Fastag Collection is net of Acquiring Bank Charges
5. FASTag Debit Adjustment/Chargeback Received from Bank (Net)
6. Double user fee (from cash vehicles entering dedicated Fastag lane) collected from vehicles are reported separately (count and revenue). These are included in vehicle category wise count and revenue.
7. Annual FASTag pass w.e.f. 15 August 2025 as per directions of MPEL vide letter no MPEL/DIC/2025/676 dated August 14, 2025.
8. Annual Pass Toll Revenue receivable (as given in the table above) is not included in the column 'Fee Collected'.
9. '1.25' times User Fee via UPI for vehicles without a valid FASTag w.e.f. 15 November 2025 as per directions of MPEL vide letter no MPEL/02/DIC/968 dated 10 November 2025.



**MONTHLY/DAILY FEE STATEMENT**

Project Highway: National Highway NH-48

Day/Month: 21-Nov-2025

Sr. No.	Name of Toll Plaza Location	Chainage
National Highway NH-48 (from Km. 20+400 to 131+200)		
1	Somatne Phata	30+050

Type of Vehicle	For corresponding day/month of previous year 21-Nov-2024		For preceding day/month 20-Nov-2025		For the day/month reported upon 21-Nov-2025		
	No. of Vehicles	Fee collected (in Rs.)	No. of Vehicles	Fee collected (in Rs.)	Fee per Vehicle (in Rs.)	No. of Vehicles	Fee collected (in Rs.)
1	2	3	4	5	6	7	8
A-Car (Note-7)	11238	659003	10731	629586	Note-1	11999	691457
B-LCV	825	87582	1112	116281		1134	114753
C- Bus	1185	230466	1482	288913		1605	305249
D-Truck	0	0	0	0		0	0
E-Three-axle vehicle	0	0	0	0		0	0
F-Multi-axle Truck	1578	590130	2485	872595		2355	869484
G-Oversized vehicle	0	0	0	0		0	0
FASTag Debit Adjustment/ Chargeback Received from Bank (Net) (Note-5)	0	574	0	329	Note-5	0	1407
<b>H- Total</b>	<b>14826</b>	<b>1567755</b>	<b>15810</b>	<b>1907705</b>		<b>17093</b>	<b>1982349</b>

**Day/Month wise Opening Balance of Toll Collection & Traffic**

Day	21
Month	11
Year	2025
Toll Depositing Bank	State Bank Of India
Bank Account No.	39177623786

Transaction Type	Car/Jeep Count	Total Car/ Jeep Amount (in Rs.)	Bus/Truck Count	Total Bus / Truck Amount (in Rs.)	LCV Count	Total LCV Amount (in Rs.)	MAV (Multi Axle Vehicle Count)	Total MAV (Multi Axle Vehicle) Amount (in Rs.)	Three Axle Count	Three Axle Count Amount (in Rs.)	FASTag Debit Adjustment/ Chargeback Received from Bank (Net)		
1	2	3	4	5	6	7	8	9	10	11	12	13	Note-5
Single Journey	7231	340169	1161	193236	711	60740	2180	775748	0	0	1407		
Monthly Pass Sales	0	0	0	0	0	0	0	0	0	0	0		
Daily Pass Sales	4159	295476	420	104712	398	49924	172	91606	0	0	0		
Local Pass Sales	0	0	0	0	0	0	0	0	0	0	0		
Return Pass Sales	0	0	0	0	0	0	0	0	0	0	0		
Double User Fee (FASTag Lane Violation) (Note-6)	560	52922	19	6270	24	3984	3	2130	0	0	0		
1.25 times User Fee via UPI (FASTag Lane Violation) (Note-9)	49	2891	5	1030	1	104	0	0	0	0	0		

Traffic and Revenue Receivable (Annual Pass - Note 7)		
Transaction Type	Car/Jeep Count	Total Car/ Jeep Amount (in Rs.)
1	2	3
Annual Pass	1302	70162

Total Non-Tollable Traffic Count Entry Details (Note-2)					
Transaction Type	Car/Jeep Count	Bus/Truck Count	LCV Count	MAV (Multi Axle Vehicle Count)	Three Axle Count
1	2	3	4	5	6
Reuse & Exit	4995	899	901	200	0
Exemption & Violation	21077	1042	380	1367	0

**Notes**

1. Fee for Fastag vehicles passing two toll plazas, is collected at two plazas in few cases and therefore section wise traffic details will not be available at one plaza for same.
2. All Non-tollable traffic could not be recorded/reported due to unavailability of adequate Lanes & systems. Non-Tollable count includes Reuse of daily/return/monthly pass, exit trips, exemption and violations.
3. Reporting (FASTag/Cash/Card) - 12:00:00 AM to 11:59:59 PM.
4. FASTag Collection is net of Acquiring Bank Charges
5. FASTag Debit Adjustment/Chargeback Received from Bank (Net)
6. Double user fee (from cash vehicles entering dedicated Fastag lane) collected from vehicles are reported separately (count and revenue). These are included in vehicle category wise count and revenue.
7. Annual FASTag pass w.e.f. 15 August 2025 as per directions of MPEL vide letter no MPEL/DIC/2025/676 dated August 14, 2025.
8. Annual Pass Toll Revenue receivable (as given in the table above) is not included in the column 'Fee Collected'.
9. '1.25' times User Fee via UPI for vehicles without a valid FASTag w.e.f. 15 November 2025 as per directions of MPEL vide letter no MPEL/02/DIC/968 dated 10 November 2025.



**MONTHLY/DAILY FEE STATEMENT**

Project Highway: National Highway NH-48

Day/Month: 22-Nov-2025

Sr. No.	Name of Toll Plaza Location	Chainage
National Highway NH-48 (from Km. 20+400 to 131+200)		
1	Somatne Phata	30+050

Type of Vehicle	For corresponding day/month of previous year 22-Nov-2024		For preceding day/month 21-Nov-2025		For the day/month reported upon 22-Nov-2025		
	No. of Vehicles	Fee collected (in Rs.)	No. of Vehicles	Fee collected (in Rs.)	Fee per Vehicle (in Rs.)	No. of Vehicles	Fee collected (in Rs.)
1	2	3	4	5	6	7	8
A-Car (Note-7)	12509	730949	11999	691457	Note-1	14657	834837
B-LCV	939	97405	1134	114753		1138	113467
C- Bus	1408	303762	1605	305249		1479	280896
D-Truck	0	0	0	0		0	0
E-Three-axle vehicle	0	0	0	0		0	0
F-Multi-axle Truck	1833	686939	2355	869484		2413	892933
G-Oversized vehicle	0	0	0	0		0	0
FASTag Debit Adjustment/ Chargeback Received from Bank (Net) (Note-5)	0	345	0	1407	Note-5	0	-1393
<b>H- Total</b>	<b>16689</b>	<b>1819400</b>	<b>17093</b>	<b>1982349</b>		<b>19687</b>	<b>2120740</b>

**Day/Month wise Opening Balance of Toll Collection & Traffic**

Day	22
Month	11
Year	2025
Toll Depositing Bank	State Bank Of India
Bank Account No.	39177623786

Transaction Type	Car/Jeep Count	Total Car/ Jeep Amount (in Rs.)	Bus/Truck Count	Total Bus / Truck Amount (in Rs.)	LCV Count	Total LCV Amount (in Rs.)	MAV (Multi Axle Vehicle Count)	Total MAV (Multi Axle Vehicle) Amount (in Rs.)	Three Axle Count	Three Axle Count Amount (in Rs.)	FASTag Debit Adjustment/ Chargeback Received from Bank (Net)		
1	2	3	4	5	6	7	8	9	10	11	12	13	Note-5
Single Journey	9367	443231	1082	180394	731	62047	2222	790157	0	0	0	-1393	
Monthly Pass Sales	1	719	0	0	0	0	0	0	0	0	0	0	
Daily Pass Sales	4532	322422	372	92748	397	49884	185	98516	0	0	0	0	
Local Pass Sales	0	0	0	0	0	0	0	0	0	0	0	0	
Return Pass Sales	0	0	0	0	0	0	0	0	0	0	0	0	
Double User Fee (FASTag Lane Violation) (Note-6)	672	63450	21	6930	8	1328	6	4260	0	0	0	0	
1.25 times User Fee via UPI (FASTag Lane Violation) (Note-9)	85	5015	4	824	2	208	0	0	0	0	0	0	

Traffic and Revenue Receivable (Annual Pass - Note 7)		
Transaction Type	Car/Jeep Count	Total Car/ Jeep Amount (in Rs.)
1	2	3
Annual Pass	1506	82541

Total Non-Tollable Traffic Count Entry Details (Note-2)					
Transaction Type	Car/Jeep Count	Bus/Truck Count	LCV Count	MAV (Multi Axle Vehicle Count)	Three Axle Count
1	2	3	4	5	6
Reuse & Exit	5202	792	746	216	0
Exemption & Violation	21124	988	318	1234	0

**Notes**

1. Fee for Fastag vehicles passing two toll plazas, is collected at two plazas in few cases and therefore section wise traffic details will not be available at one plaza for same.
2. All Non-tollable traffic could not be recorded/reported due to unavailability of adequate Lanes & systems. Non-Tollable count includes Reuse of daily/return/monthly pass, exit trips, exemption and violations.
3. Reporting (FASTag/Cash/Card) - 12:00:00 AM to 11:59:59 PM.
4. FASTag Collection is net of Acquiring Bank Charges
5. FASTag Debit Adjustment/Chargeback Received from Bank (Net)
6. Double user fee (from cash vehicles entering dedicated Fastag lane) collected from vehicles are reported separately (count and revenue). These are included in vehicle category wise count and revenue.
7. Annual FASTag pass w.e.f. 15 August 2025 as per directions of MPEL vide letter no MPEL/DIC/2025/676 dated August 14, 2025.
8. Annual Pass Toll Revenue receivable (as given in the table above) is not included in the column 'Fee Collected'.
9. '1.25' times User Fee via UPI for vehicles without a valid FASTag w.e.f. 15 November 2025 as per directions of MPEL vide letter no MPEL/02/DIC/968 dated 10 November 2025.



**MONTHLY/DAILY FEE STATEMENT**

Project Highway: National Highway NH-48

Day/Month: 23-Nov-2025

Sr. No.	Name of Toll Plaza Location	Chainage
National Highway NH-48 (From Km. 20+400 to 131+200)		
1	Somatne Phata	30+050

Type of Vehicle	For corresponding day/month of previous year 23-Nov-2024		For preceding day/month 22-Nov-2025		For the day/month reported upon 23-Nov-2025		
	No. of Vehicles	Fee collected (in Rs.)	No. of Vehicles	Fee collected (in Rs.)	Fee per Vehicle (in Rs.)	No. of Vehicles	Fee collected (in Rs.)
1	2	3	4	5	6	7	8
A-Car (Note-7)	13836	792810	14657	834837	Note-1	16577	948389
B-LCV	1151	115340	1138	113467		724	71221
C- Bus	1447	282015	1479	280896		1230	232160
D-Truck	0	0	0	0		0	0
E-Three-axle vehicle	0	0	0	0		0	0
F-Multi-axle Truck	2025	761736	2413	892933		1934	709188
G-Oversized vehicle	0	0	0	0	0	0	
FASTag Debit Adjustment/ Chargeback Received from Bank (Net) (Note-5)	0	330	0	-1393	Note-5	0	-47
<b>H- Total</b>	<b>18459</b>	<b>1952231</b>	<b>19687</b>	<b>2120740</b>		<b>20465</b>	<b>1960911</b>

**Day/Month wise Opening Balance of Toll Collection & Traffic**

Day	23
Month	11
Year	2025
Toll Depositing Bank	State Bank Of India
Bank Account No.	39177623786

Transaction Type	Car/Jeep Count	Total Car/ Jeep Amount (in Rs.)	Bus/Truck Count	Total Bus / Truck Amount (in Rs.)	LCV Count	Total LCV Amount (in Rs.)	MAV (Multi Axle Vehicle Count)	Total MAV (Multi Axle Vehicle) Amount (in Rs.)	Three Axle Count	Three Axle Count Amount (in Rs.)	FASTag Debit Adjustment/ Chargeback Received from Bank (Net)		
1	2	3	4	5	6	7	8	9	10	11	12	13	Note-5
Single Journey	10480	495664	921	153733	503	43045	1826	650175	0	0	0	-47	
Monthly Pass Sales	0	0	0	0	0	0	0	0	0	0	0	0	
Daily Pass Sales	5065	358449	295	73931	211	26516	104	56173	0	0	0	0	
Local Pass Sales	0	0	0	0	0	0	0	0	0	0	0	0	
Return Pass Sales	0	0	0	0	0	0	0	0	0	0	0	0	
Double User Fee (FASTag Lane Violation) (Note-6)	945	89142	13	4290	10	1660	4	2840	0	0	0	0	
1.25 times User Fee via UPI (FASTag Lane Violation) (Note-9)	87	5133	1	206	0	0	0	0	0	0	0	0	

Traffic and Revenue Receivable (Annual Pass - Note 7)		
Transaction Type	Car/Jeep Count	Total Car/ Jeep Amount (in Rs.)
1	2	3
Annual Pass	1414	78715

Total Non-Tollable Traffic Count Entry Details (Note-2)					
Transaction Type	Car/Jeep Count	Bus/Truck Count	LCV Count	MAV (Multi Axle Vehicle Count)	Three Axle Count
1	2	3	4	5	6
Reuse & Exit	5580	541	441	122	0
Exemption & Violation	21400	667	183	473	0

**Notes**

1. Fee for Fastag vehicles passing two toll plazas, is collected at two plazas in few cases and therefore section wise traffic details will not be available at one plaza for same.
2. All Non-tollable traffic could not be recorded/reported due to unavailability of adequate Lanes & systems. Non-Tollable count includes Reuse of daily/return/monthly pass, exit trips, exemption and violations.
3. Reporting (FASTag/Cash/Card) - 12:00:00 AM to 11:59:59 PM.
4. Fastag Collection is net of Acquiring Bank Charges
5. FASTag Debit Adjustment/Chargeback Received from Bank (Net)
6. Double user fee (from cash vehicles entering dedicated Fastag lane) collected from vehicles are reported separately (count and revenue). These are included in vehicle category wise count and revenue.
7. Annual FASTag pass w.e.f. 15 August 2025 as per directions of MPEL vide letter no MPEL/DIC/2025/676 dated August 14, 2025.
8. Annual Pass Toll Revenue receivable (as given in the table above) is not included in the column 'Fee Collected'.
9. '1.25' times User Fee via UPI for vehicles without a valid FASTag w.e.f. 15 November 2025 as per directions of MPEL vide letter no MPEL/02/DIC/968 dated 10 November 2025.



**MONTHLY/DAILY FEE STATEMENT**

Project Highway: National Highway NH-48

Day/Month: 24-Nov-2025

Sr. No.	Name of Toll Plaza Location	Chainage
National Highway NH-48 (from Km. 20+400 to 131+200)		
1	Somatne Phata	30+050

Type of Vehicle	For corresponding day/month of previous year 24-Nov-2024		For preceding day/month 23-Nov-2025		For the day/month reported upon 24-Nov-2025		
	No. of Vehicles	Fee collected (in Rs.)	No. of Vehicles	Fee collected (in Rs.)	Fee per Vehicle (in Rs.)	No. of Vehicles	Fee collected (in Rs.)
1	2	3	4	5	6	7	8
A-Car (Note-7)	15152	878678	16577	948389	Note-1	11422	659125
B-LCV	671	66955	724	71221		1116	111929
C- Bus	1075	206291	1230	232160		1419	268791
D-Truck	0	0	0	0		0	0
E-Three-axle vehicle	0	0	0	0		0	0
F-Multi-axle Truck	1575	579259	1934	709188		2238	826071
G-Oversized vehicle	0	0	0	0	0	0	
FASTag Debit Adjustment/ Chargeback Received from Bank (Net) (Note-5)	0	-70	0	-47	Note-5	0	3134
<b>H- Total</b>	<b>18473</b>	<b>1731113</b>	<b>20465</b>	<b>1960911</b>		<b>16195</b>	<b>1869051</b>

**Day/Month wise Opening Balance of Toll Collection & Traffic**

Day	24
Month	11
Year	2025
Toll Depositing Bank	State Bank Of India
Bank Account No.	39177623786

Transaction Type	Car/Jeep Count	Total Car/ Jeep Amount (in Rs.)	Bus/Truck Count	Total Bus / Truck Amount (in Rs.)	LCV Count	Total LCV Amount (in Rs.)	MAV (Multi Axle Vehicle Count)	Total MAV (Multi Axle Vehicle) Amount (in Rs.)	Three Axle Count	Three Axle Count Amount (in Rs.)	FASTag Debit Adjustment/ Chargeback Received from Bank (Net)
1	2	3	4	5	8	9	10	11	12	13	Note-5
Single Journey	6901	323114	1033	171549	692	58313	2071	736052	0	0	3134
Monthly Pass Sales	2	1078	0	0	0	0	0	0	0	0	0
Daily Pass Sales	3867	275218	371	92664	413	51914	161	85759	0	0	0
Local Pass Sales	0	0	0	0	0	0	0	0	0	0	0
Return Pass Sales	0	0	0	0	0	0	0	0	0	0	0
Double User Fee (FASTag Lane Violation) (Note-6)	599	56588	12	3960	9	1494	6	4260	0	0	0
1.25 times User Fee via UPI (FASTag Lane Violation) (Note-9)	53	3127	3	618	2	208	0	0	0	0	0

Traffic and Revenue Receivable (Annual Pass - Note 7)		
Transaction Type	Car/Jeep Count	Total Car/ Jeep Amount (in Rs.)
1	2	3
Annual Pass	1255	68024

Total Non-Tollable Traffic Count Entry Details (Note-2)					
Transaction Type	Car/Jeep Count	Bus/Truck Count	LCV Count	MAV (Multi Axle Vehicle Count)	Three Axle Count
1	2	3	5	6	7
Reuse & Exit	4636	856	901	196	0
Exemption & Violation	21105	965	396	1300	0

**Notes**

1. Fee for Fastag vehicles passing two toll plazas, is collected at two plazas in few cases and therefore section wise traffic details will not be available at one plaza for same.
2. All Non-tollable traffic could not be recorded/reported due to unavailability of adequate Lanes & systems. Non-Tollable count includes Reuse of daily/return/monthly pass, exit trips, exemption and violations.
3. Reporting (FASTag/Cash/Card) - 12:00:00 AM to 11:59:59 PM.
4. Fastag Collection is net of Acquiring Bank Charges
5. FASTag Debit Adjustment/Chargeback Received from Bank (Net)
6. Double user fee (from cash vehicles entering dedicated Fastag lane) collected from vehicles are reported separately (count and revenue). These are included in vehicle category wise count and revenue.
7. Annual FASTag pass w.e.f. 15 August 2025 as per directions of MPEL vide letter no MPEL/DIC/2025/676 dated August 14, 2025.
8. Annual Pass Toll Revenue receivable (as given in the table above) is not included in the column 'Fee Collected'.
9. '1.25' times User Fee via UPI for vehicles without a valid FASTag w.e.f. 15 November 2025 as per directions of MPEL vide letter no MPEL/02/DIC/968 dated 10 November 2025.



**MONTHLY/DAILY FEE STATEMENT**

Project Highway: National Highway NH-48

Day/Month: 25-Nov-2025

Sr. No.	Name of Toll Plaza Location	Chainage
National Highway NH-48 (from Km. 20+400 to 131+200)		
1	Somatne Phata	30+050

Type of Vehicle	For corresponding day/month of previous year 25-Nov-2024		For preceding day/month 24-Nov-2025		For the day/month reported upon 25-Nov-2025		
	No. of Vehicles	Fee collected (in Rs.)	No. of Vehicles	Fee collected (in Rs.)	Fee per Vehicle (in Rs.)	No. of Vehicles	Fee collected (in Rs.)
1	2	3	4	5	6	7	8
A-Car (Note-7)	11992	697434	11422	659125	Note-1	11585	674888
B-LCV	904	90958	1116	111929		1164	115988
C- Bus	1322	252923	1419	268791		1477	282863
D-Truck	0	0	0	0		0	0
E-Three-axle vehicle	0	0	0	0		0	0
F-Multi-axle Truck	1659	618481	2238	826071		2308	846977
G-Oversized vehicle	0	0	0	0		0	0
FASTag Debit Adjustment/ Chargeback Received from Bank (Net) (Note-5)	0	0	0	3134	Note-5	0	2096
<b>H- Total</b>	<b>15877</b>	<b>1659796</b>	<b>16195</b>	<b>1869051</b>		<b>16534</b>	<b>1922812</b>

**Day/Month wise Opening Balance of Toll Collection & Traffic**

Day	25
Month	11
Year	2025
Toll Depositing Bank	State Bank Of India
Bank Account No.	39177623786


Transaction Type	Car/Jeep Count	Total Car/ Jeep Amount (in Rs.)	Bus/Truck Count	Total Bus / Truck Amount (in Rs.)	LCV Count	Total LCV Amount (in Rs.)	MAV (Multi Axle Vehicle Count)	Total MAV (Multi Axle Vehicle) Amount (in Rs.)	Three Axle Count	Three Axle Count Amount (in Rs.)	FASTag Debit Adjustment/ Chargeback Received from Bank (Net)		
1	2	3	4	5	6	7	8	9	10	11	12	13	Note-5
Single Journey	6699	314411	1048	173695	752	63550	2035	724302	0	0	0	2096	
Monthly Pass Sales	1	719	0	0	0	0	79	18480	0	0	0	0	
Daily Pass Sales	4245	302224	390	97204	397	50010	188	100467	0	0	0	0	
Local Pass Sales	0	0	0	0	0	0	0	0	0	0	0	0	
Return Pass Sales	0	0	0	0	0	0	0	0	0	0	0	0	
Double User Fee (FASTag Lane Violation) (Note-6)	554	52482	29	9902	14	2324	4	2840	0	0	0	0	
1.25 times User Fee via UPI (FASTag Lane Violation) (Note-9)	86	5053	10	2063	1	104	2	888	0	0	0	0	

Traffic and Revenue Receivable (Annual Pass - Note 7)		
Transaction Type	Car/Jeep Count	Total Car/ Jeep Amount (in Rs.)
1	2	3
Annual Pass	1286	69600

Total Non-Tollable Traffic Count Entry Details (Note-2)					
Transaction Type	Car/Jeep Count	Bus/Truck Count	LCV Count	MAV (Multi Axle Vehicle Count)	Three Axle Count
1	2	3	4	5	6
Reuse & Exit	5162	849	921	204	0
Exemption & Violation	20873	950	395	1360	0

**Notes**

1. Fee for Fastag vehicles passing two toll plazas, is collected at two plazas in few cases and therefore section wise traffic details will not be available at one plaza for same.
2. All Non-tollable traffic could not be recorded/reported due to unavailability of adequate Lanes & systems. Non-Tollable count includes Reuse of daily/return/monthly pass, exit trips, exemption and violations.
3. Reporting (FASTag/Cash/Card) - 12:00:00 AM to 11:59:59 PM.
4. Fastag Collection is net of Acquiring Bank Charges
5. FASTag Debit Adjustment/Chargeback Received from Bank (Net)
6. Double user fee (from cash vehicles entering dedicated Fastag lane) collected from vehicles are reported separately (count and revenue). These are included in vehicle category wise count and revenue.
7. Annual FASTag pass w.e.f. 15 August 2025 as per directions of MPEL vide letter no MPEL/DIC/2025/676 dated August 14, 2025.
8. Annual Pass Toll Revenue receivable (as given in the table above) is not included in the column 'Fee Collected'.
9. '1.25' times User Fee via UPI for vehicles without a valid FASTag w.e.f. 15 November 2025 as per directions of MPEL vide letter no MPEL/02/DIC/968 dated 10 November 2025.



**MONTHLY/DAILY FEE STATEMENT**

Project Highway: National Highway NH-48

Day/Month: 26-Nov-2025

Sr. No.	Name of Toll Plaza Location	Chainage
National Highway NH-48 (from Km. 20+400 to 131+200)		
1	Somatne Phata	30+050

Type of Vehicle	For corresponding day/month of previous year 26-Nov-2024		For preceding day/month 25-Nov-2025		For the day/month reported upon 26-Nov-2025		
	No. of Vehicles	Fee collected (in Rs.)	No. of Vehicles	Fee collected (in Rs.)	Fee per Vehicle (in Rs.)	No. of Vehicles	Fee collected (in Rs.)
1	2	3	4	5	6	7	8
A-Car (Note-7)	12857	759203	11585	674888	Note-1	11533	668376
B-LCV	1031	109910	1164	115988		1191	130017
C-Bus	1447	310363	1477	282863		1489	282341
D-Truck	0	0	0	0		0	0
E-Three-axle vehicle	0	0	0	0		0	0
F-Multi-axle Truck	1826	684601	2308	846977		2303	848641
G-Oversized vehicle	0	0	0	0		0	0
FASTag Debit Adjustment/ Chargeback Received from Bank (Net) (Note-5)	0	1453	0	2096	Note-5	0	802
<b>H- Total</b>	<b>17161</b>	<b>1865531</b>	<b>16534</b>	<b>1922812</b>		<b>16516</b>	<b>1930176</b>

**Day/Month wise Opening Balance of Toll Collection & Traffic**

Day	26
Month	11
Year	2025
Toll Depositing Bank	State Bank Of India
Bank Account No.	39177623786

Transaction Type	Car/Jeep Count	Total Car/ Jeep Amount (in Rs.)	Bus/Truck Count	Total Bus / Truck Amount (in Rs.)	LCV Count	Total LCV Amount (in Rs.)	MAV (Multi Axle Vehicle Count)	Total MAV (Multi Axle Vehicle) Amount (in Rs.)	Three Axle Count	Three Axle Count Amount (in Rs.)	FASTag Debit Adjustment/ Chargeback Received from Bank (Net)		
1	2	3	4	5	6	7	8	9	10	11	12	13	Note-5
Single Journey	6771	317238	1082	179898	738	62767	2138	760215	0	0	0	802	
Monthly Pass Sales	2	1078	0	0	4	9942	0	0	0	0	0	0	
Daily Pass Sales	4099	292578	393	97946	429	54113	157	83811	0	0	0	0	
Local Pass Sales	0	0	0	0	0	0	0	0	0	0	0	0	
Return Pass Sales	0	0	0	0	0	0	0	0	0	0	0	0	
Double User Fee (FASTag Lane Violation) (Note-6)	521	49256	13	4290	18	2988	4	2840	0	0	0	0	
1.25 times User Fee via UPI (FASTag Lane Violation) (Note-9)	140	8225	1	206	2	208	4	1775	0	0	0	0	

Traffic and Revenue Receivable (Annual Pass - Note 7)		
Transaction Type	Car/Jeep Count	Total Car/ Jeep Amount (in Rs.)
1	2	3
Annual Pass	1264	68249

Total Non-Tollable Traffic Count Entry Details (Note-2)					
Transaction Type	Car/Jeep Count	Bus/Truck Count	LCV Count	MAV (Multi Axle Vehicle Count)	Three Axle Count
1	2	3	4	5	6
Reuse & Exit	4975	873	958	170	0
Exemption & Violation	21063	1063	422	1192	0

**Notes**

1. Fee for Fastag vehicles passing two toll plazas, is collected at two plazas in few cases and therefore section wise traffic details will not be available at one plaza for same.
2. All Non-tollable traffic could not be recorded/reported due to unavailability of adequate Lanes & systems. Non-Tollable count includes Reuse of daily/return/monthly pass, exit trips, exemption and violations.
3. Reporting (FASTag/Cash/Card) - 12:00:00 AM to 11:59:59 PM.
4. FASTag Collection is net of Acquiring Bank Charges
5. FASTag Debit Adjustment/Chargeback Received from Bank (Net)
6. Double user fee (from cash vehicles entering dedicated Fastag lane) collected from vehicles are reported separately (count and revenue). These are included in vehicle category wise count and revenue.
7. Annual FASTag pass w.e.f. 15 August 2025 as per directions of MPEL vide letter no MPEL/DIC/2025/676 dated August 14, 2025.
8. Annual Pass Toll Revenue receivable (as given in the table above) is not included in the column 'Fee Collected'.
9. '1.25' times User Fee via UPI for vehicles without a valid FASTag w.e.f. 15 November 2025 as per directions of MPEL vide letter no MPEL/02/DIC/968 dated 10 November 2025.



**MONTHLY/DAILY FEE STATEMENT**

Project Highway: National Highway NH-48

Day/Month: 27-Nov-2025

Sr. No.	Name of Toll Plaza Location	Chainage
National Highway NH-48 (from Km. 20+400 to 131+200)		
1	Somatne Phata	30+050

Type of Vehicle	For corresponding day/month of previous year 27-Nov-2024		For preceding day/month 26-Nov-2025		For the day/month reported upon 27-Nov-2025		
	No. of Vehicles	Fee collected (in Rs.)	No. of Vehicles	Fee collected (in Rs.)	Fee per Vehicle (in Rs.)	No. of Vehicles	Fee collected (in Rs.)
1	2	3	4	5	6	7	8
A-Car (Note-7)	12403	740346	11533	668376	Note-1	11422	676707
B-LCV	1024	114279	1191	130017		1143	125801
C- Bus	1444	279608	1489	282341		1486	280409
D-Truck	0	0	0	0		0	0
E-Three-axle vehicle	0	0	0	0		0	0
F-Multi-axle Truck	2001	768254	2303	848641		2331	863170
G-Oversized vehicle	0	0	0	0		0	0
FASTag Debit Adjustment/ Chargeback Received from Bank (Net) (Note-5)	0	507	0	802	Note-5	0	1540
<b>H- Total</b>	<b>16872</b>	<b>1902995</b>	<b>16516</b>	<b>1930176</b>		<b>16382</b>	<b>1947627</b>

**Day/Month wise Opening Balance of Toll Collection & Traffic**

Day	27
Month	11
Year	2025
Toll Depositing Bank	State Bank Of India
Bank Account No.	39177623786

Transaction Type	Car/Jeep Count	Total Car/ Jeep Amount (in Rs.)	Bus/Truck Count	Total Bus / Truck Amount (in Rs.)	LCV Count	Total LCV Amount (in Rs.)	MAV (Multi Axle Vehicle Count)	Total MAV (Multi Axle Vehicle) Amount (in Rs.)	Three Axle Count	Three Axle Count Amount (in Rs.)	FASTag Debit Adjustment/ Chargeback Received from Bank (Net)		
1	2	3	4	5	6	7	8	9	10	11	12	13	Note-5
Single Journey	6465	303136	1091	181762	701	59729	2143	762521	0	0	0	1540	
Monthly Pass Sales	8	9523	0	0	4	9942	0	0	0	0	0	0	
Daily Pass Sales	4333	308574	382	95223	406	51128	181	96212	0	0	0	0	
Local Pass Sales	0	0	0	0	0	0	0	0	0	0	0	0	
Return Pass Sales	0	0	0	0	0	0	0	0	0	0	0	0	
Double User Fee (FASTag Lane Violation) (Note-6)	532	50538	6	1980	27	4482	5	3550	0	0	0	0	
1.25 times User Fee via UPI (FASTag Lane Violation) (Note-9)	84	4935	7	1444	5	519	2	888	0	0	0	0	

Traffic and Revenue Receivable (Annual Pass - Note 7)		
Transaction Type	Car/Jeep Count	Total Car/ Jeep Amount (in Rs.)
1	2	3
Annual Pass	1264	68587

Total Non-Tollable Traffic Count Entry Details (Note-2)					
Transaction Type	Car/Jeep Count	Bus/Truck Count	LCV Count	MAV (Multi Axle Vehicle Count)	Three Axle Count
1	2	3	4	5	6
Reuse & Exit	5165	867	937	221	0
Exemption & Violation	21670	954	341	1290	0

**Notes**

1. Fee for Fastag vehicles passing two toll plazas, is collected at two plazas in few cases and therefore section wise traffic details will not be available at one plaza for same.
2. All Non-tollable traffic could not be recorded/reported due to unavailability of adequate Lanes & systems. Non-Tollable count includes Reuse of daily/return/monthly pass, exit trips, exemption and violations.
3. Reporting (FASTag/Cash/Card) - 12:00:00 AM to 11:59:59 PM.
4. FASTag Collection is net of Acquiring Bank Charges
5. FASTag Debit Adjustment/Chargeback Received from Bank (Net)
6. Double user fee (from cash vehicles entering dedicated Fastag lane) collected from vehicles are reported separately (count and revenue). These are included in vehicle category wise count and revenue.
7. Annual FASTag pass w.e.f. 15 August 2025 as per directions of MPEL vide letter no MPEL/DIC/2025/676 dated August 14, 2025.
8. Annual Pass Toll Revenue receivable (as given in the table above) is not included in the column 'Fee Collected'.
9. '1.25' times User Fee via UPI for vehicles without a valid FASTag w.e.f. 15 November 2025 as per directions of MPEL vide letter no MPEL/02/DIC/968 dated 10 November 2025.



**MONTHLY/DAILY FEE STATEMENT**

Project Highway: National Highway NH-48

Day/Month: 28-Nov-2025

Sr. No.	Name of Toll Plaza Location	Chainage
National Highway NH-48 (from Km. 20+400 to 131+200)		
1	Somatne Phata	30+050

Type of Vehicle	For corresponding day/month of previous year 28-Nov-2024		For preceding day/month 27-Nov-2025		For the day/month reported upon 28-Nov-2025		
	No. of Vehicles	Fee collected (in Rs.)	No. of Vehicles	Fee collected (in Rs.)	Fee per Vehicle (in Rs.)	No. of Vehicles	Fee collected (in Rs.)
1	2	3	4	5	6	7	8
A-Car (Note-7)	11581	677630	11422	676707	Note-1	12321	710623
B-LCV	998	103554	1143	125801		1252	181069
C- Bus	1481	295259	1486	280409		1537	307426
D-Truck	0	0	0	0		0	0
E-Three-axle vehicle	0	0	0	0		0	0
F-Multi-axle Truck	2043	760178	2331	863170		2416	892405
G-Oversized vehicle	0	0	0	0		0	0
FASTag Debit Adjustment/ Chargeback Received from Bank (Net) (Note-5)	0	0	0	1540	Note-5	0	799
<b>H- Total</b>	<b>16103</b>	<b>1836621</b>	<b>16382</b>	<b>1947627</b>		<b>17526</b>	<b>2092321</b>

**Day/Month wise Opening Balance of Toll Collection & Traffic**

Day	28
Month	11
Year	2025
Toll Depositing Bank	State Bank Of India
Bank Account No.	39177623786

Transaction Type	Car/Jeep Count	Total Car/ Jeep Amount (in Rs.)	Bus/Truck Count	Total Bus / Truck Amount (in Rs.)	LCV Count	Total LCV Amount (in Rs.)	MAV (Multi Axle Vehicle Count)	Total MAV (Multi Axle Vehicle) Amount (in Rs.)	Three Axle Count	Three Axle Count Amount (in Rs.)	FASTag Debit Adjustment/ Chargeback Received from Bank (Net)		
1	2	3	4	5	6	7	8	9	10	11	12	13	Note-5
Single Journey	7509	352570	1092	181326	760	64841	2233	794410	0	0	0	799	
Monthly Pass Sales	8	8475	3	14824	23	57169	0	0	0	0	0	0	
Daily Pass Sales	4151	292532	410	101582	451	56134	173	91959	0	0	0	0	
Local Pass Sales	0	0	0	0	0	0	0	0	0	0	0	0	
Return Pass Sales	0	0	0	0	0	0	0	0	0	0	0	0	
Double User Fee (FASTag Lane Violation) (Note-6)	522	49350	25	8250	17	2822	6	4260	0	0	0	0	
1.25 times User Fee via UPI (FASTag Lane Violation) (Note-9)	131	7696	7	1444	1	104	4	1775	0	0	0	0	

Traffic and Revenue Receivable (Annual Pass - Note 7)		
Transaction Type	Car/Jeep Count	Total Car/ Jeep Amount (in Rs.)
1	2	3
Annual Pass	1264	75114

Total Non-Tollable Traffic Count Entry Details (Note-2)					
Transaction Type	Car/Jeep Count	Bus/Truck Count	LCV Count	MAV (Multi Axle Vehicle Count)	Three Axle Count
1	2	3	4	5	6
Reuse & Exit	4895	883	971	201	0
Exemption & Violation	21440	981	379	1530	0

**Notes**

1. Fee for Fastag vehicles passing two toll plazas, is collected at two plazas in few cases and therefore section wise traffic details will not be available at one plaza for same.
2. All Non-tollable traffic could not be recorded/reported due to unavailability of adequate Lanes & systems. Non-Tollable count includes Reuse of daily/return/monthly pass, exit trips, exemption and violations.
3. Reporting (FASTag/Cash/Card) - 12:00:00 AM to 11:59:59 PM.
4. FASTag Collection is net of Acquiring Bank Charges
5. FASTag Debit Adjustment/Chargeback Received from Bank (Net)
6. Double user fee (from cash vehicles entering dedicated Fastag lane) collected from vehicles are reported separately (count and revenue). These are included in vehicle category wise count and revenue.
7. Annual FASTag pass w.e.f. 15 August 2025 as per directions of MPEL vide letter no MPEL/DIC/2025/676 dated August 14, 2025.
8. Annual Pass Toll Revenue receivable (as given in the table above) is not included in the column 'Fee Collected'.
9. '1.25' times User Fee via UPI for vehicles without a valid FASTag w.e.f. 15 November 2025 as per directions of MPEL vide letter no MPEL/02/DIC/968 dated 10 November 2025.



**MONTHLY/DAILY FEE STATEMENT**

Project Highway: National Highway NH-48

Day/Month: 29-Nov-2025

Sr. No.	Name of Toll Plaza Location	Chainage
National Highway NH-48 (from Km. 20+400 to 131+200)		
1	Somatne Phata	30+050

Type of Vehicle	For corresponding day/month of previous year 29-Nov-2024		For preceding day/month 28-Nov-2025		For the day/month reported upon 29-Nov-2025		
	No. of Vehicles	Fee collected (in Rs.)	No. of Vehicles	Fee collected (in Rs.)	Fee per Vehicle (in Rs.)	No. of Vehicles	Fee collected (in Rs.)
1	2	3	4	5	6	7	8
A-Car (Note-7)	11888	690572	12321	710623	Note-1	13951	790861
B-LCV	971	101187	1252	181069		1139	157025
C- Bus	1434	283503	1537	307426		1547	380778
D-Truck	0	0	0	0		0	0
E-Three-axle vehicle	0	0	0	0		0	0
F-Multi-axle Truck	2086	783638	2416	892405		2329	864517
G-Oversized vehicle	0	0	0	0		0	0
FASTag Debit Adjustment/ Chargeback Received from Bank (Net) (Note-5)	0	1932	0	799	Note-5	0	2843
<b>H- Total</b>	<b>16379</b>	<b>1860832</b>	<b>17526</b>	<b>2092321</b>		<b>18966</b>	<b>2196024</b>

**Day/Month wise Opening Balance of Toll Collection & Traffic**

Day	29
Month	11
Year	2025
Toll Depositing Bank	State Bank Of India
Bank Account No.	39177623786


Transaction Type	Car/Jeep Count	Total Car/ Jeep Amount (in Rs.)	Bus/Truck Count	Total Bus / Truck Amount (in Rs.)	LCV Count	Total LCV Amount (in Rs.)	MAV (Multi Axle Vehicle Count)	Total MAV (Multi Axle Vehicle) Amount (in Rs.)	Three Axle Count	Three Axle Count Amount (in Rs.)	FASTag Debit Adjustment/ Chargeback Received from Bank (Net)
1	2	3	4	5	8	9	10	11	12	13	Note-5
Single Journey	8833	411998	1078	178027	699	58417	2120	752170	0	0	2843
Monthly Pass Sales	6	3953	16	89002	17	44741	0	0	0	0	0
Daily Pass Sales	4377	310907	416	103395	396	49634	201	107199	0	0	0
Local Pass Sales	0	0	0	0	0	0	0	0	0	0	0
Return Pass Sales	0	0	0	0	0	0	0	0	0	0	0
Double User Fee (FASTag Lane Violation) (Note-6)	588	55366	22	7260	23	3818	6	4260	0	0	0
1.25 times User Fee via UPI (FASTag Lane Violation) (Note-9)	147	8636	15	3094	4	415	2	888	0	0	0

Traffic and Revenue Receivable (Annual Pass - Note 7)		
Transaction Type	Car/Jeep Count	Total Car/ Jeep Amount (in Rs.)
1	2	3
Annual Pass	1385	81922

Total Non-Tollable Traffic Count Entry Details (Note-2)					
Transaction Type	Car/Jeep Count	Bus/Truck Count	LCV Count	MAV (Multi Axle Vehicle Count)	Three Axle Count
1	2	3	5	6	7
Reuse & Exit	5017	850	772	219	0
Exemption & Violation	20634	859	384	1390	0

**Notes**

1. Fee for Fastag vehicles passing two toll plazas, is collected at two plazas in few cases and therefore section wise traffic details will not be available at one plaza for same.
2. All Non-tollable traffic could not be recorded/reported due to unavailability of adequate Lanes & systems. Non-Tollable count includes Reuse of daily/return/monthly pass, exit trips, exemption and violations.
3. Reporting (FASTag/Cash/Card) - 12:00:00 AM to 11:59:59 PM.
4. Fastag Collection is net of Acquiring Bank Charges
5. FASTag Debit Adjustment/Chargeback Received from Bank (Net)
6. Double user fee (from cash vehicles entering dedicated Fastag lane) collected from vehicles are reported separately (count and revenue). These are included in vehicle category wise count and revenue.
7. Annual FASTag pass w.e.f. 15 August 2025 as per directions of MPEL vide letter no MPEL/DIC/2025/676 dated August 14, 2025.
8. Annual Pass Toll Revenue receivable (as given in the table above) is not included in the column 'Fee Collected'.
9. '1.25' times User Fee via UPI for vehicles without a valid FASTag w.e.f. 15 November 2025 as per directions of MPEL vide letter no MPEL/02/DIC/968 dated 10 November 2025.



**MONTHLY/DAILY FEE STATEMENT**

Project Highway: National Highway NH-48

Day/Month: 30-Nov-2025

Sr. No.	Name of Toll Plaza Location	Chainage
National Highway NH-48 (from Km. 20+400 to 131+200)		
1	Somatne Phata	30+050

Type of Vehicle	For corresponding day/month of previous year 30-Nov-2024		For preceding day/month 29-Nov-2025		For the day/month reported upon 30-Nov-2025		
	No. of Vehicles	Fee collected (in Rs.)	No. of Vehicles	Fee collected (in Rs.)	Fee per Vehicle (in Rs.)	No. of Vehicles	Fee collected (in Rs.)
1	2	3	4	5	6	7	8
A-Car (Note-7)	14588	844596	13951	790861	Note-1	16096	956943
B-LCV	1010	220174	1139	157025		913	226390
C- Bus	1403	359977	1547	380778		1335	371161
D-Truck	0	0	0	0		0	0
E-Three-axle vehicle	0	0	0	0		0	0
F-Multi-axle Truck	1967	734727	2329	864517		2177	798779
G-Oversized vehicle	0	0	0	0		0	0
FASTag Debit Adjustment/ Chargeback Received from Bank (Net) (Note-5)	0	0	0	2843	Note-5	0	3427
<b>H- Total</b>	<b>18968</b>	<b>2159473</b>	<b>18966</b>	<b>2196024</b>		<b>20521</b>	<b>2356700</b>

**Day/Month wise Opening Balance of Toll Collection & Traffic**

Day	30
Month	11
Year	2025
Toll Depositing Bank	State Bank Of India
Bank Account No.	39177623786


Transaction Type	Car/Jeep Count	Total Car/ Jeep Amount (in Rs.)	Bus/Truck Count	Total Bus / Truck Amount (in Rs.)	LCV Count	Total LCV Amount (in Rs.)	MAV (Multi Axle Vehicle Count)	Total MAV (Multi Axle Vehicle) Amount (in Rs.)	Three Axle Count	Three Axle Count Amount (in Rs.)	FASTag Debit Adjustment/ Chargeback Received from Bank (Net)
1	2	3	4	5	8	9	10	11	12	13	Note-5
Single Journey	9623	455531	971	161568	591	49972	2036	723651	0	0	3427
Monthly Pass Sales	31	30396	25	123531	58	142937	0	0	0	0	0
Daily Pass Sales	5402	382390	305	76243	242	30327	141	75128	0	0	0
Local Pass Sales	0	0	0	0	0	0	0	0	0	0	0
Return Pass Sales	0	0	0	0	0	0	0	0	0	0	0
Double User Fee (FASTag Lane Violation) (Note-6)	772	72880	20	6932	14	2324	0	0	0	0	0
1.25 times User Fee via UPI (FASTag Lane Violation) (Note-9)	268	15745	14	2888	8	830	0	0	0	0	0

Traffic and Revenue Receivable (Annual Pass - Note 7)		
Transaction Type	Car/Jeep Count	Total Car/ Jeep Amount (in Rs.)
1	2	3
Annual Pass	1503	83610

Total Non-Tollable Traffic Count Entry Details (Note-2)					
Transaction Type	Car/Jeep Count	Bus/Truck Count	LCV Count	MAV (Multi Axle Vehicle Count)	Three Axle Count
1	2	3	5	6	7
Reuse & Exit	5926	589	500	154	0
Exemption & Violation	20462	642	176	605	0

**Notes**

1. Fee for Fastag vehicles passing two toll plazas, is collected at two plazas in few cases and therefore section wise traffic details will not be available at one plaza for same.
2. All Non-tollable traffic could not be recorded/reported due to unavailability of adequate Lanes & systems. Non-Tollable count includes Reuse of daily/return/monthly pass, exit trips, exemption and violations.
3. Reporting (FASTag/Cash/Card) - 12:00:00 AM to 11:59:59 PM.
4. Fastag Collection is net of Acquiring Bank Charges
5. FASTag Debit Adjustment/Chargeback Received from Bank (Net)
6. Double user fee (from cash vehicles entering dedicated Fastag lane) collected from vehicles are reported separately (count and revenue). These are included in vehicle category wise count and revenue.
7. Annual FASTag pass w.e.f. 15 August 2025 as per directions of MPEL vide letter no MPEL/DIC/2025/676 dated August 14, 2025.
8. Annual Pass Toll Revenue receivable (as given in the table above) is not included in the column 'Fee Collected'.
9. '1.25' times User Fee via UPI for vehicles without a valid FASTag w.e.f. 15 November 2025 as per directions of MPEL vide letter no MPEL/02/DIC/968 dated 10 November 2025.



**MONTHLY/DAILY FEE STATEMENT**

Project Highway: National Highway NH-48

Day/Month: 01-Nov-2025

Sr. No.	Name of Toll Plaza Location	Chainage
1	National Highway NH-48 (from Km. 20+400 to 131+200) Varsoli	60+050

Type of Vehicle	For corresponding day/month of previous year 1-Nov-2024		For preceding day/month 31-Oct-2025		For the day/month reported upon 1-Nov-2025		
	No. of Vehicles	Fee collected (in lakh Rs.)	No. of Vehicles	Fee collected (in lakh Rs.)	Fee per Vehicle (in Rs.)	No. of Vehicles	Fee collected (in lakh Rs.)
1	2	3	4	5	6	7	8
A-Car (Note-7)	6276	379539	8688	519544	Note-1	10422	606371
B-LCV	407	41425	1335	135653		1349	133398
C-Bus	519	97754	1536	295659		1459	283381
D-Truck	0	0	0	0		0	0
E-Three-axle vehicle	0	0	0	0		0	0
F-Multi-axle Truck	1162	433047	3441	1314131		3272	1248495
G-Oversized vehicle	0	0	0	0	0	0	
FASTag Debit Adjustment/ Chargeback Received from Bank (Net) (Note-5)	0	0	0	1410	Note-5	0	1299
<b>H- Total</b>	<b>8364</b>	<b>951765</b>	<b>15000</b>	<b>2266397</b>		<b>16502</b>	<b>2272944</b>

**Day/Month wise Opening Balance of Toll Collection & Traffic**

Day	1
Month	11
Year	2025
Toll Depositing Bank	State Bank Of India
Bank Account No.	39177623786

Transaction Type	Car/Jeep Count	Total Car/ Jeep Amount (in Rs.)	Bus/Truck Count	Total Bus / Truck Amount (in Rs.)	LCV Count	Total LCV Amount (in Rs.)	MAV (Multi Axle Vehicle Count)	Total MAV (Multi Axle Vehicle Amount (in Rs.))	Three Axle Count	Three Axle Count Amount (in Rs.)	FASTag Debit Adjustment/ Chargeback Received from Bank (Net) Note-5
1	2	3	4	5	8	9	10	11	12	13	
Single Journey	6584	311191	1109	183447	932	78086	2794	991541	0	0	1299
Monthly Pass Sales	4	4582	3	12381	1	2486	0	0	0	0	0
Daily Pass Sales	2987	210480	326	80787	390	48511	452	240264	0	0	0
Local Pass Sales	0	0	0	0	0	0	0	0	0	0	0
Return Pass Sales	0	0	0	0	0	0	0	0	0	0	0
Double User Fee (FASTag Lane Violation) (Note-6)	847	80118	21	6766	26	4316	26	16690	0	0	0

Traffic and Revenue Receivable (Annual Pass - Note 7)		
Transaction Type	Car/Jeep Count	Total Car/ Jeep Amount (in Rs.)
1	2	3
Annual Pass	672	35999

Total Non-Tollable Traffic Count Entry Details (Note-2)					
Transaction Type	Car/Jeep Count	Bus/Truck Count	LCV Count	MAV (Multi Axle Vehicle Count)	Three Axle Count
1	2	3	5	6	7
Reuse & Exit	3262	364	418	455	0
Exemption & Violation	6903	186	120	203	0

**Notes**

1. Fee for Fastag vehicles passing two toll plazas, is collected at two plazas in few cases and therefore section wise traffic details will not be available at one plaza for same.
2. All Non-tollable traffic could not be recorded/reported due to unavailability of adequate Lanes & systems. Non-Tollable count includes Reuse of daily/return/monthly pass, exit trips, exemption and violations.
3. Reporting (FASTag/Cash/Card) - 12:00:00 AM to 11:59:59 PM.
4. Fastag Collection is net of Acquiring Bank Charges
5. FASTag Debit Adjustment/Chargeback Received from Bank (Net)
6. Double user fee (from cash vehicles entering dedicated Fastag lane) collected from vehicles are reported separately (count and revenue). These are included in vehicle category wise count and revenue.
7. Annual FASTag pass w.e.f. 15 August 2025 as per directions of MPEL vide letter no MPEL/DIC/2025/676 dated August 14, 2025.
8. Annual Pass Toll Revenue receivable (as given in the table above) is not included in the column 'Fee Collected'.



**MONTHLY/DAILY FEE STATEMENT**

Project Highway: National Highway NH-48

Day/Month: 02-Nov-2025

Sr. No.	Name of Toll Plaza Location	Chainage
1	National Highway NH-48 (from Km. 20+400 to 131+200) Varsoli	60+050

Type of Vehicle	For corresponding day/month of previous year 2-Nov-2024		For preceding day/month 1-Nov-2025		For the day/month reported upon 2-Nov-2025		
	No. of Vehicles	Fee collected (in lakh Rs.)	No. of Vehicles	Fee collected (in lakh Rs.)	Fee per Vehicle (in Rs.)	No. of Vehicles	Fee collected (in lakh Rs.)
1	2	3	4	5	6	7	8
A-Car (Note-7)	11509	690711	10422	606371	Note-1	11301	662946
B-LCV	388	39320	1349	133398		928	87324
C-Bus	480	92351	1459	283381		1134	205505
D-Truck	0	0	0	0		0	0
E-Three-axle vehicle	0	0	0	0		0	0
F-Multi-axle Truck	1091	408939	3272	1248495		2819	1043580
G-Oversized vehicle	0	0	0	0	0	0	
FASTag Debit Adjustment/ Chargeback Received from Bank (Net) (Note-5)	0	1505	0	1299	Note-5	0	0
<b>H- Total</b>	<b>13468</b>	<b>1232826</b>	<b>16502</b>	<b>2272944</b>		<b>16182</b>	<b>1999356</b>

**Day/Month wise Opening Balance of Toll Collection & Traffic**

Day	2
Month	11
Year	2025
Toll Depositing Bank	State Bank Of India
Bank Account No.	39177623786

Transaction Type	Car/Jeep Count	Total Car/ Jeep Amount (in Rs.)	Bus/Truck Count	Total Bus / Truck Amount (in Rs.)	LCV Count	Total LCV Amount (in Rs.)	MAV (Multi Axle Vehicle Count)	Total MAV (Multi Axle Vehicle Amount (in Rs.)	Three Axle Count	Three Axle Count Amount (in Rs.)	FASTag Debit Adjustment/ Chargeback Received from Bank (Net) Note-5
1	2	3	4	5	8	9	10	11	12	13	
Single Journey	6929	327148	931	154015	702	58610	2575	913339	0	0	0
Monthly Pass Sales	2	1439	0	0	0	0	0	0	0	0	0
Daily Pass Sales	3267	230208	190	47200	216	27054	237	125979	0	0	0
Local Pass Sales	0	0	0	0	0	0	0	0	0	0	0
Return Pass Sales	0	0	0	0	0	0	0	0	0	0	0
Double User Fee (FASTag Lane Violation) (Note-6)	1103	104152	13	4290	10	1660	7	4262	0	0	0

Traffic and Revenue Receivable (Annual Pass - Note 7)		
Transaction Type	Car/Jeep Count	Total Car/ Jeep Amount (in Rs.)
1	2	3
Annual Pass	803	43740

Total Non-Tollable Traffic Count Entry Details (Note-2)					
Transaction Type	Car/Jeep Count	Bus/Truck Count	LCV Count	MAV (Multi Axle Vehicle Count)	Three Axle Count
1	2	3	5	6	7
Reuse & Exit	3515	215	235	241	0
Exemption & Violation	6616	188	74	151	0

**Notes**

1. Fee for Fastag vehicles passing two toll plazas, is collected at two plazas in few cases and therefore section wise traffic details will not be available at one plaza for same.
2. All Non-tollable traffic could not be recorded/reported due to unavailability of adequate Lanes & systems. Non-Tollable count includes Reuse of daily/return/monthly pass, exit trips, exemption and violations.
3. Reporting (FASTag/Cash/Card) - 12:00:00 AM to 11:59:59 PM.
4. Fastag Collection is net of Acquiring Bank Charges
5. FASTag Debit Adjustment/Chargeback Received from Bank (Net)
6. Double user fee (from cash vehicles entering dedicated Fastag lane) collected from vehicles are reported separately (count and revenue). These are included in vehicle category wise count and revenue.
7. Annual FASTag pass w.e.f. 15 August 2025 as per directions of MPEL vide letter no MPEL/DIC/2025/676 dated August 14, 2025.
8. Annual Pass Toll Revenue receivable (as given in the table above) is not included in the column 'Fee Collected'.



**MONTHLY/DAILY FEE STATEMENT**

Project Highway: National Highway NH-48

Day/Month: 03-Nov-2025

Sr. No.	Name of Toll Plaza Location	Chainage
1	Varsoli	60+050

Type of Vehicle	For corresponding day/month of previous year 3-Nov-2024		For preceding day/month 2-Nov-2025		For the day/month reported upon 3-Nov-2025		
	No. of Vehicles	Fee collected (in lakh Rs.)	No. of Vehicles	Fee collected (in lakh Rs.)	Fee per Vehicle (in Rs.)	No. of Vehicles	Fee collected (in lakh Rs.)
1	2	3	4	5	6	7	8
A-Car (Note-7)	10525	622802	11301	662946	Note-1	6736	396227
B-LCV	407	39901	928	87324		1003	98802
C-Bus	511	95167	1134	205505		1160	217964
D-Truck	0	0	0	0		0	0
E-Three-axle vehicle	0	0	0	0		0	0
F-Multi-axle Truck	1177	433554	2819	1043580		2657	1015169
G-Oversized vehicle	0	0	0	0		0	0
FASTag Debit Adjustment/ Chargeback Received from Bank (Net) (Note-5)	0	0	0	0	Note-5	0	2870
<b>H- Total</b>	<b>12620</b>	<b>1191424</b>	<b>16182</b>	<b>1999356</b>		<b>11556</b>	<b>1731031</b>

**Day/Month wise Opening Balance of Toll Collection & Traffic**

Day	3
Month	11
Year	2025
Toll Depositing Bank	State Bank Of India
Bank Account No.	39177623786

Transaction Type	Car/Jeep Count	Total Car/ Jeep Amount (in Rs.)	Bus/Truck Count	Total Bus / Truck Amount (in Rs.)	LCV Count	Total LCV Amount (in Rs.)	MAV (Multi Axle Vehicle Count)	Total MAV (Multi Axle Vehicle Amount (in Rs.))	Three Axle Count	Three Axle Count Amount (in Rs.)	FASTag Debit Adjustment/ Chargeback Received from Bank (Net) Note-5
1	2	3	4	5	8	9	10	11	12	13	
Single Journey	4148	196303	885	146651	674	56402	2310	819311	0	0	2870
Monthly Pass Sales	2	5031	1	2490	1	1260	2	10680	0	0	0
Daily Pass Sales	2063	145543	267	66181	321	39978	331	175946	0	0	0
Local Pass Sales	0	0	0	0	0	0	0	0	0	0	0
Return Pass Sales	0	0	0	0	0	0	0	0	0	0	0
Double User Fee (FASTag Lane Violation) (Note-6)	523	49350	7	2642	7	1162	14	9232	0	0	0

Traffic and Revenue Receivable (Annual Pass - Note 7)		
Transaction Type	Car/Jeep Count	Total Car/ Jeep Amount (in Rs.)
1	2	3
Annual Pass	452	24829

Total Non-Tollable Traffic Count Entry Details (Note-2)						
Transaction Type	Car/Jeep Count	Bus/Truck Count	LCV Count	MAV (Multi Axle Vehicle Count)	Three Axle Count	
1	2	3	5	6	7	
Reuse & Exit	2255	314	341	339		0
Exemption & Violation	7991	210	94	180		0

**Notes**

1. Fee for Fastag vehicles passing two toll plazas, is collected at two plazas in few cases and therefore section wise traffic details will not be available at one plaza for same.
2. All Non-tollable traffic could not be recorded/reported due to unavailability of adequate Lanes & systems. Non-Tollable count includes Reuse of daily/return/monthly pass, exit trips, exemption and violations.
3. Reporting (FASTag/Cash/Card) - 12:00:00 AM to 11:59:59 PM.
4. Fastag Collection is net of Acquiring Bank Charges
5. FASTag Debit Adjustment/Chargeback Received from Bank (Net)
6. Double user fee (from cash vehicles entering dedicated Fastag lane) collected from vehicles are reported separately (count and revenue). These are included in vehicle category wise count and revenue.
7. Annual FASTag pass w.e.f. 15 August 2025 as per directions of MPEL vide letter no MPEL/DIC/2025/676 dated August 14, 2025.
8. Annual Pass Toll Revenue receivable (as given in the table above) is not included in the column 'Fee Collected'.



**MONTHLY/DAILY FEE STATEMENT**

Project Highway: National Highway NH-48

Day/Month: 04-Nov-2025

Sr. No.	Name of Toll Plaza Location	Chainage
1	Varsoli	60+050

Type of Vehicle	For corresponding day/month of previous year 4-Nov-2024		For preceding day/month 3-Nov-2025		For the day/month reported upon 4-Nov-2025		
	No. of Vehicles	Fee collected (in lakh Rs.)	No. of Vehicles	Fee collected (in lakh Rs.)	Fee per Vehicle (in Rs.)	No. of Vehicles	Fee collected (in lakh Rs.)
1	2	3	4	5	6	7	8
A-Car (Note-7)	9765	569821	6736	396227	Note-1	7056	417234
B-LCV	653	63197	1003	98802		1159	112761
C-Bus	816	152704	1160	217964		1335	247011
D-Truck	0	0	0	0		0	0
E-Three-axle vehicle	0	0	0	0		0	0
F-Multi-axle Truck	1863	703256	2657	1015169		3313	1256104
G-Oversized vehicle	0	0	0	0		0	0
FASTag Debit Adjustment/ Chargeback Received from Bank (Net) (Note-5)	0	684	0	2870	Note-5	0	-3475
<b>H- Total</b>	<b>13097</b>	<b>1489661</b>	<b>11556</b>	<b>1731031</b>		<b>12863</b>	<b>2029634</b>

**Day/Month wise Opening Balance of Toll Collection & Traffic**

Day	4
Month	11
Year	2025
Toll Depositing Bank	State Bank Of India
Bank Account No.	39177623786

Transaction Type	Car/Jeep Count	Total Car/ Jeep Amount (in Rs.)	Bus/Truck Count	Total Bus / Truck Amount (in Rs.)	LCV Count	Total LCV Amount (in Rs.)	MAV (Multi Axle Vehicle Count)	Total MAV (Multi Axle Vehicle Amount (in Rs.))	Three Axle Count	Three Axle Count Amount (in Rs.)	FASTag Debit Adjustment/ Chargeback Received from Bank (Net) Note-5
1	2	3	4	5	8	9	10	11	12	13	
Single Journey	4105	194031	1035	171506	778	64991	2863	1014926	0	0	-3475
Monthly Pass Sales	0	0	0	0	0	0	0	0	0	0	0
Daily Pass Sales	2317	163419	285	70555	374	46690	429	228038	0	0	0
Local Pass Sales	0	0	0	0	0	0	0	0	0	0	0
Return Pass Sales	0	0	0	0	0	0	0	0	0	0	0
Double User Fee (FASTag Lane Violation) (Note-6)	634	59784	15	4950	7	1080	21	13140	0	0	0

Traffic and Revenue Receivable (Annual Pass - Note 7)		
Transaction Type	Car/Jeep Count	Total Car/ Jeep Amount (in Rs.)
1	2	3
Annual Pass	444	23944

Total Non-Tollable Traffic Count Entry Details (Note-2)					
Transaction Type	Car/Jeep Count	Bus/Truck Count	LCV Count	MAV (Multi Axle Vehicle Count)	Three Axle Count
1	2	3	5	6	7
Reuse & Exit	2478	342	400	451	0
Exemption & Violation	7608	208	128	271	0



**Notes**

1. Fee for Fastag vehicles passing two toll plazas, is collected at two plazas in few cases and therefore section wise traffic details will not be available at one plaza for same.
2. All Non-tollable traffic could not be recorded/reported due to unavailability of adequate Lanes & systems. Non-Tollable count includes Reuse of daily/return/monthly pass, exit trips, exemption and violations.
3. Reporting (FASTag/Cash/Card) - 12:00:00 AM to 11:59:59 PM.
4. Fastag Collection is net of Acquiring Bank Charges
5. FASTag Debit Adjustment/Chargeback Received from Bank (Net)
6. Double user fee (from cash vehicles entering dedicated Fastag lane) collected from vehicles are reported separately (count and revenue). These are included in vehicle category wise count and revenue.
7. Annual FASTag pass w.e.f. 15 August 2025 as per directions of MPEL vide letter no MPEL/DIC/2025/676 dated August 14, 2025.
8. Annual Pass Toll Revenue receivable (as given in the table above) is not included in the column 'Fee Collected'.

**MONTHLY/DAILY FEE STATEMENT**

Project Highway: National Highway NH-48

Day/Month: 05-Nov-2025

Sr. No.	Name of Toll Plaza Location	Chainage
1	Varsoli	60+050

Type of Vehicle	For corresponding day/month of previous year 5-Nov-2024		For preceding day/month 4-Nov-2025		For the day/month reported upon 5-Nov-2025		
	No. of Vehicles	Fee collected (in lakh Rs.)	No. of Vehicles	Fee collected (in lakh Rs.)	Fee per Vehicle (in Rs.)	No. of Vehicles	Fee collected (in lakh Rs.)
1	2	3	4	5	6	7	8
A-Car (Note-7)	9251	551223	7056	417234	Note-1	8079	490082
B-LCV	1113	108747	1159	112761		1254	122416
C-Bus	1222	231201	1335	247011		1386	258607
D-Truck	0	0	0	0		0	0
E-Three-axle vehicle	0	0	0	0		0	0
F-Multi-axle Truck	2678	1022066	3313	1256104		3413	1305942
G-Oversized vehicle	0	0	0	0		0	0
FASTag Debit Adjustment/ Chargeback Received from Bank (Net) (Note-5)	0	0	0	-3475	Note-5	0	655
<b>H- Total</b>	<b>14264</b>	<b>1913237</b>	<b>12863</b>	<b>2029634</b>		<b>14132</b>	<b>2177702</b>

**Day/Month wise Opening Balance of Toll Collection & Traffic**

Day	5
Month	11
Year	2025
Toll Depositing Bank	State Bank Of India
Bank Account No.	39177623786

Transaction Type	Car/Jeep Count	Total Car/ Jeep Amount (in Rs.)	Bus/Truck Count	Total Bus / Truck Amount (in Rs.)	LCV Count	Total LCV Amount (in Rs.)	MAV (Multi Axle Vehicle Count)	Total MAV (Multi Axle Vehicle) Amount (in Rs.)	Three Axle Count	Three Axle Count Amount (in Rs.)	FASTag Debit Adjustment/ Chargeback Received from Bank (Net) Note-5
1	2	3	4	5	8	9	10	11	12	13	
Single Journey	4322	204087	1048	173613	845	70626	2875	1020128	0	0	655
Monthly Pass Sales	1	719	0	0	0	0	0	0	0	0	0
Daily Pass Sales	2913	205565	324	80373	389	48471	529	281194	0	0	0
Local Pass Sales	0	0	0	0	0	0	0	0	0	0	0
Return Pass Sales	0	0	0	0	0	0	0	0	0	0	0
Double User Fee (FASTag Lane Violation) (Note-6)	843	79712	14	4620	20	3320	9	4620	0	0	0

Traffic and Revenue Receivable (Annual Pass - Note 7)		
Transaction Type	Car/Jeep Count	Total Car/ Jeep Amount (in Rs.)
1	2	3
Annual Pass	522	28202

Total Non-Tollable Traffic Count Entry Details (Note-2)					
Transaction Type	Car/Jeep Count	Bus/Truck Count	LCV Count	MAV (Multi Axle Vehicle Count)	Three Axle Count
1	2	3	5	6	7
Reuse & Exit	3147	371	409	558	0
Exemption & Violation	6955	223	104	222	0



**Notes**

1. Fee for Fastag vehicles passing two toll plazas, is collected at two plazas in few cases and therefore section wise traffic details will not be available at one plaza for same.
2. All Non-tollable traffic could not be recorded/reported due to unavailability of adequate Lanes & systems. Non-Tollable count includes Reuse of daily/return/monthly pass, exit trips, exemption and violations.
3. Reporting (FASTag/Cash/Card) - 12:00:00 AM to 11:59:59 PM.
4. Fastag Collection is net of Acquiring Bank Charges
5. FASTag Debit Adjustment/Chargeback Received from Bank (Net)
6. Double user fee (from cash vehicles entering dedicated Fastag lane) collected from vehicles are reported separately (count and revenue). These are included in vehicle category wise count and revenue.
7. Annual FASTag pass w.e.f. 15 August 2025 as per directions of MPEL vide letter no MPEL/DIC/2025/676 dated August 14, 2025.
8. Annual Pass Toll Revenue receivable (as given in the table above) is not included in the column 'Fee Collected'.

**MONTHLY/DAILY FEE STATEMENT**

Project Highway: National Highway NH-48

Day/Month: 06-Nov-2025

Sr. No.	Name of Toll Plaza Location	Chainage
1	Varsoli	60+050

Type of Vehicle	For corresponding day/month of previous year 6-Nov-2024		For preceding day/month 5-Nov-2025		For the day/month reported upon 6-Nov-2025		
	No. of Vehicles	Fee collected (in lakh Rs.)	No. of Vehicles	Fee collected (in lakh Rs.)	Fee per Vehicle (in Rs.)	No. of Vehicles	Fee collected (in lakh Rs.)
1	2	3	4	5	6	7	8
A-Car (Note-7)	8730	525129	8079	490082	Note-1	6720	394380
B-LCV	1068	106322	1254	122416		1171	113839
C-Bus	1366	256046	1386	258607		1411	261734
D-Truck	0	0	0	0		0	0
E-Three-axle vehicle	0	0	0	0		0	0
F-Multi-axle Truck	2929	1121269	3413	1305942		3328	1262066
G-Oversized vehicle	0	0	0	0		0	0
FASTag Debit Adjustment/ Chargeback Received from Bank (Net) (Note-5)	0	-4194	0	655	Note-5	0	1993
<b>H- Total</b>	<b>14093</b>	<b>2004572</b>	<b>14132</b>	<b>2177702</b>		<b>12630</b>	<b>2034012</b>

**Day/Month wise Opening Balance of Toll Collection & Traffic**

Day	6
Month	11
Year	2025
Toll Depositing Bank	State Bank Of India
Bank Account No.	39177623786

Transaction Type	Car/Jeep Count	Total Car/ Jeep Amount (in Rs.)	Bus/Truck Count	Total Bus / Truck Amount (in Rs.)	LCV Count	Total LCV Amount (in Rs.)	MAV (Multi Axle Vehicle Count)	Total MAV (Multi Axle Vehicle Amount (in Rs.))	Three Axle Count	Three Axle Count Amount (in Rs.)	FASTag Debit Adjustment/ Chargeback Received from Bank (Net) Note-5
1	2	3	4	5	8	9	10	11	12	13	
Single Journey	3982	188620	1085	179959	794	66400	2881	1021424	0	0	1993
Monthly Pass Sales	0	0	0	0	0	0	0	0	0	0	0
Daily Pass Sales	2204	155376	316	78475	367	45778	428	227507	0	0	0
Local Pass Sales	0	0	0	0	0	0	0	0	0	0	0
Return Pass Sales	0	0	0	0	0	0	0	0	0	0	0
Double User Fee (FASTag Lane Violation) (Note-6)	534	50384	10	3300	10	1660	19	13136	0	0	0

Traffic and Revenue Receivable (Annual Pass - Note 7)		
Transaction Type	Car/Jeep Count	Total Car/ Jeep Amount (in Rs.)
1	2	3
Annual Pass	394	21455

Total Non-Tollable Traffic Count Entry Details (Note-2)					
Transaction Type	Car/Jeep Count	Bus/Truck Count	LCV Count	MAV (Multi Axle Vehicle Count)	Three Axle Count
1	2	3	5	6	7
Reuse & Exit	2396	356	392	438	0
Exemption & Violation	7332	215	82	212	0

**Notes**

1. Fee for Fastag vehicles passing two toll plazas, is collected at two plazas in few cases and therefore section wise traffic details will not be available at one plaza for same.
2. All Non-tollable traffic could not be recorded/reported due to unavailability of adequate Lanes & systems. Non-Tollable count includes Reuse of daily/return/monthly pass, exit trips, exemption and violations.
3. Reporting (FASTag/Cash/Card) - 12:00:00 AM to 11:59:59 PM.
4. Fastag Collection is net of Acquiring Bank Charges
5. FASTag Debit Adjustment/Chargeback Received from Bank (Net)
6. Double user fee (from cash vehicles entering dedicated Fastag lane) collected from vehicles are reported separately (count and revenue). These are included in vehicle category wise count and revenue.
7. Annual FASTag pass w.e.f. 15 August 2025 as per directions of MPEL vide letter no MPEL/DIC/2025/676 dated August 14, 2025.
8. Annual Pass Toll Revenue receivable (as given in the table above) is not included in the column 'Fee Collected'.



**MONTHLY/DAILY FEE STATEMENT**

Project Highway: National Highway NH-48

Day/Month: 07-Nov-2025

Sr. No.	Name of Toll Plaza Location	Chainage
National Highway NH-48 (from Km. 20+400 to 131+200)		
1	Varsoli	60+050

Type of Vehicle	For corresponding day/month of previous year 7-Nov-2024		For preceding day/month 6-Nov-2025		For the day/month reported upon 7-Nov-2025		
	No. of Vehicles	Fee collected (in lakh Rs.)	No. of Vehicles	Fee collected (in lakh Rs.)	Fee per Vehicle (in Rs.)	No. of Vehicles	Fee collected (in lakh Rs.)
1	2	3	4	5	6	7	8
A-Car (Note-7)	8125	480930	6720	394380	Note-1	7975	465828
B-LCV	1163	113935	1171	113839		1287	127454
C-Bus	1304	248540	1411	261734		1394	260837
D-Truck	0	0	0	0		0	0
E-Three-axle vehicle	0	0	0	0		0	0
F-Multi-axle Truck	3008	1165258	3328	1262066		3346	1268446
G-Oversized vehicle	0	0	0	0	0	0	
FASTag Debit Adjustment/ Chargeback Received from Bank (Net) (Note-5)	0	1172	0	1993	Note-5	0	1612
<b>H- Total</b>	<b>13600</b>	<b>2009835</b>	<b>12630</b>	<b>2034012</b>		<b>14002</b>	<b>2124177</b>

**Day/Month wise Opening Balance of Toll Collection & Traffic**

Day	7
Month	11
Year	2025
Toll Depositing Bank	State Bank Of India
Bank Account No.	39177623786

Transaction Type	Car/Jeep Count	Total Car/ Jeep Amount (in Rs.)	Bus/Truck Count	Total Bus / Truck Amount (in Rs.)	LCV Count	Total LCV Amount (in Rs.)	MAV (Multi Axle Vehicle Count)	Total MAV (Multi Axle Vehicle Amount (in Rs.))	Three Axle Count	Three Axle Count Amount (in Rs.)	FASTag Debit Adjustment/ Chargeback Received from Bank (Net) Note-5
1	2	3	4	5	8	9	10	11	12	13	
Single Journey	4836	228991	1040	172458	873	72890	2901	1028865	0	0	1612
Monthly Pass Sales	0	0	0	0	1	2486	0	0	0	0	0
Daily Pass Sales	2490	175549	345	85409	398	49589	426	226443	0	0	0
Local Pass Sales	0	0	0	0	0	0	0	0	0	0	0
Return Pass Sales	0	0	0	0	0	0	0	0	0	0	0
Double User Fee (FASTag Lane Violation) (Note-6)	649	61288	9	2970	15	2490	19	13138	0	0	0

Traffic and Revenue Receivable (Annual Pass - Note 7)		
Transaction Type	Car/Jeep Count	Total Car/ Jeep Amount (in Rs.)
1	2	3
Annual Pass	466	25658

Total Non-Tollable Traffic Count Entry Details (Note-2)					
Transaction Type	Car/Jeep Count	Bus/Truck Count	LCV Count	MAV (Multi Axle Vehicle Count)	Three Axle Count
1	2	3	5	6	7
Reuse & Exit	2725	388	429	437	0
Exemption & Violation	7590	217	123	238	0

**Notes**

1. Fee for Fastag vehicles passing two toll plazas, is collected at two plazas in few cases and therefore section wise traffic details will not be available at one plaza for same.
2. All Non-tollable traffic could not be recorded/reported due to unavailability of adequate Lanes & systems. Non-Tollable count includes Reuse of daily/return/monthly pass, exit trips, exemption and violations.
3. Reporting (FASTag/Cash/Card) - 12:00:00 AM to 11:59:59 PM.
4. Fastag Collection is net of Acquiring Bank Charges
5. FASTag Debit Adjustment/Chargeback Received from Bank (Net)
6. Double user fee (from cash vehicles entering dedicated Fastag lane) collected from vehicles are reported separately (count and revenue). These are included in vehicle category wise count and revenue.
7. Annual FASTag pass w.e.f. 15 August 2025 as per directions of MPEL vide letter no MPEL/DIC/2025/676 dated August 14, 2025.
8. Annual Pass Toll Revenue receivable (as given in the table above) is not included in the column 'Fee Collected'.



**MONTHLY/DAILY FEE STATEMENT**

Project Highway: National Highway NH-48

Day/Month: 08-Nov-2025

Sr. No.	Name of Toll Plaza Location	Chainage
1	Varsoli	60+050

Type of Vehicle	For corresponding day/month of previous year 8-Nov-2024		For preceding day/month 7-Nov-2025		For the day/month reported upon 8-Nov-2025		
	No. of Vehicles	Fee collected (in lakh Rs.)	No. of Vehicles	Fee collected (in lakh Rs.)	Fee per Vehicle (in Rs.)	No. of Vehicles	Fee collected (in lakh Rs.)
1	2	3	4	5	6	7	8
A-Car (Note-7)	9089	538708	7975	465828	Note-1	10444	599422
B-LCV	1188	114997	1287	127454		1219	117966
C-Bus	1393	263617	1394	260837		1504	280110
D-Truck	0	0	0	0		0	0
E-Three-axle vehicle	0	0	0	0		0	0
F-Multi-axle Truck	3165	1224414	3346	1268446		3203	1212444
G-Oversized vehicle	0	0	0	0	0	0	
FASTag Debit Adjustment/ Chargeback Received from Bank (Net) (Note-5)	0	1375	0	1612	Note-5	0	587
<b>H- Total</b>	<b>14835</b>	<b>2143110</b>	<b>14002</b>	<b>2124177</b>		<b>16370</b>	<b>2210528</b>

**Day/Month wise Opening Balance of Toll Collection & Traffic**

Day	8
Month	11
Year	2025
Toll Depositing Bank	State Bank Of India
Bank Account No.	39177623786

Transaction Type	Car/Jeep Count	Total Car/ Jeep Amount (in Rs.)	Bus/Truck Count	Total Bus / Truck Amount (in Rs.)	LCV Count	Total LCV Amount (in Rs.)	MAV (Multi Axle Vehicle Count)	Total MAV (Multi Axle Vehicle Amount (in Rs.)	Three Axle Count	Three Axle Count Amount (in Rs.)	FASTag Debit Adjustment/ Chargeback Received from Bank (Net) Note-5
1	2	3	4	5	8	9	10	11	12	13	
Single Journey	6652	313818	1140	188597	836	69824	2772	983866	0	0	587
Monthly Pass Sales	0	0	0	0	0	0	0	0	0	0	0
Daily Pass Sales	3016	212566	348	86233	371	46150	426	226443	0	0	0
Local Pass Sales	0	0	0	0	0	0	0	0	0	0	0
Return Pass Sales	0	0	0	0	0	0	0	0	0	0	0
Double User Fee (FASTag Lane Violation) (Note-6)	776	73038	16	5280	12	1992	5	2134	0	0	0

Traffic and Revenue Receivable (Annual Pass - Note 7)		
Transaction Type	Car/Jeep Count	Total Car/ Jeep Amount (in Rs.)
1	2	3
Annual Pass	714	38487

Total Non-Tollable Traffic Count Entry Details (Note-2)					
Transaction Type	Car/Jeep Count	Bus/Truck Count	LCV Count	MAV (Multi Axle Vehicle Count)	Three Axle Count
1	2	3	5	6	7
Reuse & Exit	3413	398	404	441	0
Exemption & Violation	5983	214	95	250	0

**Notes**

1. Fee for Fastag vehicles passing two toll plazas, is collected at two plazas in few cases and therefore section wise traffic details will not be available at one plaza for same.
2. All Non-tollable traffic could not be recorded/reported due to unavailability of adequate Lanes & systems. Non-Tollable count includes Reuse of daily/return/monthly pass, exit trips, exemption and violations.
3. Reporting (FASTag/Cash/Card) - 12:00:00 AM to 11:59:59 PM.
4. Fastag Collection is net of Acquiring Bank Charges
5. FASTag Debit Adjustment/Chargeback Received from Bank (Net)
6. Double user fee (from cash vehicles entering dedicated Fastag lane) collected from vehicles are reported separately (count and revenue). These are included in vehicle category wise count and revenue.
7. Annual FASTag pass w.e.f. 15 August 2025 as per directions of MPEL vide letter no MPEL/DIC/2025/676 dated August 14, 2025.
8. Annual Pass Toll Revenue receivable (as given in the table above) is not included in the column 'Fee Collected'.



**MONTHLY/DAILY FEE STATEMENT**

Project Highway: National Highway NH-48

Day/Month: 09-Nov-2025

Sr. No.	Name of Toll Plaza Location	Chainage
1	Varsoli	60+050

Type of Vehicle	For corresponding day/month of previous year 9-Nov-2024		For preceding day/month 8-Nov-2025		For the day/month reported upon 9-Nov-2025		
	No. of Vehicles	Fee collected (in lakh Rs.)	No. of Vehicles	Fee collected (in lakh Rs.)	Fee per Vehicle (in Rs.)	No. of Vehicles	Fee collected (in lakh Rs.)
1	2	3	4	5	6	7	8
A-Car (Note-7)	11519	675264	10444	599422	Note-1	11896	704986
B-LCV	1177	113271	1219	117966		899	86483
C-Bus	1337	251735	1504	280110		1146	213345
D-Truck	0	0	0	0		0	0
E-Three-axle vehicle	0	0	0	0		0	0
F-Multi-axle Truck	3178	1217819	3203	1212444		2631	973361
G-Oversized vehicle	0	0	0	0		0	0
FASTag Debit Adjustment/ Chargeback Received from Bank (Net) (Note-5)	0	752	0	587	Note-5	0	-235
<b>H- Total</b>	<b>17211</b>	<b>2258842</b>	<b>16370</b>	<b>2210528</b>		<b>16572</b>	<b>1977941</b>

**Day/Month wise Opening Balance of Toll Collection & Traffic**

Day	9
Month	11
Year	2025
Toll Depositing Bank	State Bank Of India
Bank Account No.	39177623786

Transaction Type	Car/Jeep Count	Total Car/ Jeep Amount (in Rs.)	Bus/Truck Count	Total Bus / Truck Amount (in Rs.)	LCV Count	Total LCV Amount (in Rs.)	MAV (Multi Axle Vehicle Count)	Total MAV (Multi Axle Vehicle Amount (in Rs.))	Three Axle Count	Three Axle Count Amount (in Rs.)	FASTag Debit Adjustment/ Chargeback Received from Bank (Net) Note-5
1	2	3	4	5	8	9	10	11	12	13	
Single Journey	6887	324658	868	143534	636	53421	2406	852860	0	0	-235
Monthly Pass Sales	0	0	0	0	0	0	0	0	0	0	0
Daily Pass Sales	3866	272228	267	66181	257	32066	214	113753	0	0	0
Local Pass Sales	0	0	0	0	0	0	0	0	0	0	0
Return Pass Sales	0	0	0	0	0	0	0	0	0	0	0
Double User Fee (FASTag Lane Violation) (Note-6)	1143	108100	11	3630	6	996	11	6748	0	0	0

Traffic and Revenue Receivable (Annual Pass - Note 7)		
Transaction Type	Car/Jeep Count	Total Car/ Jeep Amount (in Rs.)
1	2	3
Annual Pass	743	40588

Total Non-Tollable Traffic Count Entry Details (Note-2)					
Transaction Type	Car/Jeep Count	Bus/Truck Count	LCV Count	MAV (Multi Axle Vehicle Count)	Three Axle Count
1	2	3	5	6	7
Reuse & Exit	4151	297	269	218	0
Exemption & Violation	6446	184	93	150	0

**Notes**

1. Fee for Fastag vehicles passing two toll plazas, is collected at two plazas in few cases and therefore section wise traffic details will not be available at one plaza for same.
2. All Non-tollable traffic could not be recorded/reported due to unavailability of adequate Lanes & systems. Non-Tollable count includes Reuse of daily/return/monthly pass, exit trips, exemption and violations.
3. Reporting (FASTag/Cash/Card) - 12:00:00 AM to 11:59:59 PM.
4. Fastag Collection is net of Acquiring Bank Charges
5. FASTag Debit Adjustment/Chargeback Received from Bank (Net)
6. Double user fee (from cash vehicles entering dedicated Fastag lane) collected from vehicles are reported separately (count and revenue). These are included in vehicle category wise count and revenue.
7. Annual FASTag pass w.e.f. 15 August 2025 as per directions of MPEL vide letter no MPEL/DIC/2025/676 dated August 14, 2025.
8. Annual Pass Toll Revenue receivable (as given in the table above) is not included in the column 'Fee Collected'.



**MONTHLY/DAILY FEE STATEMENT**

Project Highway: National Highway NH-48

Day/Month: 10-Nov-2025

Sr. No.	Name of Toll Plaza Location	Chainage
1	Varsoli	60+050

Type of Vehicle	For corresponding day/month of previous year 10-Nov-2024		For preceding day/month 9-Nov-2025		For the day/month reported upon 10-Nov-2025		
	No. of Vehicles	Fee collected (in lakh Rs.)	No. of Vehicles	Fee collected (in lakh Rs.)	Fee per Vehicle (in Rs.)	No. of Vehicles	Fee collected (in lakh Rs.)
1	2	3	4	5	6	7	8
A-Car (Note-7)	13196	802288	11896	704986	Note-1	7037	408663
B-LCV	934	90664	899	86483		960	91960
C-Bus	1254	237862	1146	213345		1187	221225
D-Truck	0	0	0	0		0	0
E-Three-axle vehicle	0	0	0	0		0	0
F-Multi-axle Truck	2754	1023652	2631	973361		2597	979198
G-Oversized vehicle	0	0	0	0		0	0
FASTag Debit Adjustment/ Chargeback Received from Bank (Net) (Note-5)	0	0	0	-235	Note-5	0	7980
<b>H- Total</b>	<b>18138</b>	<b>2154466</b>	<b>16572</b>	<b>1977941</b>		<b>11781</b>	<b>1709026</b>

**Day/Month wise Opening Balance of Toll Collection & Traffic**

Day	10
Month	11
Year	2025
Toll Depositing Bank	State Bank Of India
Bank Account No.	39177623786

Transaction Type	Car/Jeep Count	Total Car/ Jeep Amount (in Rs.)	Bus/Truck Count	Total Bus / Truck Amount (in Rs.)	LCV Count	Total LCV Amount (in Rs.)	MAV (Multi Axle Vehicle Count)	Total MAV (Multi Axle Vehicle Amount (in Rs.))	Three Axle Count	Three Axle Count Amount (in Rs.)	FASTag Debit Adjustment/ Chargeback Received from Bank (Net) Note-5
1	2	3	4	5	8	9	10	11	12	13	
Single Journey	4385	207043	891	147040	677	56371	2272	805372	0	0	7980
Monthly Pass Sales	0	0	0	0	0	0	0	0	0	0	0
Daily Pass Sales	2046	144280	285	70555	274	34095	320	170277	0	0	0
Local Pass Sales	0	0	0	0	0	0	0	0	0	0	0
Return Pass Sales	0	0	0	0	0	0	0	0	0	0	0
Double User Fee (FASTag Lane Violation) (Note-6)	606	57340	11	3630	9	1494	5	3550	0	0	0

Traffic and Revenue Receivable (Annual Pass - Note 7)		
Transaction Type	Car/Jeep Count	Total Car/ Jeep Amount (in Rs.)
1	2	3
Annual Pass	512	27980

Total Non-Tollable Traffic Count Entry Details (Note-2)					
Transaction Type	Car/Jeep Count	Bus/Truck Count	LCV Count	MAV (Multi Axle Vehicle Count)	Three Axle Count
1	2	3	5	6	7
Reuse & Exit	2221	325	298	331	0
Exemption & Violation	7593	214	111	239	0

**Notes**

1. Fee for Fastag vehicles passing two toll plazas, is collected at two plazas in few cases and therefore section wise traffic details will not be available at one plaza for same.
2. All Non-tollable traffic could not be recorded/reported due to unavailability of adequate Lanes & systems. Non-Tollable count includes Reuse of daily/return/monthly pass, exit trips, exemption and violations.
3. Reporting (FASTag/Cash/Card) - 12:00:00 AM to 11:59:59 PM.
4. Fastag Collection is net of Acquiring Bank Charges
5. FASTag Debit Adjustment/Chargeback Received from Bank (Net)
6. Double user fee (from cash vehicles entering dedicated Fastag lane) collected from vehicles are reported separately (count and revenue). These are included in vehicle category wise count and revenue.
7. Annual FASTag pass w.e.f. 15 August 2025 as per directions of MPEL vide letter no MPEL/DIC/2025/676 dated August 14, 2025.
8. Annual Pass Toll Revenue receivable (as given in the table above) is not included in the column 'Fee Collected'.



**MONTHLY/DAILY FEE STATEMENT**

Project Highway: National Highway NH-48

Day/Month: 11-Nov-2025

Sr. No.	Name of Toll Plaza Location	Chainage
National Highway NH-48 (from Km. 20+400 to 131+200)		
1	Varsoli	60+050

Type of Vehicle	For corresponding day/month of previous year 11-Nov-2024		For preceding day/month 10-Nov-2025		For the day/month reported upon 11-Nov-2025		
	No. of Vehicles	Fee collected (in lakh Rs.)	No. of Vehicles	Fee collected (in lakh Rs.)	Fee per Vehicle (in Rs.)	No. of Vehicles	Fee collected (in lakh Rs.)
1	2	3	4	5	6	7	8
A-Car (Note-7)	7290	425644	7037	408663	Note-1	6493	384647
B-LCV	858	85307	960	91960		1130	107364
C-Bus	1136	212892	1187	221225		1251	231572
D-Truck	0	0	0	0		0	0
E-Three-axle vehicle	0	0	0	0		0	0
F-Multi-axle Truck	2590	983223	2597	979198		3096	1170222
G-Oversized vehicle	0	0	0	0		0	0
FASTag Debit Adjustment/ Chargeback Received from Bank (Net) (Note-5)	0	1627	0	7980	Note-5	0	939
<b>H- Total</b>	<b>11874</b>	<b>1708692</b>	<b>11781</b>	<b>1709026</b>		<b>11970</b>	<b>1894745</b>

**Day/Month wise Opening Balance of Toll Collection & Traffic**

Day	11
Month	11
Year	2025
Toll Depositing Bank	State Bank Of India
Bank Account No.	39177623786

Transaction Type	Car/Jeep Count	Total Car/ Jeep Amount (in Rs.)	Bus/Truck Count	Total Bus / Truck Amount (in Rs.)	LCV Count	Total LCV Amount (in Rs.)	MAV (Multi Axle Vehicle Count)	Total MAV (Multi Axle Vehicle Amount (in Rs.))	Three Axle Count	Three Axle Count Amount (in Rs.)	FASTag Debit Adjustment/ Chargeback Received from Bank (Net) Note-5
1	2	3	4	5	8	9	10	11	12	13	
Single Journey	3794	180563	965	159863	833	69827	2691	954211	0	0	939
Monthly Pass Sales	0	0	0	0	0	0	0	0	0	0	0
Daily Pass Sales	2136	150569	275	68079	288	35876	389	206776	0	0	0
Local Pass Sales	0	0	0	0	0	0	0	0	0	0	0
Return Pass Sales	0	0	0	0	0	0	0	0	0	0	0
Double User Fee (FASTag Lane Violation) (Note-6)	563	53516	11	3630	9	1660	16	9236	0	0	0

Traffic and Revenue Receivable (Annual Pass - Note 7)		
Transaction Type	Car/Jeep Count	Total Car/ Jeep Amount (in Rs.)
1	2	3
Annual Pass	385	20571

Total Non-Tollable Traffic Count Entry Details (Note-2)					
Transaction Type	Car/Jeep Count	Bus/Truck Count	LCV Count	MAV (Multi Axle Vehicle Count)	Three Axle Count
1	2	3	5	6	7
Reuse & Exit	2445	329	337	397	0
Exemption & Violation	6509	213	124	161	0



**Notes**

1. Fee for Fastag vehicles passing two toll plazas, is collected at two plazas in few cases and therefore section wise traffic details will not be available at one plaza for same.
2. All Non-tollable traffic could not be recorded/reported due to unavailability of adequate Lanes & systems. Non-Tollable count includes Reuse of daily/return/monthly pass, exit trips, exemption and violations.
3. Reporting (FASTag/Cash/Card) - 12:00:00 AM to 11:59:59 PM.
4. Fastag Collection is net of Acquiring Bank Charges
5. FASTag Debit Adjustment/Chargeback Received from Bank (Net)
6. Double user fee (from cash vehicles entering dedicated Fastag lane) collected from vehicles are reported separately (count and revenue). These are included in vehicle category wise count and revenue.
7. Annual FASTag pass w.e.f. 15 August 2025 as per directions of MPEL vide letter no MPEL/DIC/2025/676 dated August 14, 2025.
8. Annual Pass Toll Revenue receivable (as given in the table above) is not included in the column 'Fee Collected'.

**MONTHLY/DAILY FEE STATEMENT**

Project Highway: National Highway NH-48

Day/Month: 12-Nov-2025

Sr. No.	Name of Toll Plaza Location	Chainage
National Highway NH-48 (from Km. 20+400 to 131+200)		
1	Varsoli	60+050

Type of Vehicle	For corresponding day/month of previous year 12-Nov-2024		For preceding day/month 11-Nov-2025		For the day/month reported upon 12-Nov-2025		
	No. of Vehicles	Fee collected (in lakh Rs.)	No. of Vehicles	Fee collected (in lakh Rs.)	Fee per Vehicle (in Rs.)	No. of Vehicles	Fee collected (in lakh Rs.)
1	2	3	4	5	6	7	8
A-Car (Note-7)	6471	389641	6493	384647	Note-1	7373	440998
B-LCV	1123	114406	1130	107364		1282	123917
C-Bus	1332	252208	1251	231572		1433	265931
D-Truck	0	0	0	0		0	0
E-Three-axle vehicle	0	0	0	0		0	0
F-Multi-axle Truck	3131	1204630	3096	1170222		3108	1197050
G-Oversized vehicle	0	0	0	0		0	0
FASTag Debit Adjustment/ Chargeback Received from Bank (Net) (Note-5)	0	1434	0	939	Note-5	0	821
<b>H- Total</b>	<b>12057</b>	<b>1962319</b>	<b>11970</b>	<b>1894745</b>		<b>13196</b>	<b>2028716</b>

**Day/Month wise Opening Balance of Toll Collection & Traffic**

Day	12
Month	11
Year	2025
Toll Depositing Bank	State Bank Of India
Bank Account No.	39177623786

Transaction Type	Car/Jeep Count	Total Car/ Jeep Amount (in Rs.)	Bus/Truck Count	Total Bus / Truck Amount (in Rs.)	LCV Count	Total LCV Amount (in Rs.)	MAV (Multi Axle Vehicle Count)	Total MAV (Multi Axle Vehicle Amount (in Rs.))	Three Axle Count	Three Axle Count Amount (in Rs.)	FASTag Debit Adjustment/ Chargeback Received from Bank (Net) Note-5
1	2	3	4	5	8	9	10	11	12	13	
Single Journey	4122	195143	1089	180191	880	73498	2659	943587	0	0	821
Monthly Pass Sales	0	0	0	0	0	0	3	16020	0	0	0
Daily Pass Sales	2556	180149	334	82767	393	48926	436	231759	0	0	0
Local Pass Sales	0	0	0	0	0	0	0	0	0	0	0
Return Pass Sales	0	0	0	0	0	0	0	0	0	0	0
Double User Fee (FASTag Lane Violation) (Note-6)	695	65706	10	2972	9	1494	10	5684	0	0	0

Traffic and Revenue Receivable (Annual Pass - Note 7)		
Transaction Type	Car/Jeep Count	Total Car/ Jeep Amount (in Rs.)
1	2	3
Annual Pass	488	26266

Total Non-Tollable Traffic Count Entry Details (Note-2)					
Transaction Type	Car/Jeep Count	Bus/Truck Count	LCV Count	MAV (Multi Axle Vehicle Count)	Three Axle Count
1	2	3	5	6	7
Reuse & Exit	2768	383	423	452	0
Exemption & Violation	7401	245	134	204	0



**Notes**

1. Fee for Fastag vehicles passing two toll plazas, is collected at two plazas in few cases and therefore section wise traffic details will not be available at one plaza for same.
2. All Non-tollable traffic could not be recorded/reported due to unavailability of adequate Lanes & systems. Non-Tollable count includes Reuse of daily/return/monthly pass, exit trips, exemption and violations.
3. Reporting (FASTag/Cash/Card) - 12:00:00 AM to 11:59:59 PM.
4. Fastag Collection is net of Acquiring Bank Charges
5. FASTag Debit Adjustment/Chargeback Received from Bank (Net)
6. Double user fee (from cash vehicles entering dedicated Fastag lane) collected from vehicles are reported separately (count and revenue). These are included in vehicle category wise count and revenue.
7. Annual FASTag pass w.e.f. 15 August 2025 as per directions of MPEL vide letter no MPEL/DIC/2025/676 dated August 14, 2025.
8. Annual Pass Toll Revenue receivable (as given in the table above) is not included in the column 'Fee Collected'.

**MONTHLY/DAILY FEE STATEMENT**

Project Highway: National Highway NH-48

Day/Month: 13-Nov-2025

Sr. No.	Name of Toll Plaza Location	Chainage
National Highway NH-48 (from Km. 20+400 to 131+200)		
1	Varsoli	60+050

Type of Vehicle	For corresponding day/month of previous year 13-Nov-2024		For preceding day/month 12-Nov-2025		For the day/month reported upon 13-Nov-2025		
	No. of Vehicles	Fee collected (in lakh Rs.)	No. of Vehicles	Fee collected (in lakh Rs.)	Fee per Vehicle (in Rs.)	No. of Vehicles	Fee collected (in lakh Rs.)
1	2	3	4	5	6	7	8
A-Car (Note-7)	6460	387888	7373	440998	Note-1	6986	415356
B-LCV	1146	111641	1282	123917		1295	125969
C-Bus	1374	265944	1433	265931		1487	280766
D-Truck	0	0	0	0		0	0
E-Three-axle vehicle	0	0	0	0		0	0
F-Multi-axle Truck	3272	1273115	3108	1197050		3267	1250499
G-Oversized vehicle	0	0	0	0		0	0
FASTag Debit Adjustment/ Chargeback Received from Bank (Net) (Note-5)	0	1175	0	821	Note-5	0	674
<b>H- Total</b>	<b>12252</b>	<b>2039762</b>	<b>13196</b>	<b>2028716</b>		<b>13035</b>	<b>2073264</b>

**Day/Month wise Opening Balance of Toll Collection & Traffic**

Day	13
Month	11
Year	2025
Toll Depositing Bank	State Bank Of India
Bank Account No.	39177623786

Transaction Type	Car/Jeep Count	Total Car/ Jeep Amount (in Rs.)	Bus/Truck Count	Total Bus / Truck Amount (in Rs.)	LCV Count	Total LCV Amount (in Rs.)	MAV (Multi Axle Vehicle Count)	Total MAV (Multi Axle Vehicle Amount (in Rs.)	Three Axle Count	Three Axle Count Amount (in Rs.)	FASTag Debit Adjustment/ Chargeback Received from Bank (Net) Note-5
1	2	3	4	5	8	9	10	11	12	13	
Single Journey	4069	193400	1083	179269	889	74551	2745	973706	0	0	674
Monthly Pass Sales	0	0	0	0	0	0	0	0	0	0	0
Daily Pass Sales	2251	158976	389	96547	386	48098	503	267552	0	0	0
Local Pass Sales	0	0	0	0	0	0	0	0	0	0	0
Return Pass Sales	0	0	0	0	0	0	0	0	0	0	0
Double User Fee (FASTag Lane Violation) (Note-6)	666	62980	15	4950	20	3320	19	9242	0	0	0

Traffic and Revenue Receivable (Annual Pass - Note 7)		
Transaction Type	Car/Jeep Count	Total Car/ Jeep Amount (in Rs.)
1	2	3
Annual Pass	474	25326

Total Non-Tollable Traffic Count Entry Details (Note-2)					
Transaction Type	Car/Jeep Count	Bus/Truck Count	LCV Count	MAV (Multi Axle Vehicle Count)	Three Axle Count
1	2	3	5	6	7
Reuse & Exit	2442	434	408	525	0
Exemption & Violation	7500	203	100	249	0

**Notes**

1. Fee for Fastag vehicles passing two toll plazas, is collected at two plazas in few cases and therefore section wise traffic details will not be available at one plaza for same.
2. All Non-tollable traffic could not be recorded/reported due to unavailability of adequate Lanes & systems. Non-Tollable count includes Reuse of daily/return/monthly pass, exit trips, exemption and violations.
3. Reporting (FASTag/Cash/Card) - 12:00:00 AM to 11:59:59 PM.
4. Fastag Collection is net of Acquiring Bank Charges
5. FASTag Debit Adjustment/Chargeback Received from Bank (Net)
6. Double user fee (from cash vehicles entering dedicated Fastag lane) collected from vehicles are reported separately (count and revenue). These are included in vehicle category wise count and revenue.
7. Annual FASTag pass w.e.f. 15 August 2025 as per directions of MPEL vide letter no MPEL/DIC/2025/676 dated August 14, 2025.
8. Annual Pass Toll Revenue receivable (as given in the table above) is not included in the column 'Fee Collected'.



**MONTHLY/DAILY FEE STATEMENT**

Project Highway: National Highway NH-48

Day/Month: 14-Nov-2025

Sr. No.	Name of Toll Plaza Location	Chainage
1	Varsoli	60+050

Type of Vehicle	For corresponding day/month of previous year 14-Nov-2024		For preceding day/month 13-Nov-2025		For the day/month reported upon 14-Nov-2025		
	No. of Vehicles	Fee collected (in lakh Rs.)	No. of Vehicles	Fee collected (in lakh Rs.)	Fee per Vehicle (in Rs.)	No. of Vehicles	Fee collected (in lakh Rs.)
1	2	3	4	5	6	7	8
A-Car (Note-7)	6372	377384	6986	415356	Note-1	8435	495724
B-LCV	1174	115856	1295	125969		1267	123427
C-Bus	1392	266208	1487	280766		1486	282555
D-Truck	0	0	0	0		0	0
E-Three-axle vehicle	0	0	0	0		0	0
F-Multi-axle Truck	3252	1248495	3267	1250499		3312	1262949
G-Oversized vehicle	0	0	0	0		0	0
FASTag Debit Adjustment/ Chargeback Received from Bank (Net) (Note-5)	0	507	0	674	Note-5	0	156
<b>H- Total</b>	<b>12190</b>	<b>2008451</b>	<b>13035</b>	<b>2073264</b>		<b>14500</b>	<b>2164811</b>

**Day/Month wise Opening Balance of Toll Collection & Traffic**

Day	14
Month	11
Year	2025
Toll Depositing Bank	State Bank Of India
Bank Account No.	39177623786

Transaction Type	Car/Jeep Count	Total Car/ Jeep Amount (in Rs.)	Bus/Truck Count	Total Bus / Truck Amount (in Rs.)	LCV Count	Total LCV Amount (in Rs.)	MAV (Multi Axle Vehicle Count)	Total MAV (Multi Axle Vehicle) Amount (in Rs.)	Three Axle Count	Three Axle Count Amount (in Rs.)	FASTag Debit Adjustment/ Chargeback Received from Bank (Net) Note-5
1	2	3	4	5	8	9	10	11	12	13	
Single Journey	5055	239036	1063	176683	864	72507	2815	997859	0	0	156
Monthly Pass Sales	0	0	0	0	0	0	0	0	0	0	0
Daily Pass Sales	2602	183274	408	101087	385	47932	482	256211	0	0	0
Local Pass Sales	0	0	0	0	0	0	0	0	0	0	0
Return Pass Sales	0	0	0	0	0	0	0	0	0	0	0
Double User Fee (FASTag Lane Violation) (Note-6)	778	73414	15	4786	18	2988	15	8880	0	0	0

Traffic and Revenue Receivable (Annual Pass - Note 7)		
Transaction Type	Car/Jeep Count	Total Car/ Jeep Amount (in Rs.)
1	2	3
Annual Pass	525	27925

Total Non-Tollable Traffic Count Entry Details (Note-2)					
Transaction Type	Car/Jeep Count	Bus/Truck Count	LCV Count	MAV (Multi Axle Vehicle Count)	Three Axle Count
1	2	3	5	6	7
Reuse & Exit	2807	467	413	503	0
Exemption & Violation	6917	225	113	252	0

**Notes**

1. Fee for Fastag vehicles passing two toll plazas, is collected at two plazas in few cases and therefore section wise traffic details will not be available at one plaza for same.
2. All Non-tollable traffic could not be recorded/reported due to unavailability of adequate Lanes & systems. Non-Tollable count includes Reuse of daily/return/monthly pass, exit trips, exemption and violations.
3. Reporting (FASTag/Cash/Card) - 12:00:00 AM to 11:59:59 PM.
4. Fastag Collection is net of Acquiring Bank Charges
5. FASTag Debit Adjustment/Chargeback Received from Bank (Net)
6. Double user fee (from cash vehicles entering dedicated Fastag lane) collected from vehicles are reported separately (count and revenue). These are included in vehicle category wise count and revenue.
7. Annual FASTag pass w.e.f. 15 August 2025 as per directions of MPEL vide letter no MPEL/DIC/2025/676 dated August 14, 2025.
8. Annual Pass Toll Revenue receivable (as given in the table above) is not included in the column 'Fee Collected'.



**MONTHLY/DAILY FEE STATEMENT**

Project Highway: National Highway NH-48

Day/Month: 15-Nov-2025

Sr. No.	Name of Toll Plaza Location	Chainage
1	Varsoli National Highway NH-48 (from Km. 20+400 to 131+200)	60+050

Type of Vehicle	For corresponding day/month of previous year 15-Nov-2024		For preceding day/month 14-Nov-2025		For the day/month reported upon 15-Nov-2025		
	No. of Vehicles	Fee collected (in lakh Rs.)	No. of Vehicles	Fee collected (in lakh Rs.)	Fee per Vehicle (in Rs.)	No. of Vehicles	Fee collected (in lakh Rs.)
1	2	3	4	5	6	7	8
A-Car (Note-7)	8744	526797	8435	495724	Note-1	12285	714351
B-LCV	1214	119109	1267	123427		1333	127655
C-Bus	1411	271238	1486	282555		1540	289923
D-Truck	0	0	0	0		0	0
E-Three-axle vehicle	0	0	0	0		0	0
F-Multi-axle Truck	3283	1271730	3312	1262949		3402	1284512
G-Oversized vehicle	0	0	0	0		0	0
FASTag Debit Adjustment/ Chargeback Received from Bank (Net) (Note-5)	0	0	0	156	Note-5	0	-1489
<b>H- Total</b>	<b>14652</b>	<b>2188874</b>	<b>14500</b>	<b>2164811</b>		<b>18560</b>	<b>2414952</b>

**Day/Month wise Opening Balance of Toll Collection & Traffic**

Day	15
Month	11
Year	2025
Toll Depositing Bank	State Bank Of India
Bank Account No.	39177623786

Transaction Type	Car/Jeep Count	Total Car/ Jeep Amount (in Rs.)	Bus/Truck Count	Total Bus / Truck Amount (in Rs.)	LCV Count	Total LCV Amount (in Rs.)	MAV (Multi Axle Vehicle Count)	Total MAV (Multi Axle Vehicle) Amount (in Rs.)	Three Axle Count	Three Axle Count Amount (in Rs.)	FASTag Debit Adjustment/ Chargeback Received from Bank (Net)
1	2	3	4	5	8	9	10	11	12	13	Note-5
Single Journey	7788	369296	1145	189910	966	81126	2962	1051318	0	0	-1489
Monthly Pass Sales	0	0	0	0	0	0	0	0	0	0	0
Daily Pass Sales	3309	233006	368	91102	348	43375	429	228216	0	0	0
Local Pass Sales	0	0	0	0	0	0	0	0	0	0	0
Return Pass Sales	0	0	0	0	0	0	0	0	0	0	0
Double User Fee (FASTag Lane Violation) (Note-6)	1188	112048	27	8910	19	3154	11	4978	0	0	0
1.25 times User Fee via UPI (FASTag Lane Violation) (Note-9)	0	0	0	0	0	0	0	0	0	0	0

Traffic and Revenue Receivable (Annual Pass - Note 7)		
Transaction Type	Car/Jeep Count	Total Car/ Jeep Amount (in Rs.)
1	2	3
Annual Pass	779	41694

Total Non-Tollable Traffic Count Entry Details (Note-2)					
Transaction Type	Car/Jeep Count	Bus/Truck Count	LCV Count	MAV (Multi Axle Vehicle Count)	Three Axle Count
1	2	3	5	6	7
Reuse & Exit	3578	415	382	435	0
Exemption & Violation	5884	226	113	246	0



**Notes**

1. Fee for Fastag vehicles passing two toll plazas, is collected at two plazas in few cases and therefore section wise traffic details will not be available at one plaza for same.
2. All Non-tollable traffic could not be recorded/reported due to unavailability of adequate Lanes & systems. Non-Tollable count includes Reuse of daily/return/monthly pass, exit trips, exemption and violations.
3. Reporting (FASTag/Cash/Card) - 12:00:00 AM to 11:59:59 PM.
4. Fastag Collection is net of Acquiring Bank Charges
5. FASTag Debit Adjustment/Chargeback Received from Bank (Net)
6. Double user fee (from cash vehicles entering dedicated Fastag lane) collected from vehicles are reported separately (count and revenue). These are included in vehicle category wise count and revenue.
7. Annual FASTag pass w.e.f. 15 August 2025 as per directions of MPEL vide letter no MPEL/DIC/2025/676 dated August 14, 2025.
8. Annual Pass Toll Revenue receivable (as given in the table above) is not included in the column 'Fee Collected'.
9. '1.25' times User Fee via UPI for vehicles without a valid FASTag w.e.f. 15 November 2025 as per directions of MPEL vide letter no MPEL/02/DIC/968 dated 10 November 2025.

**MONTHLY/DAILY FEE STATEMENT**

Project Highway: National Highway NH-48

Day/Month: 16-Nov-2025

Sr. No.	Name of Toll Plaza Location	Chainage
1	National Highway NH-48 (from Km. 20+400 to 131+200) Varsoli	60+050

Type of Vehicle	For corresponding day/month of previous year 16-Nov-2024		For preceding day/month 15-Nov-2025		For the day/month reported upon 16-Nov-2025		
	No. of Vehicles	Fee collected (in lakh Rs.)	No. of Vehicles	Fee collected (in lakh Rs.)	Fee per Vehicle (in Rs.)	No. of Vehicles	Fee collected (in lakh Rs.)
1	2	3	4	5	6	7	8
A-Car (Note-7)	9851	580799	12285	714351	Note-1	13120	774248
B-LCV	1095	106849	1333	127655		988	94341
C-Bus	1248	234055	1540	289923		1385	261848
D-Truck	0	0	0	0		0	0
E-Three-axle vehicle	0	0	0	0		0	0
F-Multi-axle Truck	3168	1216334	3402	1284512		2762	1024924
G-Oversized vehicle	0	0	0	0		0	0
FASTag Debit Adjustment/ Chargeback Received from Bank (Net) (Note-5)	0	478	0	-1489		Note-5	0
<b>H- Total</b>	<b>15362</b>	<b>2138515</b>	<b>18560</b>	<b>2414952</b>		<b>18255</b>	<b>2155314</b>

**Day/Month wise Opening Balance of Toll Collection & Traffic**

Day	16										
Month	11										
Year	2025										
Toll Depositing Bank	State Bank Of India										
Bank Account No.	39177623786										
Transaction Type	Car/Jeep Count	Total Car/ Jeep Amount (in Rs.)	Bus/Truck Count	Total Bus / Truck Amount (in Rs.)	LCV Count	Total LCV Amount (in Rs.)	MAV (Multi Axle Vehicle Count)	Total MAV (Multi Axle Vehicle) Amount (in Rs.)	Three Axle Count	Three Axle Count Amount (in Rs.)	FASTag Debit Adjustment/ Chargeback Received from Bank (Net) Note-5
1	2	3	4	5	8	9	10	11	12	13	
Single Journey	7864	370608	1021	169099	718	59992	2503	887590	0	0	-47
Monthly Pass Sales	0	0	0	0	0	0	0	0	0	0	0
Daily Pass Sales	3850	271214	335	83179	255	31859	249	132358	0	0	0
Local Pass Sales	0	0	0	0	0	0	0	0	0	0	0
Return Pass Sales	0	0	0	0	0	0	0	0	0	0	0
Double User Fee (FASTag Lane Violation) (Note-6)	1392	131600	29	9570	15	2490	10	4976	0	0	0
1.25 times User Fee via UPI (FASTag Lane Violation) (Note-9)	14	826	0	0	0	0	0	0	0	0	0

Traffic and Revenue Receivable (Annual Pass - Note 7)		
Transaction Type	Car/Jeep Count	Total Car/ Jeep Amount (in Rs.)
1	2	3
Annual Pass	788	42081

Total Non-Tollable Traffic Count Entry Details (Note-2)						
Transaction Type	Car/Jeep Count	Bus/Truck Count	LCV Count	MAV (Multi Axle Vehicle Count)	Three Axle Count	
1	2	3	5	6	7	
Reuse & Exit	4149	385	277	254	0	0
Exemption & Violation	5881	193	85	145	0	0



**Notes**

- Fee for Fastag vehicles passing two toll plazas, is collected at two plazas in few cases and therefore section wise traffic details will not be available at one plaza for same.
- All Non-tollable traffic could not be recorded/reported due to unavailability of adequate Lanes & systems. Non-Tollable count includes Reuse of daily/return/monthly pass, exit trips, exemption and violations.
- Reporting (FASTag/Cash/Card) - 12:00:00 AM to 11:59:59 PM.
- FASTag Collection is net of Acquiring Bank Charges
- FASTag Debit Adjustment/Chargeback Received from Bank (Net)
- Double user fee (from cash vehicles entering dedicated Fastag lane) collected from vehicles are reported separately (count and revenue). These are included in vehicle category wise count and revenue.
- Annual FASTag pass w.e.f. 15 August 2025 as per directions of MPEL vide letter no MPEL/DIC/2025/676 dated August 14, 2025.
- Annual Pass Toll Revenue receivable (as given in the table above) is not included in the column 'Fee Collected'.
- 1.25 times User Fee via UPI for vehicles without a valid FASTag w.e.f. 15 November 2025 as per directions of MPEL vide letter no MPEL/02/DIC/968 dated 10 November 2025.

**MONTHLY/DAILY FEE STATEMENT**

Project Highway: National Highway NH-48

Day/Month: 17-Nov-2025

Sr. No.	Name of Toll Plaza Location	Chainage
1	National Highway NH-48 (from Km. 20+400 to 131+200) Varsoli	60+050

Type of Vehicle	For corresponding day/month of previous year 17-Nov-2024		For preceding day/month 16-Nov-2025		For the day/month reported upon 17-Nov-2025		
	No. of Vehicles	Fee collected (in lakh Rs.)	No. of Vehicles	Fee collected (in lakh Rs.)	Fee per Vehicle (in Rs.)	No. of Vehicles	Fee collected (in lakh Rs.)
1	2	3	4	5	6	7	8
A-Car (Note-7)	11490	696373	13120	774248	Note-1	7255	416930
B-LCV	937	90794	988	94341		1027	99873
C-Bus	1165	218498	1385	261848		1230	230379
D-Truck	0	0	0	0		0	0
E-Three-axle vehicle	0	0	0	0		0	0
F-Multi-axle Truck	2556	963073	2762	1024924		2820	1071586
G-Oversized vehicle	0	0	0	0		0	0
FASTag Debit Adjustment/ Chargeback Received from Bank (Net) (Note-5)	0	1101	0	-47	Note-5	0	955
<b>H- Total</b>	<b>16148</b>	<b>1969840</b>	<b>18255</b>	<b>2155314</b>		<b>12332</b>	<b>1819723</b>

**Day/Month wise Opening Balance of Toll Collection & Traffic**

Day	17
Month	11
Year	2025
Toll Depositing Bank	State Bank Of India
Bank Account No.	39177623786

Transaction Type	Car/Jeep Count	Total Car/ Jeep Amount (in Rs.)	Bus/Truck Count	Total Bus / Truck Amount (in Rs.)	LCV Count	Total LCV Amount (in Rs.)	MAV (Multi Axle Vehicle Count)	Total MAV (Multi Axle Vehicle) Amount (in Rs.)	Three Axle Count	Three Axle Count Amount (in Rs.)	FASTag Debit Adjustment/ Chargeback Received from Bank (Net)
1	2	3	4	5	8	9	10	11	12	13	Note-5
Single Journey	4540	214826	917	151946	690	57448	2426	860186	0	0	955
Monthly Pass Sales	0	0	0	0	0	0	0	0	0	0	0
Daily Pass Sales	2163	152828	297	73689	327	40765	382	203233	0	0	0
Local Pass Sales	0	0	0	0	0	0	0	0	0	0	0
Return Pass Sales	0	0	0	0	0	0	0	0	0	0	0
Double User Fee (FASTag Lane Violation) (Note-6)	472	44556	13	4126	10	1660	12	8166	0	0	0
1.25 times User Fee via UPI (FASTag Lane Violation) (Note-9)	80	4720	3	618	0	0	0	0	0	0	0

Traffic and Revenue Receivable (Annual Pass - Note 7)		
Transaction Type	Car/Jeep Count	Total Car/ Jeep Amount (in Rs.)
1	2	3
Annual Pass	490	26598

Total Non-Tollable Traffic Count Entry Details (Note-2)						
Transaction Type	Car/Jeep Count	Bus/Truck Count	LCV Count	MAV (Multi Axle Vehicle Count)	Three Axle Count	
1	2	3	5	6	7	
Reuse & Exit	2354	342	360	395		0
Exemption & Violation	7198	185	127	213		0



**Notes**

1. Fee for Fastag vehicles passing two toll plazas, is collected at two plazas in few cases and therefore section wise traffic details will not be available at one plaza for same.
2. All Non-tollable traffic could not be recorded/reported due to unavailability of adequate Lanes & systems. Non-Tollable count includes Reuse of daily/return/monthly pass, exit trips, exemption and violations.
3. Reporting (FASTag/Cash/Card) - 12:00:00 AM to 11:59:59 PM.
4. Fastag Collection is net of Acquiring Bank Charges
5. FASTag Debit Adjustment/Chargeback Received from Bank (Net)
6. Double user fee (from cash vehicles entering dedicated Fastag lane) collected from vehicles are reported separately (count and revenue). These are included in vehicle category wise count and revenue.
7. Annual FASTag pass w.e.f. 15 August 2025 as per directions of MPEL vide letter no MPEL/DIC/2025/676 dated August 14, 2025.
8. Annual Pass Toll Revenue receivable (as given in the table above) is not included in the column 'Fee Collected'.
9. '1.25' times User Fee via UPI for vehicles without a valid FASTag w.e.f. 15 November 2025 as per directions of MPEL vide letter no MPEL/02/DIC/968 dated 10 November 2025.

**MONTHLY/DAILY FEE STATEMENT**

Project Highway: National Highway NH-48

Day/Month: 18-Nov-2025

Sr. No.	Name of Toll Plaza Location	Chainage
1	Varsoli National Highway NH-48 (from Km. 20+400 to 131+200)	60+050

Type of Vehicle	For corresponding day/month of previous year 18-Nov-2024		For preceding day/month 17-Nov-2025		For the day/month reported upon 18-Nov-2025		
	No. of Vehicles	Fee collected (in lakh Rs.)	No. of Vehicles	Fee collected (in lakh Rs.)	Fee per Vehicle (in Rs.)	No. of Vehicles	Fee collected (in lakh Rs.)
1	2	3	4	5	6	7	8
A-Car (Note-7)	6250	366900	7255	416930	Note-1	6701	395496
B-LCV	968	95015	1027	99873		1229	117977
C-Bus	1122	213401	1230	230379		1338	249245
D-Truck	0	0	0	0		0	0
E-Three-axle vehicle	0	0	0	0		0	0
F-Multi-axle Truck	2642	1013384	2820	1071586		3211	1222057
G-Oversized vehicle	0	0	0	0		0	0
FASTag Debit Adjustment/ Chargeback Received from Bank (Net) (Note-5)	0	640	0	955	Note-5	0	94
<b>H- Total</b>	<b>10982</b>	<b>1689340</b>	<b>12332</b>	<b>1819723</b>		<b>12479</b>	<b>1984868</b>

**Day/Month wise Opening Balance of Toll Collection & Traffic**

Day	18										
Month	11										
Year	2025										
Toll Depositing Bank	State Bank Of India										
Bank Account No.	39177623786										
Transaction Type	Car/Jeep Count	Total Car/ Jeep Amount (in Rs.)	Bus/Truck Count	Total Bus / Truck Amount (in Rs.)	LCV Count	Total LCV Amount (in Rs.)	MAV (Multi Axle Vehicle Count)	Total MAV (Multi Axle Vehicle) Amount (in Rs.)	Three Axle Count	Three Axle Count Amount (in Rs.)	FASTag Debit Adjustment/ Chargeback Received from Bank (Net) Note-5
1	2	3	4	5	8	9	10	11	12	13	
Single Journey	3742	177105	1005	166353	858	71451	2744	972994	0	0	94
Monthly Pass Sales	0	0	0	0	0	0	0	0	0	0	0
Daily Pass Sales	2367	166893	324	80373	364	45364	446	237075	0	0	0
Local Pass Sales	0	0	0	0	0	0	0	0	0	0	0
Return Pass Sales	0	0	0	0	0	0	0	0	0	0	0
Double User Fee (FASTag Lane Violation) (Note-6)	460	43710	8	2312	7	1162	18	10656	0	0	0
1.25 times User Fee via UPI (FASTag Lane Violation) (Note-9)	132	7788	1	206	0	0	3	1332	0	0	0

Traffic and Revenue Receivable (Annual Pass - Note 7)		
Transaction Type	Car/Jeep Count	Total Car/ Jeep Amount (in Rs.)
1	2	3
Annual Pass	448	24441

Total Non-Tollable Traffic Count Entry Details (Note-2)						
Transaction Type	Car/Jeep Count	Bus/Truck Count	LCV Count	MAV (Multi Axle Vehicle Count)	Three Axle Count	
1	2	3	5	6	7	
Reuse & Exit	2536	374	391	454		0
Exemption & Violation	6248	235	125	256		0



**Notes**

1. Fee for Fastag vehicles passing two toll plazas, is collected at two plazas in few cases and therefore section wise traffic details will not be available at one plaza for same.
2. All Non-tollable traffic could not be recorded/reported due to unavailability of adequate Lanes & systems. Non-Tollable count includes Reuse of daily/return/monthly pass, exit trips, exemption and violations.
3. Reporting (FASTag/Cash/Card) - 12:00:00 AM to 11:59:59 PM.
4. Fastag Collection is net of Acquiring Bank Charges
5. FASTag Debit Adjustment/Chargeback Received from Bank (Net)
6. Double user fee (from cash vehicles entering dedicated Fastag lane) collected from vehicles are reported separately (count and revenue). These are included in vehicle category wise count and revenue.
7. Annual FASTag pass w.e.f. 15 August 2025 as per directions of MPEL vide letter no MPEL/DIC/2025/676 dated August 14, 2025.
8. Annual Pass Toll Revenue receivable (as given in the table above) is not included in the column 'Fee Collected'.
9. '1.25' times User Fee via UPI for vehicles without a valid FASTag w.e.f. 15 November 2025 as per directions of MPEL vide letter no MPEL/02/DIC/968 dated 10 November 2025.

**MONTHLY/DAILY FEE STATEMENT**

Project Highway: National Highway NH-48

Day/Month: 19-Nov-2025

Sr. No.	Name of Toll Plaza Location	Chainage
1	Varsoli National Highway NH-48 (from Km. 20+400 to 131+200)	60+050

Type of Vehicle	For corresponding day/month of previous year 19-Nov-2024		For preceding day/month 18-Nov-2025		For the day/month reported upon 19-Nov-2025		
	No. of Vehicles	Fee collected (in lakh Rs.)	No. of Vehicles	Fee collected (in lakh Rs.)	Fee per Vehicle (in Rs.)	No. of Vehicles	Fee collected (in lakh Rs.)
1	2	3	4	5	6	7	8
A-Car (Note-7)	6680	396755	6701	395496	Note-1	6703	389010
B-LCV	1142	112758	1229	117977		1268	121500
C-Bus	1304	244103	1338	249245		1419	265146
D-Truck	0	0	0	0		0	0
E-Three-axle vehicle	0	0	0	0		0	0
F-Multi-axle Truck	3053	1195741	3211	1222057		3247	1243515
G-Oversized vehicle	0	0	0	0		0	0
FASTag Debit Adjustment/ Chargeback Received from Bank (Net) (Note-5)	0	0	0	94	Note-5	0	-839
<b>H- Total</b>	<b>12179</b>	<b>1949357</b>	<b>12479</b>	<b>1984868</b>		<b>12637</b>	<b>2018332</b>

**Day/Month wise Opening Balance of Toll Collection & Traffic**

Day	19
Month	11
Year	2025
Toll Depositing Bank	State Bank Of India
Bank Account No.	39177623786

Transaction Type	Car/Jeep Count	Total Car/ Jeep Amount (in Rs.)	Bus/Truck Count	Total Bus / Truck Amount (in Rs.)	LCV Count	Total LCV Amount (in Rs.)	MAV (Multi Axle Vehicle Count)	Total MAV (Multi Axle Vehicle) Amount (in Rs.)	Three Axle Count	Three Axle Count Amount (in Rs.)	FASTag Debit Adjustment/ Chargeback Received from Bank (Net)
1	2	3	4	5	8	9	10	11	12	13	Note-5
Single Journey	3851	182039	1062	175735	890	74270	2730	968509	0	0	-839
Monthly Pass Sales	0	0	0	0	0	0	0	0	0	0	0
Daily Pass Sales	2321	163543	336	83181	370	46025	508	270031	0	0	0
Local Pass Sales	0	0	0	0	0	0	0	0	0	0	0
Return Pass Sales	0	0	0	0	0	0	0	0	0	0	0
Double User Fee (FASTag Lane Violation) (Note-6)	344	32336	18	5612	6	996	9	4974	0	0	0
1.25 times User Fee via UPI (FASTag Lane Violation) (Note-9)	187	11092	3	618	2	208	0	0	0	0	0

Traffic and Revenue Receivable (Annual Pass - Note 7)		
Transaction Type	Car/Jeep Count	Total Car/ Jeep Amount (in Rs.)
1	2	3
Annual Pass	459	24497

Total Non-Tollable Traffic Count Entry Details (Note-2)						
Transaction Type	Car/Jeep Count	Bus/Truck Count	LCV Count	MAV (Multi Axle Vehicle Count)	Three Axle Count	
1	2	3	5	6	7	
Reuse & Exit	2501	385	395	522		0
Exemption & Violation	6984	245	124	249		0

**Notes**

1. Fee for Fastag vehicles passing two toll plazas, is collected at two plazas in few cases and therefore section wise traffic details will not be available at one plaza for same.
2. All Non-tollable traffic could not be recorded/reported due to unavailability of adequate Lanes & systems. Non-Tollable count includes Reuse of daily/return/monthly pass, exit trips, exemption and violations.
3. Reporting (FASTag/Cash/Card) - 12:00:00 AM to 11:59:59 PM.
4. Fastag Collection is net of Acquiring Bank Charges
5. FASTag Debit Adjustment/Chargeback Received from Bank (Net)
6. Double user fee (from cash vehicles entering dedicated Fastag lane) collected from vehicles are reported separately (count and revenue). These are included in vehicle category wise count and revenue.
7. Annual FASTag pass w.e.f. 15 August 2025 as per directions of MPEL vide letter no MPEL/DIC/2025/676 dated August 14, 2025.
8. Annual Pass Toll Revenue receivable (as given in the table above) is not included in the column 'Fee Collected'.
9. '1.25' times User Fee via UPI for vehicles without a valid FASTag w.e.f. 15 November 2025 as per directions of MPEL vide letter no MPEL/02/DIC/968 dated 10 November 2025.



**MONTHLY/DAILY FEE STATEMENT**

Project Highway: National Highway NH-48

Day/Month: 20-Nov-2025

Sr. No.	Name of Toll Plaza Location	Chainage
National Highway NH-48 (from Km. 20+400 to 131+200)		
1	Varsoli	60+050

Type of Vehicle	For corresponding day/month of previous year 20-Nov-2024		For preceding day/month 19-Nov-2025		For the day/month reported upon 20-Nov-2025		
	No. of Vehicles	Fee collected (in lakh Rs.)	No. of Vehicles	Fee collected (in lakh Rs.)	Fee per Vehicle (in Rs.)	No. of Vehicles	Fee collected (in lakh Rs.)
1	2	3	4	5	6	7	8
A-Car (Note-7)	7740	453502	6703	389010	Note-1	6424	371960
B-LCV	751	70710	1268	121500		1291	127006
C-Bus	927	173069	1419	265146		1436	268348
D-Truck	0	0	0	0		0	0
E-Three-axle vehicle	0	0	0	0		0	0
F-Multi-axle Truck	2472	920961	3247	1243515		3397	1313924
G-Oversized vehicle	0	0	0	0		0	0
FASTag Debit Adjustment/ Chargeback Received from Bank (Net) (Note-5)	0	833	0	-839	Note-5	0	-325
<b>H- Total</b>	<b>11890</b>	<b>1619074</b>	<b>12637</b>	<b>2018332</b>		<b>12548</b>	<b>2080912</b>

**Day/Month wise Opening Balance of Toll Collection & Traffic**

Day	20										
Month	11										
Year	2025										
Toll Depositing Bank	State Bank Of India										
Bank Account No.	39177623786										
Transaction Type	Car/Jeep Count	Total Car/ Jeep Amount (in Rs.)	Bus/Truck Count	Total Bus / Truck Amount (in Rs.)	LCV Count	Total LCV Amount (in Rs.)	MAV (Multi Axle Vehicle Count)	Total MAV (Multi Axle Vehicle) Amount (in Rs.)	Three Axle Count	Three Axle Count Amount (in Rs.)	FASTag Debit Adjustment/ Chargeback Received from Bank (Net)
1	2	3	4	5	8	9	10	11	12	13	Note-5
Single Journey	3681	174662	1071	177332	830	69439	2864	1015640	0	0	-325
Monthly Pass Sales	0	0	0	0	0	0	3	16020	0	0	0
Daily Pass Sales	2270	160044	345	85736	450	56052	525	279068	0	0	0
Local Pass Sales	0	0	0	0	0	0	0	0	0	0	0
Return Pass Sales	0	0	0	0	0	0	0	0	0	0	0
Double User Fee (FASTag Lane Violation) (Note-6)	259	24628	12	3632	6	996	5	3196	0	0	0
1.25 times User Fee via UPI (FASTag Lane Violation) (Note-9)	214	12626	8	1648	5	520	0	0	0	0	0

Traffic and Revenue Receivable (Annual Pass - Note 7)		
Transaction Type	Car/Jeep Count	Total Car/ Jeep Amount (in Rs.)
1	2	3
Annual Pass	440	23501

Total Non-Tollable Traffic Count Entry Details (Note-2)						
Transaction Type	Car/Jeep Count	Bus/Truck Count	LCV Count	MAV (Multi Axle Vehicle Count)	Three Axle Count	
1	2	3	5	6	7	
Reuse & Exit	2429	389	485	540	0	
Exemption & Violation	6937	246	123	269	0	



**Notes**

1. Fee for Fastag vehicles passing two toll plazas, is collected at two plazas in few cases and therefore section wise traffic details will not be available at one plaza for same.
2. All Non-tollable traffic could not be recorded/reported due to unavailability of adequate Lanes & systems. Non-Tollable count includes Reuse of daily/return/monthly pass, exit trips, exemption and violations.
3. Reporting (FASTag/Cash/Card) - 12:00:00 AM to 11:59:59 PM.
4. Fastag Collection is net of Acquiring Bank Charges
5. FASTag Debit Adjustment/Chargeback Received from Bank (Net)
6. Double user fee (from cash vehicles entering dedicated Fastag lane) collected from vehicles are reported separately (count and revenue). These are included in vehicle category wise count and revenue.
7. Annual FASTag pass w.e.f. 15 August 2025 as per directions of MPEL vide letter no MPEL/DIC/2025/676 dated August 14, 2025.
8. Annual Pass Toll Revenue receivable (as given in the table above) is not included in the column 'Fee Collected'.
9. '1.25' times User Fee via UPI for vehicles without a valid FASTag w.e.f. 15 November 2025 as per directions of MPEL vide letter no MPEL/02/DIC/968 dated 10 November 2025.

**MONTHLY/DAILY FEE STATEMENT**

Project Highway: National Highway NH-48

Day/Month: 21-Nov-2025

Sr. No.	Name of Toll Plaza Location	Chainage
1	Varsoli National Highway NH-48 (from Km. 20+400 to 131+200)	60+050

Type of Vehicle	For corresponding day/month of previous year 21-Nov-2024		For preceding day/month 20-Nov-2025		For the day/month reported upon 21-Nov-2025		
	No. of Vehicles	Fee collected (in lakh Rs.)	No. of Vehicles	Fee collected (in lakh Rs.)	Fee per Vehicle (in Rs.)	No. of Vehicles	Fee collected (in lakh Rs.)
1	2	3	4	5	6	7	8
A-Car (Note-7)	6938	409839	6424	371960	Note-1	7898	447800
B-LCV	930	91645	1291	127006		1252	121712
C-Bus	1045	197457	1436	268348		1448	270311
D-Truck	0	0	0	0		0	0
E-Three-axle vehicle	0	0	0	0		0	0
F-Multi-axle Truck	2601	1016063	3397	1313924		3247	1238705
G-Oversized vehicle	0	0	0	0		0	0
FASTag Debit Adjustment/ Chargeback Received from Bank (Net) (Note-5)	0	289	0	-325	Note-5	0	1083
<b>H- Total</b>	<b>11514</b>	<b>1715293</b>	<b>12548</b>	<b>2080912</b>		<b>13845</b>	<b>2079611</b>

**Day/Month wise Opening Balance of Toll Collection & Traffic**

Day	21
Month	11
Year	2025
Toll Depositing Bank	State Bank Of India
Bank Account No.	39177623786

Transaction Type	Car/Jeep Count	Total Car/ Jeep Amount (in Rs.)	Bus/Truck Count	Total Bus / Truck Amount (in Rs.)	LCV Count	Total LCV Amount (in Rs.)	MAV (Multi Axle Vehicle Count)	Total MAV (Multi Axle Vehicle) Amount (in Rs.)	Three Axle Count	Three Axle Count Amount (in Rs.)	FASTag Debit Adjustment/ Chargeback Received from Bank (Net) Note-5
1	2	3	4	5	8	9	10	11	12	13	
Single Journey	4819	227874	1073	177560	839	70129	2752	975829	0	0	1083
Monthly Pass Sales	0	0	0	0	0	0	0	0	0	0	0
Daily Pass Sales	2462	173511	363	89947	393	48884	480	255148	0	0	0
Local Pass Sales	0	0	0	0	0	0	0	0	0	0	0
Return Pass Sales	0	0	0	0	0	0	0	0	0	0	0
Double User Fee (FASTag Lane Violation) (Note-6)	280	26414	4	1156	10	1660	12	6396	0	0	0
1.25 times User Fee via UPI (FASTag Lane Violation) (Note-9)	337	20001	8	1648	10	1040	3	1332	0	0	0

Traffic and Revenue Receivable (Annual Pass - Note 7)		
Transaction Type	Car/Jeep Count	Total Car/ Jeep Amount (in Rs.)
1	2	3
Annual Pass	542	29308

Total Non-Tollable Traffic Count Entry Details (Note-2)						
Transaction Type	Car/Jeep Count	Bus/Truck Count	LCV Count	MAV (Multi Axle Vehicle Count)	Three Axle Count	
1	2	3	5	6	7	
Reuse & Exit	2661	413	417	488		0
Exemption & Violation	7295	234	129	249		0



**Notes**

1. Fee for Fastag vehicles passing two toll plazas, is collected at two plazas in few cases and therefore section wise traffic details will not be available at one plaza for same.
2. All Non-tollable traffic could not be recorded/reported due to unavailability of adequate Lanes & systems. Non-Tollable count includes Reuse of daily/return/monthly pass, exit trips, exemption and violations.
3. Reporting (FASTag/Cash/Card) - 12:00:00 AM to 11:59:59 PM.
4. Fastag Collection is net of Acquiring Bank Charges
5. FASTag Debit Adjustment/Chargeback Received from Bank (Net)
6. Double user fee (from cash vehicles entering dedicated Fastag lane) collected from vehicles are reported separately (count and revenue). These are included in vehicle category wise count and revenue.
7. Annual FASTag pass w.e.f. 15 August 2025 as per directions of MPEL vide letter no MPEL/DIC/2025/676 dated August 14, 2025.
8. Annual Pass Toll Revenue receivable (as given in the table above) is not included in the column 'Fee Collected'.
9. '1.25' times User Fee via UPI for vehicles without a valid FASTag w.e.f. 15 November 2025 as per directions of MPEL vide letter no MPEL/02/DIC/968 dated 10 November 2025.

**MONTHLY/DAILY FEE STATEMENT**

Project Highway: National Highway NH-48

Day/Month: 22-Nov-2025

Sr. No.	Name of Toll Plaza Location	Chainage
1	Varsoli National Highway NH-48 (from Km. 20+400 to 131+200)	60+050

Type of Vehicle	For corresponding day/month of previous year 22-Nov-2024		For preceding day/month 21-Nov-2025		For the day/month reported upon 22-Nov-2025		
	No. of Vehicles	Fee collected (in lakh Rs.)	No. of Vehicles	Fee collected (in lakh Rs.)	Fee per Vehicle (in Rs.)	No. of Vehicles	Fee collected (in lakh Rs.)
1	2	3	4	5	6	7	8
A-Car (Note-7)	8302	499309	7898	447800	Note-1	10858	608826
B-LCV	1268	125700	1252	121712		1313	127057
C-Bus	1421	272028	1448	270311		1447	271372
D-Truck	0	0	0	0		0	0
E-Three-axle vehicle	0	0	0	0		0	0
F-Multi-axle Truck	3209	1222810	3247	1238705		3431	1329816
G-Oversized vehicle	0	0	0	0		0	0
FASTag Debit Adjustment/ Chargeback Received from Bank (Net) (Note-5)	0	404	0	1083	Note-5	0	-1867
<b>H- Total</b>	<b>14200</b>	<b>2120251</b>	<b>13845</b>	<b>2079611</b>		<b>17049</b>	<b>2335203</b>

**Day/Month wise Opening Balance of Toll Collection & Traffic**

Day	22										
Month	11										
Year	2025										
Toll Depositing Bank	State Bank Of India										
Bank Account No.	39177623786										
Transaction Type	Car/Jeep Count	Total Car/ Jeep Amount (in Rs.)	Bus/Truck Count	Total Bus / Truck Amount (in Rs.)	LCV Count	Total LCV Amount (in Rs.)	MAV (Multi Axle Vehicle Count)	Total MAV (Multi Axle Vehicle) Amount (in Rs.)	Three Axle Count	Three Axle Count Amount (in Rs.)	FASTag Debit Adjustment/ Chargeback Received from Bank (Net)
1	2	3	4	5	8	9	10	11	12	13	Note-5
Single Journey	6843	322913	1072	177670	887	74106	2905	1030522	0	0	-1867
Monthly Pass Sales	0	0	0	0	0	0	4	21360	0	0	0
Daily Pass Sales	3210	226107	361	89370	408	50832	507	269500	0	0	0
Local Pass Sales	0	0	0	0	0	0	0	0	0	0	0
Return Pass Sales	0	0	0	0	0	0	0	0	0	0	0
Double User Fee (FASTag Lane Violation) (Note-6)	341	32430	9	3302	4	664	8	5326	0	0	0
1.25 times User Fee via UPI (FASTag Lane Violation) (Note-9)	464	27376	5	1030	14	1456	7	3108	0	0	0

Traffic and Revenue Receivable (Annual Pass - Note 7)		
Transaction Type	Car/Jeep Count	Total Car/ Jeep Amount (in Rs.)
1	2	3
Annual Pass	755	39704

Total Non-Tollable Traffic Count Entry Details (Note-2)						
Transaction Type	Car/Jeep Count	Bus/Truck Count	LCV Count	MAV (Multi Axle Vehicle Count)	Three Axle Count	
1	2	3	5	6	7	
Reuse & Exit	3534	407	439	526		0
Exemption & Violation	6175	263	114	235		0



**Notes**

1. Fee for Fastag vehicles passing two toll plazas, is collected at two plazas in few cases and therefore section wise traffic details will not be available at one plaza for same.
2. All Non-tollable traffic could not be recorded/reported due to unavailability of adequate Lanes & systems. Non-Tollable count includes Reuse of daily/return/monthly pass, exit trips, exemption and violations.
3. Reporting (FASTag/Cash/Card) - 12:00:00 AM to 11:59:59 PM.
4. Fastag Collection is net of Acquiring Bank Charges
5. FASTag Debit Adjustment/Chargeback Received from Bank (Net)
6. Double user fee (from cash vehicles entering dedicated Fastag lane) collected from vehicles are reported separately (count and revenue). These are included in vehicle category wise count and revenue.
7. Annual FASTag pass w.e.f. 15 August 2025 as per directions of MPEL vide letter no MPEL/DIC/2025/676 dated August 14, 2025.
8. Annual Pass Toll Revenue receivable (as given in the table above) is not included in the column 'Fee Collected'.
9. '1.25' times User Fee via UPI for vehicles without a valid FASTag w.e.f. 15 November 2025 as per directions of MPEL vide letter no MPEL/02/DIC/968 dated 10 November 2025.

**MONTHLY/DAILY FEE STATEMENT**

Project Highway: National Highway NH-48

Day/Month: 23-Nov-2025

Sr. No.	Name of Toll Plaza Location	Chainage
1	National Highway NH-48 (from Km. 20+400 to 131+200) Varsoli	60+050

Type of Vehicle	For corresponding day/month of previous year 23-Nov-2024		For preceding day/month 22-Nov-2025		For the day/month reported upon 23-Nov-2025		
	No. of Vehicles	Fee collected (in lakh Rs.)	No. of Vehicles	Fee collected (in lakh Rs.)	Fee per Vehicle (in Rs.)	No. of Vehicles	Fee collected (in lakh Rs.)
1	2	3	4	5	6	7	8
A-Car (Note-7)	10088	591075	10858	608826	Note-1	11966	672225
B-LCV	1224	117885	1313	127057		971	92436
C-Bus	1340	251872	1447	271372		1228	223227
D-Truck	0	0	0	0		0	0
E-Three-axle vehicle	0	0	0	0		0	0
F-Multi-axle Truck	3110	1203112	3431	1329816		2909	1093052
G-Oversized vehicle	0	0	0	0		0	0
FASTag Debit Adjustment/ Chargeback Received from Bank (Net) (Note-5)	0	679	0	-1867	Note-5	0	-47
<b>H- Total</b>	<b>15762</b>	<b>2164623</b>	<b>17049</b>	<b>2335203</b>		<b>17074</b>	<b>2080892</b>

**Day/Month wise Opening Balance of Toll Collection & Traffic**

Day	23										
Month	11										
Year	2025										
Toll Depositing Bank	State Bank Of India										
Bank Account No.	39177623786										
Transaction Type	Car/Jeep Count	Total Car/ Jeep Amount (in Rs.)	Bus/Truck Count	Total Bus / Truck Amount (in Rs.)	LCV Count	Total LCV Amount (in Rs.)	MAV (Multi Axle Vehicle Count)	Total MAV (Multi Axle Vehicle) Amount (in Rs.)	Three Axle Count	Three Axle Count Amount (in Rs.)	FASTag Debit Adjustment/ Chargeback Received from Bank (Net)
1	2	3	4	5	8	9	10	11	12	13	Note-5
Single Journey	7483	352656	986	163073	708	59163	2560	907792	0	0	-47
Monthly Pass Sales	0	0	0	0	0	0	0	0	0	0	0
Daily Pass Sales	3337	235404	228	56526	246	30699	339	180198	0	0	0
Local Pass Sales	0	0	0	0	0	0	0	0	0	0	0
Return Pass Sales	0	0	0	0	0	0	0	0	0	0	0
Double User Fee (FASTag Lane Violation) (Note-6)	464	43928	6	1980	13	2158	5	2842	0	0	0
1.25 times User Fee via UPI (FASTag Lane Violation) (Note-9)	682	40238	8	1648	4	416	5	2220	0	0	0

Traffic and Revenue Receivable (Annual Pass - Note 7)		
Transaction Type	Car/Jeep Count	Total Car/ Jeep Amount (in Rs.)
1	2	3
Annual Pass	823	43353

Total Non-Tollable Traffic Count Entry Details (Note-2)						
Transaction Type	Car/Jeep Count	Bus/Truck Count	LCV Count	MAV (Multi Axle Vehicle Count)	Three Axle Count	
1	2	3	5	6	7	
Reuse & Exit	3607	257	272	349		0
Exemption & Violation	5574	221	86	136		0



**Notes**

1. Fee for Fastag vehicles passing two toll plazas, is collected at two plazas in few cases and therefore section wise traffic details will not be available at one plaza for same.
2. All Non-tollable traffic could not be recorded/reported due to unavailability of adequate Lanes & systems. Non-Tollable count includes Reuse of daily/return/monthly pass, exit trips, exemption and violations.
3. Reporting (FASTag/Cash/Card) - 12:00:00 AM to 11:59:59 PM.
4. Fastag Collection is net of Acquiring Bank Charges
5. FASTag Debit Adjustment/Chargeback Received from Bank (Net)
6. Double user fee (from cash vehicles entering dedicated Fastag lane) collected from vehicles are reported separately (count and revenue). These are included in vehicle category wise count and revenue.
7. Annual FASTag pass w.e.f. 15 August 2025 as per directions of MPEL vide letter no MPEL/DIC/2025/676 dated August 14, 2025.
8. Annual Pass Toll Revenue receivable (as given in the table above) is not included in the column 'Fee Collected'.
9. '1.25' times User Fee via UPI for vehicles without a valid FASTag w.e.f. 15 November 2025 as per directions of MPEL vide letter no MPEL/02/DIC/968 dated 10 November 2025.

**MONTHLY/DAILY FEE STATEMENT**

Project Highway: National Highway NH-48

Day/Month: 24-Nov-2025

Sr. No.	Name of Toll Plaza Location	Chainage
1	National Highway NH-48 (from Km. 20+400 to 131+200) Varsoli	60+050

Type of Vehicle	For corresponding day/month of previous year 24-Nov-2024		For preceding day/month 23-Nov-2025		For the day/month reported upon 24-Nov-2025		
	No. of Vehicles	Fee collected (in lakh Rs.)	No. of Vehicles	Fee collected (in lakh Rs.)	Fee per Vehicle (in Rs.)	No. of Vehicles	Fee collected (in lakh Rs.)
1	2	3	4	5	6	7	8
A-Car (Note-7)	12273	744178	11966	672225	Note-1	7299	409568
B-LCV	991	96798	971	92436		1103	107875
C-Bus	1212	232203	1228	223227		1229	228595
D-Truck	0	0	0	0		0	0
E-Three-axle vehicle	0	0	0	0		0	0
F-Multi-axle Truck	2836	1065258	2909	1093052		2866	1091047
G-Oversized vehicle	0	0	0	0		0	0
FASTag Debit Adjustment/ Chargeback Received from Bank (Net) (Note-5)	0	0	0	-47	Note-5	0	591
<b>H- Total</b>	<b>17312</b>	<b>2138436</b>	<b>17074</b>	<b>2080892</b>		<b>12497</b>	<b>1837677</b>

**Day/Month wise Opening Balance of Toll Collection & Traffic**

Day	24
Month	11
Year	2025
Toll Depositing Bank	State Bank Of India
Bank Account No.	39177623786

Transaction Type	Car/Jeep Count	Total Car/ Jeep Amount (in Rs.)	Bus/Truck Count	Total Bus / Truck Amount (in Rs.)	LCV Count	Total LCV Amount (in Rs.)	MAV (Multi Axle Vehicle Count)	Total MAV (Multi Axle Vehicle) Amount (in Rs.)	Three Axle Count	Three Axle Count Amount (in Rs.)	FASTag Debit Adjustment/ Chargeback Received from Bank (Net) Note-5
1	2	3	4	5	8	9	10	11	12	13	
Single Journey	4652	219969	915	151481	722	60351	2473	877678	0	0	591
Monthly Pass Sales	0	0	0	0	0	0	1	5340	0	0	0
Daily Pass Sales	2083	146816	298	73773	367	45820	381	202523	0	0	0
Local Pass Sales	0	0	0	0	0	0	0	0	0	0	0
Return Pass Sales	0	0	0	0	0	0	0	0	0	0	0
Double User Fee (FASTag Lane Violation) (Note-6)	258	24534	3	662	4	664	5	2842	0	0	0
1.25 times User Fee via UPI (FASTag Lane Violation) (Note-9)	306	18249	13	2678	10	1040	6	2664	0	0	0

Traffic and Revenue Receivable (Annual Pass - Note 7)		
Transaction Type	Car/Jeep Count	Total Car/ Jeep Amount (in Rs.)
1	2	3
Annual Pass	590	31188

Total Non-Tollable Traffic Count Entry Details (Note-2)						
Transaction Type	Car/Jeep Count	Bus/Truck Count	LCV Count	MAV (Multi Axle Vehicle Count)	Three Axle Count	
1	2	3	5	6	7	
Reuse & Exit	2295	344	402	386		0
Exemption & Violation	6116	251	137	259		0



**Notes**

1. Fee for Fastag vehicles passing two toll plazas, is collected at two plazas in few cases and therefore section wise traffic details will not be available at one plaza for same.
2. All Non-tollable traffic could not be recorded/reported due to unavailability of adequate Lanes & systems. Non-Tollable count includes Reuse of daily/return/monthly pass, exit trips, exemption and violations.
3. Reporting (FASTag/Cash/Card) - 12:00:00 AM to 11:59:59 PM.
4. Fastag Collection is net of Acquiring Bank Charges
5. FASTag Debit Adjustment/Chargeback Received from Bank (Net)
6. Double user fee (from cash vehicles entering dedicated Fastag lane) collected from vehicles are reported separately (count and revenue). These are included in vehicle category wise count and revenue.
7. Annual FASTag pass w.e.f. 15 August 2025 as per directions of MPEL vide letter no MPEL/DIC/2025/676 dated August 14, 2025.
8. Annual Pass Toll Revenue receivable (as given in the table above) is not included in the column 'Fee Collected'.
9. '1.25' times User Fee via UPI for vehicles without a valid FASTag w.e.f. 15 November 2025 as per directions of MPEL vide letter no MPEL/02/DIC/968 dated 10 November 2025.

**MONTHLY/DAILY FEE STATEMENT**

Project Highway: National Highway NH-48

Day/Month: 25-Nov-2025

Sr. No.	Name of Toll Plaza Location	Chainage
1	National Highway NH-48 (from Km. 20+400 to 131+200) Varsoli	60+050

Type of Vehicle	For corresponding day/month of previous year 25-Nov-2024		For preceding day/month 24-Nov-2025		For the day/month reported upon 25-Nov-2025		
	No. of Vehicles	Fee collected (in lakh Rs.)	No. of Vehicles	Fee collected (in lakh Rs.)	Fee per Vehicle (in Rs.)	No. of Vehicles	Fee collected (in lakh Rs.)
1	2	3	4	5	6	7	8
A-Car (Note-7)	7678	454520	7299	409568	Note-1	7446	431354
B-LCV	1011	99007	1103	107875		1293	127432
C-Bus	1176	222229	1229	228595		1398	259497
D-Truck	0	0	0	0		0	0
E-Three-axle vehicle	0	0	0	0		0	0
F-Multi-axle Truck	2765	1055306	2866	1091047		3352	1273280
G-Oversized vehicle	0	0	0	0		0	0
FASTag Debit Adjustment/ Chargeback Received from Bank (Net) (Note-5)	0	0	0	591	Note-5	0	-1667
<b>H- Total</b>	<b>12630</b>	<b>1831062</b>	<b>12497</b>	<b>1837677</b>		<b>13489</b>	<b>2089897</b>

**Day/Month wise Opening Balance of Toll Collection & Traffic**

Day	25										
Month	11										
Year	2025										
Toll Depositing Bank	State Bank Of India										
Bank Account No.	39177623786										
Transaction Type	Car/Jeep Count	Total Car/ Jeep Amount (in Rs.)	Bus/Truck Count	Total Bus / Truck Amount (in Rs.)	LCV Count	Total LCV Amount (in Rs.)	MAV (Multi Axle Vehicle Count)	Total MAV (Multi Axle Vehicle) Amount (in Rs.)	Three Axle Count	Three Axle Count Amount (in Rs.)	FASTag Debit Adjustment/ Chargeback Received from Bank (Net)
1	2	3	4	5	8	9	10	11	12	13	Note-5
Single Journey	4297	204876	1060	175576	831	69885	2872	1018826	0	0	-1667
Monthly Pass Sales	0	0	0	0	0	0	0	0	0	0	0
Daily Pass Sales	2592	182997	327	81198	443	55140	469	249300	0	0	0
Local Pass Sales	0	0	0	0	0	0	0	0	0	0	0
Return Pass Sales	0	0	0	0	0	0	0	0	0	0	0
Double User Fee (FASTag Lane Violation) (Note-6)	296	28012	5	1486	7	1162	9	4266	0	0	0
1.25 times User Fee via UPI (FASTag Lane Violation) (Note-9)	261	15470	6	1238	12	1245	2	888	0	0	0

Traffic and Revenue Receivable (Annual Pass - Note 7)		
Transaction Type	Car/Jeep Count	Total Car/ Jeep Amount (in Rs.)
1	2	3
Annual Pass	489	25934

Total Non-Tollable Traffic Count Entry Details (Note-2)					
Transaction Type	Car/Jeep Count	Bus/Truck Count	LCV Count	MAV (Multi Axle Vehicle Count)	Three Axle Count
1	2	3	5	6	7
Reuse & Exit	2854	371	477	479	0
Exemption & Violation	6375	288	110	255	0



**Notes**

1. Fee for Fastag vehicles passing two toll plazas, is collected at two plazas in few cases and therefore section wise traffic details will not be available at one plaza for same.
2. All Non-tollable traffic could not be recorded/reported due to unavailability of adequate Lanes & systems. Non-Tollable count includes Reuse of daily/return/monthly pass, exit trips, exemption and violations.
3. Reporting (FASTag/Cash/Card) - 12:00:00 AM to 11:59:59 PM.
4. Fastag Collection is net of Acquiring Bank Charges
5. FASTag Debit Adjustment/Chargeback Received from Bank (Net)
6. Double user fee (from cash vehicles entering dedicated Fastag lane) collected from vehicles are reported separately (count and revenue). These are included in vehicle category wise count and revenue.
7. Annual FASTag pass w.e.f. 15 August 2025 as per directions of MPEL vide letter no MPEL/DIC/2025/676 dated August 14, 2025.
8. Annual Pass Toll Revenue receivable (as given in the table above) is not included in the column 'Fee Collected'.
9. '1.25' times User Fee via UPI for vehicles without a valid FASTag w.e.f. 15 November 2025 as per directions of MPEL vide letter no MPEL/02/DIC/968 dated 10 November 2025.

**MONTHLY/DAILY FEE STATEMENT**

Project Highway: National Highway NH-48

Day/Month: 26-Nov-2025

Sr. No.	Name of Toll Plaza Location	Chainage
1	Varsoli National Highway NH-48 (from Km. 20+400 to 131+200)	60+050

Type of Vehicle	For corresponding day/month of previous year 26-Nov-2024		For preceding day/month 25-Nov-2025		For the day/month reported upon 26-Nov-2025		
	No. of Vehicles	Fee collected (in lakh Rs.)	No. of Vehicles	Fee collected (in lakh Rs.)	Fee per Vehicle (in Rs.)	No. of Vehicles	Fee collected (in lakh Rs.)
1	2	3	4	5	6	7	8
A-Car (Note-7)	9756	609414	7446	431354	Note-1	7420	422112
B-LCV	1247	121541	1293	127432		1374	134062
C-Bus	1424	268623	1398	259497		1471	273246
D-Truck	0	0	0	0		0	0
E-Three-axle vehicle	0	0	0	0		0	0
F-Multi-axle Truck	3296	1258277	3352	1273280		3506	1340154
G-Oversized vehicle	0	0	0	0		0	0
FASTag Debit Adjustment/ Chargeback Received from Bank (Net) (Note-5)	0	1398	0	-1667	Note-5	0	63
<b>H- Total</b>	<b>15723</b>	<b>2259252</b>	<b>13489</b>	<b>2089897</b>		<b>13771</b>	<b>2169637</b>

**Day/Month wise Opening Balance of Toll Collection & Traffic**

Day	26										
Month	11										
Year	2025										
Toll Depositing Bank	State Bank Of India										
Bank Account No.	39177623786										
Transaction Type	Car/Jeep Count	Total Car/ Jeep Amount (in Rs.)	Bus/Truck Count	Total Bus / Truck Amount (in Rs.)	LCV Count	Total LCV Amount (in Rs.)	MAV (Multi Axle Vehicle Count)	Total MAV (Multi Axle Vehicle) Amount (in Rs.)	Three Axle Count	Three Axle Count Amount (in Rs.)	FASTag Debit Adjustment/ Chargeback Received from Bank (Net) Note-5
1	2	3	4	5	8	9	10	11	12	13	
Single Journey	4514	213270	1106	182888	908	75790	2966	1051666	0	0	63
Monthly Pass Sales	0	0	0	0	0	0	0	0	0	0	0
Daily Pass Sales	2349	165626	351	86976	447	55679	517	274815	0	0	0
Local Pass Sales	0	0	0	0	0	0	0	0	0	0	0
Return Pass Sales	0	0	0	0	0	0	0	0	0	0	0
Double User Fee (FASTag Lane Violation) (Note-6)	295	27824	4	1320	10	1660	17	11010	0	0	0
1.25 times User Fee via UPI (FASTag Lane Violation) (Note-9)	262	15393	10	2063	9	934	6	2663	0	0	0

Traffic and Revenue Receivable (Annual Pass - Note 7)		
Transaction Type	Car/Jeep Count	Total Car/ Jeep Amount (in Rs.)
1	2	3
Annual Pass	530	27980

Total Non-Tollable Traffic Count Entry Details (Note-2)					
Transaction Type	Car/Jeep Count	Bus/Truck Count	LCV Count	MAV (Multi Axle Vehicle Count)	Three Axle Count
1	2	3	5	6	7
Reuse & Exit	2592	399	488	524	0
Exemption & Violation	5882	243	103	269	0



**Notes**

1. Fee for Fastag vehicles passing two toll plazas, is collected at two plazas in few cases and therefore section wise traffic details will not be available at one plaza for same.
2. All Non-tollable traffic could not be recorded/reported due to unavailability of adequate Lanes & systems. Non-Tollable count includes Reuse of daily/return/monthly pass, exit trips, exemption and violations.
3. Reporting (FASTag/Cash/Card) - 12:00:00 AM to 11:59:59 PM.
4. Fastag Collection is net of Acquiring Bank Charges
5. FASTag Debit Adjustment/Chargeback Received from Bank (Net)
6. Double user fee (from cash vehicles entering dedicated Fastag lane) collected from vehicles are reported separately (count and revenue). These are included in vehicle category wise count and revenue.
7. Annual FASTag pass w.e.f. 15 August 2025 as per directions of MPEL vide letter no MPEL/DIC/2025/676 dated August 14, 2025.
8. Annual Pass Toll Revenue receivable (as given in the table above) is not included in the column 'Fee Collected'.
9. '1.25' times User Fee via UPI for vehicles without a valid FASTag w.e.f. 15 November 2025 as per directions of MPEL vide letter no MPEL/02/DIC/968 dated 10 November 2025.



**MONTHLY/DAILY FEE STATEMENT**

Project Highway: National Highway NH-48

Day/Month: 28-Nov-2025

Sr. No.	Name of Toll Plaza Location	Chainage
1	Varsoli National Highway NH-48 (from Km. 20+400 to 131+200)	60+050

Type of Vehicle	For corresponding day/month of previous year 28-Nov-2024		For preceding day/month 27-Nov-2025		For the day/month reported upon 28-Nov-2025		
	No. of Vehicles	Fee collected (in lakh Rs.)	No. of Vehicles	Fee collected (in lakh Rs.)	Fee per Vehicle (in Rs.)	No. of Vehicles	Fee collected (in lakh Rs.)
1	2	3	4	5	6	7	8
A-Car (Note-7)	7550	455650	7004	402326	Note-1	6814	386821
B-LCV	1297	126767	1311	127939		1222	114156
C-Bus	1490	281006	1504	281894		1260	228654
D-Truck	0	0	0	0		0	0
E-Three-axle vehicle	0	0	0	0		0	0
F-Multi-axle Truck	3382	1299798	3521	1348036		2900	1069817
G-Oversized vehicle	0	0	0	0		0	0
FASTag Debit Adjustment/ Chargeback Received from Bank (Net) (Note-5)	0	0	0	661	Note-5	0	485
<b>H- Total</b>	<b>13719</b>	<b>2163221</b>	<b>13340</b>	<b>2160855</b>		<b>12196</b>	<b>1799934</b>

**Day/Month wise Opening Balance of Toll Collection & Traffic**

Day	28										
Month	11										
Year	2025										
Toll Depositing Bank	State Bank Of India										
Bank Account No.	39177623786										
Transaction Type	Car/Jeep Count	Total Car/ Jeep Amount (in Rs.)	Bus/Truck Count	Total Bus / Truck Amount (in Rs.)	LCV Count	Total LCV Amount (in Rs.)	MAV (Multi Axle Vehicle Count)	Total MAV (Multi Axle Vehicle) Amount (in Rs.)	Three Axle Count	Three Axle Count Amount (in Rs.)	FASTag Debit Adjustment/ Chargeback Received from Bank (Net)
1	2	3	4	5	8	9	10	11	12	13	Note-5
Single Journey	4427	211100	1034	172666	943	78494	2664	944885	0	0	485
Monthly Pass Sales	0	0	0	0	0	0	0	0	0	0	0
Daily Pass Sales	1752	126442	217	53884	254	32322	223	118537	0	0	0
Local Pass Sales	0	0	0	0	0	0	0	0	0	0	0
Return Pass Sales	0	0	0	0	0	0	0	0	0	0	0
Double User Fee (FASTag Lane Violation) (Note-6)	330	31302	2	660	12	1992	9	4620	0	0	0
1.25 times User Fee via UPI (FASTag Lane Violation) (Note-9)	305	17978	7	1444	13	1349	4	1775	0	0	0

Traffic and Revenue Receivable (Annual Pass - Note 7)		
Transaction Type	Car/Jeep Count	Total Car/ Jeep Amount (in Rs.)
1	2	3
Annual Pass	454	24386

Total Non-Tollable Traffic Count Entry Details (Note-2)						
Transaction Type	Car/Jeep Count	Bus/Truck Count	LCV Count	MAV (Multi Axle Vehicle Count)	Three Axle Count	
1	2	3	5	6	7	
Reuse & Exit	1929	265	277	227	0	0
Exemption & Violation	6548	271	126	283	0	0



**Notes**

1. Fee for Fastag vehicles passing two toll plazas, is collected at two plazas in few cases and therefore section wise traffic details will not be available at one plaza for same.
2. All Non-tollable traffic could not be recorded/reported due to unavailability of adequate Lanes & systems. Non-Tollable count includes Reuse of daily/return/monthly pass, exit trips, exemption and violations.
3. Reporting (FASTag/Cash/Card) - 12:00:00 AM to 11:59:59 PM.
4. Fastag Collection is net of Acquiring Bank Charges
5. FASTag Debit Adjustment/Chargeback Received from Bank (Net)
6. Double user fee (from cash vehicles entering dedicated Fastag lane) collected from vehicles are reported separately (count and revenue). These are included in vehicle category wise count and revenue.
7. Annual FASTag pass w.e.f. 15 August 2025 as per directions of MPEL vide letter no MPEL/DIC/2025/676 dated August 14, 2025.
8. Annual Pass Toll Revenue receivable (as given in the table above) is not included in the column 'Fee Collected'.
9. '1.25' times User Fee via UPI for vehicles without a valid FASTag w.e.f. 15 November 2025 as per directions of MPEL vide letter no MPEL/02/DIC/968 dated 10 November 2025.

**MONTHLY/DAILY FEE STATEMENT**

Project Highway: National Highway NH-48

Day/Month: 29-Nov-2025

Sr. No.	Name of Toll Plaza Location	Chainage
1	National Highway NH-48 (from Km. 20+400 to 131+200) Varsoli	60+050

Type of Vehicle	For corresponding day/month of previous year 29-Nov-2024		For preceding day/month 28-Nov-2025		For the day/month reported upon 29-Nov-2025		
	No. of Vehicles	Fee collected (in lakh Rs.)	No. of Vehicles	Fee collected (in lakh Rs.)	Fee per Vehicle (in Rs.)	No. of Vehicles	Fee collected (in lakh Rs.)
1	2	3	4	5	6	7	8
A-Car (Note-7)	8713	529424	6814	386821	Note-1	11177	650632
B-LCV	1256	123320	1222	114156		1460	151741
C-Bus	1474	280296	1260	228654		1685	326243
D-Truck	0	0	0	0		0	0
E-Three-axle vehicle	0	0	0	0		0	0
F-Multi-axle Truck	3484	1343063	2900	1069817		3883	1531796
G-Oversized vehicle	0	0	0	0		0	0
FASTag Debit Adjustment/ Chargeback Received from Bank (Net) (Note-5)	0	981	0	485	Note-5	0	-621
<b>H- Total</b>	<b>14927</b>	<b>2277084</b>	<b>12196</b>	<b>1799934</b>		<b>18205</b>	<b>2659791</b>

**Day/Month wise Opening Balance of Toll Collection & Traffic**

Day	29
Month	11
Year	2025
Toll Depositing Bank	State Bank Of India
Bank Account No.	39177623786

Transaction Type	Car/Jeep Count	Total Car/ Jeep Amount (in Rs.)	Bus/Truck Count	Total Bus / Truck Amount (in Rs.)	LCV Count	Total LCV Amount (in Rs.)	MAV (Multi Axle Vehicle Count)	Total MAV (Multi Axle Vehicle) Amount (in Rs.)	Three Axle Count	Three Axle Count Amount (in Rs.)	FASTag Debit Adjustment/ Chargeback Received from Bank (Net) Note-5
1	2	3	4	5	8	9	10	11	12	13	
Single Journey	6780	329905	1154	194063	811	69737	3096	1112461	0	0	-621
Monthly Pass Sales	0	0	0	0	0	0	0	0	0	0	0
Daily Pass Sales	3667	261907	506	125839	627	79223	767	408239	0	0	0
Local Pass Sales	0	0	0	0	0	0	0	0	0	0	0
Return Pass Sales	0	0	0	0	0	0	0	0	0	0	0
Double User Fee (FASTag Lane Violation) (Note-6)	445	42018	7	2146	8	1328	11	7102	0	0	0
1.25 times User Fee via UPI (FASTag Lane Violation) (Note-9)	285	16803	18	4195	14	1453	9	3994	0	0	0

Traffic and Revenue Receivable (Annual Pass - Note 7)		
Transaction Type	Car/Jeep Count	Total Car/ Jeep Amount (in Rs.)
1	2	3
Annual Pass	829	43408

Total Non-Tollable Traffic Count Entry Details (Note-2)						
Transaction Type	Car/Jeep Count	Bus/Truck Count	LCV Count	MAV (Multi Axle Vehicle Count)	Three Axle Count	
1	2	3	5	6	7	
Reuse & Exit	4201	576	680	790	0	0
Exemption & Violation	5772	281	125	268	0	0



**Notes**

1. Fee for Fastag vehicles passing two toll plazas, is collected at two plazas in few cases and therefore section wise traffic details will not be available at one plaza for same.
2. All Non-tollable traffic could not be recorded/reported due to unavailability of adequate Lanes & systems. Non-Tollable count includes Reuse of daily/return/monthly pass, exit trips, exemption and violations.
3. Reporting (FASTag/Cash/Card) - 12:00:00 AM to 11:59:59 PM.
4. Fastag Collection is net of Acquiring Bank Charges
5. FASTag Debit Adjustment/Chargeback Received from Bank (Net)
6. Double user fee (from cash vehicles entering dedicated Fastag lane) collected from vehicles are reported separately (count and revenue). These are included in vehicle category wise count and revenue.
7. Annual FASTag pass w.e.f. 15 August 2025 as per directions of MPEL vide letter no MPEL/DIC/2025/676 dated August 14, 2025.
8. Annual Pass Toll Revenue receivable (as given in the table above) is not included in the column 'Fee Collected'.
9. '1.25' times User Fee via UPI for vehicles without a valid FASTag w.e.f. 15 November 2025 as per directions of MPEL vide letter no MPEL/02/DIC/968 dated 10 November 2025.

**MONTHLY/DAILY FEE STATEMENT**

Project Highway: National Highway NH-48

Day/Month: 30-Nov-2025

Sr. No.	Name of Toll Plaza Location	Chainage
1	National Highway NH-48 (from Km. 20+400 to 131+200) Varsoli	60+050

Type of Vehicle	For corresponding day/month of previous year 30-Nov-2024		For preceding day/month 29-Nov-2025		For the day/month reported upon 30-Nov-2025		
	No. of Vehicles	Fee collected (in lakh Rs.)	No. of Vehicles	Fee collected (in lakh Rs.)	Fee per Vehicle (in Rs.)	No. of Vehicles	Fee collected (in lakh Rs.)
1	2	3	4	5	6	7	8
A-Car (Note-7)	10483	617701	11177	650632	Note-1	11805	683120
B-LCV	1327	129750	1460	151741		1079	110493
C-Bus	1498	284172	1685	326243		1355	260622
D-Truck	0	0	0	0		0	0
E-Three-axle vehicle	0	0	0	0		0	0
F-Multi-axle Truck	3276	1244717	3883	1531796		3007	1116508
G-Oversized vehicle	0	0	0	0		0	0
FASTag Debit Adjustment/ Chargeback Received from Bank (Net) (Note-5)	0	220	0	-621	Note-5	0	32146
<b>H- Total</b>	<b>16584</b>	<b>2276561</b>	<b>18205</b>	<b>2659791</b>		<b>17246</b>	<b>2202889</b>

**Day/Month wise Opening Balance of Toll Collection & Traffic**

Day	30										
Month	11										
Year	2025										
Toll Depositing Bank	State Bank Of India										
Bank Account No.	39177623786										
Transaction Type	Car/Jeep Count	Total Car/ Jeep Amount (in Rs.)	Bus/Truck Count	Total Bus / Truck Amount (in Rs.)	LCV Count	Total LCV Amount (in Rs.)	MAV (Multi Axle Vehicle Count)	Total MAV (Multi Axle Vehicle) Amount (in Rs.)	Three Axle Count	Three Axle Count Amount (in Rs.)	FASTag Debit Adjustment/ Chargeback Received from Bank (Net)
1	2	3	4	5	8	9	10	11	12	13	Note-5
Single Journey	6884	325725	982	163426	760	63779	2724	965788	0	0	32146
Monthly Pass Sales	2	1078	1	4941	3	7457	0	0	0	0	0
Daily Pass Sales	3797	267686	345	85572	293	36498	265	141041	0	0	0
Local Pass Sales	0	0	0	0	0	0	0	0	0	0	0
Return Pass Sales	0	0	0	0	0	0	0	0	0	0	0
Double User Fee (FASTag Lane Violation) (Note-6)	641	60254	9	2970	6	996	13	7460	0	0	0
1.25 times User Fee via UPI (FASTag Lane Violation) (Note-9)	481	28376	18	3713	17	1764	5	2219	0	0	0

Traffic and Revenue Receivable (Annual Pass - Note 7)		
Transaction Type	Car/Jeep Count	Total Car/ Jeep Amount (in Rs.)
1	2	3
Annual Pass	894	47888

Total Non-Tollable Traffic Count Entry Details (Note-2)					
Transaction Type	Car/Jeep Count	Bus/Truck Count	LCV Count	MAV (Multi Axle Vehicle Count)	Three Axle Count
1	2	3	5	6	7
Reuse & Exit	4200	378	314	272	0
Exemption & Violation	6810	208	135	217	0



**Notes**

1. Fee for Fastag vehicles passing two toll plazas, is collected at two plazas in few cases and therefore section wise traffic details will not be available at one plaza for same.
2. All Non-tollable traffic could not be recorded/reported due to unavailability of adequate Lanes & systems. Non-Tollable count includes Reuse of daily/return/monthly pass, exit trips, exemption and violations.
3. Reporting (FASTag/Cash/Card) - 12:00:00 AM to 11:59:59 PM.
4. Fastag Collection is net of Acquiring Bank Charges
5. FASTag Debit Adjustment/Chargeback Received from Bank (Net)
6. Double user fee (from cash vehicles entering dedicated Fastag lane) collected from vehicles are reported separately (count and revenue). These are included in vehicle category wise count and revenue.
7. Annual FASTag pass w.e.f. 15 August 2025 as per directions of MPEL vide letter no MPEL/DIC/2025/676 dated August 14, 2025.
8. Annual Pass Toll Revenue receivable (as given in the table above) is not included in the column 'Fee Collected'.
9. '1.25' times User Fee via UPI for vehicles without a valid FASTag w.e.f. 15 November 2025 as per directions of MPEL vide letter no MPEL/02/DIC/968 dated 10 November 2025.

**MONTHLY/DAILY FEE STATEMENT**

Project Highway: National Highway NH-48

Day/Month: 01-Nov-2025

Sr. No.	Name of Toll Plaza Location	Chainage
National Highway NH-48 (from Km. 20+400 to 131+200)		
1	Shedung	103+350

Type of Vehicle	For corresponding day/month of previous year 1-Nov-2024		For preceding day/month 31-Oct-2025		For the day/month reported upon 1-Nov-2025		
	No. of Vehicles	Fee collected (in lakh Rs.)	No. of Vehicles	Fee collected (in lakh Rs.)	Fee per Vehicle (in Rs.)	No. of Vehicles	Fee collected (in lakh Rs.)
1	2	3	4	5	6	7	8
A-Car (Note-7)	8057	514852	11091	640757	Note-1	15512	948893
B-LCV	382	46707	1224	126690		1248	126807
C-Bus	448	92465	1222	251808		1179	236566
D-Truck	0	0	0	0		0	0
E-Three-axle vehicle	0	0	0	0		0	0
F-Multi-axle Truck	487	191660	1807	733908		1744	707887
G-Oversized vehicle	0	0	0	0		0	0
FASTag Debit Adjustment/ Chargeback Received from Bank (Net) (Note-5)	0	0	0	607	Note-5	0	1050
<b>H- Total</b>	<b>9374</b>	<b>845684</b>	<b>15344</b>	<b>1753769</b>		<b>19683</b>	<b>2021203</b>

**Day/Month wise Opening Balance of Toll Collection & Traffic**

Day	1
Month	11
Year	2025
Toll Depositing Bank	State Bank Of India
Bank Account No.	39177623786

Transaction Type	Car/Jeep Count	Total Car/ Jeep Amount (in Rs.)	Bus/Truck Count	Total Bus / Truck Amount (in Rs.)	LCV Count	Total LCV Amount (in Rs.)	MAV (Multi Axle Vehicle Count)	Total MAV (Multi Axle Vehicle Amount (in Rs.))	Three Axle Count	Three Axle Count Amount (in Rs.)	FASTag Debit Adjustment/ Chargeback Received from Bank (Net) Note-5
1	2	3	4	5	8	9	10	11	12	13	
Single Journey	8915	386817	745	126529	814	69901	1333	486636	0	0	1050
Monthly Pass Sales	89	67770	0	0	1	2486	0	0	0	0	0
Daily Pass Sales	5035	355844	404	100138	421	52428	389	205631	0	0	0
Local Pass Sales	0	0	0	0	0	0	0	0	0	0	0
Return Pass Sales	0	0	0	0	0	0	0	0	0	0	0
Double User Fee (FASTag Lane Violation) (Note-6)	1473	138462	30	9900	12	1992	22	15620	0	0	0

Traffic and Revenue Receivable (Annual Pass - Note 7)		
Transaction Type	Car/Jeep Count	Total Car/ Jeep Amount (in Rs.)
1	2	3
Annual Pass	1089	59780

Total Non-Tollable Traffic Count Entry Details (Note-2)					
Transaction Type	Car/Jeep Count	Bus/Truck Count	LCV Count	MAV (Multi Axle Vehicle Count)	Three Axle Count
1	2	3	5	6	7
Reuse & Exit	5695	583	485	464	0
Exemption & Violation	5590	179	52	142	0

**Notes**

1. Fee for Fastag vehicles passing two toll plazas, is collected at two plazas in few cases and therefore section wise traffic details will not be available at one plaza for same.
2. All Non-tollable traffic could not be recorded/reported due to unavailability of adequate Lanes & systems. Non-Tollable count includes Reuse of daily/return/monthly pass, exit trips, exemption and violations.
3. Reporting (FASTag/Cash/Card) - 12:00:00 AM to 11:59:59 PM.
4. Fastag Collection is net of Acquiring Bank Charges
5. FASTag Debit Adjustment/Chargeback Received from Bank (Net)
6. Double user fee (from cash vehicles entering dedicated Fastag lane) collected from vehicles are reported separately (count and revenue). These are included in vehicle category wise count and revenue.
7. Annual FASTag pass w.e.f. 15 August 2025 as per directions of MPCL/DIC/2025/676 dated August 14, 2025.
8. Annual Pass Toll Revenue receivable (as given in the table above) is not included in the column 'Fee Collected'.



**MONTHLY/DAILY FEE STATEMENT**

Project Highway: National Highway NH-48

Day/Month: 02-Nov-2025

Sr. No.	Name of Toll Plaza Location	Chainage
National Highway NH-48 (from Km. 20+400 to 131+200)		
1	Shedung	103+350

Type of Vehicle	For corresponding day/month of previous year 2-Nov-2024		For preceding day/month 1-Nov-2025		For the day/month reported upon 2-Nov-2025		
	No. of Vehicles	Fee collected (in lakh Rs.)	No. of Vehicles	Fee collected (in lakh Rs.)	Fee per Vehicle (in Rs.)	No. of Vehicles	Fee collected (in lakh Rs.)
1	2	3	4	5	6	7	8
A-Car (Note-7)	13057	796165	15512	948893	Note-1	14999	877588
B-LCV	336	34255	1248	126807		729	69313
C-Bus	452	95242	1179	236566		816	163878
D-Truck	0	0	0	0		0	0
E-Three-axle vehicle	0	0	0	0		0	0
F-Multi-axle Truck	460	190295	1744	707887		1322	524419
G-Oversized vehicle	0	0	0	0		0	0
FASTag Debit Adjustment/Chargeback Received from Bank (Net) (Note-5)	0	924	0	1050	Note-5	0	0
<b>H- Total</b>	<b>14305</b>	<b>1116882</b>	<b>19683</b>	<b>2021203</b>		<b>17866</b>	<b>1635198</b>

**Day/Month wise Opening Balance of Toll Collection & Traffic**

Day	2
Month	11
Year	2025
Toll Depositing Bank	State Bank Of India
Bank Account No.	39177623786

Transaction Type	Car/Jeep Count	Total Car/ Jeep Amount (in Rs.)	Bus/Truck Count	Total Bus / Truck Amount (in Rs.)	LCV Count	Total LCV Amount (in Rs.)	MAV (Multi Axle Vehicle Count)	Total MAV (Multi Axle Vehicle) Amount (in Rs.)	Three Axle Count	Three Axle Count Amount (in Rs.)	FASTag Debit Adjustment/ Chargeback Received from Bank (Net)
1	2	3	4	5	8	9	10	11	12	13	Note-5
Single Journey	8531	375739	521	88581	552	46730	1070	389753	0	0	0
Monthly Pass Sales	21	11050	0	0	0	0	0	0	0	0	0
Daily Pass Sales	4939	348953	269	66717	167	20922	248	131826	0	0	0
Local Pass Sales	0	0	0	0	0	0	0	0	0	0	0
Return Pass Sales	0	0	0	0	0	0	0	0	0	0	0
Double User Fee (FASTag Lane Violation) (Note-6)	1508	141846	26	8580	10	1660	4	2840	0	0	0

Traffic and Revenue Receivable (Annual Pass - Note 7)		
Transaction Type	Car/Jeep Count	Total Car/ Jeep Amount (in Rs.)
1	2	3
Annual Pass	937	51256

Total Non-Tollable Traffic Count Entry Details (Note-2)					
Transaction Type	Car/Jeep Count	Bus/Truck Count	LCV Count	MAV (Multi Axle Vehicle Count)	Three Axle Count
1	2	3	5	6	7
Reuse & Exit	5438	428	235	368	0
Exemption & Violation	5441	137	20	42	0

**Notes**

1. Fee for Fastag vehicles passing two toll plazas, is collected at two plazas in few cases and therefore section wise traffic details will not be available at one plaza for same.
2. All Non-tollable traffic could not be recorded/reported due to unavailability of adequate Lanes & systems. Non-Tollable count includes Reuse of daily/return/monthly pass, exit trips, exemption and violations.
3. Reporting (FASTag/Cash/Card) - 12:00:00 AM to 11:59:59 PM.
4. Fastag Collection is net of Acquiring Bank Charges
5. FASTag Debit Adjustment/Chargeback Received from Bank (Net)
6. Double user fee (from cash vehicles entering dedicated Fastag lane) collected from vehicles are reported separately (count and revenue). These are included in vehicle category wise count and revenue.
7. Annual FASTag pass w.e.f. 15 August 2025 as per directions of MPCL vide letter no MPCL/DIC/2025/676 dated August 14, 2025.
8. Annual Pass Toll Revenue receivable (as given in the table above) is not included in the column 'Fee Collected'.



**MONTHLY/DAILY FEE STATEMENT**

Project Highway: National Highway NH-48

Day/Month: 03-Nov-2025

Sr. No.	Name of Toll Plaza Location	Chainage
National Highway NH-48 (from Km. 20+400 to 131+200)		
1	Shedung	103+350

Type of Vehicle	For corresponding day/month of previous year 3-Nov-2024		For preceding day/month 2-Nov-2025		For the day/month reported upon 3-Nov-2025		
	No. of Vehicles	Fee collected (in lakh Rs.)	No. of Vehicles	Fee collected (in lakh Rs.)	Fee per Vehicle (in Rs.)	No. of Vehicles	Fee collected (in lakh Rs.)
1	2	3	4	5	6	7	8
A-Car (Note-7)	13190	768817	14999	877588	Note-1	10375	597436
B-LCV	299	29659	729	69313		993	103723
C-Bus	417	86068	816	163878		1064	217791
D-Truck	0	0	0	0		0	0
E-Three-axle vehicle	0	0	0	0		0	0
F-Multi-axle Truck	502	206539	1322	524419		1568	631005
G-Oversized vehicle	0	0	0	0		0	0
FASTag Debit Adjustment/ Chargeback Received from Bank (Net) (Note-5)	0	0	0	0	Note-5	0	2227
<b>H- Total</b>	<b>14408</b>	<b>1091084</b>	<b>17866</b>	<b>1635198</b>		<b>14000</b>	<b>1552182</b>

**Day/Month wise Opening Balance of Toll Collection & Traffic**

Day	3
Month	11
Year	2025
Toll Depositing Bank	State Bank Of India
Bank Account No.	39177623786

Transaction Type	Car/Jeep Count	Total Car/ Jeep Amount (in Rs.)	Bus/Truck Count	Total Bus / Truck Amount (in Rs.)	LCV Count	Total LCV Amount (in Rs.)	MAV (Multi Axle Vehicle Count)	Total MAV (Multi Axle Vehicle Amount (in Rs.))	Three Axle Count	Three Axle Count Amount (in Rs.)	FASTag Debit Adjustment/ Chargeback Received from Bank (Net) Note-5
1	2	3	4	5	8	9	10	11	12	13	
Single Journey	5768	237465	616	104244	628	54050	1236	452023	0	0	2227
Monthly Pass Sales	29	16081	0	0	2	3743	0	0	0	0	0
Daily Pass Sales	3716	262862	415	102656	348	43440	315	166911	0	0	0
Local Pass Sales	0	0	0	0	0	0	0	0	0	0	0
Return Pass Sales	0	0	0	0	0	0	0	0	0	0	0
Double User Fee (FASTag Lane Violation) (Note-6)	862	81028	33	10890	15	2490	17	12070	0	0	0

Traffic and Revenue Receivable (Annual Pass - Note 7)		
Transaction Type	Car/Jeep Count	Total Car/ Jeep Amount (in Rs.)
1	2	3
Annual Pass	897	49654

Total Non-Tollable Traffic Count Entry Details (Note-2)					
Transaction Type	Car/Jeep Count	Bus/Truck Count	LCV Count	MAV (Multi Axle Vehicle Count)	Three Axle Count
1	2	3	5	6	7
Reuse & Exit	4463	620	432	374	0
Exemption & Violation	5466	187	49	146	0

- Notes**
1. Fee for Fastag vehicles passing two toll plazas, is collected at two plazas in few cases and therefore section wise traffic details will not be available at one plaza for same.
  2. All Non-tollable traffic could not be recorded/reported due to unavailability of adequate Lanes & systems. Non-Tollable count includes Reuse of daily/return/monthly pass, exit trips, exemption and violations.
  3. Reporting (FASTag/Cash/Card) - 12:00:00 AM to 11:59:59 PM.
  4. Fastag Collection is net of Acquiring Bank Charges
  5. FASTag Debit Adjustment/Chargeback Received from Bank (Net)
  6. Double user fee (from cash vehicles entering dedicated Fastag lane) collected from vehicles are reported separately (count and revenue). These are included in vehicle category wise count and revenue.
  7. Annual FASTag pass w.e.f. 15 August 2025 as per directions of MPCL/DIC/2025/676 dated August 14, 2025.
  8. Annual Pass Toll Revenue receivable (as given in the table above) is not included in the column 'Fee Collected'.



**MONTHLY/DAILY FEE STATEMENT**

Project Highway: National Highway NH-48

Day/Month: 04-Nov-2025

Sr. No.	Name of Toll Plaza Location	Chainage
National Highway NH-48 (from Km. 20+400 to 131+200)		
1	Shedung	103+350

Type of Vehicle	For corresponding day/month of previous year 4-Nov-2024		For preceding day/month 3-Nov-2025		For the day/month reported upon 4-Nov-2025		
	No. of Vehicles	Fee collected (in lakh Rs.)	No. of Vehicles	Fee collected (in lakh Rs.)	Fee per Vehicle (in Rs.)	No. of Vehicles	Fee collected (in lakh Rs.)
1	2	3	4	5	6	7	8
A-Car (Note-7)	11591	705254	10375	597436	Note-1	10318	601165
B-LCV	692	76816	993	103723		1104	114675
C-Bus	828	168752	1064	217791		1158	237172
D-Truck	0	0	0	0		0	0
E-Three-axle vehicle	0	0	0	0		0	0
F-Multi-axle Truck	1103	439529	1568	631005		1673	676262
G-Oversized vehicle	0	0	0	0		0	0
FASTag Debit Adjustment/ Chargeback Received from Bank (Net) (Note-5)	0	900	0	2227		Note-5	0
<b>H- Total</b>	<b>14214</b>	<b>1391252</b>	<b>14000</b>	<b>1552182</b>		<b>14253</b>	<b>1629867</b>

**Day/Month wise Opening Balance of Toll Collection & Traffic**

Day	4
Month	11
Year	2025
Toll Depositing Bank	State Bank Of India
Bank Account No.	39177623786

Transaction Type	Car/Jeep Count	Total Car/ Jeep Amount (in Rs.)	Bus/Truck Count	Total Bus / Truck Amount (in Rs.)	LCV Count	Total LCV Amount (in Rs.)	MAV (Multi Axle Vehicle Count)	Total MAV (Multi Axle Vehicle) Amount (in Rs.)	Three Axle Count	Three Axle Count Amount (in Rs.)	FASTag Debit Adjustment/ Chargeback Received from Bank (Net) Note-5
1	2	3	4	5	8	9	10	11	12	13	
Single Journey	5480	226036	675	114015	693	59182	1277	464412	0	0	593
Monthly Pass Sales	20	11380	0	0	2	3743	0	0	0	0	0
Daily Pass Sales	3856	273321	442	109627	394	49260	381	201201	0	0	0
Local Pass Sales	0	0	0	0	0	0	0	0	0	0	0
Return Pass Sales	0	0	0	0	0	0	0	0	0	0	0
Double User Fee (FASTag Lane Violation) (Note-6)	962	90428	41	13530	15	2490	15	10650	0	0	0

Traffic and Revenue Receivable (Annual Pass - Note 7)		
Transaction Type	Car/Jeep Count	Total Car/ Jeep Amount (in Rs.)
1	2	3
Annual Pass	917	50512

Total Non-Tollable Traffic Count Entry Details (Note-2)					
Transaction Type	Car/Jeep Count	Bus/Truck Count	LCV Count	MAV (Multi Axle Vehicle Count)	Three Axle Count
1	2	3	5	6	7
Reuse & Exit	4643	660	480	505	0
Exemption & Violation	5288	199	43	123	0

**Notes**

1. Fee for Fastag vehicles passing two toll plazas, is collected at two plazas in few cases and therefore section wise traffic details will not be available at one plaza for same.
2. All Non-tollable traffic could not be recorded/reported due to unavailability of adequate Lanes & systems. Non-Tollable count includes Reuse of daily/return/monthly pass, exit trips, exemption and violations.
3. Reporting (FASTag/Cash/Card) - 12:00:00 AM to 11:59:59 PM.
4. Fastag Collection is net of Acquiring Bank Charges
5. FASTag Debit Adjustment/Chargeback Received from Bank (Net)
6. Double user fee (from cash vehicles entering dedicated Fastag lane) collected from vehicles are reported separately (count and revenue). These are included in vehicle category wise count and revenue.
7. Annual FASTag pass w.e.f. 15 August 2025 as per directions of MPCL vide letter no MPCL/DIC/2025/676 dated August 14, 2025.
8. Annual Pass Toll Revenue receivable (as given in the table above) is not included in the column 'Fee Collected'.



**MONTHLY/DAILY FEE STATEMENT**

Project Highway: National Highway NH-48

Day/Month: 05-Nov-2025

Sr. No.	Name of Toll Plaza Location	Chainage
National Highway NH-48 (from Km. 20+400 to 131+200)		
1	Shedung	103+350

Type of Vehicle	For corresponding day/month of previous year 5-Nov-2024		For preceding day/month 4-Nov-2025		For the day/month reported upon 5-Nov-2025		
	No. of Vehicles	Fee collected (in lakh Rs.)	No. of Vehicles	Fee collected (in lakh Rs.)	Fee per Vehicle (in Rs.)	No. of Vehicles	Fee collected (in lakh Rs.)
1	2	3	4	5	6	7	8
A-Car (Note-7)	10672	641417	10318	601165	Note-1	11631	683610
B-LCV	989	98971	1104	114675		1081	111244
C-Bus	1031	212378	1158	237172		1162	245422
D-Truck	0	0	0	0		0	0
E-Three-axle vehicle	0	0	0	0		0	0
F-Multi-axle Truck	1354	543811	1673	676262		1742	700848
G-Oversized vehicle	0	0	0	0		0	0
FASTag Debit Adjustment/ Chargeback Received from Bank (Net) (Note-5)	0	0	0	593	Note-5	0	-99
<b>H- Total</b>	<b>14046</b>	<b>1496577</b>	<b>14253</b>	<b>1629867</b>		<b>15616</b>	<b>1741026</b>

**Day/Month wise Opening Balance of Toll Collection & Traffic**

Day	5
Month	11
Year	2025
Toll Depositing Bank	State Bank Of India
Bank Account No.	39177623786

Transaction Type	Car/Jeep Count	Total Car/ Jeep Amount (in Rs.)	Bus/Truck Count	Total Bus / Truck Amount (in Rs.)	LCV Count	Total LCV Amount (in Rs.)	MAV (Multi Axle Vehicle Count)	Total MAV (Multi Axle Vehicle) Amount (in Rs.)	Three Axle Count	Three Axle Count Amount (in Rs.)	FASTag Debit Adjustment/ Chargeback Received from Bank (Net)
1	2	3	4	5	8	9	10	11	12	13	Note-5
Single Journey	5882	247069	690	116382	677	57398	1369	499274	0	0	-99
Monthly Pass Sales	3	2126	2	9882	1	2486	0	0	0	0	0
Daily Pass Sales	4561	323025	435	107608	381	47709	355	188795	0	0	0
Local Pass Sales	0	0	0	0	0	0	0	0	0	0	0
Return Pass Sales	0	0	0	0	0	0	0	0	0	0	0
Double User Fee (FASTag Lane Violation) (Note-6)	1185	111390	35	11550	22	3652	18	12780	0	0	0

Traffic and Revenue Receivable (Annual Pass - Note 7)		
Transaction Type	Car/Jeep Count	Total Car/ Jeep Amount (in Rs.)
1	2	3
Annual Pass	930	51199

Total Non-Tollable Traffic Count Entry Details (Note-2)					
Transaction Type	Car/Jeep Count	Bus/Truck Count	LCV Count	MAV (Multi Axle Vehicle Count)	Three Axle Count
1	2	3	5	6	7
Reuse & Exit	5305	639	464	436	0
Exemption & Violation	5762	184	52	126	0

**Notes**

1. Fee for Fastag vehicles passing two toll plazas, is collected at two plazas in few cases and therefore section wise traffic details will not be available at one plaza for same.
2. All Non-tollable traffic could not be recorded/reported due to unavailability of adequate Lanes & systems. Non-Tollable count includes Reuse of daily/return/monthly pass, exit trips, exemption and violations.
3. Reporting (FASTag/Cash/Card) - 12:00:00 AM to 11:59:59 PM.
4. Fastag Collection is net of Acquiring Bank Charges
5. FASTag Debit Adjustment/Chargeback Received from Bank (Net)
6. Double user fee (from cash vehicles entering dedicated Fastag lane) collected from vehicles are reported separately (count and revenue). These are included in vehicle category wise count and revenue.
7. Annual FASTag pass w.e.f. 15 August 2025 as per directions of MPEL vide letter no MPEL/DIC/2025/676 dated August 14, 2025.
8. Annual Pass Toll Revenue receivable (as given in the table above) is not included in the column 'Fee Collected'.



**MONTHLY/DAILY FEE STATEMENT**

Project Highway: National Highway NH-48

Day/Month: 06-Nov-2025

Sr. No.	Name of Toll Plaza Location	Chainage
National Highway NH-48 (from Km. 20+400 to 131+200)		
1	Shedung	103+350

Type of Vehicle	For corresponding day/month of previous year 6-Nov-2024		For preceding day/month 5-Nov-2025		For the day/month reported upon 6-Nov-2025		
	No. of Vehicles	Fee collected (in lakh Rs.)	No. of Vehicles	Fee collected (in lakh Rs.)	Fee per Vehicle (in Rs.)	No. of Vehicles	Fee collected (in lakh Rs.)
1	2	3	4	5	6	7	8
A-Car (Note-7)	10396	614238	11631	683610	Note-1	10418	602365
B-LCV	991	108032	1081	111244		1152	115553
C-Bus	1079	221057	1162	245422		1237	254999
D-Truck	0	0	0	0		0	0
E-Three-axle vehicle	0	0	0	0		0	0
F-Multi-axle Truck	1521	613701	1742	700848		1808	726119
G-Oversized vehicle	0	0	0	0		0	0
FASTag Debit Adjustment/ Chargeback Received from Bank (Net) (Note-5)	0	-2274	0	-99	Note-5	0	1629
<b>H- Total</b>	<b>13987</b>	<b>1554754</b>	<b>15616</b>	<b>1741026</b>		<b>14615</b>	<b>1700664</b>

**Day/Month wise Opening Balance of Toll Collection & Traffic**

Day	6
Month	11
Year	2025
Toll Depositing Bank	State Bank Of India
Bank Account No.	39177623786

Transaction Type	Car/Jeep Count	Total Car/ Jeep Amount (in Rs.)	Bus/Truck Count	Total Bus / Truck Amount (in Rs.)	LCV Count	Total LCV Amount (in Rs.)	MAV (Multi Axle Vehicle Count)	Total MAV (Multi Axle Vehicle Amount (in Rs.)	Three Axle Count	Three Axle Count Amount (in Rs.)	FASTag Debit Adjustment/ Chargeback Received from Bank (Net) Note-5
1	2	3	4	5	8	9	10	11	12	13	
Single Journey	5424	224381	699	119007	725	61650	1415	513199	0	0	1629
Monthly Pass Sales	5	1797	0	0	0	0	0	0	0	0	0
Daily Pass Sales	4027	285759	503	124442	412	51413	371	197300	0	0	0
Local Pass Sales	0	0	0	0	0	0	0	0	0	0	0
Return Pass Sales	0	0	0	0	0	0	0	0	0	0	0
Double User Fee (FASTag Lane Violation) (Note-6)	962	90428	35	11550	15	2490	22	15620	0	0	0

Traffic and Revenue Receivable (Annual Pass - Note 7)		
Transaction Type	Car/Jeep Count	Total Car/ Jeep Amount (in Rs.)
1	2	3
Annual Pass	852	47023

Total Non-Tollable Traffic Count Entry Details (Note-2)					
Transaction Type	Car/Jeep Count	Bus/Truck Count	LCV Count	MAV (Multi Axle Vehicle Count)	Three Axle Count
1	2	3	5	6	7
Reuse & Exit	4837	731	510	436	0
Exemption & Violation	5274	222	38	98	0

**Notes**

1. Fee for Fastag vehicles passing two toll plazas, is collected at two plazas in few cases and therefore section wise traffic details will not be available at one plaza for same.
2. All Non-tollable traffic could not be recorded/reported due to unavailability of adequate Lanes & systems. Non-Tollable count includes Reuse of daily/return/monthly pass, exit trips, exemption and violations.
3. Reporting (FASTag/Cash/Card) - 12:00:00 AM to 11:59:59 PM.
4. Fastag Collection is net of Acquiring Bank Charges
5. FASTag Debit Adjustment/Chargeback Received from Bank (Net)
6. Double user fee (from cash vehicles entering dedicated Fastag lane) collected from vehicles are reported separately (count and revenue). These are included in vehicle category wise count and revenue.
7. Annual FASTag pass w.e.f. 15 August 2025 as per directions of MPCL vide letter no MPCL/DIC/2025/676 dated August 14, 2025.
8. Annual Pass Toll Revenue receivable (as given in the table above) is not included in the column 'Fee Collected'.



**MONTHLY/DAILY FEE STATEMENT**

Project Highway: National Highway NH-48

Day/Month: 07-Nov-2025

Sr. No.	Name of Toll Plaza Location	Chainage
National Highway NH-48 (from Km. 20+400 to 131+200)		
1	Shedung	103+350

Type of Vehicle	For corresponding day/month of previous year 7-Nov-2024		For preceding day/month 6-Nov-2025		For the day/month reported upon 7-Nov-2025		
	No. of Vehicles	Fee collected (in lakh Rs.)	No. of Vehicles	Fee collected (in lakh Rs.)	Fee per Vehicle (in Rs.)	No. of Vehicles	Fee collected (in lakh Rs.)
1	2	3	4	5	6	7	8
A-Car (Note-7)	10284	599701	10418	602365	Note-1	12227	690119
B-LCV	1116	112408	1152	115553		1201	119238
C-Bus	1196	246750	1237	254999		1236	254643
D-Truck	0	0	0	0		0	0
E-Three-axle vehicle	0	0	0	0		0	0
F-Multi-axle Truck	1495	605317	1808	726119		1732	698955
G-Oversized vehicle	0	0	0	0		0	0
FASTag Debit Adjustment/ Chargeback Received from Bank (Net) (Note-5)	0	1205	0	1629		Note-5	0
<b>H- Total</b>	<b>14091</b>	<b>1565381</b>	<b>14615</b>	<b>1700664</b>		<b>16396</b>	<b>1764913</b>

**Day/Month wise Opening Balance of Toll Collection & Traffic**

Day	7
Month	11
Year	2025
Toll Depositing Bank	State Bank Of India
Bank Account No.	39177623786

Transaction Type	Car/Jeep Count	Total Car/ Jeep Amount (in Rs.)	Bus/Truck Count	Total Bus / Truck Amount (in Rs.)	LCV Count	Total LCV Amount (in Rs.)	MAV (Multi Axle Vehicle Count)	Total MAV (Multi Axle Vehicle) Amount (in Rs.)	Three Axle Count	Three Axle Count Amount (in Rs.)	FASTag Debit Adjustment/ Chargeback Received from Bank (Net) Note-5
1	2	3	4	5	8	9	10	11	12	13	
Single Journey	7033	296239	713	120551	792	67363	1347	490823	0	0	1959
Monthly Pass Sales	4	2486	0	0	0	0	0	0	0	0	0
Daily Pass Sales	4165	295044	466	115282	393	49219	365	193932	0	0	0
Local Pass Sales	0	0	0	0	0	0	0	0	0	0	0
Return Pass Sales	0	0	0	0	0	0	0	0	0	0	0
Double User Fee (FASTag Lane Violation) (Note-6)	1025	96350	57	18810	16	2656	20	14200	0	0	0

Traffic and Revenue Receivable (Annual Pass - Note 7)		
Transaction Type	Car/Jeep Count	Total Car/ Jeep Amount (in Rs.)
1	2	3
Annual Pass	1012	55718

Total Non-Tollable Traffic Count Entry Details (Note-2)					
Transaction Type	Car/Jeep Count	Bus/Truck Count	LCV Count	MAV (Multi Axle Vehicle Count)	Three Axle Count
1	2	3	5	6	7
Reuse & Exit	4964	690	489	453	0
Exemption & Violation	5892	202	42	122	0

- Notes**
1. Fee for Fastag vehicles passing two toll plazas, is collected at two plazas in few cases and therefore section wise traffic details will not be available at one plaza for same.
  2. All Non-tollable traffic could not be recorded/reported due to unavailability of adequate Lanes & systems. Non-Tollable count includes Reuse of daily/return/monthly pass, exit trips, exemption and violations.
  3. Reporting (FASTag/Cash/Card) - 12:00:00 AM to 11:59:59 PM.
  4. Fastag Collection is net of Acquiring Bank Charges
  5. FASTag Debit Adjustment/Chargeback Received from Bank (Net)
  6. Double user fee (from cash vehicles entering dedicated Fastag lane) collected from vehicles are reported separately (count and revenue). These are included in vehicle category wise count and revenue.
  7. Annual FASTag pass w.e.f. 15 August 2025 as per directions of MPEL vide letter no MPEL/DIC/2025/676 dated August 14, 2025.
  8. Annual Pass Toll Revenue receivable (as given in the table above) is not included in the column 'Fee Collected'.



**MONTHLY/DAILY FEE STATEMENT**

Project Highway: National Highway NH-48

Day/Month: 08-Nov-2025

Sr. No.	Name of Toll Plaza Location	Chainage
National Highway NH-48 (from Km. 20+400 to 131+200)		
1	Shedung	103+350

Type of Vehicle	For corresponding day/month of previous year 8-Nov-2024		For preceding day/month 7-Nov-2025		For the day/month reported upon 8-Nov-2025		
	No. of Vehicles	Fee collected (in lakh Rs.)	No. of Vehicles	Fee collected (in lakh Rs.)	Fee per Vehicle (in Rs.)	No. of Vehicles	Fee collected (in lakh Rs.)
1	2	3	4	5	6	7	8
A-Car (Note-7)	10994	634536	12227	690119	Note-1	15949	910069
B-LCV	1061	106168	1201	119238		1178	117069
C-Bus	1265	257707	1236	254643		1231	249343
D-Truck	0	0	0	0		0	0
E-Three-axle vehicle	0	0	0	0		0	0
F-Multi-axle Truck	1620	658925	1732	698955		1804	728462
G-Oversized vehicle	0	0	0	0		0	0
FASTag Debit Adjustment/ Chargeback Received from Bank (Net) (Note-5)	0	877	0	1959	Note-5	0	827
<b>H- Total</b>	<b>14940</b>	<b>1658213</b>	<b>16396</b>	<b>1764913</b>		<b>20162</b>	<b>2005769</b>

**Day/Month wise Opening Balance of Toll Collection & Traffic**

Day	8
Month	11
Year	2025
Toll Depositing Bank	State Bank Of India
Bank Account No.	39177623786

Transaction Type	Car/Jeep Count	Total Car/ Jeep Amount (in Rs.)	Bus/Truck Count	Total Bus / Truck Amount (in Rs.)	LCV Count	Total LCV Amount (in Rs.)	MAV (Multi Axle Vehicle Count)	Total MAV (Multi Axle Vehicle) Amount (in Rs.)	Three Axle Count	Three Axle Count Amount (in Rs.)	FASTag Debit Adjustment/ Chargeback Received from Bank (Net) Note-5
1	2	3	4	5	8	9	10	11	12	13	
Single Journey	9260	403393	746	126142	760	64117	1402	510493	0	0	827
Monthly Pass Sales	2	1078	0	0	0	0	0	0	0	0	0
Daily Pass Sales	5293	374562	447	110660	401	50130	378	200929	0	0	0
Local Pass Sales	0	0	0	0	0	0	0	0	0	0	0
Return Pass Sales	0	0	0	0	0	0	0	0	0	0	0
Double User Fee (FASTag Lane Violation) (Note-6)	1394	131036	38	12540	17	2822	24	17040	0	0	0

Traffic and Revenue Receivable (Annual Pass - Note 7)		
Transaction Type	Car/Jeep Count	Total Car/ Jeep Amount (in Rs.)
1	2	3
Annual Pass	1040	56977

Total Non-Tollable Traffic Count Entry Details (Note-2)					
Transaction Type	Car/Jeep Count	Bus/Truck Count	LCV Count	MAV (Multi Axle Vehicle Count)	Three Axle Count
1	2	3	5	6	7
Reuse & Exit	6053	630	475	441	0
Exemption & Violation	6110	195	53	115	0

**Notes**

1. Fee for Fastag vehicles passing two toll plazas, is collected at two plazas in few cases and therefore section wise traffic details will not be available at one plaza for same.
2. All Non-tollable traffic could not be recorded/reported due to unavailability of adequate Lanes & systems. Non-Tollable count includes Reuse of daily/return/monthly pass, exit trips, exemption and violations.
3. Reporting (FASTag/Cash/Card) - 12:00:00 AM to 11:59:59 PM.
4. Fastag Collection is net of Acquiring Bank Charges
5. FASTag Debit Adjustment/Chargeback Received from Bank (Net)
6. Double user fee (from cash vehicles entering dedicated Fastag lane) collected from vehicles are reported separately (count and revenue). These are included in vehicle category wise count and revenue.
7. Annual FASTag pass w.e.f. 15 August 2025 as per directions of MPCL vide letter no MPCL/DIC/2025/676 dated August 14, 2025.
8. Annual Pass Toll Revenue receivable (as given in the table above) is not included in the column 'Fee Collected'.



**MONTHLY/DAILY FEE STATEMENT**

Project Highway: National Highway NH-48

Day/Month: 09-Nov-2025

Sr. No.	Name of Toll Plaza Location	Chainage
National Highway NH-48 (from Km. 20+400 to 131+200)		
1	Shedung	103+350

Type of Vehicle	For corresponding day/month of previous year 9-Nov-2024		For preceding day/month 8-Nov-2025		For the day/month reported upon 9-Nov-2025		
	No. of Vehicles	Fee collected (in lakh Rs.)	No. of Vehicles	Fee collected (in lakh Rs.)	Fee per Vehicle (in Rs.)	No. of Vehicles	Fee collected (in lakh Rs.)
1	2	3	4	5	6	7	8
A-Car (Note-7)	14578	853053	15949	910069	Note-1	15935	923810
B-LCV	1087	108096	1178	117069		645	62175
C-Bus	1169	233230	1231	249343		849	171553
D-Truck	0	0	0	0		0	0
E-Three-axle vehicle	0	0	0	0		0	0
F-Multi-axle Truck	1715	697828	1804	728462		1408	557493
G-Oversized vehicle	0	0	0	0		0	0
FASTag Debit Adjustment/ Chargeback Received from Bank (Net) (Note-5)	0	381	0	827	Note-5	0	0
<b>H- Total</b>	<b>18549</b>	<b>1892588</b>	<b>20162</b>	<b>2005769</b>		<b>18837</b>	<b>1715031</b>

**Day/Month wise Opening Balance of Toll Collection & Traffic**

Day	9
Month	11
Year	2025
Toll Depositing Bank	State Bank Of India
Bank Account No.	39177623786

Transaction Type	Car/Jeep Count	Total Car/ Jeep Amount (in Rs.)	Bus/Truck Count	Total Bus / Truck Amount (in Rs.)	LCV Count	Total LCV Amount (in Rs.)	MAV (Multi Axle Vehicle Count)	Total MAV (Multi Axle Vehicle) Amount (in Rs.)	Three Axle Count	Three Axle Count Amount (in Rs.)	FASTag Debit Adjustment/ Chargeback Received from Bank (Net)
1	2	3	4	5	8	9	10	11	12	13	Note-5
Single Journey	9009	397496	538	91717	465	39365	1142	414314	0	0	0
Monthly Pass Sales	0	0	0	0	0	0	0	0	0	0	0
Daily Pass Sales	5369	379956	277	68616	170	21150	257	136788	0	0	0
Local Pass Sales	0	0	0	0	0	0	0	0	0	0	0
Return Pass Sales	0	0	0	0	0	0	0	0	0	0	0
Double User Fee (FASTag Lane Violation) (Note-6)	1557	146358	34	11220	10	1660	9	6390	0	0	0

Traffic and Revenue Receivable (Annual Pass - Note 7)		
Transaction Type	Car/Jeep Count	Total Car/ Jeep Amount (in Rs.)
1	2	3
Annual Pass	936	51599

Total Non-Tollable Traffic Count Entry Details (Note-2)					
Transaction Type	Car/Jeep Count	Bus/Truck Count	LCV Count	MAV (Multi Axle Vehicle Count)	Three Axle Count
1	2	3	5	6	7
Reuse & Exit	5922	457	217	328	0
Exemption & Violation	6138	147	42	41	0

**Notes**

1. Fee for Fastag vehicles passing two toll plazas, is collected at two plazas in few cases and therefore section wise traffic details will not be available at one plaza for same.
2. All Non-tollable traffic could not be recorded/reported due to unavailability of adequate Lanes & systems. Non-Tollable count includes Reuse of daily/return/monthly pass, exit trips, exemption and violations.
3. Reporting (FASTag/Cash/Card) - 12:00:00 AM to 11:59:59 PM.
4. Fastag Collection is net of Acquiring Bank Charges
5. FASTag Debit Adjustment/Chargeback Received from Bank (Net)
6. Double user fee (from cash vehicles entering dedicated Fastag lane) collected from vehicles are reported separately (count and revenue). These are included in vehicle category wise count and revenue.
7. Annual FASTag pass w.e.f. 15 August 2025 as per directions of MPCL vide letter no MPCL/DIC/2025/676 dated August 14, 2025.
8. Annual Pass Toll Revenue receivable (as given in the table above) is not included in the column 'Fee Collected'.



**MONTHLY/DAILY FEE STATEMENT**

Project Highway: National Highway NH-48

Day/Month: 10-Nov-2025

Sr. No.	Name of Toll Plaza Location	Chainage
National Highway NH-48 (from Km. 20+400 to 131+200)		
1	Shedung	103+350

Type of Vehicle	For corresponding day/month of previous year 10-Nov-2024		For preceding day/month 9-Nov-2025		For the day/month reported upon 10-Nov-2025		
	No. of Vehicles	Fee collected (in lakh Rs.)	No. of Vehicles	Fee collected (in lakh Rs.)	Fee per Vehicle (in Rs.)	No. of Vehicles	Fee collected (in lakh Rs.)
1	2	3	4	5	6	7	8
A-Car (Note-7)	15024	876896	15935	923810	Note-1	11105	632152
B-LCV	699	67641	645	62175		962	96882
C-Bus	835	165851	849	171553		1107	229121
D-Truck	0	0	0	0		0	0
E-Three-axle vehicle	0	0	0	0		0	0
F-Multi-axle Truck	1265	507147	1408	557493		1565	625291
G-Oversized vehicle	0	0	0	0		0	0
FASTag Debit Adjustment/ Chargeback Received from Bank (Net) (Note-5)	0	0	0	0	Note-5	0	798
<b>H- Total</b>	<b>17823</b>	<b>1617535</b>	<b>18837</b>	<b>1715031</b>		<b>14739</b>	<b>1584243</b>

**Day/Month wise Opening Balance of Toll Collection & Traffic**

Day	10
Month	11
Year	2025
Toll Depositing Bank	State Bank Of India
Bank Account No.	39177623786

Transaction Type	Car/Jeep Count	Total Car/ Jeep Amount (in Rs.)	Bus/Truck Count	Total Bus / Truck Amount (in Rs.)	LCV Count	Total LCV Amount (in Rs.)	MAV (Multi Axle Vehicle Count)	Total MAV (Multi Axle Vehicle) Amount (in Rs.)	Three Axle Count	Three Axle Count Amount (in Rs.)	FASTag Debit Adjustment/ Chargeback Received from Bank (Net) Note-5
1	2	3	4	5	8	9	10	11	12	13	
Single Journey	6146	255132	627	106541	609	52009	1253	458639	0	0	798
Monthly Pass Sales	4	2486	0	0	0	0	0	0	0	0	0
Daily Pass Sales	3917	276962	435	107730	333	41553	306	162392	0	0	0
Local Pass Sales	0	0	0	0	0	0	0	0	0	0	0
Return Pass Sales	0	0	0	0	0	0	0	0	0	0	0
Double User Fee (FASTag Lane Violation) (Note-6)	1038	97572	45	14850	20	3320	6	4260	0	0	0

Traffic and Revenue Receivable (Annual Pass - Note 7)		
Transaction Type	Car/Jeep Count	Total Car/ Jeep Amount (in Rs.)
1	2	3
Annual Pass	969	53373

Total Non-Tollable Traffic Count Entry Details (Note-2)					
Transaction Type	Car/Jeep Count	Bus/Truck Count	LCV Count	MAV (Multi Axle Vehicle Count)	Three Axle Count
1	2	3	5	6	7
Reuse & Exit	4783	643	424	430	0
Exemption & Violation	5623	194	57	84	0

- Notes**
1. Fee for Fastag vehicles passing two toll plazas, is collected at two plazas in few cases and therefore section wise traffic details will not be available at one plaza for same.
  2. All Non-tollable traffic could not be recorded/reported due to unavailability of adequate Lanes & systems. Non-Tollable count includes Reuse of daily/return/monthly pass, exit trips, exemption and violations.
  3. Reporting (FASTag/Cash/Card) - 12:00:00 AM to 11:59:59 PM.
  4. Fastag Collection is net of Acquiring Bank Charges
  5. FASTag Debit Adjustment/Chargeback Received from Bank (Net)
  6. Double user fee (from cash vehicles entering dedicated Fastag lane) collected from vehicles are reported separately (count and revenue). These are included in vehicle category wise count and revenue.
  7. Annual FASTag pass w.e.f. 15 August 2025 as per directions of MPCL vide letter no MPCL/DIC/2025/676 dated August 14, 2025.
  8. Annual Pass Toll Revenue receivable (as given in the table above) is not included in the column 'Fee Collected'.



**MONTHLY/DAILY FEE STATEMENT**

Project Highway: National Highway NH-48

Day/Month: 11-Nov-2025

Sr. No.	Name of Toll Plaza Location	Chainage
National Highway NH-48 (from Km. 20+400 to 131+200)		
1	Shedung	103+350

Type of Vehicle	For corresponding day/month of previous year 11-Nov-2024		For preceding day/month 10-Nov-2025		For the day/month reported upon 11-Nov-2025		
	No. of Vehicles	Fee collected (in lakh Rs.)	No. of Vehicles	Fee collected (in lakh Rs.)	Fee per Vehicle (in Rs.)	No. of Vehicles	Fee collected (in lakh Rs.)
1	2	3	4	5	6	7	8
A-Car (Note-7)	9563	551273	11105	632152	Note-1	10511	602405
B-LCV	884	89613	962	96882		1114	109535
C-Bus	1101	227134	1107	229121		1235	254085
D-Truck	0	0	0	0		0	0
E-Three-axle vehicle	0	0	0	0		0	0
F-Multi-axle Truck	1482	594277	1565	625291		1755	714328
G-Oversized vehicle	0	0	0	0		0	0
FASTag Debit Adjustment/ Chargeback Received from Bank (Net) (Note-5)	0	1805	0	798	Note-5	0	1173
<b>H- Total</b>	<b>13030</b>	<b>1464102</b>	<b>14739</b>	<b>1584243</b>		<b>14615</b>	<b>1681526</b>

**Day/Month wise Opening Balance of Toll Collection & Traffic**

Day	11
Month	11
Year	2025
Toll Depositing Bank	State Bank Of India
Bank Account No.	39177623786

Transaction Type	Car/Jeep Count	Total Car/ Jeep Amount (in Rs.)	Bus/Truck Count	Total Bus / Truck Amount (in Rs.)	LCV Count	Total LCV Amount (in Rs.)	MAV (Multi Axle Vehicle Count)	Total MAV (Multi Axle Vehicle) Amount (in Rs.)	Three Axle Count	Three Axle Count Amount (in Rs.)	FASTag Debit Adjustment/ Chargeback Received from Bank (Net)
1	2	3	4	5	8	9	10	11	12	13	Note-5
Single Journey	5508	225037	705	119827	740	62319	1314	476515	0	0	1173
Monthly Pass Sales	2	719	0	0	0	0	0	0	0	0	0
Daily Pass Sales	4020	284436	492	121719	359	44726	421	223613	0	0	0
Local Pass Sales	0	0	0	0	0	0	0	0	0	0	0
Return Pass Sales	0	0	0	0	0	0	0	0	0	0	0
Double User Fee (FASTag Lane Violation) (Note-6)	981	92214	38	12540	15	2490	20	14200	0	0	0

Traffic and Revenue Receivable (Annual Pass - Note 7)		
Transaction Type	Car/Jeep Count	Total Car/ Jeep Amount (in Rs.)
1	2	3
Annual Pass	938	51256

Total Non-Tollable Traffic Count Entry Details (Note-2)					
Transaction Type	Car/Jeep Count	Bus/Truck Count	LCV Count	MAV (Multi Axle Vehicle Count)	Three Axle Count
1	2	3	5	6	7
Reuse & Exit	4902	704	448	602	0
Exemption & Violation	5529	199	53	130	0

**Notes**

1. Fee for Fastag vehicles passing two toll plazas, is collected at two plazas in few cases and therefore section wise traffic details will not be available at one plaza for same.
2. All Non-tollable traffic could not be recorded/reported due to unavailability of adequate Lanes & systems. Non-Tollable count includes Reuse of daily/return/monthly pass, exit trips, exemption and violations.
3. Reporting (FASTag/Cash/Card) - 12:00:00 AM to 11:59:59 PM.
4. Fastag Collection is net of Acquiring Bank Charges
5. FASTag Debit Adjustment/Chargeback Received from Bank (Net)
6. Double user fee (from cash vehicles entering dedicated Fastag lane) collected from vehicles are reported separately (count and revenue). These are included in vehicle category wise count and revenue.
7. Annual FASTag pass w.e.f. 15 August 2025 as per directions of MPCL vide letter no MPCL/DIC/2025/676 dated August 14, 2025.
8. Annual Pass Toll Revenue receivable (as given in the table above) is not included in the column 'Fee Collected'.



**MONTHLY/DAILY FEE STATEMENT**

Project Highway: National Highway NH-48

Day/Month: 12-Nov-2025

Sr. No.	Name of Toll Plaza Location	Chainage
National Highway NH-48 (from Km. 20+400 to 131+200)		
1	Shedung	103+350

Type of Vehicle	For corresponding day/month of previous year 12-Nov-2024		For preceding day/month 11-Nov-2025		For the day/month reported upon 12-Nov-2025		
	No. of Vehicles	Fee collected (in lakh Rs.)	No. of Vehicles	Fee collected (in lakh Rs.)	Fee per Vehicle (in Rs.)	No. of Vehicles	Fee collected (in lakh Rs.)
1	2	3	4	5	6	7	8
A-Car (Note-7)	8971	530528	10511	602405	Note-1	11234	654177
B-LCV	1097	110797	1114	109535		1213	121696
C-Bus	1196	244881	1235	254085		1259	259161
D-Truck	0	0	0	0		0	0
E-Three-axle vehicle	0	0	0	0		0	0
F-Multi-axle Truck	1642	657484	1755	714328		1873	767861
G-Oversized vehicle	0	0	0	0		0	0
FASTag Debit Adjustment/ Chargeback Received from Bank (Net) (Note-5)	0	733	0	1173	Note-5	0	779
<b>H- Total</b>	<b>12906</b>	<b>1544422</b>	<b>14615</b>	<b>1681526</b>		<b>15579</b>	<b>1803673</b>

**Day/Month wise Opening Balance of Toll Collection & Traffic**

Day	12
Month	11
Year	2025
Toll Depositing Bank	State Bank Of India
Bank Account No.	39177623786

Transaction Type	Car/Jeep Count	Total Car/ Jeep Amount (in Rs.)	Bus/Truck Count	Total Bus / Truck Amount (in Rs.)	LCV Count	Total LCV Amount (in Rs.)	MAV (Multi Axle Vehicle Count)	Total MAV (Multi Axle Vehicle Amount (in Rs.))	Three Axle Count	Three Axle Count Amount (in Rs.)	FASTag Debit Adjustment/ Chargeback Received from Bank (Net) Note-5
1	2	3	4	5	8	9	10	11	12	13	
Single Journey	5739	239601	706	119500	762	64434	1390	507188	0	0	779
Monthly Pass Sales	1	1408	0	0	0	0	0	0	0	0	0
Daily Pass Sales	4451	315127	524	130091	431	53942	461	245053	0	0	0
Local Pass Sales	0	0	0	0	0	0	0	0	0	0	0
Return Pass Sales	0	0	0	0	0	0	0	0	0	0	0
Double User Fee (FASTag Lane Violation) (Note-6)	1043	98042	29	9570	20	3320	22	15620	0	0	0

Traffic and Revenue Receivable (Annual Pass - Note 7)		
Transaction Type	Car/Jeep Count	Total Car/ Jeep Amount (in Rs.)
1	2	3
Annual Pass	988	54402

Total Non-Tollable Traffic Count Entry Details (Note-2)					
Transaction Type	Car/Jeep Count	Bus/Truck Count	LCV Count	MAV (Multi Axle Vehicle Count)	Three Axle Count
1	2	3	5	6	7
Reuse & Exit	5332	728	527	583	0
Exemption & Violation	5694	203	49	113	0

**Notes**

1. Fee for Fastag vehicles passing two toll plazas, is collected at two plazas in few cases and therefore section wise traffic details will not be available at one plaza for same.
2. All Non-tollable traffic could not be recorded/reported due to unavailability of adequate Lanes & systems. Non-Tollable count includes Reuse of daily/return/monthly pass, exit trips, exemption and violations.
3. Reporting (FASTag/Cash/Card) - 12:00:00 AM to 11:59:59 PM.
4. Fastag Collection is net of Acquiring Bank Charges
5. FASTag Debit Adjustment/Chargeback Received from Bank (Net)
6. Double user fee (from cash vehicles entering dedicated Fastag lane) collected from vehicles are reported separately (count and revenue). These are included in vehicle category wise count and revenue.
7. Annual FASTag pass w.e.f. 15 August 2025 as per directions of MPEL vide letter no MPEL/DIC/2025/676 dated August 14, 2025.
8. Annual Pass Toll Revenue receivable (as given in the table above) is not included in the column 'Fee Collected'.



**MONTHLY/DAILY FEE STATEMENT**

Project Highway: National Highway NH-48

Day/Month: 13-Nov-2025

Sr. No.	Name of Toll Plaza Location	Chainage
National Highway NH-48 (from Km. 20+400 to 131+200)		
1	Shedung	103+350

Type of Vehicle	For corresponding day/month of previous year 13-Nov-2024		For preceding day/month 12-Nov-2025		For the day/month reported upon 13-Nov-2025		
	No. of Vehicles	Fee collected (in lakh Rs.)	No. of Vehicles	Fee collected (in lakh Rs.)	Fee per Vehicle (in Rs.)	No. of Vehicles	Fee collected (in lakh Rs.)
1	2	3	4	5	6	7	8
A-Car (Note-7)	9206	544446	11234	654177	Note-1	10900	627377
B-LCV	1111	113941	1213	121696		1207	122764
C- Bus	1189	244620	1259	259161		1299	270081
D-Truck	0	0	0	0		0	0
E-Three-axle vehicle	0	0	0	0		0	0
F-Multi-axle Truck	1787	721013	1873	767861		1961	809510
G-Oversized vehicle	0	0	0	0		0	0
FASTag Debit Adjustment/ Chargeback Received from Bank (Net) (Note-5)	0	984	0	779	Note-5	0	912
<b>H- Total</b>	<b>13293</b>	<b>1625004</b>	<b>15579</b>	<b>1803673</b>		<b>15367</b>	<b>1830644</b>

**Day/Month wise Opening Balance of Toll Collection & Traffic**

Day	13
Month	11
Year	2025
Toll Depositing Bank	State Bank Of India
Bank Account No.	39177623786

Transaction Type	Car/Jeep Count	Total Car/ Jeep Amount (in Rs.)	Bus/Truck Count	Total Bus / Truck Amount (in Rs.)	LCV Count	Total LCV Amount (in Rs.)	MAV (Multi Axle Vehicle Count)	Total MAV (Multi Axle Vehicle) Amount (in Rs.)	Three Axle Count	Three Axle Count Amount (in Rs.)	FASTag Debit Adjustment/ Chargeback Received from Bank (Net)
1	2	3	4	5	8	9	10	11	12	13	Note-5
Single Journey	5700	234745	702	118943	735	62767	1427	521548	0	0	912
Monthly Pass Sales	1	359	0	0	0	0	0	0	0	0	0
Daily Pass Sales	4156	294231	550	135628	450	56345	511	271631	0	0	0
Local Pass Sales	0	0	0	0	0	0	0	0	0	0	0
Return Pass Sales	0	0	0	0	0	0	0	0	0	0	0
Double User Fee (FASTag Lane Violation) (Note-6)	1043	98042	47	15510	22	3652	23	16330	0	0	0

Traffic and Revenue Receivable (Annual Pass - Note 7)		
Transaction Type	Car/Jeep Count	Total Car/ Jeep Amount (in Rs.)
1	2	3
Annual Pass	981	54231

Total Non-Tollable Traffic Count Entry Details (Note-2)					
Transaction Type	Car/Jeep Count	Bus/Truck Count	LCV Count	MAV (Multi Axle Vehicle Count)	Three Axle Count
1	2	3	5	6	7
Reuse & Exit	5002	748	540	686	0
Exemption & Violation	5683	195	42	121	0

- Notes**
1. Fee for Fastag vehicles passing two toll plazas, is collected at two plazas in few cases and therefore section wise traffic details will not be available at one plaza for same.
  2. All Non-tollable traffic could not be recorded/reported due to unavailability of adequate Lanes & systems. Non-Tollable count includes Reuse of daily/return/monthly pass, exit trips, exemption and violations.
  3. Reporting (FASTag/Cash/Card) - 12:00:00 AM to 11:59:59 PM.
  4. Fastag Collection is net of Acquiring Bank Charges
  5. FASTag Debit Adjustment/Chargeback Received from Bank (Net)
  6. Double user fee (from cash vehicles entering dedicated Fastag lane) collected from vehicles are reported separately (count and revenue). These are included in vehicle category wise count and revenue.
  7. Annual FASTag pass w.e.f. 15 August 2025 as per directions of MPPEL vide letter no MPPEL/DIC/2025/676 dated August 14, 2025.
  8. Annual Pass Toll Revenue receivable (as given in the table above) is not included in the column 'Fee Collected'.



**MONTHLY/DAILY FEE STATEMENT**

Project Highway: National Highway NH-48

Day/Month: 14-Nov-2025

Sr. No.	Name of Toll Plaza Location	Chainage
National Highway NH-48 (from Km. 20+400 to 131+200)		
1	Shedung	103+350

Type of Vehicle	For corresponding day/month of previous year 14-Nov-2024		For preceding day/month 13-Nov-2025		For the day/month reported upon 14-Nov-2025		
	No. of Vehicles	Fee collected (in lakh Rs.)	No. of Vehicles	Fee collected (in lakh Rs.)	Fee per Vehicle (in Rs.)	No. of Vehicles	Fee collected (in lakh Rs.)
1	2	3	4	5	6	7	8
A-Car (Note-7)	9379	554114	10900	627377	Note-1	12127	689301
B-LCV	1124	114034	1207	122764		1168	116573
C-Bus	1174	241774	1299	270081		1331	273775
D-Truck	0	0	0	0		0	0
E-Three-axle vehicle	0	0	0	0		0	0
F-Multi-axle Truck	1788	722069	1961	809510		1871	757308
G-Oversized vehicle	0	0	0	0		0	0
FASTag Debit Adjustment/ Chargeback Received from Bank (Net) (Note-5)	0	361	0	912	Note-5	0	1113
<b>H- Total</b>	<b>13465</b>	<b>1632353</b>	<b>15367</b>	<b>1830644</b>		<b>16497</b>	<b>1838069</b>

**Day/Month wise Opening Balance of Toll Collection & Traffic**

Day	14
Month	11
Year	2025
Toll Depositing Bank	State Bank Of India
Bank Account No.	39177623786

Transaction Type	Car/Jeep Count	Total Car/ Jeep Amount (in Rs.)	Bus/Truck Count	Total Bus / Truck Amount (in Rs.)	LCV Count	Total LCV Amount (in Rs.)	MAV (Multi Axle Vehicle Count)	Total MAV (Multi Axle Vehicle) Amount (in Rs.)	Three Axle Count	Three Axle Count Amount (in Rs.)	FASTag Debit Adjustment/ Chargeback Received from Bank (Net) Note-5
1	2	3	4	5	8	9	10	11	12	13	
Single Journey	6809	287356	763	128180	741	62438	1430	521722	0	0	1113
Monthly Pass Sales	0	0	0	0	0	0	0	0	0	0	0
Daily Pass Sales	4242	300800	520	129755	409	51146	431	228486	0	0	0
Local Pass Sales	0	0	0	0	0	0	0	0	0	0	0
Return Pass Sales	0	0	0	0	0	0	0	0	0	0	0
Double User Fee (FASTag Lane Violation) (Note-6)	1076	101144	48	15840	18	2988	10	7100	0	0	0

Traffic and Revenue Receivable (Annual Pass - Note 7)		
Transaction Type	Car/Jeep Count	Total Car/ Jeep Amount (in Rs.)
1	2	3
Annual Pass	987	54631

Total Non-Tollable Traffic Count Entry Details (Note-2)					
Transaction Type	Car/Jeep Count	Bus/Truck Count	LCV Count	MAV (Multi Axle Vehicle Count)	Three Axle Count
1	2	3	5	6	7
Reuse & Exit	5134	723	512	575	0
Exemption & Violation	5697	189	53	124	0

**Notes**

1. Fee for Fastag vehicles passing two toll plazas, is collected at two plazas in few cases and therefore section wise traffic details will not be available at one plaza for same.
2. All Non-tollable traffic could not be recorded/reported due to unavailability of adequate Lanes & systems. Non-Tollable count includes Reuse of daily/return/monthly pass, exit trips, exemption and violations.
3. Reporting (FASTag/Cash/Card) - 12:00:00 AM to 11:59:59 PM.
4. Fastag Collection is net of Acquiring Bank Charges
5. FASTag Debit Adjustment/Chargeback Received from Bank (Net)
6. Double user fee (from cash vehicles entering dedicated Fastag lane) collected from vehicles are reported separately (count and revenue). These are included in vehicle category wise count and revenue.
7. Annual FASTag pass w.e.f. 15 August 2025 as per directions of MPCL vide letter no MPCL/DIC/2025/676 dated August 14, 2025.
8. Annual Pass Toll Revenue receivable (as given in the table above) is not included in the column 'Fee Collected'.



**MONTHLY/DAILY FEE STATEMENT**

Project Highway: National Highway NH-48

Day/Month: 15-Nov-2025

Sr. No.	Name of Toll Plaza Location	Chainage
1	Shedung National Highway NH-48 (From Km. 20+400 to 131+200)	103+350

Type of Vehicle	For corresponding day/month of previous year 15-Nov-2024		For preceding day/month 14-Nov-2025		For the day/month reported upon 15-Nov-2025		
	No. of Vehicles	Fee collected (in lakh Rs.)	No. of Vehicles	Fee collected (in lakh Rs.)	Fee per Vehicle (in Rs.)	No. of Vehicles	Fee collected (in lakh Rs.)
1	2	3	4	5	6	7	8
A-Car (Note-7)	11757	693401	12127	689301	Note-1	16376	927050
B-LCV	1099	110739	1168	116573		1214	120010
C-Bus	1210	248015	1331	273775		1339	275853
D-Truck	0	0	0	0		0	0
E-Three-axle vehicle	0	0	0	0		0	0
F-Multi-axle Truck	1835	749598	1871	757308		1851	755831
G-Oversized vehicle	0	0	0	0		0	0
FASTag Debit Adjustment/ Chargeback Received from Bank (Net) (Note-5)	0	0	0	1113	Note-5	0	-2797
<b>H- Total</b>	<b>15901</b>	<b>1801753</b>	<b>16497</b>	<b>1838069</b>		<b>20780</b>	<b>2075946</b>

**Day/Month wise Opening Balance of Toll Collection & Traffic**

Day	15										
Month	11										
Year	2025										
Toll Depositing Bank	State Bank Of India										
Bank Account No.	39177623786										
Transaction Type	Car/Jeep Count	Total Car/ Jeep Amount (in Rs.)	Bus/Truck Count	Total Bus / Truck Amount (in Rs.)	LCV Count	Total LCV Amount (in Rs.)	MAV (Multi Axle Vehicle Count)	Total MAV (Multi Axle Vehicle) Amount (in Rs.)	Three Axle Count	Three Axle Count Amount (in Rs.)	FASTag Debit Adjustment/ Chargeback Received from Bank (Net)
1	2	3	4	5	8	9	10	11	12	13	Note-5
Single Journey	9824	429450	785	132691	816	69586	1414	516588	0	0	-2797
Monthly Pass Sales	1	359	0	0	0	0	1	5331	0	0	0
Daily Pass Sales	5099	360752	490	122042	380	47436	419	221843	0	0	0
Local Pass Sales	0	0	0	0	0	0	0	0	0	0	0
Return Pass Sales	0	0	0	0	0	0	0	0	0	0	0
Double User Fee (FASTag Lane Violation) (Note-6)	1452	136488	64	21120	18	2988	17	12070	0	0	0
1.25 times User Fee via UPI (FASTag Lane Violation) (Note-9)	0	0	0	0	0	0	0	0	0	0	0

Traffic and Revenue Receivable (Annual Pass - Note 7)		
Transaction Type	Car/Jeep Count	Total Car/ Jeep Amount (in Rs.)
1	2	3
Annual Pass	1103	60924

Total Non-Tollable Traffic Count Entry Details (Note-2)						
Transaction Type	Car/Jeep Count	Bus/Truck Count	LCV Count	MAV (Multi Axle Vehicle Count)	Three Axle Count	
1	2	3	5	6	7	
Reuse & Exit	5947	692	462	589		0
Exemption & Violation	6084	189	48	139		0

- Notes**
1. Fee for Fastag vehicles passing two toll plazas, is collected at two plazas in few cases and therefore section wise traffic details will not be available at one plaza for same.
  2. All Non-tollable traffic could not be recorded/reported due to unavailability of adequate Lanes & systems. Non-Tollable count includes Reuse of daily/return/monthly pass, exit trips, exemption and violations.
  3. Reporting (FASTag/Cash/Card) - 12:00:00 AM to 11:59:59 PM.
  4. Fastag Collection is net of Acquiring Bank Charges
  5. FASTag Debit Adjustment/Chargeback Received from Bank (Net)
  6. Double user fee (from cash vehicles entering dedicated Fastag lane) collected from vehicles are reported separately (count and revenue). These are included in vehicle category wise count and revenue.
  7. Annual FASTag pass w.e.f. 15 August 2025 as per directions of MPEL vide letter no MPEL/DIC/2025/676 dated August 14, 2025.
  8. Annual Pass Toll Revenue receivable (as given in the table above) is not included in the column 'Fee Collected'.
  9. '1.25' times User Fee via UPI for vehicles without a valid FASTag w.e.f. 15 November 2025 as per directions of MPEL vide letter no MPEL/02/DIC/968 dated 10 November 2025.



**MONTHLY/DAILY FEE STATEMENT**

Project Highway: National Highway NH-48

Day/Month: 16-Nov-2025

Sr. No.	Name of Toll Plaza Location	Chainage
1	Shedung National Highway NH-48 (From Km. 20+400 to 131+200)	103+350

Type of Vehicle	For corresponding day/month of previous year 16-Nov-2024		For preceding day/month 15-Nov-2025		For the day/month reported upon 16-Nov-2025		
	No. of Vehicles	Fee collected (in lakh Rs.)	No. of Vehicles	Fee collected (in lakh Rs.)	Fee per Vehicle (in Rs.)	No. of Vehicles	Fee collected (in lakh Rs.)
1	2	3	4	5	6	7	8
A-Car (Note-7)	13067	765751	16376	927050	Note-1	15815	917803
B-LCV	1047	103746	1214	120010		770	74195
C-Bus	1158	236303	1339	275853		972	197215
D-Truck	0	0	0	0		0	0
E-Three-axle vehicle	0	0	0	0		0	0
F-Multi-axle Truck	1786	726534	1851	755831		1371	539484
G-Oversized vehicle	0	0	0	0		0	0
FASTag Debit Adjustment/ Chargeback Received from Bank (Net) (Note-5)	0	376	0	-2797	Note-5	0	0
<b>H- Total</b>	<b>17058</b>	<b>1832710</b>	<b>20780</b>	<b>2075946</b>		<b>18928</b>	<b>1728697</b>

**Day/Month wise Opening Balance of Toll Collection & Traffic**

Day	16										
Month	11										
Year	2025										
Toll Depositing Bank	State Bank Of India										
Bank Account No.	39177623786										
Transaction Type	Car/Jeep Count	Total Car/ Jeep Amount (in Rs.)	Bus/Truck Count	Total Bus / Truck Amount (in Rs.)	LCV Count	Total LCV Amount (in Rs.)	MAV (Multi Axle Vehicle Count)	Total MAV (Multi Axle Vehicle) Amount (in Rs.)	Three Axle Count	Three Axle Count Amount (in Rs.)	FASTag Debit Adjustment/ Chargeback Received from Bank (Net)
1	2	3	4	5	8	9	10	11	12	13	Note-5
Single Journey	8989	398007	591	100257	553	46495	1129	409592	0	0	0
Monthly Pass Sales	2	719	0	0	0	0	0	0	0	0	0
Daily Pass Sales	5263	372518	352	87387	202	25211	232	122792	0	0	0
Local Pass Sales	0	0	0	0	0	0	0	0	0	0	0
Return Pass Sales	0	0	0	0	0	0	0	0	0	0	0
Double User Fee (FASTag Lane Violation) (Note-6)	1556	146264	29	9570	15	2490	10	7100	0	0	0
1.25 times User Fee via UPI (FASTag Lane Violation) (Note-9)	5	295	0	0	0	0	0	0	0	0	0

Traffic and Revenue Receivable (Annual Pass - Note 7)		
Transaction Type	Car/Jeep Count	Total Car/ Jeep Amount (in Rs.)
1	2	3
Annual Pass	1014	56061

Total Non-Tollable Traffic Count Entry Details (Note-2)						
Transaction Type	Car/Jeep Count	Bus/Truck Count	LCV Count	MAV (Multi Axle Vehicle Count)	Three Axle Count	
1	2	3	5	6	7	
Reuse & Exit	5893	507	276	369	0	
Exemption & Violation	5832	157	54	58	0	

- Notes**
- Fee for Fastag vehicles passing two toll plazas, is collected at two plazas in few cases and therefore section wise traffic details will not be available at one plaza for same.
  - All Non-tollable traffic could not be recorded/reported due to unavailability of adequate Lanes & systems. Non-Tollable count includes Reuse of daily/return/monthly pass, exit trips, exemption and violations.
  - Reporting (FASTag/Cash/Card) - 12:00:00 AM to 11:59:59 PM.
  - Fastag Collection is net of Acquiring Bank Charges
  - FASTag Debit Adjustment/Chargeback Received from Bank (Net)
  - Double user fee (from cash vehicles entering dedicated Fastag lane) collected from vehicles are reported separately (count and revenue). These are included in vehicle category wise count and revenue.
  - Annual FASTag pass w.e.f. 15 August 2025 as per directions of MPEL vide letter no MPEL/DIC/2025/676 dated August 14, 2025.
  - Annual Pass Toll Revenue receivable (as given in the table above) is not included in the column 'Fee Collected'.
  - '1.25' times User Fee via UPI for vehicles without a valid FASTag w.e.f. 15 November 2025 as per directions of MPEL vide letter no MPEL/02/DIC/968 dated 10 November 2025.



**MONTHLY/DAILY FEE STATEMENT**

Project Highway: National Highway NH-48

Day/Month: 17-Nov-2025

Sr. No.	Name of Toll Plaza Location	Chainage
National Highway NH-48 (From Km. 20+400 to 131+200)		
1	Shedung	103+350

Type of Vehicle	For corresponding day/month of previous year 17-Nov-2024		For preceding day/month 16-Nov-2025		For the day/month reported upon 17-Nov-2025		
	No. of Vehicles	Fee collected (in lakh Rs.)	No. of Vehicles	Fee collected (in lakh Rs.)	Fee per Vehicle (in Rs.)	No. of Vehicles	Fee collected (in lakh Rs.)
1	2	3	4	5	6	7	8
A-Car (Note-7)	13816	824991	15815	917803	Note-1	10795	610533
B-LCV	711	68513	770	74195		956	95619
C-Bus	799	164584	972	197215		1176	242702
D-Truck	0	0	0	0		0	0
E-Three-axle vehicle	0	0	0	0		0	0
F-Multi-axle Truck	1421	576798	1371	539484		1666	666809
G-Oversized vehicle	0	0	0	0		0	0
FASTag Debit Adjustment/ Chargeback Received from Bank (Net) (Note-5)	0	791	0	0	Note-5	0	501
<b>H- Total</b>	<b>16747</b>	<b>1635676</b>	<b>18928</b>	<b>1728697</b>		<b>14593</b>	<b>1616164</b>

**Day/Month wise Opening Balance of Toll Collection & Traffic**

Day	17										
Month	11										
Year	2025										
Toll Depositing Bank	State Bank Of India										
Bank Account No.	39177623786										
Transaction Type	Car/Jeep Count	Total Car/ Jeep Amount (in Rs.)	Bus/Truck Count	Total Bus / Truck Amount (in Rs.)	LCV Count	Total LCV Amount (in Rs.)	MAV (Multi Axle Vehicle Count)	Total MAV (Multi Axle Vehicle) Amount (in Rs.)	Three Axle Count	Three Axle Count Amount (in Rs.)	FASTag Debit Adjustment/ Chargeback Received from Bank (Net)
1	2	3	4	5	8	9	10	11	12	13	Note-5
Single Journey	6071	255439	669	114508	596	50497	1335	489068	0	0	501
Monthly Pass Sales	1	359	0	0	0	0	0	0	0	0	0
Daily Pass Sales	3792	268166	469	115902	351	43690	315	166647	0	0	0
Local Pass Sales	0	0	0	0	0	0	0	0	0	0	0
Return Pass Sales	0	0	0	0	0	0	0	0	0	0	0
Double User Fee (FASTag Lane Violation) (Note-6)	904	84976	36	11880	8	1328	15	10650	0	0	0
1.25 times User Fee via UPI (FASTag Lane Violation) (Note-9)	27	1593	2	412	1	104	1	444	0	0	0

Traffic and Revenue Receivable (Annual Pass - Note 7)		
Transaction Type	Car/Jeep Count	Total Car/ Jeep Amount (in Rs.)
1	2	3
Annual Pass	1023	55833

Total Non-Tollable Traffic Count Entry Details (Note-2)						
Transaction Type	Car/Jeep Count	Bus/Truck Count	LCV Count	MAV (Multi Axle Vehicle Count)	Three Axle Count	
1	2	3	5	6	7	
Reuse & Exit	4603	691	446	461	0	
Exemption & Violation	5285	211	58	142	0	

**Notes**

- Fee for Fastag vehicles passing two toll plazas, is collected at two plazas in few cases and therefore section wise traffic details will not be available at one plaza for same.
- All Non-tollable traffic could not be recorded/reported due to unavailability of adequate Lanes & systems. Non-Tollable count includes Reuse of daily/return/monthly pass, exit trips, exemption and violations.
- Reporting (FASTag/Cash/Card) - 12:00:00 AM to 11:59:59 PM.
- Fastag Collection is net of Acquiring Bank Charges
- FASTag Debit Adjustment/Chargeback Received from Bank (Net)
- Double user fee (from cash vehicles entering dedicated Fastag lane) collected from vehicles are reported separately (count and revenue). These are included in vehicle category wise count and revenue.
- Annual FASTag pass w.e.f. 15 August 2025 as per directions of MPEL vide letter no MPEL/DIC/2025/676 dated August 14, 2025.
- Annual Pass Toll Revenue receivable (as given in the table above) is not included in the column 'Fee Collected'.
- '1.25' times User Fee via UPI for vehicles without a valid FASTag w.e.f. 15 November 2025 as per directions of MPEL vide letter no MPEL/02/DIC/968 dated 10 November 2025.



**MONTHLY/DAILY FEE STATEMENT**

Project Highway: National Highway NH-48

Day/Month: 18-Nov-2025

Sr. No.	Name of Toll Plaza Location	Chainage
1	National Highway NH-48 (From Km. 20+400 to 131+200) Shedung	103+350

Type of Vehicle	For corresponding day/month of previous year 18-Nov-2024		For preceding day/month 17-Nov-2025		For the day/month reported upon 18-Nov-2025			
	No. of Vehicles	Fee collected (in lakh Rs.)	No. of Vehicles	Fee collected (in lakh Rs.)	Fee per Vehicle (in Rs.)	No. of Vehicles	Fee collected (in lakh Rs.)	
1	2	3	4	5	6	7	8	
A-Car (Note-7)	9378	545377	10795	610533	Note-1	10259	586807	
B-LCV	1029	103868	956	95619		1152	114568	
C- Bus	1068	217501	1176	242702		1294	381538	
D-Truck	0	0	0	0		0	0	
E-Three-axle vehicle	0	0	0	0		0	0	
F-Multi-axle Truck	1579	648160	1666	666809		1681	676126	
G-Oversized vehicle	0	0	0	0		0	0	
FASTag Debit Adjustment/ Chargeback Received from Bank (Net) (Note-5)	0	364	0	501		Note-5	0	1012
<b>H- Total</b>	<b>13054</b>	<b>1515270</b>	<b>14593</b>	<b>1616164</b>			<b>14486</b>	<b>1760051</b>

**Day/Month wise Opening Balance of Toll Collection & Traffic**

Day	18										
Month	11										
Year	2025										
Toll Depositing Bank	State Bank Of India										
Bank Account No.	39177623786										
Transaction Type	Car/Jeep Count	Total Car/ Jeep Amount (in Rs.)	Bus/Truck Count	Total Bus / Truck Amount (in Rs.)	LCV Count	Total LCV Amount (in Rs.)	MAV (Multi Axle Vehicle Count)	Total MAV (Multi Axle Vehicle) Amount (in Rs.)	Three Axle Count	Three Axle Count Amount (in Rs.)	FASTag Debit Adjustment/ Chargeback Received from Bank (Net)
1	2	3	4	5	8	9	10	11	12	13	Note-5
Single Journey	5360	219192	739	125433	752	64326	1302	474282	0	0	1012
Monthly Pass Sales	0	0	25	123750	0	0	0	0	0	0	0
Daily Pass Sales	4092	290266	487	120522	382	47688	358	189860	0	0	0
Local Pass Sales	0	0	0	0	0	0	0	0	0	0	0
Return Pass Sales	0	0	0	0	0	0	0	0	0	0	0
Double User Fee (FASTag Lane Violation) (Note-6)	681	64014	24	7920	11	1826	10	7100	0	0	0
1.25 times User Fee via UPI (FASTag Lane Violation) (Note-9)	226	13334	19	3914	7	728	11	4884	0	0	0

Traffic and Revenue Receivable (Annual Pass - Note 7)		
Transaction Type	Car/Jeep Count	Total Car/ Jeep Amount (in Rs.)
1	2	3
Annual Pass	950	52743

Total Non-Tollable Traffic Count Entry Details (Note-2)					
Transaction Type	Car/Jeep Count	Bus/Truck Count	LCV Count	MAV (Multi Axle Vehicle Count)	Three Axle Count
1	2	3	5	6	7
Reuse & Exit	4945	698	485	528	0
Exemption & Violation	5379	220	68	143	0

**Notes**

1. Fee for Fastag vehicles passing two toll plazas, is collected at two plazas in few cases and therefore section wise traffic details will not be available at one plaza for same.
2. All Non-tollable traffic could not be recorded/reported due to unavailability of adequate Lanes & systems. Non-Tollable count includes Reuse of daily/return/monthly pass, exit trips, exemption and violations.
3. Reporting (FASTag/Cash/Card) - 12:00:00 AM to 11:59:59 PM.
4. Fastag Collection is net of Acquiring Bank Charges
5. FASTag Debit Adjustment/Chargeback Received from Bank (Net)
6. Double user fee (from cash vehicles entering dedicated Fastag lane) collected from vehicles are reported separately (count and revenue). These are included in vehicle category wise count and revenue.
7. Annual FASTag pass w.e.f. 15 August 2025 as per directions of MPEL vide letter no MPEL/DIC/2025/676 dated August 14, 2025.
8. Annual Pass Toll Revenue receivable (as given in the table above) is not included in the column 'Fee Collected'.
9. '1.25' times User Fee via UPI for vehicles without a valid FASTag w.e.f. 15 November 2025 as per directions of MPEL vide letter no MPEL/02/DIC/968 dated 10 November 2025.



**MONTHLY/DAILY FEE STATEMENT**

Project Highway: National Highway NH-48

Day/Month: 19-Nov-2025

Sr. No.	Name of Toll Plaza Location	Chainage
1	National Highway NH-48 (From Km. 20+400 to 131+200) Shedung	103+350

Type of Vehicle	For corresponding day/month of previous year 19-Nov-2024		For preceding day/month 18-Nov-2025		For the day/month reported upon 19-Nov-2025		
	No. of Vehicles	Fee collected (in lakh Rs.)	No. of Vehicles	Fee collected (in lakh Rs.)	Fee per Vehicle (in Rs.)	No. of Vehicles	Fee collected (in lakh Rs.)
1	2	3	4	5	6	7	8
A-Car (Note-7)	9449	555749	10359	586807	Note-1	10298	583565
B-LCV	1104	110983	1152	114568		1197	120073
C-Bus	1116	227086	1294	381538		1239	256061
D-Truck	0	0	0	0		0	0
E-Three-axle vehicle	0	0	0	0		0	0
F-Multi-axle Truck	1780	733324	1681	676126		1884	776387
G-Oversized vehicle	0	0	0	0		0	0
FASTag Debit Adjustment/ Chargeback Received from Bank (Net) (Note-5)	0	0	0	1012	Note-5	0	138
<b>H- Total</b>	<b>13449</b>	<b>1627142</b>	<b>14486</b>	<b>1760051</b>		<b>14618</b>	<b>1736224</b>

**Day/Month wise Opening Balance of Toll Collection & Traffic**

Day	19										
Month	11										
Year	2025										
Toll Depositing Bank	State Bank Of India										
Bank Account No.	39177623786										
Transaction Type	Car/Jeep Count	Total Car/ Jeep Amount (in Rs.)	Bus/Truck Count	Total Bus / Truck Amount (in Rs.)	LCV Count	Total LCV Amount (in Rs.)	MAV (Multi Axle Vehicle Count)	Total MAV (Multi Axle Vehicle) Amount (in Rs.)	Three Axle Count	Three Axle Count Amount (in Rs.)	FASTag Debit Adjustment/ Chargeback Received from Bank (Net)
1	2	3	4	5	8	9	10	11	12	13	Note-5
Single Journey	5443	228420	696	118465	745	63264	1361	498339	0	0	138
Monthly Pass Sales	0	0	0	0	0	0	0	0	0	0	0
Daily Pass Sales	4024	285256	490	121346	434	54379	495	261625	0	0	0
Local Pass Sales	0	0	0	0	0	0	0	0	0	0	0
Return Pass Sales	0	0	0	0	0	0	0	0	0	0	0
Double User Fee (FASTag Lane Violation) (Note-6)	596	56024	43	14190	9	1494	15	10650	0	0	0
1.25 times User Fee via UPI (FASTag Lane Violation) (Note-9)	235	13865	10	2060	9	936	13	5772	0	0	0

Traffic and Revenue Receivable (Annual Pass - Note 7)		
Transaction Type	Car/Jeep Count	Total Car/ Jeep Amount (in Rs.)
1	2	3
Annual Pass	931	51256

Total Non-Tollable Traffic Count Entry Details (Note-2)						
Transaction Type	Car/Jeep Count	Bus/Truck Count	LCV Count	MAV (Multi Axle Vehicle Count)	Three Axle Count	
1	2	3	5	6	7	
Reuse & Exit	4878	713	553	635		0
Exemption & Violation	5405	200	58	162		0

**Notes**

1. Fee for Fastag vehicles passing two toll plazas, is collected at two plazas in few cases and therefore section wise traffic details will not be available at one plaza for same.
2. All Non-tollable traffic could not be recorded/reported due to unavailability of adequate Lanes & systems. Non-Tollable count includes Reuse of daily/return/monthly pass, exit trips, exemption and violations.
3. Reporting (FASTag/Cash/Card) - 12:00:00 AM to 11:59:59 PM.
4. Fastag Collection is net of Acquiring Bank Charges
5. FASTag Debit Adjustment/Chargeback Received from Bank (Net)
6. Double user fee (from cash vehicles entering dedicated Fastag lane) collected from vehicles are reported separately (count and revenue). These are included in vehicle category wise count and revenue.
7. Annual FASTag pass w.e.f. 15 August 2025 as per directions of MPEL vide letter no MPEL/DIC/2025/676 dated August 14, 2025.
8. Annual Pass Toll Revenue receivable (as given in the table above) is not included in the column 'Fee Collected'.
9. '1.25' times User Fee via UPI for vehicles without a valid FASTag w.e.f. 15 November 2025 as per directions of MPEL vide letter no MPEL/02/DIC/968 dated 10 November 2025.



**MONTHLY/DAILY FEE STATEMENT**

Project Highway: National Highway NH-48

Day/Month: 20-Nov-2025

Sr. No.	Name of Toll Plaza Location	Chainage
1	National Highway NH-48 (From Km. 20+400 to 131+200) Shedung	103+350

Type of Vehicle	For corresponding day/month of previous year 20-Nov-2024		For preceding day/month 19-Nov-2025		For the day/month reported upon 20-Nov-2025		
	No. of Vehicles	Fee collected (in lakh Rs.)	No. of Vehicles	Fee collected (in lakh Rs.)	Fee per Vehicle (in Rs.)	No. of Vehicles	Fee collected (in lakh Rs.)
1	2	3	4	5	6	7	8
A-Car (Note-7)	11024	639902	10298	583565	Note-1	10756	607235
B-LCV	772	73971	1197	120073		1202	122328
C-Bus	876	179718	1239	256061		1318	269867
D-Truck	0	0	0	0		0	0
E-Three-axle vehicle	0	0	0	0		0	0
F-Multi-axle Truck	1256	501742	1884	776387		1797	723387
G-Oversized vehicle	0	0	0	0		0	0
FASTag Debit Adjustment/ Chargeback Received from Bank (Net) (Note-5)	0	1170	0	138	Note-5	0	1248
<b>H- Total</b>	<b>13928</b>	<b>1396502</b>	<b>14618</b>	<b>1736224</b>		<b>15073</b>	<b>1724066</b>

**Day/Month wise Opening Balance of Toll Collection & Traffic**

Day	20										
Month	11										
Year	2025										
Toll Depositing Bank	State Bank Of India										
Bank Account No.	39177623786										
Transaction Type	Car/Jeep Count	Total Car/ Jeep Amount (in Rs.)	Bus/Truck Count	Total Bus / Truck Amount (in Rs.)	LCV Count	Total LCV Amount (in Rs.)	MAV (Multi Axle Vehicle Count)	Total MAV (Multi Axle Vehicle) Amount (in Rs.)	Three Axle Count	Three Axle Count Amount (in Rs.)	FASTag Debit Adjustment/ Chargeback Received from Bank (Net)
1	2	3	4	5	8	9	10	11	12	13	Note-5
Single Journey	5617	233645	746	126206	718	61207	1386	505950	0	0	1248
Monthly Pass Sales	0	0	0	0	0	0	0	0	0	0	0
Daily Pass Sales	4193	297442	524	129681	466	58504	396	207851	0	0	0
Local Pass Sales	0	0	0	0	0	0	0	0	0	0	0
Return Pass Sales	0	0	0	0	0	0	0	0	0	0	0
Double User Fee (FASTag Lane Violation) (Note-6)	581	54614	33	10890	12	1992	11	7810	0	0	0
1.25 times User Fee via UPI (FASTag Lane Violation) (Note-9)	365	21535	15	3090	6	624	4	1776	0	0	0

Traffic and Revenue Receivable (Annual Pass - Note 7)		
Transaction Type	Car/Jeep Count	Total Car/ Jeep Amount (in Rs.)
1	2	3
Annual Pass	936	51542

Total Non-Tollable Traffic Count Entry Details (Note-2)						
Transaction Type	Car/Jeep Count	Bus/Truck Count	LCV Count	MAV (Multi Axle Vehicle Count)	Three Axle Count	
1	2	3	5	6	7	
Reuse & Exit	5040	737	573	545		0
Exemption & Violation	5099	223	64	208		0

**Notes**

1. Fee for Fastag vehicles passing two toll plazas, is collected at two plazas in few cases and therefore section wise traffic details will not be available at one plaza for same.
2. All Non-tollable traffic could not be recorded/reported due to unavailability of adequate Lanes & systems. Non-Tollable count includes Reuse of daily/return/monthly pass, exit trips, exemption and violations.
3. Reporting (FASTag/Cash/Card) - 12:00:00 AM to 11:59:59 PM.
4. Fastag Collection is net of Acquiring Bank Charges
5. FASTag Debit Adjustment/Chargeback Received from Bank (Net)
6. Double user fee (from cash vehicles entering dedicated Fastag lane) collected from vehicles are reported separately (count and revenue). These are included in vehicle category wise count and revenue.
7. Annual FASTag pass w.e.f. 15 August 2025 as per directions of MPEL vide letter no MPEL/DIC/2025/676 dated August 14, 2025.
8. Annual Pass Toll Revenue receivable (as given in the table above) is not included in the column 'Fee Collected'.
9. '1.25' times User Fee via UPI for vehicles without a valid FASTag w.e.f. 15 November 2025 as per directions of MPEL vide letter no MPEL/02/DIC/968 dated 10 November 2025.



**MONTHLY/DAILY FEE STATEMENT**

Project Highway: National Highway NH-48

Day/Month: 21-Nov-2025

Sr. No.	Name of Toll Plaza Location	Chainage
1	Shedung National Highway NH-48 (From Km. 20+400 to 131+200)	103+350

Type of Vehicle	For corresponding day/month of previous year 21-Nov-2024		For preceding day/month 20-Nov-2025		For the day/month reported upon 21-Nov-2025		
	No. of Vehicles	Fee collected (in lakh Rs.)	No. of Vehicles	Fee collected (in lakh Rs.)	Fee per Vehicle (in Rs.)	No. of Vehicles	Fee collected (in lakh Rs.)
1	2	3	4	5	6	7	8
A-Car (Note-7)	10042	588368	10756	607235	Note-1	12203	678193
B-LCV	969	98715	1202	122328		1159	115102
C-Bus	1114	233039	1318	269867		1287	260108
D-Truck	0	0	0	0		0	0
E-Three-axle vehicle	0	0	0	0		0	0
F-Multi-axle Truck	1641	664202	1797	723387		1786	723888
G-Oversized vehicle	0	0	0	0		0	0
FASTag Debit Adjustment/ Chargeback Received from Bank (Net) (Note-5)	0	530	0	1248	Note-5	0	504
<b>H- Total</b>	<b>13766</b>	<b>1584854</b>	<b>15073</b>	<b>1724066</b>		<b>16435</b>	<b>1777794</b>

**Day/Month wise Opening Balance of Toll Collection & Traffic**

Day	21										
Month	11										
Year	2025										
Toll Depositing Bank	State Bank Of India										
Bank Account No.	39177623786										
Transaction Type	Car/Jeep Count	Total Car/ Jeep Amount (in Rs.)	Bus/Truck Count	Total Bus / Truck Amount (in Rs.)	LCV Count	Total LCV Amount (in Rs.)	MAV (Multi Axle Vehicle Count)	Total MAV (Multi Axle Vehicle) Amount (in Rs.)	Three Axle Count	Three Axle Count Amount (in Rs.)	FASTag Debit Adjustment/ Chargeback Received from Bank (Net)
1	2	3	4	5	8	9	10	11	12	13	Note-5
Single Journey	6907	292904	755	127129	739	62416	1353	494673	0	0	504
Monthly Pass Sales	0	0	0	0	0	0	0	0	0	0	0
Daily Pass Sales	4164	295086	497	122793	408	50942	419	220871	0	0	0
Local Pass Sales	0	0	0	0	0	0	0	0	0	0	0
Return Pass Sales	0	0	0	0	0	0	0	0	0	0	0
Double User Fee (FASTag Lane Violation) (Note-6)	669	62886	24	7920	8	1328	8	5680	0	0	0
1.25 times User Fee via UPI (FASTag Lane Violation) (Note-9)	463	27317	11	2266	4	416	6	2664	0	0	0

Traffic and Revenue Receivable (Annual Pass - Note 7)		
Transaction Type	Car/Jeep Count	Total Car/ Jeep Amount (in Rs.)
1	2	3
Annual Pass	959	53029

Total Non-Tollable Traffic Count Entry Details (Note-2)					
Transaction Type	Car/Jeep Count	Bus/Truck Count	LCV Count	MAV (Multi Axle Vehicle Count)	Three Axle Count
1	2	3	5	6	7
Reuse & Exit	4972	721	513	556	0
Exemption & Violation	5385	205	66	168	0

**Notes**

1. Fee for Fastag vehicles passing two toll plazas, is collected at two plazas in few cases and therefore section wise traffic details will not be available at one plaza for same.
2. All Non-tollable traffic could not be recorded/reported due to unavailability of adequate Lanes & systems. Non-Tollable count includes Reuse of daily/return/monthly pass, exit trips, exemption and violations.
3. Reporting (FASTag/Cash/Card) - 12:00:00 AM to 11:59:59 PM.
4. Fastag Collection is net of Acquiring Bank Charges
5. FASTag Debit Adjustment/Chargeback Received from Bank (Net)
6. Double user fee (from cash vehicles entering dedicated Fastag lane) collected from vehicles are reported separately (count and revenue). These are included in vehicle category wise count and revenue.
7. Annual FASTag pass w.e.f. 15 August 2025 as per directions of MPEL vide letter no MPEL/DIC/2025/676 dated August 14, 2025.
8. Annual Pass Toll Revenue receivable (as given in the table above) is not included in the column 'Fee Collected'.
9. '1.25' times User Fee via UPI for vehicles without a valid FASTag w.e.f. 15 November 2025 as per directions of MPEL vide letter no MPEL/02/DIC/968 dated 10 November 2025.



**MONTHLY/DAILY FEE STATEMENT**

Project Highway: National Highway NH-48

Day/Month: 22-Nov-2025

Sr. No.	Name of Toll Plaza Location	Chainage
1	Shedung National Highway NH-48 (From Km. 20+400 to 131+200)	103+350

Type of Vehicle	For corresponding day/month of previous year 22-Nov-2024		For preceding day/month 21-Nov-2025		For the day/month reported upon 22-Nov-2025		
	No. of Vehicles	Fee collected (in lakh Rs.)	No. of Vehicles	Fee collected (in lakh Rs.)	Fee per Vehicle (in Rs.)	No. of Vehicles	Fee collected (in lakh Rs.)
1	2	3	4	5	6	7	8
A-Car (Note-7)	11383	668240	12203	678193	Note-1	16018	894042
B-LCV	1196	120191	1159	115102		1228	123560
C-Bus	1211	246522	1287	260108		1266	256317
D-Truck	0	0	0	0		0	0
E-Three-axle vehicle	0	0	0	0		0	0
F-Multi-axle Truck	1820	748051	1786	723888		1770	714462
G-Oversized vehicle	0	0	0	0		0	0
FASTag Debit Adjustment/ Chargeback Received from Bank (Net) (Note-5)	0	375	0	504	Note-5	0	-332
<b>H- Total</b>	<b>15610</b>	<b>1783379</b>	<b>16435</b>	<b>1777794</b>		<b>20282</b>	<b>1988049</b>

**Day/Month wise Opening Balance of Toll Collection & Traffic**

Day	22										
Month	11										
Year	2025										
Toll Depositing Bank	State Bank Of India										
Bank Account No.	39177623786										
Transaction Type	Car/Jeep Count	Total Car/ Jeep Amount (in Rs.)	Bus/Truck Count	Total Bus / Truck Amount (in Rs.)	LCV Count	Total LCV Amount (in Rs.)	MAV (Multi Axle Vehicle Count)	Total MAV (Multi Axle Vehicle) Amount (in Rs.)	Three Axle Count	Three Axle Count Amount (in Rs.)	FASTag Debit Adjustment/ Chargeback Received from Bank (Net)
1	2	3	4	5	8	9	10	11	12	13	Note-5
Single Journey	9393	411065	735	124168	776	66566	1357	495496	0	0	-332
Monthly Pass Sales	1	359	0	0	0	0	0	0	0	0	0
Daily Pass Sales	5194	367483	486	120151	435	54420	374	197393	0	0	0
Local Pass Sales	0	0	0	0	0	0	0	0	0	0	0
Return Pass Sales	0	0	0	0	0	0	0	0	0	0	0
Double User Fee (FASTag Lane Violation) (Note-6)	879	82626	22	7260	13	2158	16	11360	0	0	0
1.25 times User Fee via UPI (FASTag Lane Violation) (Note-9)	551	32509	23	4738	4	416	23	10212	0	0	0

Traffic and Revenue Receivable (Annual Pass - Note 7)		
Transaction Type	Car/Jeep Count	Total Car/ Jeep Amount (in Rs.)
1	2	3
Annual Pass	1177	64928

Total Non-Tollable Traffic Count Entry Details (Note-2)					
Transaction Type	Car/Jeep Count	Bus/Truck Count	LCV Count	MAV (Multi Axle Vehicle Count)	Three Axle Count
1	2	3	5	6	7
Reuse & Exit	5996	680	531	521	0
Exemption & Violation	5957	198	50	166	0

**Notes**

1. Fee for Fastag vehicles passing two toll plazas, is collected at two plazas in few cases and therefore section wise traffic details will not be available at one plaza for same.
2. All Non-tollable traffic could not be recorded/reported due to unavailability of adequate Lanes & systems. Non-Tollable count includes Reuse of daily/return/monthly pass, exit trips, exemption and violations.
3. Reporting (FASTag/Cash/Card) - 12:00:00 AM to 11:59:59 PM.
4. Fastag Collection is net of Acquiring Bank Charges
5. FASTag Debit Adjustment/Chargeback Received from Bank (Net)
6. Double user fee (from cash vehicles entering dedicated Fastag lane) collected from vehicles are reported separately (count and revenue). These are included in vehicle category wise count and revenue.
7. Annual FASTag pass w.e.f. 15 August 2025 as per directions of MPEL vide letter no MPEL/DIC/2025/676 dated August 14, 2025.
8. Annual Pass Toll Revenue receivable (as given in the table above) is not included in the column 'Fee Collected'.
9. '1.25' times User Fee via UPI for vehicles without a valid FASTag w.e.f. 15 November 2025 as per directions of MPEL vide letter no MPEL/02/DIC/968 dated 10 November 2025.



**MONTHLY/DAILY FEE STATEMENT**

Project Highway: National Highway NH-48

Day/Month: 23-Nov-2025

Sr. No.	Name of Toll Plaza Location	Chainage
1	National Highway NH-48 (From Km. 20+400 to 131+200) Shedung	103+350

Type of Vehicle	For corresponding day/month of previous year 23-Nov-2024		For preceding day/month 22-Nov-2025		For the day/month reported upon 23-Nov-2025		
	No. of Vehicles	Fee collected (in lakh Rs.)	No. of Vehicles	Fee collected (in lakh Rs.)	Fee per Vehicle (in Rs.)	No. of Vehicles	Fee collected (in lakh Rs.)
1	2	3	4	5	6	7	8
A-Car (Note-7)	13691	809863	16018	894042	Note-1	16056	908006
B-LCV	1235	124333	1228	123560		826	80545
C-Bus	1206	244688	1266	256317		819	167449
D-Truck	0	0	0	0		0	0
E-Three-axle vehicle	0	0	0	0		0	0
F-Multi-axle Truck	1827	754899	1770	714462		1405	551964
G-Oversized vehicle	0	0	0	0		0	0
FASTag Debit Adjustment/ Chargeback Received from Bank (Net) (Note-5)	0	-236	0	-332	Note-5	0	0
<b>H- Total</b>	<b>17959</b>	<b>1933548</b>	<b>20282</b>	<b>1988049</b>		<b>19106</b>	<b>1707964</b>

**Day/Month wise Opening Balance of Toll Collection & Traffic**

Day	23										
Month	11										
Year	2025										
Toll Depositing Bank	State Bank Of India										
Bank Account No.	39177623786										
Transaction Type	Car/Jeep Count	Total Car/ Jeep Amount (in Rs.)	Bus/Truck Count	Total Bus / Truck Amount (in Rs.)	LCV Count	Total LCV Amount (in Rs.)	MAV (Multi Axle Vehicle Count)	Total MAV (Multi Axle Vehicle) Amount (in Rs.)	Three Axle Count	Three Axle Count Amount (in Rs.)	FASTag Debit Adjustment/ Chargeback Received from Bank (Net)
1	2	3	4	5	8	9	10	11	12	13	Note-5
Single Journey	8885	388887	467	79199	570	47765	1146	413655	0	0	0
Monthly Pass Sales	0	0	0	0	0	0	0	0	0	0	0
Daily Pass Sales	5407	382248	317	78436	230	28836	245	130232	0	0	0
Local Pass Sales	0	0	0	0	0	0	0	0	0	0	0
Return Pass Sales	0	0	0	0	0	0	0	0	0	0	0
Double User Fee (FASTag Lane Violation) (Note-6)	937	88078	21	6930	20	3320	7	4970	0	0	0
1.25 times User Fee via UPI (FASTag Lane Violation) (Note-9)	827	48793	14	2884	6	624	7	3108	0	0	0

Traffic and Revenue Receivable (Annual Pass - Note 7)		
Transaction Type	Car/Jeep Count	Total Car/ Jeep Amount (in Rs.)
1	2	3
Annual Pass	1036	58064

Total Non-Tollable Traffic Count Entry Details (Note-2)					
Transaction Type	Car/Jeep Count	Bus/Truck Count	LCV Count	MAV (Multi Axle Vehicle Count)	Three Axle Count
1	2	3	5	6	7
Reuse & Exit	6057	517	309	343	0
Exemption & Violation	5756	159	45	76	0

**Notes**

1. Fee for Fastag vehicles passing two toll plazas, is collected at two plazas in few cases and therefore section wise traffic details will not be available at one plaza for same.
2. All Non-tollable traffic could not be recorded/reported due to unavailability of adequate Lanes & systems. Non-Tollable count includes Reuse of daily/return/monthly pass, exit trips, exemption and violations.
3. Reporting (FASTag/Cash/Card) - 12:00:00 AM to 11:59:59 PM.
4. Fastag Collection is net of Acquiring Bank Charges
5. FASTag Debit Adjustment/Chargeback Received from Bank (Net)
6. Double user fee (from cash vehicles entering dedicated Fastag lane) collected from vehicles are reported separately (count and revenue). These are included in vehicle category wise count and revenue.
7. Annual FASTag pass w.e.f. 15 August 2025 as per directions of MPEL vide letter no MPEL/DIC/2025/676 dated August 14, 2025.
8. Annual Pass Toll Revenue receivable (as given in the table above) is not included in the column 'Fee Collected'.
9. '1.25' times User Fee via UPI for vehicles without a valid FASTag w.e.f. 15 November 2025 as per directions of MPEL vide letter no MPEL/02/DIC/968 dated 10 November 2025.



**MONTHLY/DAILY FEE STATEMENT**

Project Highway: National Highway NH-48

Day/Month: 24-Nov-2025

Sr. No.	Name of Toll Plaza Location	Chainage
1	Shedung National Highway NH-48 (From Km. 20+400 to 131+200)	103+350

Type of Vehicle	For corresponding day/month of previous year 24-Nov-2024		For preceding day/month 23-Nov-2025		For the day/month reported upon 24-Nov-2025		
	No. of Vehicles	Fee collected (in lakh Rs.)	No. of Vehicles	Fee collected (in lakh Rs.)	Fee per Vehicle (in Rs.)	No. of Vehicles	Fee collected (in lakh Rs.)
1	2	3	4	5	6	7	8
A-Car (Note-7)	14624	871118	16056	908006	Note-1	11732	652540
B-LCV	706	69679	826	80545		1044	104819
C-Bus	879	181406	819	167449		1150	233935
D-Truck	0	0	0	0		0	0
E-Three-axle vehicle	0	0	0	0		0	0
F-Multi-axle Truck	1362	552445	1405	551964		1653	663947
G-Oversized vehicle	0	0	0	0		0	0
FASTag Debit Adjustment/ Chargeback Received from Bank (Net) (Note-5)	0	0	0	0	Note-5	0	1469
<b>H- Total</b>	<b>17571</b>	<b>1674647</b>	<b>19106</b>	<b>1707964</b>		<b>15579</b>	<b>1656711</b>

**Day/Month wise Opening Balance of Toll Collection & Traffic**

Day	24										
Month	11										
Year	2025										
Toll Depositing Bank	State Bank Of India										
Bank Account No.	39177623786										
Transaction Type	Car/Jeep Count	Total Car/ Jeep Amount (in Rs.)	Bus/Truck Count	Total Bus / Truck Amount (in Rs.)	LCV Count	Total LCV Amount (in Rs.)	MAV (Multi Axle Vehicle Count)	Total MAV (Multi Axle Vehicle) Amount (in Rs.)	Three Axle Count	Three Axle Count Amount (in Rs.)	FASTag Debit Adjustment/ Chargeback Received from Bank (Net)
1	2	3	4	5	8	9	10	11	12	13	Note-5
Single Journey	6617	279616	665	112962	657	56442	1275	463529	0	0	1469
Monthly Pass Sales	0	0	0	0	0	0	0	0	0	0	0
Daily Pass Sales	4047	286673	461	113922	366	45635	363	192162	0	0	0
Local Pass Sales	0	0	0	0	0	0	0	0	0	0	0
Return Pass Sales	0	0	0	0	0	0	0	0	0	0	0
Double User Fee (FASTag Lane Violation) (Note-6)	664	62416	17	5610	9	1494	6	4260	0	0	0
1.25 times User Fee via UPI (FASTag Lane Violation) (Note-9)	404	23836	7	1442	12	1248	9	3996	0	0	0

Traffic and Revenue Receivable (Annual Pass - Note 7)		
Transaction Type	Car/Jeep Count	Total Car/ Jeep Amount (in Rs.)
1	2	3
Annual Pass	1063	58807

Total Non-Tollable Traffic Count Entry Details (Note-2)						
Transaction Type	Car/Jeep Count	Bus/Truck Count	LCV Count	MAV (Multi Axle Vehicle Count)	Three Axle Count	
1	2	3	5	6	7	
Reuse & Exit	4922	665	468	459	0	
Exemption & Violation	5281	221	60	116	0	

**Notes**

1. Fee for Fastag vehicles passing two toll plazas, is collected at two plazas in few cases and therefore section wise traffic details will not be available at one plaza for same.
2. All Non-tollable traffic could not be recorded/reported due to unavailability of adequate Lanes & systems. Non-Tollable count includes Reuse of daily/return/monthly pass, exit trips, exemption and violations.
3. Reporting (FASTag/Cash/Card) - 12:00:00 AM to 11:59:59 PM.
4. Fastag Collection is net of Acquiring Bank Charges
5. FASTag Debit Adjustment/Chargeback Received from Bank (Net)
6. Double user fee (from cash vehicles entering dedicated Fastag lane) collected from vehicles are reported separately (count and revenue). These are included in vehicle category wise count and revenue.
7. Annual FASTag pass w.e.f. 15 August 2025 as per directions of MPEL vide letter no MPEL/DIC/2025/676 dated August 14, 2025.
8. Annual Pass Toll Revenue receivable (as given in the table above) is not included in the column 'Fee Collected'.
9. '1.25' times User Fee via UPI for vehicles without a valid FASTag w.e.f. 15 November 2025 as per directions of MPEL vide letter no MPEL/02/DIC/968 dated 10 November 2025.



**MONTHLY/DAILY FEE STATEMENT**

Project Highway: National Highway NH-48

Day/Month: 25-Nov-2025

Sr. No.	Name of Toll Plaza Location	Chainage
National Highway NH-48 (From Km. 20+400 to 131+200)		
1	Shedung	103+350

Type of Vehicle	For corresponding day/month of previous year 25-Nov-2024		For preceding day/month 24-Nov-2025		For the day/month reported upon 25-Nov-2025		
	No. of Vehicles	Fee collected (in lakh Rs.)	No. of Vehicles	Fee collected (in lakh Rs.)	Fee per Vehicle (in Rs.)	No. of Vehicles	Fee collected (in lakh Rs.)
1	2	3	4	5	6	7	8
A-Car (Note-7)	10685	621934	11732	652540	Note-1	11637	657580
B-LCV	1036	105053	1044	104819		1261	127045
C-Bus	1188	243417	1150	233935		1312	276325
D-Truck	0	0	0	0		0	0
E-Three-axle vehicle	0	0	0	0		0	0
F-Multi-axle Truck	1665	681725	1653	663947		1723	682717
G-Oversized vehicle	0	0	0	0		0	0
FASTag Debit Adjustment/ Chargeback Received from Bank (Net) (Note-5)	0	0	0	1469	Note-5	0	639
<b>H- Total</b>	<b>14574</b>	<b>1652129</b>	<b>15579</b>	<b>1656711</b>		<b>15933</b>	<b>1744306</b>

**Day/Month wise Opening Balance of Toll Collection & Traffic**

Day	25										
Month	11										
Year	2025										
Toll Depositing Bank	State Bank Of India										
Bank Account No.	39177623786										
Transaction Type	Car/Jeep Count	Total Car/ Jeep Amount (in Rs.)	Bus/Truck Count	Total Bus / Truck Amount (in Rs.)	LCV Count	Total LCV Amount (in Rs.)	MAV (Multi Axle Vehicle Count)	Total MAV (Multi Axle Vehicle) Amount (in Rs.)	Three Axle Count	Three Axle Count Amount (in Rs.)	FASTag Debit Adjustment/ Chargeback Received from Bank (Net)
1	2	3	4	5	8	9	10	11	12	13	Note-5
Single Journey	6026	252307	699	118185	773	65803	1361	491867	0	0	639
Monthly Pass Sales	1	0	0	4941	0	0	0	0	0	0	0
Daily Pass Sales	4477	317136	556	137358	453	56615	348	183573	0	0	0
Local Pass Sales	0	0	0	0	0	0	0	0	0	0	0
Return Pass Sales	0	0	0	0	0	0	0	0	0	0	0
Double User Fee (FASTag Lane Violation) (Note-6)	612	57528	33	10890	16	2656	4	2840	0	0	0
1.25 times User Fee via UPI (FASTag Lane Violation) (Note-9)	521	30609	24	4950	19	1971	10	4438	0	0	0

Traffic and Revenue Receivable (Annual Pass - Note 7)		
Transaction Type	Car/Jeep Count	Total Car/ Jeep Amount (in Rs.)
1	2	3
Annual Pass	978	53716

Total Non-Tollable Traffic Count Entry Details (Note-2)						
Transaction Type	Car/Jeep Count	Bus/Truck Count	LCV Count	MAV (Multi Axle Vehicle Count)	Three Axle Count	
1	2	3	5	6	7	
Reuse & Exit	5350	766	562	402	0	0
Exemption & Violation	5289	233	63	110	0	0

**Notes**

1. Fee for Fastag vehicles passing two toll plazas, is collected at two plazas in few cases and therefore section wise traffic details will not be available at one plaza for same.
2. All Non-tollable traffic could not be recorded/reported due to unavailability of adequate Lanes & systems. Non-Tollable count includes Reuse of daily/return/monthly pass, exit trips, exemption and violations.
3. Reporting (FASTag/Cash/Card) - 12:00:00 AM to 11:59:59 PM.
4. Fastag Collection is net of Acquiring Bank Charges
5. FASTag Debit Adjustment/Chargeback Received from Bank (Net)
6. Double user fee (from cash vehicles entering dedicated Fastag lane) collected from vehicles are reported separately (count and revenue). These are included in vehicle category wise count and revenue.
7. Annual FASTag pass w.e.f. 15 August 2025 as per directions of MPEL vide letter no MPEL/DIC/2025/676 dated August 14, 2025.
8. Annual Pass Toll Revenue receivable (as given in the table above) is not included in the column 'Fee Collected'.
9. '1.25' times User Fee via UPI for vehicles without a valid FASTag w.e.f. 15 November 2025 as per directions of MPEL vide letter no MPEL/02/DIC/968 dated 10 November 2025.



**MONTHLY/DAILY FEE STATEMENT**

Project Highway: National Highway NH-48

Day/Month: 26-Nov-2025

Sr. No.	Name of Toll Plaza Location	Chainage
1	National Highway NH-48 (From Km. 20+400 to 131+200) Shedung	103+350

Type of Vehicle	For corresponding day/month of previous year 26-Nov-2024		For preceding day/month 25-Nov-2025		For the day/month reported upon 26-Nov-2025		
	No. of Vehicles	Fee collected (in lakh Rs.)	No. of Vehicles	Fee collected (in lakh Rs.)	Fee per Vehicle (in Rs.)	No. of Vehicles	Fee collected (in lakh Rs.)
1	2	3	4	5	6	7	8
A-Car (Note-7)	10214	598640	11636	657580	Note-1	11954	668367
B-LCV	1136	112793	1261	127045		1310	132200
C-Bus	1288	266002	1313	276325		1243	253650
D-Truck	0	0	0	0		0	0
E-Three-axle vehicle	0	0	0	0		0	0
F-Multi-axle Truck	1668	672991	1723	682717		1987	798249
G-Oversized vehicle	0	0	0	0		0	0
FASTag Debit Adjustment/ Chargeback Received from Bank (Net) (Note-5)	0	1234	0	639	Note-5	0	435
<b>H- Total</b>	<b>14306</b>	<b>1651660</b>	<b>15933</b>	<b>1744306</b>		<b>16494</b>	<b>1852902</b>

**Day/Month wise Opening Balance of Toll Collection & Traffic**

Day	26										
Month	11										
Year	2025										
Toll Depositing Bank	State Bank Of India										
Bank Account No.	39177623786										
Transaction Type	Car/Jeep Count	Total Car/ Jeep Amount (in Rs.)	Bus/Truck Count	Total Bus / Truck Amount (in Rs.)	LCV Count	Total LCV Amount (in Rs.)	MAV (Multi Axle Vehicle Count)	Total MAV (Multi Axle Vehicle) Amount (in Rs.)	Three Axle Count	Three Axle Count Amount (in Rs.)	FASTag Debit Adjustment/ Chargeback Received from Bank (Net)
1	2	3	4	5	8	9	10	11	12	13	Note-5
Single Journey	6462	270945	695	117575	805	69140	1529	556095	0	0	435
Monthly Pass Sales	1	359	0	0	0	0	0	0	0	0	0
Daily Pass Sales	4346	308187	505	124855	487	60756	436	230528	0	0	0
Local Pass Sales	0	0	0	0	0	0	0	0	0	0	0
Return Pass Sales	0	0	0	0	0	0	0	0	0	0	0
Double User Fee (FASTag Lane Violation) (Note-6)	613	57622	19	6270	7	1162	7	4970	0	0	0
1.25 times User Fee via UPI (FASTag Lane Violation) (Note-9)	532	31255	24	4950	11	1141	15	6656	0	0	0

Traffic and Revenue Receivable (Annual Pass - Note 7)		
Transaction Type	Car/Jeep Count	Total Car/ Jeep Amount (in Rs.)
1	2	3
Annual Pass	1001	55432

Total Non-Tollable Traffic Count Entry Details (Note-2)						
Transaction Type	Car/Jeep Count	Bus/Truck Count	LCV Count	MAV (Multi Axle Vehicle Count)	Three Axle Count	
1	2	3	5	6	7	
Reuse & Exit	5232	713	615	526		0
Exemption & Violation	5260	231	49	167		0

**Notes**

1. Fee for Fastag vehicles passing two toll plazas, is collected at two plazas in few cases and therefore section wise traffic details will not be available at one plaza for same.
2. All Non-tollable traffic could not be recorded/reported due to unavailability of adequate Lanes & systems. Non-Tollable count includes Reuse of daily/return/monthly pass, exit trips, exemption and violations.
3. Reporting (FASTag/Cash/Card) - 12:00:00 AM to 11:59:59 PM.
4. Fastag Collection is net of Acquiring Bank Charges
5. FASTag Debit Adjustment/Chargeback Received from Bank (Net)
6. Double user fee (from cash vehicles entering dedicated Fastag lane) collected from vehicles are reported separately (count and revenue). These are included in vehicle category wise count and revenue.
7. Annual FASTag pass w.e.f. 15 August 2025 as per directions of MPEL vide letter no MPEL/DIC/2025/676 dated August 14, 2025.
8. Annual Pass Toll Revenue receivable (as given in the table above) is not included in the column 'Fee Collected'.
9. '1.25' times User Fee via UPI for vehicles without a valid FASTag w.e.f. 15 November 2025 as per directions of MPEL vide letter no MPEL/02/DIC/968 dated 10 November 2025.



**MONTHLY/DAILY FEE STATEMENT**

Project Highway: National Highway NH-48

Day/Month: 27-Nov-2025

Sr. No.	Name of Toll Plaza Location	Chainage
1	Shedung National Highway NH-48 (From Km. 20+400 to 131+200)	103+350

Type of Vehicle	For corresponding day/month of previous year 27-Nov-2024		For preceding day/month 26-Nov-2025		For the day/month reported upon 27-Nov-2025		
	No. of Vehicles	Fee collected (in lakh Rs.)	No. of Vehicles	Fee collected (in lakh Rs.)	Fee per Vehicle (in Rs.)	No. of Vehicles	Fee collected (in lakh Rs.)
1	2	3	4	5	6	7	8
A-Car (Note-7)	10813	639328	11954	668367	Note-1	11351	639776
B-LCV	1213	121890	1310	132200		1248	125283
C-Bus	1326	393369	1243	253650		1284	258954
D-Truck	0	0	0	0		0	0
E-Three-axle vehicle	0	0	0	0		0	0
F-Multi-axle Truck	1837	751381	1987	798249		1866	751577
G-Oversized vehicle	0	0	0	0		0	0
FASTag Debit Adjustment/ Chargeback Received from Bank (Net) (Note-5)	0	528	0	435	Note-5	0	1292
<b>H- Total</b>	<b>15189</b>	<b>1906496</b>	<b>16494</b>	<b>1852902</b>		<b>15749</b>	<b>1776882</b>

**Day/Month wise Opening Balance of Toll Collection & Traffic**

Day	27										
Month	11										
Year	2025										
Toll Depositing Bank	State Bank Of India										
Bank Account No.	39177623786										
Transaction Type	Car/Jeep Count	Total Car/ Jeep Amount (in Rs.)	Bus/Truck Count	Total Bus / Truck Amount (in Rs.)	LCV Count	Total LCV Amount (in Rs.)	MAV (Multi Axle Vehicle Count)	Total MAV (Multi Axle Vehicle) Amount (in Rs.)	Three Axle Count	Three Axle Count Amount (in Rs.)	FASTag Debit Adjustment/ Chargeback Received from Bank (Net)
1	2	3	4	5	8	9	10	11	12	13	Note-5
Single Journey	5881	245399	762	129272	768	65639	1438	522001	0	0	1292
Monthly Pass Sales	0	0	0	0	0	0	0	0	0	0	0
Daily Pass Sales	4392	311199	488	120442	449	55743	407	215464	0	0	0
Local Pass Sales	0	0	0	0	0	0	0	0	0	0	0
Return Pass Sales	0	0	0	0	0	0	0	0	0	0	0
Double User Fee (FASTag Lane Violation) (Note-6)	563	52922	18	5940	11	1826	18	12780	0	0	0
1.25 times User Fee via UPI (FASTag Lane Violation) (Note-9)	515	30256	16	3300	20	2075	3	1331	0	0	0

Traffic and Revenue Receivable (Annual Pass - Note 7)		
Transaction Type	Car/Jeep Count	Total Car/ Jeep Amount (in Rs.)
1	2	3
Annual Pass	977	54345

Total Non-Tollable Traffic Count Entry Details (Note-2)						
Transaction Type	Car/Jeep Count	Bus/Truck Count	LCV Count	MAV (Multi Axle Vehicle Count)	Three Axle Count	
1	2	3	5	6	7	
Reuse & Exit	5199	716	556	530		0
Exemption & Violation	5298	232	51	197		0

**Notes**

1. Fee for Fastag vehicles passing two toll plazas, is collected at two plazas in few cases and therefore section wise traffic details will not be available at one plaza for same.
2. All Non-tollable traffic could not be recorded/reported due to unavailability of adequate Lanes & systems. Non-Tollable count includes Reuse of daily/return/monthly pass, exit trips, exemption and violations.
3. Reporting (FASTag/Cash/Card) - 12:00:00 AM to 11:59:59 PM.
4. Fastag Collection is net of Acquiring Bank Charges
5. FASTag Debit Adjustment/Chargeback Received from Bank (Net)
6. Double user fee (from cash vehicles entering dedicated Fastag lane) collected from vehicles are reported separately (count and revenue). These are included in vehicle category wise count and revenue.
7. Annual FASTag pass w.e.f. 15 August 2025 as per directions of MPEL vide letter no MPEL/DIC/2025/676 dated August 14, 2025.
8. Annual Pass Toll Revenue receivable (as given in the table above) is not included in the column 'Fee Collected'.
9. '1.25' times User Fee via UPI for vehicles without a valid FASTag w.e.f. 15 November 2025 as per directions of MPEL vide letter no MPEL/02/DIC/968 dated 10 November 2025.



**MONTHLY/DAILY FEE STATEMENT**

Project Highway: National Highway NH-48

Day/Month: 28-Nov-2025

Sr. No.	Name of Toll Plaza Location	Chainage
National Highway NH-48 (From Km. 20+400 to 131+200)		
1	Shedung	103+350

Type of Vehicle	For corresponding day/month of previous year 28-Nov-2024		For preceding day/month 27-Nov-2025		For the day/month reported upon 28-Nov-2025		
	No. of Vehicles	Fee collected (in lakh Rs.)	No. of Vehicles	Fee collected (in lakh Rs.)	Fee per Vehicle (in Rs.)	No. of Vehicles	Fee collected (in lakh Rs.)
1	2	3	4	5	6	7	8
A-Car (Note-7)	10354	610641	11351	639776		12707	704706
B-LCV	1243	125683	1248	125283		1290	131389
C-Bus	1324	273779	1284	258954		1329	266448
D-Truck	0	0	0	0	Note-1	0	0
E-Three-axle vehicle	0	0	0	0		0	0
F-Multi-axle Truck	1760	713427	1866	751577		1913	770211
G-Oversized vehicle	0	0	0	0		0	0
FASTag Debit Adjustment/ Chargeback Received from Bank (Net) (Note-5)	0	0	0	1292	Note-5	0	-310
<b>H- Total</b>	<b>14681</b>	<b>1723531</b>	<b>15749</b>	<b>1776882</b>		<b>17239</b>	<b>1872444</b>

**Day/Month wise Opening Balance of Toll Collection & Traffic**

Day	28										
Month	11										
Year	2025										
Toll Depositing Bank	State Bank Of India										
Bank Account No.	39177623786										
Transaction Type	Car/Jeep Count	Total Car/ Jeep Amount (in Rs.)	Bus/Truck Count	Total Bus / Truck Amount (in Rs.)	LCV Count	Total LCV Amount (in Rs.)	MAV (Multi Axle Vehicle Count)	Total MAV (Multi Axle Vehicle) Amount (in Rs.)	Three Axle Count	Three Axle Count Amount (in Rs.)	FASTag Debit Adjustment/ Chargeback Received from Bank (Net)
1	2	3	4	5	8	9	10	11	12	13	Note-5
Single Journey	6961	291369	793	132849	797	67667	1455	527968	0	0	-310
Monthly Pass Sales	4	1437	0	0	1	2486	0	0	0	0	0
Daily Pass Sales	4538	320014	481	118914	465	57813	429	227244	0	0	0
Local Pass Sales	0	0	0	0	0	0	0	0	0	0	0
Return Pass Sales	0	0	0	0	0	0	0	0	0	0	0
Double User Fee (FASTag Lane Violation) (Note-6)	600	56400	27	8910	10	1660	8	5680	0	0	0
1.25 times User Fee via UPI (FASTag Lane Violation) (Note-9)	604	35485	28	5775	17	1764	21	9319	0	0	0

Traffic and Revenue Receivable (Annual Pass - Note 7)		
Transaction Type	Car/Jeep Count	Total Car/ Jeep Amount (in Rs.)
1	2	3
Annual Pass	1036	57377

Total Non-Tollable Traffic Count Entry Details (Note-2)						
Transaction Type	Car/Jeep Count	Bus/Truck Count	LCV Count	MAV (Multi Axle Vehicle Count)	Three Axle Count	
1	2	3	5	6	7	
Reuse & Exit	5381	692	576	619	0	
Exemption & Violation	5230	199	55	113	0	

**Notes**

1. Fee for Fastag vehicles passing two toll plazas, is collected at two plazas in few cases and therefore section wise traffic details will not be available at one plaza for same.
2. All Non-tollable traffic could not be recorded/reported due to unavailability of adequate Lanes & systems. Non-Tollable count includes Reuse of daily/return/monthly pass, exit trips, exemption and violations.
3. Reporting (FASTag/Cash/Card) - 12:00:00 AM to 11:59:59 PM.
4. Fastag Collection is net of Acquiring Bank Charges
5. FASTag Debit Adjustment/Chargeback Received from Bank (Net)
6. Double user fee (from cash vehicles entering dedicated Fastag lane) collected from vehicles are reported separately (count and revenue). These are included in vehicle category wise count and revenue.
7. Annual FASTag pass w.e.f. 15 August 2025 as per directions of MPEL vide letter no MPEL/DIC/2025/676 dated August 14, 2025.
8. Annual Pass Toll Revenue receivable (as given in the table above) is not included in the column 'Fee Collected'.
9. '1.25' times User Fee via UPI for vehicles without a valid FASTag w.e.f. 15 November 2025 as per directions of MPEL vide letter no MPEL/02/DIC/968 dated 10 November 2025.



**MONTHLY/DAILY FEE STATEMENT**

Project Highway: National Highway NH-48

Day/Month: 29-Nov-2025

Sr. No.	Name of Toll Plaza Location	Chainage
1	Shedung National Highway NH-48 (From Km. 20+400 to 131+200)	103+350

Type of Vehicle	For corresponding day/month of previous year 29-Nov-2024		For preceding day/month 28-Nov-2025		For the day/month reported upon 29-Nov-2025		
	No. of Vehicles	Fee collected (in lakh Rs.)	No. of Vehicles	Fee collected (in lakh Rs.)	Fee per Vehicle (in Rs.)	No. of Vehicles	Fee collected (in lakh Rs.)
1	2	3	4	5	6	7	8
A-Car (Note-7)	11320	658058	12707	704706	Note-1	15407	855417
B-LCV	1194	121006	1290	131389		1282	127642
C-Bus	1263	257636	1329	266448		1385	291968
D-Truck	0	0	0	0		0	0
E-Three-axle vehicle	0	0	0	0		0	0
F-Multi-axle Truck	1907	762448	1913	770211		1847	825117
G-Oversized vehicle	0	0	0	0		0	0
FASTag Debit Adjustment/ Chargeback Received from Bank (Net) (Note-5)	0	1320	0	-310	Note-5	0	1016
<b>H- Total</b>	<b>15684</b>	<b>1800468</b>	<b>17239</b>	<b>1872444</b>		<b>19921</b>	<b>2101160</b>

**Day/Month wise Opening Balance of Toll Collection & Traffic**

Day	29										
Month	11										
Year	2025										
Toll Depositing Bank	State Bank Of India										
Bank Account No.	39177623786										
Transaction Type	Car/Jeep Count	Total Car/ Jeep Amount (in Rs.)	Bus/Truck Count	Total Bus / Truck Amount (in Rs.)	LCV Count	Total LCV Amount (in Rs.)	MAV (Multi Axle Vehicle Count)	Total MAV (Multi Axle Vehicle) Amount (in Rs.)	Three Axle Count	Three Axle Count Amount (in Rs.)	FASTag Debit Adjustment/ Chargeback Received from Bank (Net)
1	2	3	4	5	8	9	10	11	12	13	Note-5
Single Journey	9145	394640	824	137067	804	66699	1419	506243	0	0	1016
Monthly Pass Sales	9	6738	3	14824	1	1258	9	95680	0	0	0
Daily Pass Sales	4865	343835	506	125021	450	56013	395	210413	0	0	0
Local Pass Sales	0	0	0	0	0	0	0	0	0	0	0
Return Pass Sales	0	0	0	0	0	0	0	0	0	0	0
Double User Fee (FASTag Lane Violation) (Note-6)	813	76422	35	11550	14	2324	8	5680	0	0	0
1.25 times User Fee via UPI (FASTag Lane Violation) (Note-9)	575	33781	17	3506	13	1349	16	7100	0	0	0

Traffic and Revenue Receivable (Annual Pass - Note 7)		
Transaction Type	Car/Jeep Count	Total Car/ Jeep Amount (in Rs.)
1	2	3
Annual Pass	1086	59837

Total Non-Tollable Traffic Count Entry Details (Note-2)					
Transaction Type	Car/Jeep Count	Bus/Truck Count	LCV Count	MAV (Multi Axle Vehicle Count)	Three Axle Count
1	2	3	5	6	7
Reuse & Exit	5649	700	549	517	0
Exemption & Violation	5569	205	55	116	0

- Notes**
1. Fee for Fastag vehicles passing two toll plazas, is collected at two plazas in few cases and therefore section wise traffic details will not be available at one plaza for same.
  2. All Non-tollable traffic could not be recorded/reported due to unavailability of adequate Lanes & systems. Non-Tollable count includes Reuse of daily/return/monthly pass, exit trips, exemption and violations.
  3. Reporting (FASTag/Cash/Card) - 12:00:00 AM to 11:59:59 PM.
  4. Fastag Collection is net of Acquiring Bank Charges
  5. FASTag Debit Adjustment/Chargeback Received from Bank (Net)
  6. Double user fee (from cash vehicles entering dedicated Fastag lane) collected from vehicles are reported separately (count and revenue). These are included in vehicle category wise count and revenue.
  7. Annual FASTag pass w.e.f. 15 August 2025 as per directions of MPEL vide letter no MPEL/DIC/2025/676 dated August 14, 2025.
  8. Annual Pass Toll Revenue receivable (as given in the table above) is not included in the column 'Fee Collected'.
  9. '1.25' times User Fee via UPI for vehicles without a valid FASTag w.e.f. 15 November 2025 as per directions of MPEL vide letter no MPEL/02/DIC/968 dated 10 November 2025.



**MONTHLY/DAILY FEE STATEMENT**

Project Highway: National Highway NH-48

Day/Month: 30-Nov-2025

Sr. No.	Name of Toll Plaza Location	Chainage
1	National Highway NH-48 (From Km. 20+400 to 131+200) Shedung	103+350

Type of Vehicle	For corresponding day/month of previous year 30-Nov-2024		For preceding day/month 29-Nov-2025		For the day/month reported upon 30-Nov-2025		
	No. of Vehicles	Fee collected (in lakh Rs.)	No. of Vehicles	Fee collected (in lakh Rs.)	Fee per Vehicle (in Rs.)	No. of Vehicles	Fee collected (in lakh Rs.)
1	2	3	4	5	6	7	8
A-Car (Note-7)	13995	855812	15407	855417	Note-1	16137	937281
B-LCV	1265	135463	1282	127642		854	110385
C-Bus	1326	312059	1385	291968		984	235277
D-Truck	0	0	0	0		0	0
E-Three-axle vehicle	0	0	0	0		0	0
F-Multi-axle Truck	1738	714744	1847	825117		1514	604387
G-Oversized vehicle	0	0	0	0		0	0
FASTag Debit Adjustment/ Chargeback Received from Bank (Net) (Note-5)	0	406	0	1016	Note-5	0	2610
<b>H- Total</b>	<b>18324</b>	<b>2018484</b>	<b>19921</b>	<b>2101160</b>		<b>19489</b>	<b>1889940</b>

**Day/Month wise Opening Balance of Toll Collection & Traffic**

Day	30										
Month	11										
Year	2025										
Toll Depositing Bank	State Bank Of India										
Bank Account No.	39177623786										
Transaction Type	Car/Jeep Count	Total Car/ Jeep Amount (in Rs.)	Bus/Truck Count	Total Bus / Truck Amount (in Rs.)	LCV Count	Total LCV Amount (in Rs.)	MAV (Multi Axle Vehicle Count)	Total MAV (Multi Axle Vehicle) Amount (in Rs.)	Three Axle Count	Three Axle Count Amount (in Rs.)	FASTag Debit Adjustment/ Chargeback Received from Bank (Net)
1	2	3	4	5	8	9	10	11	12	13	Note-5
Single Journey	8980	394420	600	101222	605	51108	1200	437009	0	0	2610
Monthly Pass Sales	38	26293	8	39530	13	29857	0	0	0	0	0
Daily Pass Sales	5411	382664	333	82315	216	26909	289	153356	0	0	0
Local Pass Sales	0	0	0	0	0	0	0	0	0	0	0
Return Pass Sales	0	0	0	0	0	0	0	0	0	0	0
Double User Fee (FASTag Lane Violation) (Note-6)	952	89488	27	8910	7	1162	11	7810	0	0	0
1.25 times User Fee via UPI (FASTag Lane Violation) (Note-9)	756	44415	16	3300	13	1349	14	6213	0	0	0

Traffic and Revenue Receivable (Annual Pass - Note 7)		
Transaction Type	Car/Jeep Count	Total Car/ Jeep Amount (in Rs.)
1	2	3
Annual Pass	1111	61439

Total Non-Tollable Traffic Count Entry Details (Note-2)						
Transaction Type	Car/Jeep Count	Bus/Truck Count	LCV Count	MAV (Multi Axle Vehicle Count)	Three Axle Count	
1	2	3	5	6	7	
Reuse & Exit	6030	532	281	397		0
Exemption & Violation	5512	146	43	79		0

**Notes**

1. Fee for Fastag vehicles passing two toll plazas, is collected at two plazas in few cases and therefore section wise traffic details will not be available at one plaza for same.
2. All Non-tollable traffic could not be recorded/reported due to unavailability of adequate Lanes & systems. Non-Tollable count includes Reuse of daily/return/monthly pass, exit trips, exemption and violations.
3. Reporting (FASTag/Cash/Card) - 12:00:00 AM to 11:59:59 PM.
4. Fastag Collection is net of Acquiring Bank Charges
5. FASTag Debit Adjustment/Chargeback Received from Bank (Net)
6. Double user fee (from cash vehicles entering dedicated Fastag lane) collected from vehicles are reported separately (count and revenue). These are included in vehicle category wise count and revenue.
7. Annual FASTag pass w.e.f. 15 August 2025 as per directions of MPEL vide letter no MPEL/DIC/2025/676 dated August 14, 2025.
8. Annual Pass Toll Revenue receivable (as given in the table above) is not included in the column 'Fee Collected'.
9. '1.25' times User Fee via UPI for vehicles without a valid FASTag w.e.f. 15 November 2025 as per directions of MPEL vide letter no MPEL/02/DIC/968 dated 10 November 2025.



**MONTHLY/DAILY FEE STATEMENT**

Project Highway: National Highway NH-48

Day/Month: 01-Nov-2025

Sr. No.	Name of Toll Plaza Location	Chainage
National Highway NH-48 (from Km. 20+400 to 131+200)		
1	Shilphata	103+350

Type of Vehicle	For corresponding day/month of previous year 1-Nov-2024		For preceding day/month 31-Oct-2025		For the day/month reported upon 1-Nov-2025		
	No. of Vehicles	Fee collected (in lakh Rs.)	No. of Vehicles	Fee collected (in lakh Rs.)	Fee per Vehicle (in Rs.)	No. of Vehicles	Fee collected (in lakh Rs.)
1	2	3	4	5	6	7	8
A-Car (Note-7)	5742	371095	7821	450420	Note-1	8377	505063
B-LCV	448	46883	904	102810		892	89548
C-Bus	1234	231062	2628	489931		2546	470858
D-Truck	0	0	0	0		0	0
E-Three-axle vehicle	0	0	0	0		0	0
F-Multi-axle Truck	2508	940831	4962	1878651		4975	1870866
G-Oversized vehicle	0	0	0	0		0	0
FASTag Debit Adjustment/ Chargeback Received from Bank (Net) (Note-5)	0	0	0	1239	Note-5	0	684
<b>H- Total</b>	<b>9932</b>	<b>1589872</b>	<b>16315</b>	<b>2923052</b>		<b>16790</b>	<b>2937019</b>

**Day/Month wise Opening Balance of Toll Collection & Traffic**

Day	1
Month	11
Year	2025
Toll Depositing Bank	State Bank Of India
Bank Account No.	39177623786

Transaction Type	Car/Jeep Count	Total Car/ Jeep Amount (in Rs.)	Bus/Truck Count	Total Bus / Truck Amount (in Rs.)	LCV Count	Total LCV Amount (in Rs.)	MAV (Multi Axle Vehicle Count)	Total MAV (Multi Axle Vehicle) Amount (in Rs.)	Three Axle Count	Three Axle Count Amount (in Rs.)	FASTag Debit Adjustment/ Chargeback Received from Bank (Net)
1	2	3	4	5	8	9	10	11	12	13	Note-5
Single Journey	5617	256151	2029	335244	658	54713	4401	1560564	0	0	684
Monthly Pass Sales	68	35697	1	4941	2	4971	0	0	0	0	0
Daily Pass Sales	1696	119592	473	116484	210	26212	539	285452	0	0	0
Local Pass Sales	0	0	0	0	0	0	0	0	0	0	0
Return Pass Sales	0	0	0	0	0	0	0	0	0	0	0
Double User Fee (FASTag Lane Violation) (Note-6)	996	93624	43	14190	22	3652	35	24850	0	0	0

Traffic and Revenue Receivable (Annual Pass - Note 7)		
Transaction Type	Car/Jeep Count	Total Car/ Jeep Amount (in Rs.)
1	2	3
Annual Pass	462	24747

Total Non-Tollable Traffic Count Entry Details (Note-2)					
Transaction Type	Car/Jeep Count	Bus/Truck Count	LCV Count	MAV (Multi Axle Vehicle Count)	Three Axle Count
1	2	3	5	6	7
Reuse & Exit	2066	509	272	564	0
Exemption & Violation	4038	180	76	144	0

**Notes**

1. Fee for Fastag vehicles passing two toll plazas, is collected at two plazas in few cases and therefore section wise traffic details will not be available at one plaza for same.
2. All Non-tollable traffic could not be recorded/reported due to unavailability of adequate Lanes & systems. Non-Tollable count includes Reuse of daily/return/monthly pass, exit trips, exemption and violations.
3. Reporting (FASTag/Cash/Card) - 12:00:00 AM to 11:59:59 PM.
4. Fastag Collection is net of Acquiring Bank Charges
5. FASTag Debit Adjustment/Chargeback Received from Bank (Net)
6. Double user fee (from cash vehicles entering dedicated Fastag lane) collected from vehicles are reported separately (count and revenue). These are included in vehicle category wise count and revenue.
7. Annual FASTag pass w.e.f. 15 August 2025 as per directions of MPEL vide letter no MPEL/DIC/2025/676 dated August 14, 2025.
8. Annual Pass Toll Revenue receivable (as given in the table above) is not included in the column 'Fee Collected'.



**MONTHLY/DAILY FEE STATEMENT**

Project Highway: National Highway NH-48

Day/Month: 02-Nov-2025

Sr. No.	Name of Toll Plaza Location	Chainage
National Highway NH-48 (from Km. 20+400 to 131+200)		
1	Shilphata	103+350

Type of Vehicle	For corresponding day/month of previous year 2-Nov-2024		For preceding day/month 1-Nov-2025		For the day/month reported upon 2-Nov-2025		
	No. of Vehicles	Fee collected (in lakh Rs.)	No. of Vehicles	Fee collected (in lakh Rs.)	Fee per Vehicle (in Rs.)	No. of Vehicles	Fee collected (in lakh Rs.)
1	2	3	4	5	6	7	8
A-Car (Note-7)	9144	541482	8377	505063	Note-1	9015	519429
B-LCV	435	45529	892	89548		663	66180
C-Bus	1130	206686	2546	470858		1980	361086
D-Truck	0	0	0	0		0	0
E-Three-axle vehicle	0	0	0	0		0	0
F-Multi-axle Truck	2454	916559	4975	1870866		4694	1744167
G-Oversized vehicle	0	0	0	0		0	0
FASTag Debit Adjustment/ Chargeback Received from Bank (Net) (Note-5)	0	1108	0	684	Note-5	0	0
<b>H- Total</b>	<b>13163</b>	<b>1711364</b>	<b>16790</b>	<b>2937019</b>		<b>16352</b>	<b>2690863</b>

**Day/Month wise Opening Balance of Toll Collection & Traffic**

Day	2
Month	11
Year	2025
Toll Depositing Bank	State Bank Of India
Bank Account No.	39177623786

Transaction Type	Car/Jeep Count	Total Car/ Jeep Amount (in Rs.)	Bus/Truck Count	Total Bus / Truck Amount (in Rs.)	LCV Count	Total LCV Amount (in Rs.)	MAV (Multi Axle Vehicle Count)	Total MAV (Multi Axle Vehicle) Amount (in Rs.)	Three Axle Count	Three Axle Count Amount (in Rs.)	FASTag Debit Adjustment/ Chargeback Received from Bank (Net)
1	2	3	4	5	8	9	10	11	12	13	Note-5
Single Journey	5967	274656	1649	272383	484	40161	4258	1510593	0	0	0
Monthly Pass Sales	15	6439	1	4941	2	3743	0	0	0	0	0
Daily Pass Sales	1989	140268	297	72872	168	20782	411	215825	0	0	0
Local Pass Sales	0	0	0	0	0	0	0	0	0	0	0
Return Pass Sales	0	0	0	0	0	0	0	0	0	0	0
Double User Fee (FASTag Lane Violation) (Note-6)	1044	98066	33	10890	9	1494	25	17750	0	0	0

Traffic and Revenue Receivable (Annual Pass - Note 7)		
Transaction Type	Car/Jeep Count	Total Car/ Jeep Amount (in Rs.)
1	2	3
Annual Pass	476	25070

Total Non-Tollable Traffic Count Entry Details (Note-2)					
Transaction Type	Car/Jeep Count	Bus/Truck Count	LCV Count	MAV (Multi Axle Vehicle Count)	Three Axle Count
1	2	3	5	6	7
Reuse & Exit	2376	341	222	446	0
Exemption & Violation	4594	158	64	108	0

**Notes**

1. Fee for Fastag vehicles passing two toll plazas, is collected at two plazas in few cases and therefore section wise traffic details will not be available at one plaza for same.
2. All Non-tollable traffic could not be recorded/reported due to unavailability of adequate Lanes & systems. Non-Tollable count includes Reuse of daily/return/monthly pass, exit trips, exemption and violations.
3. Reporting (FASTag/Cash/Card) - 12:00:00 AM to 11:59:59 PM.
4. Fastag Collection is net of Acquiring Bank Charges
5. FASTag Debit Adjustment/Chargeback Received from Bank (Net)
6. Double user fee (from cash vehicles entering dedicated Fastag lane) collected from vehicles are reported separately (count and revenue). These are included in vehicle category wise count and revenue.
7. Annual FASTag pass w.e.f. 15 August 2025 as per directions of MPEL vide letter no MPEL/DIC/2025/676 dated August 14, 2025.
8. Annual Pass Toll Revenue receivable (as given in the table above) is not included in the column 'Fee Collected'.



**MONTHLY/DAILY FEE STATEMENT**

Project Highway: National Highway NH-48

Day/Month: 03-Nov-2025

Sr. No.	Name of Toll Plaza Location	Chainage
National Highway NH-48 (from Km. 20+400 to 131+200)		
1	Shilphata	103+350

Type of Vehicle	For corresponding day/month of previous year 3-Nov-2024		For preceding day/month 2-Nov-2025		For the day/month reported upon 3-Nov-2025		
	No. of Vehicles	Fee collected (in lakh Rs.)	No. of Vehicles	Fee collected (in lakh Rs.)	Fee per Vehicle (in Rs.)	No. of Vehicles	Fee collected (in lakh Rs.)
1	2	3	4	5	6	7	8
A-Car (Note-7)	9751	573252	9015	519429	Note-1	7792	453263
B-LCV	335	36879	663	66180		828	80713
C-Bus	1019	184380	1980	361086		2333	434454
D-Truck	0	0	0	0		0	0
E-Three-axle vehicle	0	0	0	0		0	0
F-Multi-axle Truck	2092	781643	4694	1744167		4682	1756124
G-Oversized vehicle	0	0	0	0		0	0
FASTag Debit Adjustment/ Chargeback Received from Bank (Net) (Note-5)	0	0	0	0	Note-5	0	1421
<b>H-Total</b>	<b>13197</b>	<b>1576155</b>	<b>16352</b>	<b>2690863</b>		<b>15635</b>	<b>2725976</b>

**Day/Month wise Opening Balance of Toll Collection & Traffic**

Day	3
Month	11
Year	2025
Toll Depositing Bank	State Bank Of India
Bank Account No.	39177623786

Transaction Type	Car/Jeep Count	Total Car/ Jeep Amount (in Rs.)	Bus/Truck Count	Total Bus / Truck Amount (in Rs.)	LCV Count	Total LCV Amount (in Rs.)	MAV (Multi Axle Vehicle Count)	Total MAV (Multi Axle Vehicle) Amount (in Rs.)	Three Axle Count	Three Axle Count Amount (in Rs.)	FASTag Debit Adjustment/ Chargeback Received from Bank (Net)
1	2	3	4	5	8	9	10	11	12	13	Note-5
Single Journey	5111	230725	1785	294946	592	49223	4176	1482411	0	0	1421
Monthly Pass Sales	31	16381	0	0	1	1258	0	0	0	0	0
Daily Pass Sales	1831	129171	486	119048	212	26415	472	249572	0	0	0
Local Pass Sales	0	0	0	0	0	0	0	0	0	0	0
Return Pass Sales	0	0	0	0	0	0	0	0	0	0	0
Double User Fee (FASTag Lane Violation) (Note-6)	819	76986	62	20460	23	3818	34	24140	0	0	0

Traffic and Revenue Receivable (Annual Pass - Note 7)		
Transaction Type	Car/Jeep Count	Total Car/ Jeep Amount (in Rs.)
1	2	3
Annual Pass	549	29114

Total Non-Tollable Traffic Count Entry Details (Note-2)					
Transaction Type	Car/Jeep Count	Bus/Truck Count	LCV Count	MAV (Multi Axle Vehicle Count)	Three Axle Count
1	2	3	5	6	7
Reuse & Exit	2287	533	290	486	0
Exemption & Violation	4151	223	87	112	0

**Notes**

1. Fee for Fastag vehicles passing two toll plazas, is collected at two plazas in few cases and therefore section wise traffic details will not be available at one plaza for same.
2. All Non-tollable traffic could not be recorded/reported due to unavailability of adequate Lanes & systems. Non-Tollable count includes Reuse of daily/return/monthly pass, exit trips, exemption and violations.
3. Reporting (FASTag/Cash/Card) - 12:00:00 AM to 11:59:59 PM.
4. Fastag Collection is net of Acquiring Bank Charges
5. FASTag Debit Adjustment/Chargeback Received from Bank (Net)
6. Double user fee (from cash vehicles entering dedicated Fastag lane) collected from vehicles are reported separately (count and revenue). These are included in vehicle category wise count and revenue.
7. Annual FASTag pass w.e.f. 15 August 2025 as per directions of MPEL vide letter no MPEL/DIC/2025/676 dated August 14, 2025.
8. Annual Pass Toll Revenue receivable (as given in the table above) is not included in the column 'Fee Collected'.



**MONTHLY/DAILY FEE STATEMENT**

Project Highway: National Highway NH-48

Day/Month: 04-Nov-2025

Sr. No.	Name of Toll Plaza Location	Chainage
National Highway NH-48 (from Km. 20+400 to 131+200)		
1	Shilphata	103+350

Type of Vehicle	For corresponding day/month of previous year 4-Nov-2024		For preceding day/month 3-Nov-2025		For the day/month reported upon 4-Nov-2025		
	No. of Vehicles	Fee collected (in lakh Rs.)	No. of Vehicles	Fee collected (in lakh Rs.)	Fee per Vehicle (in Rs.)	No. of Vehicles	Fee collected (in lakh Rs.)
1	2	3	4	5	6	7	8
A-Car (Note-7)	8719	512266	7792	453263	Note-1	7155	414617
B-LCV	619	71307	828	80713		789	76199
C-Bus	1689	318771	2333	434454		2357	441969
D-Truck	0	0	0	0		0	0
E-Three-axle vehicle	0	0	0	0		0	0
F-Multi-axle Truck	3169	1194582	4682	1756124		5191	1965402
G-Oversized vehicle	0	0	0	0		0	0
FASTag Debit Adjustment/ Chargeback Received from Bank (Net) (Note-5)	0	1951	0	1421	Note-5	0	586
<b>H- Total</b>	<b>14196</b>	<b>2098877</b>	<b>15635</b>	<b>2725976</b>		<b>15492</b>	<b>2898773</b>

**Day/Month wise Opening Balance of Toll Collection & Traffic**

Day	4
Month	11
Year	2025
Toll Depositing Bank	State Bank Of India
Bank Account No.	39177623786

Transaction Type	Car/Jeep Count	Total Car/ Jeep Amount (in Rs.)	Bus/Truck Count	Total Bus / Truck Amount (in Rs.)	LCV Count	Total LCV Amount (in Rs.)	MAV (Multi Axle Vehicle Count)	Total MAV (Multi Axle Vehicle) Amount (in Rs.)	Three Axle Count	Three Axle Count Amount (in Rs.)	FASTag Debit Adjustment/ Chargeback Received from Bank (Net)
1	2	3	4	5	8	9	10	11	12	13	Note-5
Single Journey	4565	206293	1813	299422	545	45327	4538	1611410	0	0	586
Monthly Pass Sales	16	7876	1	4941	0	0	0	0	0	0	0
Daily Pass Sales	1766	124495	497	122425	229	28383	607	321333	0	0	0
Local Pass Sales	0	0	0	0	0	0	0	0	0	0	0
Return Pass Sales	0	0	0	0	0	0	0	0	0	0	0
Double User Fee (FASTag Lane Violation) (Note-6)	808	75952	46	15180	15	2490	46	32660	0	0	0

Traffic and Revenue Receivable (Annual Pass - Note 7)		
Transaction Type	Car/Jeep Count	Total Car/ Jeep Amount (in Rs.)
1	2	3
Annual Pass	502	26580

Total Non-Tollable Traffic Count Entry Details (Note-2)					
Transaction Type	Car/Jeep Count	Bus/Truck Count	LCV Count	MAV (Multi Axle Vehicle Count)	Three Axle Count
1	2	3	5	6	7
Reuse & Exit	2257	546	318	700	0
Exemption & Violation	4075	215	114	132	0

**Notes**

1. Fee for Fastag vehicles passing two toll plazas, is collected at two plazas in few cases and therefore section wise traffic details will not be available at one plaza for same.
2. All Non-tollable traffic could not be recorded/reported due to unavailability of adequate Lanes & systems. Non-Tollable count includes Reuse of daily/return/monthly pass, exit trips, exemption and violations.
3. Reporting (FASTag/Cash/Card) - 12:00:00 AM to 11:59:59 PM.
4. Fastag Collection is net of Acquiring Bank Charges
5. FASTag Debit Adjustment/Chargeback Received from Bank (Net)
6. Double user fee (from cash vehicles entering dedicated Fastag lane) collected from vehicles are reported separately (count and revenue). These are included in vehicle category wise count and revenue.
7. Annual FASTag pass w.e.f. 15 August 2025 as per directions of MPEL vide letter no MPEL/DIC/2025/676 dated August 14, 2025.
8. Annual Pass Toll Revenue receivable (as given in the table above) is not included in the column 'Fee Collected'.





**MONTHLY/DAILY FEE STATEMENT**

Project Highway: National Highway NH-48

Day/Month: 07-Nov-2025

Sr. No.	Name of Toll Plaza Location	Chainage
National Highway NH-48 (from Km. 20+400 to 131+200)		
1	Shilphata	103+350

Type of Vehicle	For corresponding day/month of previous year 7-Nov-2024		For preceding day/month 6-Nov-2025		For the day/month reported upon 7-Nov-2025		
	No. of Vehicles	Fee collected (in lakh Rs.)	No. of Vehicles	Fee collected (in lakh Rs.)	Fee per Vehicle (in Rs.)	No. of Vehicles	Fee collected (in lakh Rs.)
1	2	3	4	5	6	7	8
A-Car (Note-7)	6968	416426	7099	408115	Note-1	7066	400465
B-LCV	842	81932	941	91429		900	85765
C-Bus	2478	466741	2574	472563		2539	469970
D-Truck	0	0	0	0		0	0
E-Three-axle vehicle	0	0	0	0		0	0
F-Multi-axle Truck	4625	1748253	5003	1888510		5224	1976136
G-Oversized vehicle	0	0	0	0		0	0
FASTag Debit Adjustment/ Chargeback Received from Bank (Net) (Note-5)	0	685	0	741	Note-5	0	707
<b>H- Total</b>	<b>14913</b>	<b>2714037</b>	<b>15617</b>	<b>2861357</b>		<b>15729</b>	<b>2933044</b>

**Day/Month wise Opening Balance of Toll Collection & Traffic**

Day	7
Month	11
Year	2025
Toll Depositing Bank	State Bank Of India
Bank Account No.	39177623786

Transaction Type	Car/Jeep Count	Total Car/ Jeep Amount (in Rs.)	Bus/Truck Count	Total Bus / Truck Amount (in Rs.)	LCV Count	Total LCV Amount (in Rs.)	MAV (Multi Axle Vehicle Count)	Total MAV (Multi Axle Vehicle) Amount (in Rs.)	Three Axle Count	Three Axle Count Amount (in Rs.)	FASTag Debit Adjustment/ Chargeback Received from Bank (Net)
1	2	3	4	5	8	9	10	11	12	13	Note-5
Single Journey	4698	213286	1961	324153	650	53877	4581	1626824	0	0	707
Monthly Pass Sales	4	3534	0	0	0	0	0	0	0	0	0
Daily Pass Sales	1645	116059	536	131957	229	28402	589	310972	0	0	0
Local Pass Sales	0	0	0	0	0	0	0	0	0	0	0
Return Pass Sales	0	0	0	0	0	0	0	0	0	0	0
Double User Fee (FASTag Lane Violation) (Note-6)	719	67586	42	13860	21	3486	54	38340	0	0	0

Traffic and Revenue Receivable (Annual Pass - Note 7)		
Transaction Type	Car/Jeep Count	Total Car/ Jeep Amount (in Rs.)
1	2	3
Annual Pass	495	26041

Total Non-Tollable Traffic Count Entry Details (Note-2)					
Transaction Type	Car/Jeep Count	Bus/Truck Count	LCV Count	MAV (Multi Axle Vehicle Count)	Three Axle Count
1	2	3	5	6	7
Reuse & Exit	2107	587	310	604	0
Exemption & Violation	4308	222	111	119	0

**Notes**

- Fee for Fastag vehicles passing two toll plazas, is collected at two plazas in few cases and therefore section wise traffic details will not be available at one plaza for same.
- All Non-tollable traffic could not be recorded/reported due to unavailability of adequate Lanes & systems. Non-Tollable count includes Reuse of daily/return/monthly pass, exit trips, exemption and violations.
- Reporting (FASTag/Cash/Card) - 12:00:00 AM to 11:59:59 PM.
- Fastag Collection is net of Acquiring Bank Charges
- FASTag Debit Adjustment/Chargeback Received from Bank (Net)
- Double user fee (from cash vehicles entering dedicated Fastag lane) collected from vehicles are reported separately (count and revenue). These are included in vehicle category wise count and revenue.
- Annual FASTag pass w.e.f. 15 August 2025 as per directions of MPEL vide letter no MPEL/DIC/2025/676 dated August 14, 2025.
- Annual Pass Toll Revenue receivable (as given in the table above) is not included in the column 'Fee Collected'.



**MONTHLY/DAILY FEE STATEMENT**

Project Highway: National Highway NH-48

Day/Month: 08-Nov-2025

Sr. No.	Name of Toll Plaza Location	Chainage
National Highway NH-48 (from Km. 20+400 to 131+200)		
1	Shilphata	103+350

Type of Vehicle	For corresponding day/month of previous year 8-Nov-2024		For preceding day/month 7-Nov-2025		For the day/month reported upon 8-Nov-2025		
	No. of Vehicles	Fee collected (in lakh Rs.)	No. of Vehicles	Fee collected (in lakh Rs.)	Fee per Vehicle (in Rs.)	No. of Vehicles	Fee collected (in lakh Rs.)
1	2	3	4	5	6	7	8
A-Car (Note-7)	7200	417947	7066	400465	Note-1	7087	401475
B-LCV	821	79633	900	85765		848	80141
C-Bus	2519	467627	2539	469970		2595	478847
D-Truck	0	0	0	0		0	0
E-Three-axle vehicle	0	0	0	0		0	0
F-Multi-axle Truck	4472	1686940	5224	1976136		5201	1967320
G-Oversized vehicle	0	0	0	0		0	0
FASTag Debit Adjustment/ Chargeback Received from Bank (Net) (Note-5)	0	1045	0	707	Note-5	0	569
<b>H- Total</b>	<b>15012</b>	<b>2653192</b>	<b>15729</b>	<b>2933044</b>		<b>15731</b>	<b>2928352</b>

**Day/Month wise Opening Balance of Toll Collection & Traffic**

Day	8
Month	11
Year	2025
Toll Depositing Bank	0
Bank Account No.	39177623786

Transaction Type	Car/Jeep Count	Total Car/ Jeep Amount (in Rs.)	Bus/Truck Count	Total Bus / Truck Amount (in Rs.)	LCV Count	Total LCV Amount (in Rs.)	MAV (Multi Axle Vehicle Count)	Total MAV (Multi Axle Vehicle) Amount (in Rs.)	Three Axle Count	Three Axle Count Amount (in Rs.)	FASTag Debit Adjustment/ Chargeback Received from Bank (Net)
1	2	3	4	5	8	9	10	11	12	13	Note-5
Single Journey	4774	219177	2022	333813	629	52314	4542	1612888	0	0	569
Monthly Pass Sales	6	2156	0	0	0	0	0	0	0	0	0
Daily Pass Sales	1566	110488	525	129193	205	25503	621	327452	0	0	0
Local Pass Sales	0	0	0	0	0	0	0	0	0	0	0
Return Pass Sales	0	0	0	0	0	0	0	0	0	0	0
Double User Fee (FASTag Lane Violation) (Note-6)	741	69654	48	15840	14	2324	38	26980	0	0	0

Traffic and Revenue Receivable (Annual Pass - Note 7)		
Transaction Type	Car/Jeep Count	Total Car/ Jeep Amount (in Rs.)
1	2	3
Annual Pass	428	22321

Total Non-Tollable Traffic Count Entry Details (Note-2)					
Transaction Type	Car/Jeep Count	Bus/Truck Count	LCV Count	MAV (Multi Axle Vehicle Count)	Three Axle Count
1	2	3	5	6	7
Reuse & Exit	2083	584	290	636	0
Exemption & Violation	4248	229	101	134	0

**Notes**

1. Fee for Fastag vehicles passing two toll plazas, is collected at two plazas in few cases and therefore section wise traffic details will not be available at one plaza for same.
2. All Non-tollable traffic could not be recorded/reported due to unavailability of adequate Lanes & systems. Non-Tollable count includes Reuse of daily/return/monthly pass, exit trips, exemption and violations.
3. Reporting (FASTag/Cash/Card) - 12:00:00 AM to 11:59:59 PM.
4. Fastag Collection is net of Acquiring Bank Charges
5. FASTag Debit Adjustment/Chargeback Received from Bank (Net)
6. Double user fee (from cash vehicles entering dedicated Fastag lane) collected from vehicles are reported separately (count and revenue). These are included in vehicle category wise count and revenue.
7. Annual FASTag pass w.e.f. 15 August 2025 as per directions of MPEL vide letter no MPEL/DIC/2025/676 dated August 14, 2025.
8. Annual Pass Toll Revenue receivable (as given in the table above) is not included in the column 'Fee Collected'.



**MONTHLY/DAILY FEE STATEMENT**

Project Highway: National Highway NH-48

Day/Month: 09-Nov-2025

Sr. No.	Name of Toll Plaza Location	Chainage
National Highway NH-48 (from Km. 20+400 to 131+200)		
1	Shilphata	103+350

Type of Vehicle	For corresponding day/month of previous year 9-Nov-2024		For preceding day/month 8-Nov-2025		For the day/month reported upon 9-Nov-2025			
	No. of Vehicles	Fee collected (in lakh Rs.)	No. of Vehicles	Fee collected (in lakh Rs.)	Fee per Vehicle (in Rs.)	No. of Vehicles	Fee collected (in lakh Rs.)	
1	2	3	4	5	6	7	8	
A-Car (Note-7)	8607	508383	7087	401475	Note-1	8404	479750	
B-LCV	851	81042	848	80141		669	63058	
C-Bus	2515	467467	2595	478847		2034	370507	
D-Truck	0	0	0	0		0	0	
E-Three-axle vehicle	0	0	0	0		0	0	
F-Multi-axle Truck	4454	1692805	5201	1967320		4682	1739132	
G-Oversized vehicle	0	0	0	0		0	0	
FASTag Debit Adjustment/ Chargeback Received from Bank (Net) (Note-5)	0	289	0	569		Note-5	0	0
<b>H- Total</b>	<b>16427</b>	<b>2749986</b>	<b>15731</b>	<b>2928352</b>			<b>15789</b>	<b>2652446</b>

**Day/Month wise Opening Balance of Toll Collection & Traffic**

Day	9
Month	11
Year	2025
Toll Depositing Bank	0
Bank Account No.	39177623786

Transaction Type	Car/Jeep Count	Total Car/ Jeep Amount (in Rs.)	Bus/Truck Count	Total Bus / Truck Amount (in Rs.)	LCV Count	Total LCV Amount (in Rs.)	MAV (Multi Axle Vehicle Count)	Total MAV (Multi Axle Vehicle) Amount (in Rs.)	Three Axle Count	Three Axle Count Amount (in Rs.)	FASTag Debit Adjustment/ Chargeback Received from Bank (Net)
1	2	3	4	5	8	9	10	11	12	13	Note-5
Single Journey	5527	254879	1641	271391	499	41443	4255	1510175	0	0	0
Monthly Pass Sales	0	0	0	0	0	0	0	0	0	0	0
Daily Pass Sales	1944	137169	356	86906	157	19457	407	214757	0	0	0
Local Pass Sales	0	0	0	0	0	0	0	0	0	0	0
Return Pass Sales	0	0	0	0	0	0	0	0	0	0	0
Double User Fee (FASTag Lane Violation) (Note-6)	933	87702	37	12210	13	2158	20	14200	0	0	0

Traffic and Revenue Receivable (Annual Pass - Note 7)		
Transaction Type	Car/Jeep Count	Total Car/ Jeep Amount (in Rs.)
1	2	3
Annual Pass	519	27604

Total Non-Tollable Traffic Count Entry Details (Note-2)					
Transaction Type	Car/Jeep Count	Bus/Truck Count	LCV Count	MAV (Multi Axle Vehicle Count)	Three Axle Count
1	2	3	5	6	7
Reuse & Exit	2376	385	220	424	0
Exemption & Violation	5181	185	64	78	0

**Notes**

1. Fee for Fastag vehicles passing two toll plazas, is collected at two plazas in few cases and therefore section wise traffic details will not be available at one plaza for same.
2. All Non-tollable traffic could not be recorded/reported due to unavailability of adequate Lanes & systems. Non-Tollable count includes Reuse of daily/return/monthly pass, exit trips, exemption and violations.
3. Reporting (FASTag/Cash/Card) - 12:00:00 AM to 11:59:59 PM.
4. Fastag Collection is net of Acquiring Bank Charges
5. FASTag Debit Adjustment/Chargeback Received from Bank (Net)
6. Double user fee (from cash vehicles entering dedicated Fastag lane) collected from vehicles are reported separately (count and revenue). These are included in vehicle category wise count and revenue.
7. Annual FASTag pass w.e.f. 15 August 2025 as per directions of MPEL vide letter no MPEL/DIC/2025/676 dated August 14, 2025.
8. Annual Pass Toll Revenue receivable (as given in the table above) is not included in the column 'Fee Collected'.



**MONTHLY/DAILY FEE STATEMENT**

Project Highway: National Highway NH-48

Day/Month: 10-Nov-2025

Sr. No.	Name of Toll Plaza Location	Chainage
National Highway NH-48 (from Km. 20+400 to 131+200)		
1	Shilphata	103+350

Type of Vehicle	For corresponding day/month of previous year 10-Nov-2024		For preceding day/month 9-Nov-2025		For the day/month reported upon 10-Nov-2025		
	No. of Vehicles	Fee collected (in lakh Rs.)	No. of Vehicles	Fee collected (in lakh Rs.)	Fee per Vehicle (in Rs.)	No. of Vehicles	Fee collected (in lakh Rs.)
1	2	3	4	5	6	7	8
A-Car (Note-7)	8952	524869	8404	479750	Note-1	7471	424100
B-LCV	643	60250	669	63058		850	82100
C-Bus	2049	378878	2034	370507		2308	430481
D-Truck	0	0	0	0		0	0
E-Three-axle vehicle	0	0	0	0		0	0
F-Multi-axle Truck	4469	1659651	4682	1739132		4717	1765730
G-Oversized vehicle	0	0	0	0		0	0
FASTag Debit Adjustment/ Chargeback Received from Bank (Net) (Note-5)	0	0	0	0	Note-5	0	963
<b>H-Total</b>	<b>16113</b>	<b>2623648</b>	<b>15789</b>	<b>2652446</b>		<b>15346</b>	<b>2703375</b>

**Day/Month wise Opening Balance of Toll Collection & Traffic**

Day	10
Month	11
Year	2025
Toll Depositing Bank	0
Bank Account No.	39177623786

Transaction Type	Car/Jeep Count	Total Car/ Jeep Amount (in Rs.)	Bus/Truck Count	Total Bus / Truck Amount (in Rs.)	LCV Count	Total LCV Amount (in Rs.)	MAV (Multi Axle Vehicle Count)	Total MAV (Multi Axle Vehicle) Amount (in Rs.)	Three Axle Count	Three Axle Count Amount (in Rs.)	FASTag Debit Adjustment/ Chargeback Received from Bank (Net)
1	2	3	4	5	8	9	10	11	12	13	Note-5
Single Journey	4900	222116	1736	286767	585	48570	4233	1502906	0	0	963
Monthly Pass Sales	2	1078	0	0	0	0	0	0	0	0	0
Daily Pass Sales	1731	122134	536	131835	245	30210	444	234424	0	0	0
Local Pass Sales	0	0	0	0	0	0	0	0	0	0	0
Return Pass Sales	0	0	0	0	0	0	0	0	0	0	0
Double User Fee (FASTag Lane Violation) (Note-6)	838	78772	36	11880	20	3320	40	28400	0	0	0

Traffic and Revenue Receivable (Annual Pass - Note 7)		
Transaction Type	Car/Jeep Count	Total Car/ Jeep Amount (in Rs.)
1	2	3
Annual Pass	584	31217

Total Non-Tollable Traffic Count Entry Details (Note-2)					
Transaction Type	Car/Jeep Count	Bus/Truck Count	LCV Count	MAV (Multi Axle Vehicle Count)	Three Axle Count
1	2	3	5	6	7
Reuse & Exit	2313	596	319	469	0
Exemption & Violation	4335	256	92	133	0

**Notes**

1. Fee for Fastag vehicles passing two toll plazas, is collected at two plazas in few cases and therefore section wise traffic details will not be available at one plaza for same.
2. All Non-tollable traffic could not be recorded/reported due to unavailability of adequate Lanes & systems. Non-Tollable count includes Reuse of daily/return/monthly pass, exit trips, exemption and violations.
3. Reporting (FASTag/Cash/Card) - 12:00:00 AM to 11:59:59 PM.
4. Fastag Collection is net of Acquiring Bank Charges
5. FASTag Debit Adjustment/Chargeback Received from Bank (Net)
6. Double user fee (from cash vehicles entering dedicated Fastag lane) collected from vehicles are reported separately (count and revenue). These are included in vehicle category wise count and revenue.
7. Annual FASTag pass w.e.f. 15 August 2025 as per directions of MPEL vide letter no MPEL/DIC/2025/676 dated August 14, 2025.
8. Annual Pass Toll Revenue receivable (as given in the table above) is not included in the column 'Fee Collected'.



**MONTHLY/DAILY FEE STATEMENT**

Project Highway: National Highway NH-48

Day/Month: 11-Nov-2025

Sr. No.	Name of Toll Plaza Location	Chainage
National Highway NH-48 (from Km. 20+400 to 131+200)		
1	Shilphata	103+350

Type of Vehicle	For corresponding day/month of previous year 11-Nov-2024		For preceding day/month 10-Nov-2025		For the day/month reported upon 11-Nov-2025		
	No. of Vehicles	Fee collected (in lakh Rs.)	No. of Vehicles	Fee collected (in lakh Rs.)	Fee per Vehicle (in Rs.)	No. of Vehicles	Fee collected (in lakh Rs.)
<b>1</b>	<b>2</b>	<b>3</b>	<b>4</b>	<b>5</b>	<b>6</b>	<b>7</b>	<b>8</b>
A-Car (Note-7)	7168	420916	7471	424100	Note-1	6754	390215
B-LCV	851	82969	850	82100		878	84512
C-Bus	2382	448161	2308	430481		2551	473148
D-Truck	0	0	0	0		0	0
E-Three-axle vehicle	0	0	0	0		0	0
F-Multi-axle Truck	4276	1600884	4717	1765730		5386	2036459
G-Oversized vehicle	0	0	0	0		0	0
FASTag Debit Adjustment/ Chargeback Received from Bank (Net) (Note-5)	0	700	0	963	Note-5	0	1199
<b>H- Total</b>	<b>14677</b>	<b>2553630</b>	<b>15346</b>	<b>2703375</b>		<b>15569</b>	<b>2985532</b>

**Day/Month wise Opening Balance of Toll Collection & Traffic**

Day	11
Month	11
Year	2025
Toll Depositing Bank	0
Bank Account No.	39177623786

Transaction Type	Car/Jeep Count	Total Car/ Jeep Amount (in Rs.)	Bus/Truck Count	Total Bus / Truck Amount (in Rs.)	LCV Count	Total LCV Amount (in Rs.)	MAV (Multi Axle Vehicle Count)	Total MAV (Multi Axle Vehicle) Amount (in Rs.)	Three Axle Count	Three Axle Count Amount (in Rs.)	FASTag Debit Adjustment/ Chargeback Received from Bank (Net)
<b>1</b>	<b>2</b>	<b>3</b>	<b>4</b>	<b>5</b>	<b>8</b>	<b>9</b>	<b>10</b>	<b>11</b>	<b>12</b>	<b>13</b>	<b>Note-5</b>
Single Journey	4180	190020	1954	322337	612	50738	4720	1676085	0	0	1199
Monthly Pass Sales	0	0	0	0	0	0	0	0	0	0	0
Daily Pass Sales	1781	125653	550	135301	248	30786	620	327714	0	0	0
Local Pass Sales	0	0	0	0	0	0	0	0	0	0	0
Return Pass Sales	0	0	0	0	0	0	0	0	0	0	0
Double User Fee (FASTag Lane Violation) (Note-6)	793	74542	47	15510	18	2988	46	32660	0	0	0

Traffic and Revenue Receivable (Annual Pass - Note 7)		
Transaction Type	Car/Jeep Count	Total Car/ Jeep Amount (in Rs.)
<b>1</b>	<b>2</b>	<b>3</b>
Annual Pass	537	28413

Total Non-Tollable Traffic Count Entry Details (Note-2)					
Transaction Type	Car/Jeep Count	Bus/Truck Count	LCV Count	MAV (Multi Axle Vehicle Count)	Three Axle Count
<b>1</b>	<b>2</b>	<b>3</b>	<b>5</b>	<b>6</b>	<b>7</b>
Reuse & Exit	2321	617	338	666	0
Exemption & Violation	4113	299	123	161	0

**Notes**

- Fee for Fastag vehicles passing two toll plazas, is collected at two plazas in few cases and therefore section wise traffic details will not be available at one plaza for same.
- All Non-tollable traffic could not be recorded/reported due to unavailability of adequate Lanes & systems. Non-Tollable count includes Reuse of daily/return/monthly pass, exit trips, exemption and violations.
- Reporting (FASTag/Cash/Card) - 12:00:00 AM to 11:59:59 PM.
- Fastag Collection is net of Acquiring Bank Charges
- FASTag Debit Adjustment/Chargeback Received from Bank (Net)
- Double user fee (from cash vehicles entering dedicated Fastag lane) collected from vehicles are reported separately (count and revenue). These are included in vehicle category wise count and revenue.
- Annual FASTag pass w.e.f. 15 August 2025 as per directions of MPEL vide letter no MPEL/DIC/2025/676 dated August 14, 2025.
- Annual Pass Toll Revenue receivable (as given in the table above) is not included in the column 'Fee Collected'.



**MONTHLY/DAILY FEE STATEMENT**

Project Highway: National Highway NH-48

Day/Month: 12-Nov-2025

Sr. No.	Name of Toll Plaza Location	Chainage
National Highway NH-48 (from Km. 20+400 to 131+200)		
1	Shilphata	103+350

Type of Vehicle	For corresponding day/month of previous year 12-Nov-2024		For preceding day/month 11-Nov-2025		For the day/month reported upon 12-Nov-2025		
	No. of Vehicles	Fee collected (in lakh Rs.)	No. of Vehicles	Fee collected (in lakh Rs.)	Fee per Vehicle (in Rs.)	No. of Vehicles	Fee collected (in lakh Rs.)
<b>1</b>	<b>2</b>	<b>3</b>	<b>4</b>	<b>5</b>	<b>6</b>	<b>7</b>	<b>8</b>
A-Car (Note-7)	6411	380177	6754	390215	Note-1	6917	397320
B-LCV	864	83026	878	84512		922	88706
C-Bus	2417	449704	2551	473148		2541	470003
D-Truck	0	0	0	0		0	0
E-Three-axle vehicle	0	0	0	0		0	0
F-Multi-axle Truck	4768	1812398	5386	2036459		5290	1990909
G-Oversized vehicle	0	0	0	0		0	0
FASTag Debit Adjustment/ Chargeback Received from Bank (Net) (Note-5)	0	1863	0	1199	Note-5	0	-47
<b>H- Total</b>	<b>14460</b>	<b>2727168</b>	<b>15569</b>	<b>2985532</b>		<b>15670</b>	<b>2946890</b>

**Day/Month wise Opening Balance of Toll Collection & Traffic**

Day	12
Month	11
Year	2025
Toll Depositing Bank	State Bank Of India
Bank Account No.	39177623786

Transaction Type	Car/Jeep Count	Total Car/ Jeep Amount (in Rs.)	Bus/Truck Count	Total Bus / Truck Amount (in Rs.)	LCV Count	Total LCV Amount (in Rs.)	MAV (Multi Axle Vehicle Count)	Total MAV (Multi Axle Vehicle) Amount (in Rs.)	Three Axle Count	Three Axle Count Amount (in Rs.)	FASTag Debit Adjustment/ Chargeback Received from Bank (Net)
<b>1</b>	<b>2</b>	<b>3</b>	<b>4</b>	<b>5</b>	<b>8</b>	<b>9</b>	<b>10</b>	<b>11</b>	<b>12</b>	<b>13</b>	<b>Note-5</b>
Single Journey	4346	196526	1972	325960	658	54786	4680	1661377	0	0	-47
Monthly Pass Sales	2	719	0	0	0	0	0	0	0	0	0
Daily Pass Sales	1769	124876	521	128203	237	29438	573	303262	0	0	0
Local Pass Sales	0	0	0	0	0	0	0	0	0	0	0
Return Pass Sales	0	0	0	0	0	0	0	0	0	0	0
Double User Fee (FASTag Lane Violation) (Note-6)	800	75200	48	15840	27	4482	37	26270	0	0	0

Traffic and Revenue Receivable (Annual Pass - Note 7)		
Transaction Type	Car/Jeep Count	Total Car/ Jeep Amount (in Rs.)
<b>1</b>	<b>2</b>	<b>3</b>
Annual Pass	515	27550

Total Non-Tollable Traffic Count Entry Details (Note-2)					
Transaction Type	Car/Jeep Count	Bus/Truck Count	LCV Count	MAV (Multi Axle Vehicle Count)	Three Axle Count
<b>1</b>	<b>2</b>	<b>3</b>	<b>5</b>	<b>6</b>	<b>7</b>
Reuse & Exit	2374	579	323	603	0
Exemption & Violation	4217	289	96	127	0

**Notes**

- Fee for Fastag vehicles passing two toll plazas, is collected at two plazas in few cases and therefore section wise traffic details will not be available at one plaza for same.
- All Non-tollable traffic could not be recorded/reported due to unavailability of adequate Lanes & systems. Non-Tollable count includes Reuse of daily/return/monthly pass, exit trips, exemption and violations.
- Reporting (FASTag/Cash/Card) - 12:00:00 AM to 11:59:59 PM.
- Fastag Collection is net of Acquiring Bank Charges
- FASTag Debit Adjustment/Chargeback Received from Bank (Net)
- Double user fee (from cash vehicles entering dedicated Fastag lane) collected from vehicles are reported separately (count and revenue). These are included in vehicle category wise count and revenue.
- Annual FASTag pass w.e.f. 15 August 2025 as per directions of MPEL vide letter no MPEL/DIC/2025/676 dated August 14, 2025.
- Annual Pass Toll Revenue receivable (as given in the table above) is not included in the column 'Fee Collected'.



**MONTHLY/DAILY FEE STATEMENT**

Project Highway: National Highway NH-48

Day/Month: 13-Nov-2025

Sr. No.	Name of Toll Plaza Location	Chainage
National Highway NH-48 (from Km. 20+400 to 131+200)		
1	Shilphata	103+350

Type of Vehicle	For corresponding day/month of previous year 13-Nov-2024		For preceding day/month 12-Nov-2025		For the day/month reported upon 13-Nov-2025			
	No. of Vehicles	Fee collected (in lakh Rs.)	No. of Vehicles	Fee collected (in lakh Rs.)	Fee per Vehicle (in Rs.)	No. of Vehicles	Fee collected (in lakh Rs.)	
1	2	3	4	5	6	7	8	
A-Car (Note-7)	6623	394996	6917	397320	Note-1	7122	406490	
B-LCV	875	84370	922	88706		951	91858	
C-Bus	2611	482089	2541	470003		2735	505132	
D-Truck	0	0	0	0		0	0	
E-Three-axle vehicle	0	0	0	0		0	0	
F-Multi-axle Truck	4678	1765322	5290	1990909		5528	2086392	
G-Oversized vehicle	0	0	0	0		0	0	
FASTag Debit Adjustment/ Chargeback Received from Bank (Net) (Note-5)	0	417	0	-47		Note-5	0	592
<b>H- Total</b>	<b>14787</b>	<b>2727195</b>	<b>15670</b>	<b>2946890</b>			<b>16336</b>	<b>3090464</b>

**Day/Month wise Opening Balance of Toll Collection & Traffic**

Day	13
Month	11
Year	2025
Toll Depositing Bank	State Bank Of India
Bank Account No.	39177623786

Transaction Type	Car/Jeep Count	Total Car/ Jeep Amount (in Rs.)	Bus/Truck Count	Total Bus / Truck Amount (in Rs.)	LCV Count	Total LCV Amount (in Rs.)	MAV (Multi Axle Vehicle Count)	Total MAV (Multi Axle Vehicle) Amount (in Rs.)	Three Axle Count	Three Axle Count Amount (in Rs.)	FASTag Debit Adjustment/ Chargeback Received from Bank (Net)
1	2	3	4	5	8	9	10	11	12	13	Note-5
Single Journey	4577	207539	2113	349082	667	55613	4845	1719547	0	0	592
Monthly Pass Sales	1	1408	0	0	0	0	0	0	0	0	0
Daily Pass Sales	1771	124882	588	144830	259	32095	641	337025	0	0	0
Local Pass Sales	0	0	0	0	0	0	0	0	0	0	0
Return Pass Sales	0	0	0	0	0	0	0	0	0	0	0
Double User Fee (FASTag Lane Violation) (Note-6)	773	72662	34	11220	25	4150	42	29820	0	0	0

Traffic and Revenue Receivable (Annual Pass - Note 7)		
Transaction Type	Car/Jeep Count	Total Car/ Jeep Amount (in Rs.)
1	2	3
Annual Pass	529	28089

Total Non-Tollable Traffic Count Entry Details (Note-2)					
Transaction Type	Car/Jeep Count	Bus/Truck Count	LCV Count	MAV (Multi Axle Vehicle Count)	Three Axle Count
1	2	3	5	6	7
Reuse & Exit	2336	645	341	668	0
Exemption & Violation	4103	269	127	176	0



**Notes**

1. Fee for Fastag vehicles passing two toll plazas, is collected at two plazas in few cases and therefore section wise traffic details will not be available at one plaza for same.
2. All Non-tollable traffic could not be recorded/reported due to unavailability of adequate Lanes & systems. Non-Tollable count includes Reuse of daily/return/monthly pass, exit trips, exemption and violations.
3. Reporting (FASTag/Cash/Card) - 12:00:00 AM to 11:59:59 PM.
4. Fastag Collection is net of Acquiring Bank Charges
5. FASTag Debit Adjustment/Chargeback Received from Bank (Net)
6. Double user fee (from cash vehicles entering dedicated Fastag lane) collected from vehicles are reported separately (count and revenue). These are included in vehicle category wise count and revenue.
7. Annual FASTag pass w.e.f. 15 August 2025 as per directions of MPEL vide letter no MPEL/DIC/2025/676 dated August 14, 2025.
8. Annual Pass Toll Revenue receivable (as given in the table above) is not included in the column 'Fee Collected'.

**MONTHLY/DAILY FEE STATEMENT**

Project Highway: National Highway NH-48

Day/Month: 14-Nov-2025

Sr. No.	Name of Toll Plaza Location	Chainage
National Highway NH-48 (from Km. 20+400 to 131+200)		
1	Shilphata	103+350

Type of Vehicle	For corresponding day/month of previous year 14-Nov-2024		For preceding day/month 13-Nov-2025		For the day/month reported upon 14-Nov-2025		
	No. of Vehicles	Fee collected (in lakh Rs.)	No. of Vehicles	Fee collected (in lakh Rs.)	Fee per Vehicle (in Rs.)	No. of Vehicles	Fee collected (in lakh Rs.)
1	2	3	4	5	6	7	8
A-Car (Note-7)	6267	376078	7122	406490	Note-1	7125	404194
B-LCV	850	82262	951	91858		928	88736
C-Bus	2601	484834	2735	505132		2606	479747
D-Truck	0	0	0	0		0	0
E-Three-axle vehicle	0	0	0	0		0	0
F-Multi-axle Truck	5019	1908796	5528	2086392		5365	2028706
G-Oversized vehicle	0	0	0	0		0	0
FASTag Debit Adjustment/ Chargeback Received from Bank (Net) (Note-5)	0	489	0	592	Note-5	0	754
<b>H- Total</b>	<b>14737</b>	<b>2852459</b>	<b>16336</b>	<b>3090464</b>		<b>16024</b>	<b>3002136</b>

**Day/Month wise Opening Balance of Toll Collection & Traffic**

Day	14
Month	11
Year	2025
Toll Depositing Bank	State Bank Of India
Bank Account No.	39177623786

Transaction Type	Car/Jeep Count	Total Car/ Jeep Amount (in Rs.)	Bus/Truck Count	Total Bus / Truck Amount (in Rs.)	LCV Count	Total LCV Amount (in Rs.)	MAV (Multi Axle Vehicle Count)	Total MAV (Multi Axle Vehicle) Amount (in Rs.)	Three Axle Count	Three Axle Count Amount (in Rs.)	FASTag Debit Adjustment/ Chargeback Received from Bank (Net)
1	2	3	4	5	8	9	10	11	12	13	Note-5
Single Journey	4637	210424	2042	337271	668	55685	4659	1655117	0	0	754
Monthly Pass Sales	1	359	0	0	0	0	0	0	0	0	0
Daily Pass Sales	1722	121501	519	127626	241	29897	671	348738	0	0	0
Local Pass Sales	0	0	0	0	0	0	0	0	0	0	0
Return Pass Sales	0	0	0	0	0	0	0	0	0	0	0
Double User Fee (FASTag Lane Violation) (Note-6)	765	71910	45	14850	19	3154	35	24850	0	0	0

Traffic and Revenue Receivable (Annual Pass - Note 7)		
Transaction Type	Car/Jeep Count	Total Car/ Jeep Amount (in Rs.)
1	2	3
Annual Pass	498	26202

Total Non-Tollable Traffic Count Entry Details (Note-2)					
Transaction Type	Car/Jeep Count	Bus/Truck Count	LCV Count	MAV (Multi Axle Vehicle Count)	Three Axle Count
1	2	3	5	6	7
Reuse & Exit	2284	559	319	769	0
Exemption & Violation	4292	251	105	258	0

**Notes**

1. Fee for Fastag vehicles passing two toll plazas, is collected at two plazas in few cases and therefore section wise traffic details will not be available at one plaza for same.
2. All Non-tollable traffic could not be recorded/reported due to unavailability of adequate Lanes & systems. Non-Tollable count includes Reuse of daily/return/monthly pass, exit trips, exemption and violations.
3. Reporting (FASTag/Cash/Card) - 12:00:00 AM to 11:59:59 PM.
4. Fastag Collection is net of Acquiring Bank Charges
5. FASTag Debit Adjustment/Chargeback Received from Bank (Net)
6. Double user fee (from cash vehicles entering dedicated Fastag lane) collected from vehicles are reported separately (count and revenue). These are included in vehicle category wise count and revenue.
7. Annual FASTag pass w.e.f. 15 August 2025 as per directions of MPEL vide letter no MPEL/DIC/2025/676 dated August 14, 2025.
8. Annual Pass Toll Revenue receivable (as given in the table above) is not included in the column 'Fee Collected'.



**MONTHLY/DAILY FEE STATEMENT**

Project Highway: National Highway NH-48

Day/Month: 15-Nov-2025

Sr. No.	Name of Toll Plaza Location	Chainage
National Highway NH-48 (from Km. 20+400 to 131+200)		
1	Shilphata	103+350

Type of Vehicle	For corresponding day/month of previous year 15-Nov-2024		For preceding day/month 14-Nov-2025		For the day/month reported upon 15-Nov-2025		
	No. of Vehicles	Fee collected (in lakh Rs.)	No. of Vehicles	Fee collected (in lakh Rs.)	Fee per Vehicle (in Rs.)	No. of Vehicles	Fee collected (in lakh Rs.)
1	2	3	4	5	6	7	8
A-Car (Note-7)	6646	393787	7125	404194	Note-1	7802	441785
B-LCV	850	81285	928	88736		930	88988
C-Bus	2517	468653	2606	479747		2597	479909
D-Truck	0	0	0	0		0	0
E-Three-axle vehicle	0	0	0	0		0	0
F-Multi-axle Truck	4906	1860070	5365	2028706		5292	2006559
G-Oversized vehicle	0	0	0	0		0	0
FASTag Debit Adjustment/ Chargeback Received from Bank (Net) (Note-5)	0	0	0	754	Note-5	0	-3130
<b>H- Total</b>	<b>14919</b>	<b>2803796</b>	<b>16024</b>	<b>3002136</b>		<b>16621</b>	<b>3014111</b>

**Day/Month wise Opening Balance of Toll Collection & Traffic**

Day	15
Month	11
Year	2025
Toll Depositing Bank	State Bank Of India
Bank Account No.	39177623786

Transaction Type	Car/Jeep Count	Total Car/ Jeep Amount (in Rs.)	Bus/Truck Count	Total Bus / Truck Amount (in Rs.)	LCV Count	Total LCV Amount (in Rs.)	MAV (Multi Axle Vehicle Count)	Total MAV (Multi Axle Vehicle) Amount (in Rs.)	Three Axle Count	Three Axle Count Amount (in Rs.)	FASTag Debit Adjustment/ Chargeback Received from Bank (Net)
1	2	3	4	5	8	9	10	11	12	13	Note-5
Single Journey	5225	239192	2021	334254	674	56184	4596	1632731	0	0	-3130
Monthly Pass Sales	2	719	0	0	0	0	0	0	0	0	0
Daily Pass Sales	1708	120481	527	129484	231	28654	661	348978	0	0	0
Local Pass Sales	0	0	0	0	0	0	0	0	0	0	0
Return Pass Sales	0	0	0	0	0	0	0	0	0	0	0
Double User Fee (FASTag Lane Violation) (Note-6)	864	81216	49	16170	25	4150	35	24850	0	0	0
1.25 times User Fee via UPI (FASTag Lane Violation) (Note-9)	3	177	0	0	0	0	0	0	0	0	0

Traffic and Revenue Receivable (Annual Pass - Note 7)		
Transaction Type	Car/Jeep Count	Total Car/ Jeep Amount (in Rs.)
1	2	3
Annual Pass	527	27604

Total Non-Tollable Traffic Count Entry Details (Note-2)					
Transaction Type	Car/Jeep Count	Bus/Truck Count	LCV Count	MAV (Multi Axle Vehicle Count)	Three Axle Count
1	2	3	5	6	7
Reuse & Exit	2259	562	310	700	0
Exemption & Violation	4225	216	89	191	0

**Notes**

1. Fee for Fastag vehicles passing two toll plazas, is collected at two plazas in few cases and therefore section wise traffic details will not be available at one plaza for same.
2. All Non-tollable traffic could not be recorded/reported due to unavailability of adequate Lanes & systems. Non-Tollable count includes Reuse of daily/return/monthly pass, exit trips, exemption and violations.
3. Reporting (FASTag/Cash/Card) - 12:00:00 AM to 11:59:59 PM.
4. Fastag Collection is net of Acquiring Bank Charges
5. FASTag Debit Adjustment/Chargeback Received from Bank (Net)
6. Double user fee (from cash vehicles entering dedicated Fastag lane) collected from vehicles are reported separately (count and revenue). These are included in vehicle category wise count and revenue.
7. Annual FASTag pass w.e.f. 15 August 2025 as per directions of MPEL vide letter no MPEL/DIC/2025/676 dated August 14, 2025.
8. Annual Pass Toll Revenue receivable (as given in the table above) is not included in the column 'Fee Collected'.
9. '1.25' times User Fee via UPI for vehicles without a valid FASTag w.e.f. 15 November 2025 as per directions of MPEL vide letter no MPEL/02/DIC/968 dated 10 November 2025.





**MONTHLY/DAILY FEE STATEMENT**

Project Highway: National Highway NH-48

Day/Month: 17-Nov-2025

Sr. No.	Name of Toll Plaza Location	Chainage
National Highway NH-48 (from Km. 20+400 to 131+200)		
1	Shilphata	103+350

Type of Vehicle	For corresponding day/month of previous year 17-Nov-2024		For preceding day/month 16-Nov-2025		For the day/month reported upon 17-Nov-2025		
	No. of Vehicles	Fee collected (in lakh Rs.)	No. of Vehicles	Fee collected (in lakh Rs.)	Fee per Vehicle (in Rs.)	No. of Vehicles	Fee collected (in lakh Rs.)
1	2	3	4	5	6	7	8
A-Car (Note-7)	8084	479907	8486	487021	Note-1	6857	379759
B-LCV	649	61370	662	62870		840	81848
C-Bus	1924	352412	2063	375621		2472	461344
D-Truck	0	0	0	0		0	0
E-Three-axle vehicle	0	0	0	0		0	0
F-Multi-axle Truck	4120	1538238	4797	1798473		4814	1805320
G-Oversized vehicle	0	0	0	0		0	0
FASTag Debit Adjustment/ Chargeback Received from Bank (Net) (Note-5)	0	1109	0	0	Note-5	0	1209
<b>H- Total</b>	<b>14777</b>	<b>2433036</b>	<b>16008</b>	<b>2723986</b>		<b>14983</b>	<b>2729480</b>

**Day/Month wise Opening Balance of Toll Collection & Traffic**

Day	17
Month	11
Year	2025
Toll Depositing Bank	State Bank Of India
Bank Account No.	39177623786

Transaction Type	Car/Jeep Count	Total Car/ Jeep Amount (in Rs.)	Bus/Truck Count	Total Bus / Truck Amount (in Rs.)	LCV Count	Total LCV Amount (in Rs.)	MAV (Multi Axle Vehicle Count)	Total MAV (Multi Axle Vehicle) Amount (in Rs.)	Three Axle Count	Three Axle Count Amount (in Rs.)	FASTag Debit Adjustment/ Chargeback Received from Bank (Net) Note-5
1	2	3	4	5	8	9	10	11	12	13	
Single Journey	4482	203183	1846	305378	562	46845	4257	1510522	0	0	1209
Monthly Pass Sales	0	0	0	0	0	0	0	0	0	0	0
Daily Pass Sales	1647	116335	581	142852	252	31183	527	276956	0	0	0
Local Pass Sales	0	0	0	0	0	0	0	0	0	0	0
Return Pass Sales	0	0	0	0	0	0	0	0	0	0	0
Double User Fee (FASTag Lane Violation) (Note-6)	494	46436	31	10230	18	2988	17	12070	0	0	0
1.25 times User Fee via UPI (FASTag Lane Violation) (Note-9)	234	13806	14	2884	8	832	13	5772	0	0	0

Traffic and Revenue Receivable (Annual Pass - Note 7)		
Transaction Type	Car/Jeep Count	Total Car/ Jeep Amount (in Rs.)
1	2	3
Annual Pass	550	29383

Total Non-Tollable Traffic Count Entry Details (Note-2)					
Transaction Type	Car/Jeep Count	Bus/Truck Count	LCV Count	MAV (Multi Axle Vehicle Count)	Three Axle Count
1	2	3	5	6	7
Reuse & Exit	2196	648	334	571	0
Exemption & Violation	4042	233	117	165	0

**Notes**

1. Fee for Fastag vehicles passing two toll plazas, is collected at two plazas in few cases and therefore section wise traffic details will not be available at one plaza for same.
2. All Non-tollable traffic could not be recorded/reported due to unavailability of adequate Lanes & systems. Non-Tollable count includes Reuse of daily/return/monthly pass, exit trips, exemption and violations.
3. Reporting (FASTag/Cash/Card) - 12:00:00 AM to 11:59:59 PM.
4. Fastag Collection is net of Acquiring Bank Charges
5. FASTag Debit Adjustment/Chargeback Received from Bank (Net)
6. Double user fee (from cash vehicles entering dedicated Fastag lane) collected from vehicles are reported separately (count and revenue). These are included in vehicle category wise count and revenue.
7. Annual FASTag pass w.e.f. 15 August 2025 as per directions of MPEL vide letter no MPEL/DIC/2025/676 dated August 14, 2025.
8. Annual Pass Toll Revenue receivable (as given in the table above) is not included in the column 'Fee Collected'.
9. '1.25' times User Fee via UPI for vehicles without a valid FASTag w.e.f. 15 November 2025 as per directions of MPEL vide letter no MPEL/02/DIC/968 dated 10 November 2025.



**MONTHLY/DAILY FEE STATEMENT**

Project Highway: National Highway NH-48

Day/Month: 18-Nov-2025

Sr. No.	Name of Toll Plaza Location	Chainage
1	National Highway NH-48 (from Km. 20+400 to 131+200) Shilphata	103+350

Type of Vehicle	For corresponding day/month of previous year 18-Nov-2024		For preceding day/month 17-Nov-2025		For the day/month reported upon 18-Nov-2025		
	No. of Vehicles	Fee collected (in lakh Rs.)	No. of Vehicles	Fee collected (in lakh Rs.)	Fee per Vehicle (in Rs.)	No. of Vehicles	Fee collected (in lakh Rs.)
1	2	3	4	5	6	7	8
A-Car (Note-7)	6370	370599	6857	379759	Note-1	6826	382748
B-LCV	866	83311	840	81848		926	89289
C-Bus	2320	431722	2472	461344		2580	475940
D-Truck	0	0	0	0		0	0
E-Three-axle vehicle	0	0	0	0		0	0
F-Multi-axle Truck	4264	1598639	4814	1805320		5186	1948591
G-Oversized vehicle	0	0	0	0		0	0
FASTag Debit Adjustment/ Chargeback Received from Bank (Net) (Note-5)	0	1034	0	1209	Note-5	0	-209
<b>H- Total</b>	<b>13820</b>	<b>2485305</b>	<b>14983</b>	<b>2729480</b>		<b>15518</b>	<b>2896359</b>

**Day/Month wise Opening Balance of Toll Collection & Traffic**

Day	18
Month	11
Year	2025
Toll Depositing Bank	0
Bank Account No.	39177623786

Transaction Type	Car/Jeep Count	Total Car/ Jeep Amount (in Rs.)	Bus/Truck Count	Total Bus / Truck Amount (in Rs.)	LCV Count	Total LCV Amount (in Rs.)	MAV (Multi Axle Vehicle Count)	Total MAV (Multi Axle Vehicle) Amount (in Rs.)	Three Axle Count	Three Axle Count Amount (in Rs.)	FASTag Debit Adjustment/ Chargeback Received from Bank (Net) Note-5
1	2	3	4	5	8	9	10	11	12	13	
Single Journey	4258	192654	1981	326949	646	53805	4565	1620740	0	0	-209
Monthly Pass Sales	0	0	0	0	0	0	0	0	0	0	0
Daily Pass Sales	1785	126047	544	133693	238	29504	580	305922	0	0	0
Local Pass Sales	0	0	0	0	0	0	0	0	0	0	0
Return Pass Sales	0	0	0	0	0	0	0	0	0	0	0
Double User Fee (FASTag Lane Violation) (Note-6)	510	47940	32	10560	26	4316	14	9940	0	0	0
1.25 times User Fee via UPI (FASTag Lane Violation) (Note-9)	273	16107	23	4738	16	1664	27	11988	0	0	0

Traffic and Revenue Receivable (Annual Pass - Note 7)		
Transaction Type	Car/Jeep Count	Total Car/ Jeep Amount (in Rs.)
1	2	3
Annual Pass	580	30677

Total Non-Tollable Traffic Count Entry Details (Note-2)					
Transaction Type	Car/Jeep Count	Bus/Truck Count	LCV Count	MAV (Multi Axle Vehicle Count)	Three Axle Count
1	2	3	5	6	7
Reuse & Exit	2377	599	318	614	0
Exemption & Violation	4160	240	120	160	0

**Notes**

1. Fee for Fastag vehicles passing two toll plazas, is collected at two plazas in few cases and therefore section wise traffic details will not be available at one plaza for same.
2. All Non-tollable traffic could not be recorded/reported due to unavailability of adequate Lanes & systems. Non-Tollable count includes Reuse of daily/return/monthly pass, exit trips, exemption and violations.
3. Reporting (FASTag/Cash/Card) - 12:00:00 AM to 11:59:59 PM.
4. Fastag Collection is net of Acquiring Bank Charges
5. FASTag Debit Adjustment/Chargeback Received from Bank (Net)
6. Double user fee (from cash vehicles entering dedicated Fastag lane) collected from vehicles are reported separately (count and revenue). These are included in vehicle category wise count and revenue.
7. Annual FASTag pass w.e.f. 15 August 2025 as per directions of MPEL vide letter no MPEL/DIC/2025/676 dated August 14, 2025.
8. Annual Pass Toll Revenue receivable (as given in the table above) is not included in the column 'Fee Collected'.
9. '1.25' times User Fee via UPI for vehicles without a valid FASTag w.e.f. 15 November 2025 as per directions of MPEL vide letter no MPEL/02/DIC/968 dated 10 November 2025.



**MONTHLY/DAILY FEE STATEMENT**

Project Highway: National Highway NH-48

Day/Month: 19-Nov-2025

Sr. No.	Name of Toll Plaza Location	Chainage
National Highway NH-48 (from Km. 20+400 to 131+200)		
1	Shilphata	103+350

Type of Vehicle	For corresponding day/month of previous year 19-Nov-2024		For preceding day/month 18-Nov-2025		For the day/month reported upon 19-Nov-2025		
	No. of Vehicles	Fee collected (in lakh Rs.)	No. of Vehicles	Fee collected (in lakh Rs.)	Fee per Vehicle (in Rs.)	No. of Vehicles	Fee collected (in lakh Rs.)
1	2	3	4	5	6	7	8
A-Car (Note-7)	6232	371953	6826	382748	Note-1	6645	371562
B-LCV	900	86770	926	89289		928	90045
C-Bus	2528	470978	2580	475940		2615	484156
D-Truck	0	0	0	0		0	0
E-Three-axle vehicle	0	0	0	0		0	0
F-Multi-axle Truck	4856	1843363	5186	1948591		5148	1944906
G-Oversized vehicle	0	0	0	0		0	0
FASTag Debit Adjustment/ Chargeback Received from Bank (Net) (Note-5)	0	0	0	-209	Note-5	0	220
<b>H- Total</b>	<b>14516</b>	<b>2773064</b>	<b>15518</b>	<b>2896359</b>		<b>15336</b>	<b>2890889</b>

**Day/Month wise Opening Balance of Toll Collection & Traffic**

Day	19
Month	11
Year	2025
Toll Depositing Bank	State Bank Of India
Bank Account No.	39177623786

Transaction Type	Car/Jeep Count	Total Car/ Jeep Amount (in Rs.)	Bus/Truck Count	Total Bus / Truck Amount (in Rs.)	LCV Count	Total LCV Amount (in Rs.)	MAV (Multi Axle Vehicle Count)	Total MAV (Multi Axle Vehicle) Amount (in Rs.)	Three Axle Count	Three Axle Count Amount (in Rs.)	FASTag Debit Adjustment/ Chargeback Received from Bank (Net)
1	2	3	4	5	8	9	10	11	12	13	Note-5
Single Journey	4128	186118	1996	329806	631	52702	4474	1586659	0	0	220
Monthly Pass Sales	0	0	0	0	0	0	0	0	0	0	0
Daily Pass Sales	1708	120493	553	136166	264	32919	622	329041	0	0	0
Local Pass Sales	0	0	0	0	0	0	0	0	0	0	0
Return Pass Sales	0	0	0	0	0	0	0	0	0	0	0
Double User Fee (FASTag Lane Violation) (Note-6)	492	46248	37	12210	16	2656	23	16330	0	0	0
1.25 times User Fee via UPI (FASTag Lane Violation) (Note-9)	317	18703	29	5974	17	1768	29	12876	0	0	0

Traffic and Revenue Receivable (Annual Pass - Note 7)		
Transaction Type	Car/Jeep Count	Total Car/ Jeep Amount (in Rs.)
1	2	3
Annual Pass	521	27443

Total Non-Tollable Traffic Count Entry Details (Note-2)					
Transaction Type	Car/Jeep Count	Bus/Truck Count	LCV Count	MAV (Multi Axle Vehicle Count)	Three Axle Count
1	2	3	5	6	7
Reuse & Exit	2258	599	359	639	0
Exemption & Violation	4055	290	105	141	0

**Notes**

1. Fee for Fastag vehicles passing two toll plazas, is collected at two plazas in few cases and therefore section wise traffic details will not be available at one plaza for same.
2. All Non-tollable traffic could not be recorded/reported due to unavailability of adequate Lanes & systems. Non-Tollable count includes Reuse of daily/return/monthly pass, exit trips, exemption and violations.
3. Reporting (FASTag/Cash/Card) - 12:00:00 AM to 11:59:59 PM.
4. Fastag Collection is net of Acquiring Bank Charges
5. FASTag Debit Adjustment/Chargeback Received from Bank (Net)
6. Double user fee (from cash vehicles entering dedicated Fastag lane) collected from vehicles are reported separately (count and revenue). These are included in vehicle category wise count and revenue.
7. Annual FASTag pass w.e.f. 15 August 2025 as per directions of MPEL vide letter no MPEL/DIC/2025/676 dated August 14, 2025.
8. Annual Pass Toll Revenue receivable (as given in the table above) is not included in the column 'Fee Collected'.
9. '1.25' times User Fee via UPI for vehicles without a valid FASTag w.e.f. 15 November 2025 as per directions of MPEL vide letter no MPEL/02/DIC/968 dated 10 November 2025.



**MONTHLY/DAILY FEE STATEMENT**

Project Highway: National Highway NH-48

Day/Month: 20-Nov-2025

Sr. No.	Name of Toll Plaza Location	Chainage
National Highway NH-48 (from Km. 20+400 to 131+200)		
1	Shilphata	103+350

Type of Vehicle	For corresponding day/month of previous year 20-Nov-2024		For preceding day/month 19-Nov-2025		For the day/month reported upon 20-Nov-2025		
	No. of Vehicles	Fee collected (in lakh Rs.)	No. of Vehicles	Fee collected (in lakh Rs.)	Fee per Vehicle (in Rs.)	No. of Vehicles	Fee collected (in lakh Rs.)
1	2	3	4	5	6	7	8
A-Car (Note-7)	6093	367507	6645	371562	Note-1	6612	368074
B-LCV	717	66783	928	90045		935	89662
C-Bus	1977	362937	2615	484156		2746	508547
D-Truck	0	0	0	0		0	0
E-Three-axle vehicle	0	0	0	0		0	0
F-Multi-axle Truck	4293	1601735	5148	1944906		5595	2105224
G-Oversized vehicle	0	0	0	0		0	0
FASTag Debit Adjustment/ Chargeback Received from Bank (Net) (Note-5)	0	1145	0	220	Note-5	0	615
<b>H- Total</b>	<b>13080</b>	<b>2400107</b>	<b>15336</b>	<b>2890889</b>		<b>15888</b>	<b>3072121</b>

**Day/Month wise Opening Balance of Toll Collection & Traffic**

Day	20
Month	11
Year	2025
Toll Depositing Bank	State Bank Of India
Bank Account No.	39177623786

Transaction Type	Car/Jeep Count	Total Car/ Jeep Amount (in Rs.)	Bus/Truck Count	Total Bus / Truck Amount (in Rs.)	LCV Count	Total LCV Amount (in Rs.)	MAV (Multi Axle Vehicle Count)	Total MAV (Multi Axle Vehicle) Amount (in Rs.)	Three Axle Count	Three Axle Count Amount (in Rs.)	FASTag Debit Adjustment/ Chargeback Received from Bank (Net) Note-5
1	2	3	4	5	8	9	10	11	12	13	615
Single Journey	4141	185962	2101	347595	656	54620	4894	1733962	0	0	615
Monthly Pass Sales	0	0	0	0	0	0	0	0	0	0	0
Daily Pass Sales	1693	119550	602	148746	254	31573	661	348714	0	0	0
Local Pass Sales	0	0	0	0	0	0	0	0	0	0	0
Return Pass Sales	0	0	0	0	0	0	0	0	0	0	0
Double User Fee (FASTag Lane Violation) (Note-6)	476	44744	27	8910	14	2324	18	12780	0	0	0
1.25 times User Fee via UPI (FASTag Lane Violation) (Note-9)	302	17818	16	3296	11	1144	22	9768	0	0	0

Traffic and Revenue Receivable (Annual Pass - Note 7)		
Transaction Type	Car/Jeep Count	Total Car/ Jeep Amount (in Rs.)
1	2	3
Annual Pass	520	27496

Total Non-Tollable Traffic Count Entry Details (Note-2)					
Transaction Type	Car/Jeep Count	Bus/Truck Count	LCV Count	MAV (Multi Axle Vehicle Count)	Three Axle Count
1	2	3	5	6	7
Reuse & Exit	2270	670	339	707	0
Exemption & Violation	3863	277	135	157	0

**Notes**

1. Fee for Fastag vehicles passing two toll plazas, is collected at two plazas in few cases and therefore section wise traffic details will not be available at one plaza for same.
2. All Non-tollable traffic could not be recorded/reported due to unavailability of adequate Lanes & systems. Non-Tollable count includes Reuse of daily/return/monthly pass, exit trips, exemption and violations.
3. Reporting (FASTag/Cash/Card) - 12:00:00 AM to 11:59:59 PM.
4. Fastag Collection is net of Acquiring Bank Charges
5. FASTag Debit Adjustment/Chargeback Received from Bank (Net)
6. Double user fee (from cash vehicles entering dedicated Fastag lane) collected from vehicles are reported separately (count and revenue). These are included in vehicle category wise count and revenue.
7. Annual FASTag pass w.e.f. 15 August 2025 as per directions of MPEL vide letter no MPEL/DIC/2025/676 dated August 14, 2025.
8. Annual Pass Toll Revenue receivable (as given in the table above) is not included in the column 'Fee Collected'.
9. '1.25' times User Fee via UPI for vehicles without a valid FASTag w.e.f. 15 November 2025 as per directions of MPEL vide letter no MPEL/02/DIC/968 dated 10 November 2025.



**MONTHLY/DAILY FEE STATEMENT**

Project Highway: National Highway NH-48

Day/Month: 21-Nov-2025

Sr. No.	Name of Toll Plaza Location	Chainage
1	National Highway NH-48 (from Km. 20+400 to 131+200) Shilphata	103+350

Type of Vehicle	For corresponding day/month of previous year 21-Nov-2024		For preceding day/month 20-Nov-2025		For the day/month reported upon 21-Nov-2025		
	No. of Vehicles	Fee collected (in lakh Rs.)	No. of Vehicles	Fee collected (in lakh Rs.)	Fee per Vehicle (in Rs.)	No. of Vehicles	Fee collected (in lakh Rs.)
1	2	3	4	5	6	7	8
A-Car (Note-7)	6771	399662	6612	368074	Note-1	7597	417606
B-LCV	882	86608	935	89662		931	88460
C-Bus	2415	456290	2746	508547		2632	482052
D-Truck	0	0	0	0		0	0
E-Three-axle vehicle	0	0	0	0		0	0
F-Multi-axle Truck	4293	1612903	5595	2105224		5328	2018176
G-Oversized vehicle	0	0	0	0		0	0
FASTag Debit Adjustment/ Chargeback Received from Bank (Net) (Note-5)	0	1168	0	615	Note-5	0	226
<b>H- Total</b>	<b>14361</b>	<b>2556632</b>	<b>15888</b>	<b>3072121</b>		<b>16488</b>	<b>3006519</b>

**Day/Month wise Opening Balance of Toll Collection & Traffic**

Day	21
Month	11
Year	2025
Toll Depositing Bank	State Bank Of India
Bank Account No.	39177623786

Transaction Type	Car/Jeep Count	Total Car/ Jeep Amount (in Rs.)	Bus/Truck Count	Total Bus / Truck Amount (in Rs.)	LCV Count	Total LCV Amount (in Rs.)	MAV (Multi Axle Vehicle Count)	Total MAV (Multi Axle Vehicle) Amount (in Rs.)	Three Axle Count	Three Axle Count Amount (in Rs.)	FASTag Debit Adjustment/ Chargeback Received from Bank (Net)
1	2	3	4	5	8	9	10	11	12	13	Note-5
Single Journey	5025	228929	2058	339913	670	55821	4601	1632197	0	0	226
Monthly Pass Sales	0	0	0	0	0	0	0	0	0	0	0
Daily Pass Sales	1685	119054	530	130594	242	30043	673	356151	0	0	0
Local Pass Sales	0	0	0	0	0	0	0	0	0	0	0
Return Pass Sales	0	0	0	0	0	0	0	0	0	0	0
Double User Fee (FASTag Lane Violation) (Note-6)	494	46436	20	6600	10	1660	22	15620	0	0	0
1.25 times User Fee via UPI (FASTag Lane Violation) (Note-9)	393	23187	24	4944	9	936	32	14208	0	0	0

Traffic and Revenue Receivable (Annual Pass - Note 7)		
Transaction Type	Car/Jeep Count	Total Car/ Jeep Amount (in Rs.)
1	2	3
Annual Pass	560	30084

Total Non-Tollable Traffic Count Entry Details (Note-2)					
Transaction Type	Car/Jeep Count	Bus/Truck Count	LCV Count	MAV (Multi Axle Vehicle Count)	Three Axle Count
1	2	3	5	6	7
Reuse & Exit	2230	572	304	716	0
Exemption & Violation	4264	266	96	157	0



**Notes**

1. Fee for Fastag vehicles passing two toll plazas, is collected at two plazas in few cases and therefore section wise traffic details will not be available at one plaza for same.
2. All Non-tollable traffic could not be recorded/reported due to unavailability of adequate Lanes & systems. Non-Tollable count includes Reuse of daily/return/monthly pass, exit trips, exemption and violations.
3. Reporting (FASTag/Cash/Card) - 12:00:00 AM to 11:59:59 PM.
4. Fastag Collection is net of Acquiring Bank Charges
5. FASTag Debit Adjustment/Chargeback Received from Bank (Net)
6. Double user fee (from cash vehicles entering dedicated Fastag lane) collected from vehicles are reported separately (count and revenue). These are included in vehicle category wise count and revenue.
7. Annual FASTag pass w.e.f. 15 August 2025 as per directions of MPEL vide letter no MPEL/DIC/2025/676 dated August 14, 2025.
8. Annual Pass Toll Revenue receivable (as given in the table above) is not included in the column 'Fee Collected'.
9. '1.25' times User Fee via UPI for vehicles without a valid FASTag w.e.f. 15 November 2025 as per directions of MPEL vide letter no MPEL/02/DIC/968 dated 10 November 2025.

**MONTHLY/DAILY FEE STATEMENT**

Project Highway: National Highway NH-48

Day/Month: 22-Nov-2025

Sr. No.	Name of Toll Plaza Location	Chainage
National Highway NH-48 (from Km. 20+400 to 131+200)		
1	Shilphata	103+350

Type of Vehicle	For corresponding day/month of previous year 22-Nov-2024		For preceding day/month 21-Nov-2025		For the day/month reported upon 22-Nov-2025		
	No. of Vehicles	Fee collected (in lakh Rs.)	No. of Vehicles	Fee collected (in lakh Rs.)	Fee per Vehicle (in Rs.)	No. of Vehicles	Fee collected (in lakh Rs.)
1	2	3	4	5	6	7	8
A-Car (Note-7)	6437	381157	7597	417606	Note-1	7784	428018
B-LCV	890	86248	931	88460		887	83792
C-Bus	2606	481189	2632	482052		2454	449565
D-Truck	0	0	0	0		0	0
E-Three-axle vehicle	0	0	0	0		0	0
F-Multi-axle Truck	4860	1843242	5328	2018176		5236	1969423
G-Oversized vehicle	0	0	0	0		0	0
FASTag Debit Adjustment/ Chargeback Received from Bank (Net) (Note-5)	0	955	0	226	Note-5	0	-78
<b>H- Total</b>	<b>14793</b>	<b>2792791</b>	<b>16488</b>	<b>3006519</b>		<b>16361</b>	<b>2930719</b>

**Day/Month wise Opening Balance of Toll Collection & Traffic**

Day	22
Month	11
Year	2025
Toll Depositing Bank	State Bank Of India
Bank Account No.	39177623786

Transaction Type	Car/Jeep Count	Total Car/ Jeep Amount (in Rs.)	Bus/Truck Count	Total Bus / Truck Amount (in Rs.)	LCV Count	Total LCV Amount (in Rs.)	MAV (Multi Axle Vehicle Count)	Total MAV (Multi Axle Vehicle) Amount (in Rs.)	Three Axle Count	Three Axle Count Amount (in Rs.)	FASTag Debit Adjustment/ Chargeback Received from Bank (Net) Note-5
1	2	3	4	5	8	9	10	11	12	13	
Single Journey	5277	242322	1930	319102	662	55214	4612	1637572	0	0	-78
Monthly Pass Sales	0	0	0	0	0	0	0	0	0	0	0
Daily Pass Sales	1622	114441	470	115618	202	25008	571	301668	0	0	0
Local Pass Sales	0	0	0	0	0	0	0	0	0	0	0
Return Pass Sales	0	0	0	0	0	0	0	0	0	0	0
Double User Fee (FASTag Lane Violation) (Note-6)	544	51136	30	9900	19	3154	25	17750	0	0	0
1.25 times User Fee via UPI (FASTag Lane Violation) (Note-9)	341	20119	24	4944	4	416	28	12432	0	0	0

Traffic and Revenue Receivable (Annual Pass - Note 7)		
Transaction Type	Car/Jeep Count	Total Car/ Jeep Amount (in Rs.)
1	2	3
Annual Pass	477	25124

Total Non-Tollable Traffic Count Entry Details (Note-2)					
Transaction Type	Car/Jeep Count	Bus/Truck Count	LCV Count	MAV (Multi Axle Vehicle Count)	Three Axle Count
1	2	3	5	6	7
Reuse & Exit	2109	517	256	586	0
Exemption & Violation	4244	230	104	168	0

**Notes**

1. Fee for Fastag vehicles passing two toll plazas, is collected at two plazas in few cases and therefore section wise traffic details will not be available at one plaza for same.
2. All Non-tollable traffic could not be recorded/reported due to unavailability of adequate Lanes & systems. Non-Tollable count includes Reuse of daily/return/monthly pass, exit trips, exemption and violations.
3. Reporting (FASTag/Cash/Card) - 12:00:00 AM to 11:59:59 PM.
4. Fastag Collection is net of Acquiring Bank Charges
5. FASTag Debit Adjustment/Chargeback Received from Bank (Net)
6. Double user fee (from cash vehicles entering dedicated Fastag lane) collected from vehicles are reported separately (count and revenue). These are included in vehicle category wise count and revenue.
7. Annual FASTag pass w.e.f. 15 August 2025 as per directions of MPEL vide letter no MPEL/DIC/2025/676 dated August 14, 2025.
8. Annual Pass Toll Revenue receivable (as given in the table above) is not included in the column 'Fee Collected'.
9. '1.25' times User Fee via UPI for vehicles without a valid FASTag w.e.f. 15 November 2025 as per directions of MPEL vide letter no MPEL/02/DIC/968 dated 10 November 2025.



**MONTHLY/DAILY FEE STATEMENT**

Project Highway: National Highway NH-48

Day/Month: 23-Nov-2025

Sr. No.	Name of Toll Plaza Location	Chainage
National Highway NH-48 (from Km. 20+400 to 131+200)		
1	Shilphata	103+350

Type of Vehicle	For corresponding day/month of previous year 23-Nov-2024		For preceding day/month 22-Nov-2025		For the day/month reported upon 23-Nov-2025		
	No. of Vehicles	Fee collected (in lakh Rs.)	No. of Vehicles	Fee collected (in lakh Rs.)	Fee per Vehicle (in Rs.)	No. of Vehicles	Fee collected (in lakh Rs.)
1	2	3	4	5	6	7	8
A-Car (Note-7)	7170	424350	7784	428018	Note-1	9583	537068
B-LCV	971	92033	887	83792		746	71044
C-Bus	2509	464328	2454	449565		2012	362845
D-Truck	0	0	0	0		0	0
E-Three-axle vehicle	0	0	0	0		0	0
F-Multi-axle Truck	5053	1917922	5236	1969423		4635	1731681
G-Oversized vehicle	0	0	0	0		0	0
FASTag Debit Adjustment/ Chargeback Received from Bank (Net) (Note-5)	0	853	0	-78	Note-5	0	0
<b>H- Total</b>	<b>15703</b>	<b>2899487</b>	<b>16361</b>	<b>2930719</b>		<b>16976</b>	<b>2702637</b>

**Day/Month wise Opening Balance of Toll Collection & Traffic**

Day	23
Month	11
Year	2025
Toll Depositing Bank	State Bank Of India
Bank Account No.	39177623786

Transaction Type	Car/Jeep Count	Total Car/ Jeep Amount (in Rs.)	Bus/Truck Count	Total Bus / Truck Amount (in Rs.)	LCV Count	Total LCV Amount (in Rs.)	MAV (Multi Axle Vehicle Count)	Total MAV (Multi Axle Vehicle) Amount (in Rs.)	Three Axle Count	Three Axle Count Amount (in Rs.)	FASTag Debit Adjustment/ Chargeback Received from Bank (Net) Note-5
1	2	3	4	5	8	9	10	11	12	13	
Single Journey	6298	291297	1649	273149	536	44452	4107	1455903	0	0	0
Monthly Pass Sales	1	1408	0	0	0	0	0	0	0	0	0
Daily Pass Sales	2045	144277	329	81080	189	23353	485	252163	0	0	0
Local Pass Sales	0	0	0	0	0	0	0	0	0	0	0
Return Pass Sales	0	0	0	0	0	0	0	0	0	0	0
Double User Fee (FASTag Lane Violation) (Note-6)	771	72474	13	4290	17	2822	17	12070	0	0	0
1.25 times User Fee via UPI (FASTag Lane Violation) (Note-9)	468	27612	21	4326	4	416	26	11544	0	0	0

Traffic and Revenue Receivable (Annual Pass - Note 7)		
Transaction Type	Car/Jeep Count	Total Car/ Jeep Amount (in Rs.)
1	2	3
Annual Pass	525	28143

Total Non-Tollable Traffic Count Entry Details (Note-2)					
Transaction Type	Car/Jeep Count	Bus/Truck Count	LCV Count	MAV (Multi Axle Vehicle Count)	Three Axle Count
1	2	3	5	6	7
Reuse & Exit	2544	367	247	503	0
Exemption & Violation	5080	191	70	150	0

**Notes**

1. Fee for Fastag vehicles passing two toll plazas, is collected at two plazas in few cases and therefore section wise traffic details will not be available at one plaza for same.
2. All Non-tollable traffic could not be recorded/reported due to unavailability of adequate Lanes & systems. Non-Tollable count includes Reuse of daily/return/monthly pass, exit trips, exemption and violations.
3. Reporting (FASTag/Cash/Card) - 12:00:00 AM to 11:59:59 PM.
4. Fastag Collection is net of Acquiring Bank Charges
5. FASTag Debit Adjustment/Chargeback Received from Bank (Net)
6. Double user fee (from cash vehicles entering dedicated Fastag lane) collected from vehicles are reported separately (count and revenue). These are included in vehicle category wise count and revenue.
7. Annual FASTag pass w.e.f. 15 August 2025 as per directions of MPEL vide letter no MPEL/DIC/2025/676 dated August 14, 2025.
8. Annual Pass Toll Revenue receivable (as given in the table above) is not included in the column 'Fee Collected'.
9. '1.25' times User Fee via UPI for vehicles without a valid FASTag w.e.f. 15 November 2025 as per directions of MPEL vide letter no MPEL/02/DIC/968 dated 10 November 2025.



**MONTHLY/DAILY FEE STATEMENT**

Project Highway: National Highway NH-48

Day/Month: 24-Nov-2025

Sr. No.	Name of Toll Plaza Location	Chainage
National Highway NH-48 (from Km. 20+400 to 131+200)		
1	Shilphata	103+350

Type of Vehicle	For corresponding day/month of previous year 24-Nov-2024		For preceding day/month 23-Nov-2025		For the day/month reported upon 24-Nov-2025		
	No. of Vehicles	Fee collected (in lakh Rs.)	No. of Vehicles	Fee collected (in lakh Rs.)	Fee per Vehicle (in Rs.)	No. of Vehicles	Fee collected (in lakh Rs.)
1	2	3	4	5	6	7	8
A-Car (Note-7)	7942	474344	9583	537068	Note-1	7512	418720
B-LCV	647	60067	746	71044		914	88572
C-Bus	1930	354412	2012	362845		2413	446360
D-Truck	0	0	0	0		0	0
E-Three-axle vehicle	0	0	0	0		0	0
F-Multi-axle Truck	4257	1586772	4635	1731681		5088	1893132
G-Oversized vehicle	0	0	0	0		0	0
FASTag Debit Adjustment/ Chargeback Received from Bank (Net) (Note-5)	0	-94	0	0	Note-5	0	2046
<b>H- Total</b>	<b>14776</b>	<b>2475501</b>	<b>16976</b>	<b>2702637</b>		<b>15927</b>	<b>2848830</b>

**Day/Month wise Opening Balance of Toll Collection & Traffic**

Day	24
Month	11
Year	2025
Toll Depositing Bank	State Bank Of India
Bank Account No.	39177623786

Transaction Type	Car/Jeep Count	Total Car/ Jeep Amount (in Rs.)	Bus/Truck Count	Total Bus / Truck Amount (in Rs.)	LCV Count	Total LCV Amount (in Rs.)	MAV (Multi Axle Vehicle Count)	Total MAV (Multi Axle Vehicle) Amount (in Rs.)	Three Axle Count	Three Axle Count Amount (in Rs.)	FASTag Debit Adjustment/ Chargeback Received from Bank (Net) Note-5
1	2	3	4	5	8	9	10	11	12	13	
Single Journey	4866	220494	1849	305048	617	51124	4586	1626586	0	0	2046
Monthly Pass Sales	0	0	0	0	0	0	0	0	0	0	0
Daily Pass Sales	1765	124617	519	128198	276	34333	453	240002	0	0	0
Local Pass Sales	0	0	0	0	0	0	0	0	0	0	0
Return Pass Sales	0	0	0	0	0	0	0	0	0	0	0
Double User Fee (FASTag Lane Violation) (Note-6)	618	58092	31	10230	15	2490	18	12780	0	0	0
1.25 times User Fee via UPI (FASTag Lane Violation) (Note-9)	263	15517	14	2884	6	624	31	13764	0	0	0

Traffic and Revenue Receivable (Annual Pass - Note 7)		
Transaction Type	Car/Jeep Count	Total Car/ Jeep Amount (in Rs.)
1	2	3
Annual Pass	625	33157

Total Non-Tollable Traffic Count Entry Details (Note-2)					
Transaction Type	Car/Jeep Count	Bus/Truck Count	LCV Count	MAV (Multi Axle Vehicle Count)	Three Axle Count
1	2	3	5	6	7
Reuse & Exit	2392	590	359	472	0
Exemption & Violation	4405	265	125	166	0

**Notes**

1. Fee for Fastag vehicles passing two toll plazas, is collected at two plazas in few cases and therefore section wise traffic details will not be available at one plaza for same.
2. All Non-tollable traffic could not be recorded/reported due to unavailability of adequate Lanes & systems. Non-Tollable count includes Reuse of daily/return/monthly pass, exit trips, exemption and violations.
3. Reporting (FASTag/Cash/Card) - 12:00:00 AM to 11:59:59 PM.
4. Fastag Collection is net of Acquiring Bank Charges
5. FASTag Debit Adjustment/Chargeback Received from Bank (Net)
6. Double user fee (from cash vehicles entering dedicated Fastag lane) collected from vehicles are reported separately (count and revenue). These are included in vehicle category wise count and revenue.
7. Annual FASTag pass w.e.f. 15 August 2025 as per directions of MPEL vide letter no MPEL/DIC/2025/676 dated August 14, 2025.
8. Annual Pass Toll Revenue receivable (as given in the table above) is not included in the column 'Fee Collected'.
9. '1.25' times User Fee via UPI for vehicles without a valid FASTag w.e.f. 15 November 2025 as per directions of MPEL vide letter no MPEL/02/DIC/968 dated 10 November 2025.



**MONTHLY/DAILY FEE STATEMENT**

Project Highway: National Highway NH-48

Day/Month: 25-Nov-2025

Sr. No.	Name of Toll Plaza Location	Chainage
National Highway NH-48 (from Km. 20+400 to 131+200)		
1	Shilphata	103+350

Type of Vehicle	For corresponding day/month of previous year 25-Nov-2024		For preceding day/month 24-Nov-2025		For the day/month reported upon 25-Nov-2025		
	No. of Vehicles	Fee collected (in lakh Rs.)	No. of Vehicles	Fee collected (in lakh Rs.)	Fee per Vehicle (in Rs.)	No. of Vehicles	Fee collected (in lakh Rs.)
1	2	3	4	5	6	7	8
A-Car (Note-7)	7027	412485	7512	418720	Note-1	7187	400390
B-LCV	832	80091	914	88572		920	88682
C-Bus	2375	442056	2413	446360		2620	482754
D-Truck	0	0	0	0		0	0
E-Three-axle vehicle	0	0	0	0		0	0
F-Multi-axle Truck	4335	1626634	5088	1893132		5491	2059089
G-Oversized vehicle	0	0	0	0		0	0
FASTag Debit Adjustment/ Chargeback Received from Bank (Net) (Note-5)	0	0	0	2046	Note-5	0	571
<b>H- Total</b>	<b>14569</b>	<b>2561266</b>	<b>15927</b>	<b>2848830</b>		<b>16218</b>	<b>3031487</b>

**Day/Month wise Opening Balance of Toll Collection & Traffic**

Day	25
Month	11
Year	2025
Toll Depositing Bank	State Bank Of India
Bank Account No.	39177623786

Transaction Type	Car/Jeep Count	Total Car/ Jeep Amount (in Rs.)	Bus/Truck Count	Total Bus / Truck Amount (in Rs.)	LCV Count	Total LCV Amount (in Rs.)	MAV (Multi Axle Vehicle Count)	Total MAV (Multi Axle Vehicle) Amount (in Rs.)	Three Axle Count	Three Axle Count Amount (in Rs.)	FASTag Debit Adjustment/ Chargeback Received from Bank (Net) Note-5
1	2	3	4	5	8	9	10	11	12	13	
Single Journey	4543	206037	2022	334583	640	53209	4860	1724339	0	0	571
Monthly Pass Sales	0	0	0	0	0	0	0	0	0	0	0
Daily Pass Sales	1827	129047	554	136250	250	31241	596	314693	0	0	0
Local Pass Sales	0	0	0	0	0	0	0	0	0	0	0
Return Pass Sales	0	0	0	0	0	0	0	0	0	0	0
Double User Fee (FASTag Lane Violation) (Note-6)	491	46154	23	7590	18	2988	17	12070	0	0	0
1.25 times User Fee via UPI (FASTag Lane Violation) (Note-9)	326	19153	21	4331	12	1245	18	7988	0	0	0

Traffic and Revenue Receivable (Annual Pass - Note 7)		
Transaction Type	Car/Jeep Count	Total Car/ Jeep Amount (in Rs.)
1	2	3
Annual Pass	555	29545

Total Non-Tollable Traffic Count Entry Details (Note-2)						
Transaction Type	Car/Jeep Count	Bus/Truck Count	LCV Count	MAV (Multi Axle Vehicle Count)	Three Axle Count	
1	2	3	5	6	7	
Reuse & Exit	2394	616	335	625	0	
Exemption & Violation	4129	228	114	173	0	

**Notes**

1. Fee for Fastag vehicles passing two toll plazas, is collected at two plazas in few cases and therefore section wise traffic details will not be available at one plaza for same.
2. All Non-tollable traffic could not be recorded/reported due to unavailability of adequate Lanes & systems. Non-Tollable count includes Reuse of daily/return/monthly pass, exit trips, exemption and violations.
3. Reporting (FASTag/Cash/Card) - 12:00:00 AM to 11:59:59 PM.
4. Fastag Collection is net of Acquiring Bank Charges
5. FASTag Debit Adjustment/Chargeback Received from Bank (Net)
6. Double user fee (from cash vehicles entering dedicated Fastag lane) collected from vehicles are reported separately (count and revenue). These are included in vehicle category wise count and revenue.
7. Annual FASTag pass w.e.f. 15 August 2025 as per directions of MPEL vide letter no MPEL/DIC/2025/676 dated August 14, 2025.
8. Annual Pass Toll Revenue receivable (as given in the table above) is not included in the column 'Fee Collected'.
9. '1.25' times User Fee via UPI for vehicles without a valid FASTag w.e.f. 15 November 2025 as per directions of MPEL vide letter no MPEL/02/DIC/968 dated 10 November 2025.



**MONTHLY/DAILY FEE STATEMENT**

Project Highway: National Highway NH-48

Day/Month: 26-Nov-2025

Sr. No.	Name of Toll Plaza Location	Chainage
1	Shilphata	103+350

Type of Vehicle	For corresponding day/month of previous year 26-Nov-2024		For preceding day/month 25-Nov-2025		For the day/month reported upon 26-Nov-2025		
	No. of Vehicles	Fee collected (in lakh Rs.)	No. of Vehicles	Fee collected (in lakh Rs.)	Fee per Vehicle (in Rs.)	No. of Vehicles	Fee collected (in lakh Rs.)
1	2	3	4	5	6	7	8
A-Car (Note-7)	6289	370607	7187	400390	Note-1	7038	391613
B-LCV	872	83765	920	88682		934	90209
C-Bus	2470	462002	2620	482754		2576	476347
D-Truck	0	0	0	0		0	0
E-Three-axle vehicle	0	0	0	0		0	0
F-Multi-axle Truck	4779	1794875	5491	2059089		5327	1995398
G-Oversized vehicle	0	0	0	0		0	0
FASTag Debit Adjustment/ Chargeback Received from Bank (Net) (Note-5)	0	2398	0	571	Note-5	0	226
<b>H-Total</b>	<b>14410</b>	<b>2713647</b>	<b>16218</b>	<b>3031487</b>		<b>15875</b>	<b>2953792</b>

**Day/Month wise Opening Balance of Toll Collection & Traffic**

Day	26
Month	11
Year	2025
Toll Depositing Bank	State Bank Of India
Bank Account No.	39177623786

Transaction Type	Car/Jeep Count	Total Car/ Jeep Amount (in Rs.)	Bus/Truck Count	Total Bus / Truck Amount (in Rs.)	LCV Count	Total LCV Amount (in Rs.)	MAV (Multi Axle Vehicle Count)	Total MAV (Multi Axle Vehicle) Amount (in Rs.)	Three Axle Count	Three Axle Count Amount (in Rs.)	FASTag Debit Adjustment/ Chargeback Received from Bank (Net)		
1	2	3	4	5	6	7	8	9	10	11	12	13	Note-5
Single Journey	4480	202872	1978	326736	640	52931	4717	1674726	0	0	0	226	
Monthly Pass Sales	1	719	0	0	0	0	0	0	0	0	0	0	
Daily Pass Sales	1765	124572	537	132327	274	34269	569	299017	0	0	0	0	
Local Pass Sales	0	0	0	0	0	0	0	0	0	0	0	0	
Return Pass Sales	0	0	0	0	0	0	0	0	0	0	0	0	
Double User Fee (FASTag Lane Violation) (Note-6)	480	45120	38	12540	15	2490	13	9230	0	0	0	0	
1.25 times User Fee via UPI (FASTag Lane Violation) (Note-9)	312	18330	23	4744	5	519	28	12425	0	0	0	0	

Traffic and Revenue Receivable (Annual Pass - Note 7)		
Transaction Type	Car/Jeep Count	Total Car/ Jeep Amount (in Rs.)
1	2	3
Annual Pass	595	31055

Total Non-Tollable Traffic Count Entry Details (Note-2)					
Transaction Type	Car/Jeep Count	Bus/Truck Count	LCV Count	MAV (Multi Axle Vehicle Count)	Three Axle Count
1	2	3	4	5	6
Reuse & Exit	2329	586	362	587	0
Exemption & Violation	4251	290	105	200	0

**Notes**

1. Fee for Fastag vehicles passing two toll plazas, is collected at two plazas in few cases and therefore section wise traffic details will not be available at one plaza for same.
2. All Non-tollable traffic could not be recorded/reported due to unavailability of adequate Lanes & systems. Non-Tollable count includes Reuse of daily/return/monthly pass, exit trips, exemption and violations.
3. Reporting (FASTag/Cash/Card) - 12:00:00 AM to 11:59:59 PM.
4. Fastag Collection is net of Acquiring Bank Charges
5. FASTag Debit Adjustment/Chargeback Received from Bank (Net)
6. Double user fee (from cash vehicles entering dedicated Fastag lane) collected from vehicles are reported separately (count and revenue). These are included in vehicle category wise count and revenue.
7. Annual FASTag pass w.e.f. 15 August 2025 as per directions of MPEL vide letter no MPEL/DIC/2025/676 dated August 14, 2025.
8. Annual Pass Toll Revenue receivable (as given in the table above) is not included in the column 'Fee Collected'.
9. '1.25' times User Fee via UPI for vehicles without a valid FASTag w.e.f. 15 November 2025 as per directions of MPEL vide letter no MPEL/02/DIC/968 dated 10 November 2025.



**MONTHLY/DAILY FEE STATEMENT**

Project Highway: National Highway NH-48

Day/Month: 27-Nov-2025

Sr. No.	Name of Toll Plaza Location	Chainage
1	National Highway NH-48 (from Km. 20+400 to 131+200)	
	Shilphata	103+350

Type of Vehicle	For corresponding day/month of previous year 27-Nov-2024		For preceding day/month 26-Nov-2025		For the day/month reported upon 27-Nov-2025		
	No. of Vehicles	Fee collected (in lakh Rs.)	No. of Vehicles	Fee collected (in lakh Rs.)	Fee per Vehicle (in Rs.)	No. of Vehicles	Fee collected (in lakh Rs.)
1	2	3	4	5	6	7	8
A-Car (Note-7)	6280	370730	7038	391613	Note-1	6891	381756
B-LCV	903	89237	934	90209		963	91790
C-Bus	2525	467185	2576	476347		2735	505828
D-Truck	0	0	0	0		0	0
E-Three-axle vehicle	0	0	0	0		0	0
F-Multi-axle Truck	4982	1873249	5327	1995398		5556	2082122
G-Oversized vehicle	0	0	0	0		0	0
FASTag Debit Adjustment/ Chargeback Received from Bank (Net) (Note-5)	0	1250	0	226	Note-5	0	1346
<b>H- Total</b>	<b>14690</b>	<b>2801651</b>	<b>15875</b>	<b>2953792</b>		<b>16145</b>	<b>3062842</b>

**Day/Month wise Opening Balance of Toll Collection & Traffic**

Day	27
Month	11
Year	2025
Toll Depositing Bank	State Bank Of India
Bank Account No.	39177623786

Transaction Type	Car/Jeep Count	Total Car/ Jeep Amount (in Rs.)	Bus/Truck Count	Total Bus / Truck Amount (in Rs.)	LCV Count	Total LCV Amount (in Rs.)	MAV (Multi Axle Vehicle Count)	Total MAV (Multi Axle Vehicle) Amount (in Rs.)	Three Axle Count	Three Axle Count Amount (in Rs.)	FASTag Debit Adjustment/ Chargeback Received from Bank (Net) Note-5
1	2	3	4	5	8	9	10	11	12	13	
Single Journey	4367	197389	2102	347431	692	57663	4899	1737341	0	0	1346
Monthly Pass Sales	1	359	0	0	0	0	0	0	0	0	0
Daily Pass Sales	1709	120676	557	137401	248	30870	600	315760	0	0	0
Local Pass Sales	0	0	0	0	0	0	0	0	0	0	0
Return Pass Sales	0	0	0	0	0	0	0	0	0	0	0
Double User Fee (FASTag Lane Violation) (Note-6)	440	41360	43	14190	14	2324	14	9940	0	0	0
1.25 times User Fee via UPI (FASTag Lane Violation) (Note-9)	374	21973	33	6806	9	934	43	19081	0	0	0

Traffic and Revenue Receivable (Annual Pass - Note 7)		
Transaction Type	Car/Jeep Count	Total Car/ Jeep Amount (in Rs.)
1	2	3
Annual Pass	606	32079

Total Non-Tollable Traffic Count Entry Details (Note-2)					
Transaction Type	Car/Jeep Count	Bus/Truck Count	LCV Count	MAV (Multi Axle Vehicle Count)	Three Axle Count
1	2	3	5	6	7
Reuse & Exit	2288	624	323	651	0
Exemption & Violation	4005	287	108	244	0

**Notes**

1. Fee for Fastag vehicles passing two toll plazas, is collected at two plazas in few cases and therefore section wise traffic details will not be available at one plaza for same.
2. All Non-tollable traffic could not be recorded/reported due to unavailability of adequate Lanes & systems. Non-Tollable count includes Reuse of daily/return/monthly pass, exit trips, exemption and violations.
3. Reporting (FASTag/Cash/Card) - 12:00:00 AM to 11:59:59 PM.
4. Fastag Collection is net of Acquiring Bank Charges
5. FASTag Debit Adjustment/Chargeback Received from Bank (Net)
6. Double user fee (from cash vehicles entering dedicated Fastag lane) collected from vehicles are reported separately (count and revenue). These are included in vehicle category wise count and revenue.
7. Annual FASTag pass w.e.f. 15 August 2025 as per directions of MPEL vide letter no MPEL/DIC/2025/676 dated August 14, 2025.
8. Annual Pass Toll Revenue receivable (as given in the table above) is not included in the column 'Fee Collected'.
9. '1.25' times User Fee via UPI for vehicles without a valid FASTag w.e.f. 15 November 2025 as per directions of MPEL vide letter no MPEL/02/DIC/968 dated 10 November 2025.



**MONTHLY/DAILY FEE STATEMENT**

Project Highway: National Highway NH-48

Day/Month: 28-Nov-2025

Sr. No.	Name of Toll Plaza Location	Chainage
National Highway NH-48 (from Km. 20+400 to 131+200)		
1	Shilphata	103+350

Type of Vehicle	For corresponding day/month of previous year 28-Nov-2024		For preceding day/month 27-Nov-2025		For the day/month reported upon 28-Nov-2025		
	No. of Vehicles	Fee collected (in lakh Rs.)	No. of Vehicles	Fee collected (in lakh Rs.)	Fee per Vehicle (in Rs.)	No. of Vehicles	Fee collected (in lakh Rs.)
1	2	3	4	5	6	7	8
A-Car (Note-7)	6045	360359	6891	381756	Note-1	7385	408249
B-LCV	947	90946	963	91790		947	90007
C-Bus	2515	465865	2735	505828		2657	486009
D-Truck	0	0	0	0		0	0
E-Three-axle vehicle	0	0	0	0		0	0
F-Multi-axle Truck	4660	1755376	5556	2082122		5499	2069743
G-Oversized vehicle	0	0	0	0		0	0
FASTag Debit Adjustment/ Chargeback Received from Bank (Net) (Note-5)	0	0	0	1346	Note-5	0	424
<b>H- Total</b>	<b>14167</b>	<b>2672546</b>	<b>16145</b>	<b>3062842</b>		<b>16488</b>	<b>3054432</b>

**Day/Month wise Opening Balance of Toll Collection & Traffic**

Day	28
Month	11
Year	2025
Toll Depositing Bank	State Bank Of India
Bank Account No.	39177623786

Transaction Type	Car/Jeep Count	Total Car/ Jeep Amount (in Rs.)	Bus/Truck Count	Total Bus / Truck Amount (in Rs.)	LCV Count	Total LCV Amount (in Rs.)	MAV (Multi Axle Vehicle Count)	Total MAV (Multi Axle Vehicle) Amount (in Rs.)	Three Axle Count	Three Axle Count Amount (in Rs.)	FASTag Debit Adjustment/ Chargeback Received from Bank (Net) Note-5
1	2	3	4	5	8	9	10	11	12	13	
Single Journey	4858	221297	2098	346551	678	56484	4799	1700659	0	0	424
Monthly Pass Sales	2	719	0	0	0	0	0	0	0	0	0
Daily Pass Sales	1693	119482	496	122504	245	30349	620	325862	0	0	0
Local Pass Sales	0	0	0	0	0	0	0	0	0	0	0
Return Pass Sales	0	0	0	0	0	0	0	0	0	0	0
Double User Fee (FASTag Lane Violation) (Note-6)	507	47658	32	10560	11	1826	29	20590	0	0	0
1.25 times User Fee via UPI (FASTag Lane Violation) (Note-9)	325	19094	31	6394	13	1349	51	22631	0	0	0

Traffic and Revenue Receivable (Annual Pass - Note 7)		
Transaction Type	Car/Jeep Count	Total Car/ Jeep Amount (in Rs.)
1	2	3
Annual Pass	564	29815

Total Non-Tollable Traffic Count Entry Details (Note-2)						
Transaction Type	Car/Jeep Count	Bus/Truck Count	LCV Count	MAV (Multi Axle Vehicle Count)	Three Axle Count	
1	2	3	5	6	7	
Reuse & Exit	2198	555	324	714	0	
Exemption & Violation	4344	265	111	183	0	

**Notes**

1. Fee for Fastag vehicles passing two toll plazas, is collected at two plazas in few cases and therefore section wise traffic details will not be available at one plaza for same.
2. All Non-tollable traffic could not be recorded/reported due to unavailability of adequate Lanes & systems. Non-Tollable count includes Reuse of daily/return/monthly pass, exit trips, exemption and violations.
3. Reporting (FASTag/Cash/Card) - 12:00:00 AM to 11:59:59 PM.
4. Fastag Collection is net of Acquiring Bank Charges
5. FASTag Debit Adjustment/Chargeback Received from Bank (Net)
6. Double user fee (from cash vehicles entering dedicated Fastag lane) collected from vehicles are reported separately (count and revenue). These are included in vehicle category wise count and revenue.
7. Annual FASTag pass w.e.f. 15 August 2025 as per directions of MPEL vide letter no MPEL/DIC/2025/676 dated August 14, 2025.
8. Annual Pass Toll Revenue receivable (as given in the table above) is not included in the column 'Fee Collected'.
9. '1.25' times User Fee via UPI for vehicles without a valid FASTag w.e.f. 15 November 2025 as per directions of MPEL vide letter no MPEL/02/DIC/968 dated 10 November 2025.



**MONTHLY/DAILY FEE STATEMENT**

Project Highway: National Highway NH-48

Day/Month: 29-Nov-2025

Sr. No.	Name of Toll Plaza Location	Chainage
National Highway NH-48 (from Km. 20+400 to 131+200)		
1	Shilphata	103+350

Type of Vehicle	For corresponding day/month of previous year 29-Nov-2024		For preceding day/month 28-Nov-2025		For the day/month reported upon 29-Nov-2025		
	No. of Vehicles	Fee collected (in lakh Rs.)	No. of Vehicles	Fee collected (in lakh Rs.)	Fee per Vehicle (in Rs.)	No. of Vehicles	Fee collected (in lakh Rs.)
1	2	3	4	5	6	7	8
A-Car (Note-7)	6185	362346	7385	408249	Note-1	7769	430663
B-LCV	978	93655	947	90007		975	103628
C-Bus	2723	506462	2657	486009		2720	508379
D-Truck	0	0	0	0		0	0
E-Three-axle vehicle	0	0	0	0		0	0
F-Multi-axle Truck	5387	2025015	5499	2069743		5384	2023976
G-Oversized vehicle	0	0	0	0		0	0
FASTag Debit Adjustment/ Chargeback Received from Bank (Net) (Note-5)	0	940	0	424	Note-5	0	601
<b>H- Total</b>	<b>15273</b>	<b>2988419</b>	<b>16488</b>	<b>3054432</b>		<b>16848</b>	<b>3067247</b>

**Day/Month wise Opening Balance of Toll Collection & Traffic**

Day	29
Month	11
Year	2025
Toll Depositing Bank	State Bank Of India
Bank Account No.	39177623786

Transaction Type	Car/Jeep Count	Total Car/ Jeep Amount (in Rs.)	Bus/Truck Count	Total Bus / Truck Amount (in Rs.)	LCV Count	Total LCV Amount (in Rs.)	MAV (Multi Axle Vehicle Count)	Total MAV (Multi Axle Vehicle) Amount (in Rs.)	Three Axle Count	Three Axle Count Amount (in Rs.)	FASTag Debit Adjustment/ Chargeback Received from Bank (Net) Note-5
1	2	3	4	5	8	9	10	11	12	13	
Single Journey	5053	231712	2137	352974	687	57079	4707	1667872	0	0	601
Monthly Pass Sales	4	1437	2	9882	5	11200	0	0	0	0	0
Daily Pass Sales	1794	126590	511	126259	255	31759	643	338089	0	0	0
Local Pass Sales	0	0	0	0	0	0	0	0	0	0	0
Return Pass Sales	0	0	0	0	0	0	0	0	0	0	0
Double User Fee (FASTag Lane Violation) (Note-6)	482	45308	39	12870	11	1826	11	7810	0	0	0
1.25 times User Fee via UPI (FASTag Lane Violation) (Note-9)	436	25615	31	6394	17	1764	23	10206	0	0	0

Traffic and Revenue Receivable (Annual Pass - Note 7)		
Transaction Type	Car/Jeep Count	Total Car/ Jeep Amount (in Rs.)
1	2	3
Annual Pass	534	28305

Total Non-Tollable Traffic Count Entry Details (Note-2)					
Transaction Type	Car/Jeep Count	Bus/Truck Count	LCV Count	MAV (Multi Axle Vehicle Count)	Three Axle Count
1	2	3	5	6	7
Reuse & Exit	2290	568	330	672	0
Exemption & Violation	4422	234	112	198	0

**Notes**

1. Fee for Fastag vehicles passing two toll plazas, is collected at two plazas in few cases and therefore section wise traffic details will not be available at one plaza for same.
2. All Non-tollable traffic could not be recorded/reported due to unavailability of adequate Lanes & systems. Non-Tollable count includes Reuse of daily/return/monthly pass, exit trips, exemption and violations.
3. Reporting (FASTag/Cash/Card) - 12:00:00 AM to 11:59:59 PM.
4. Fastag Collection is net of Acquiring Bank Charges
5. FASTag Debit Adjustment/Chargeback Received from Bank (Net)
6. Double user fee (from cash vehicles entering dedicated Fastag lane) collected from vehicles are reported separately (count and revenue). These are included in vehicle category wise count and revenue.
7. Annual FASTag pass w.e.f. 15 August 2025 as per directions of MPEL vide letter no MPEL/DIC/2025/676 dated August 14, 2025.
8. Annual Pass Toll Revenue receivable (as given in the table above) is not included in the column 'Fee Collected'.
9. '1.25' times User Fee via UPI for vehicles without a valid FASTag w.e.f. 15 November 2025 as per directions of MPEL vide letter no MPEL/02/DIC/968 dated 10 November 2025.



**MONTHLY/DAILY FEE STATEMENT**

Project Highway: National Highway NH-48

Day/Month: 30-Nov-2025

Sr. No.	Name of Toll Plaza Location	Chainage
1	Shilphata	103+350

Type of Vehicle	For corresponding day/month of previous year 30-Nov-2024		For preceding day/month 29-Nov-2025		For the day/month reported upon 30-Nov-2025		
	No. of Vehicles	Fee collected (in lakh Rs.)	No. of Vehicles	Fee collected (in lakh Rs.)	Fee per Vehicle (in Rs.)	No. of Vehicles	Fee collected (in lakh Rs.)
1	2	3	4	5	6	7	8
A-Car (Note-7)	7357	449231	7769	430663	Note-1	8764	499047
B-LCV	1018	111681	975	103628		806	86359
C-Bus	2562	471739	2720	508379		2210	399484
D-Truck	0	0	0	0		0	0
E-Three-axle vehicle	0	0	0	0		0	0
F-Multi-axle Truck	5250	2002608	5384	2023976		5041	1891889
G-Oversized vehicle	0	0	0	0		0	0
FASTag Debit Adjustment/ Chargeback Received from Bank (Net) (Note-5)	0	10185	0	601	Note-5	0	1312
<b>H- Total</b>	<b>16187</b>	<b>3045444</b>	<b>16848</b>	<b>3067247</b>		<b>16821</b>	<b>2878091</b>

**Day/Month wise Opening Balance of Toll Collection & Traffic**

Day	30
Month	11
Year	2025
Toll Depositing Bank	State Bank Of India
Bank Account No.	39177623786

Transaction Type	Car/Jeep Count	Total Car/ Jeep Amount (in Rs.)	Bus/Truck Count	Total Bus / Truck Amount (in Rs.)	LCV Count	Total LCV Amount (in Rs.)	MAV (Multi Axle Vehicle Count)	Total MAV (Multi Axle Vehicle) Amount (in Rs.)	Three Axle Count	Three Axle Count (in Rs.)	FASTag Debit Adjustment/ Chargeback Received from Bank (Net) Note-5
1	2	3	4	5	8	9	10	11	12	13	
Single Journey	5665	261908	1805	298191	599	49607	4444	1575034	0	0	1312
Monthly Pass Sales	15	9254	0	0	5	11200	0	0	0	0	0
Daily Pass Sales	2009	141676	358	88382	180	22522	552	292626	0	0	0
Local Pass Sales	0	0	0	0	0	0	0	0	0	0	0
Return Pass Sales	0	0	0	0	0	0	0	0	0	0	0
Double User Fee (FASTag Lane Violation) (Note-6)	654	61476	26	8580	12	1992	16	11360	0	0	0
1.25 times User Fee via UPI (FASTag Lane Violation) (Note-9)	421	24734	21	4331	10	1038	29	12869	0	0	0

Traffic and Revenue Receivable (Annual Pass - Note 7)		
Transaction Type	Car/Jeep Count	Total Car/ Jeep Amount (in Rs.)
1	2	3
Annual Pass	573	30084

Total Non-Tollable Traffic Count Entry Details (Note-2)					
Transaction Type	Car/Jeep Count	Bus/Truck Count	LCV Count	MAV (Multi Axle Vehicle Count)	Three Axle Count
1	2	3	5	6	7
Reuse & Exit	2466	401	233	602	0
Exemption & Violation	5216	171	53	168	0

**Notes**

1. Fee for Fastag vehicles passing two toll plazas, is collected at two plazas in few cases and therefore section wise traffic details will not be available at one plaza for same.
2. All Non-tollable traffic could not be recorded/reported due to unavailability of adequate Lanes & systems. Non-Tollable count includes Reuse of daily/return/monthly pass, exit trips, exemption and violations.
3. Reporting (FASTag/Cash/Card) - 12:00:00 AM to 11:59:59 PM.
4. Fastag Collection is net of Acquiring Bank Charges
5. FASTag Debit Adjustment/Chargeback Received from Bank (Net)
6. Double user fee (from cash vehicles entering dedicated Fastag lane) collected from vehicles are reported separately (count and revenue). These are included in vehicle category wise count and revenue.
7. Annual FASTag pass w.e.f. 15 August 2025 as per directions of MPEL vide letter no MPEL/DIC/2025/676 dated August 14, 2025.
8. Annual Pass Toll Revenue receivable (as given in the table above) is not included in the column 'Fee Collected'.
9. '1.25' times User Fee via UPI for vehicles without a valid FASTag w.e.f. 15 November 2025 as per directions of MPEL vide letter no MPEL/02/DIC/968 dated 10 November 2025.

