

**Indeeya Infrastructure Pvt.Ltd Solapur IRDP Toll
Daily Tollable & NON Tollable Traffic Count And Revenue Entry Details**

Date		01/04/2026						
Section Name		Solapur IRDP						
Bank Name Where Cash Depositing		-----						
Bank Account Number		-----						
Collection Depositing Date		-----						
Transaction Type	Car/Jeep ep Count	Car/Jeep Amount (In.Rs.)	LCV Count	LCV Amount (In. Rs.)	Bus / Truck Count	Bus / Truck Amount (In.Rs.)	MAV (Multi Axle Vechicle)Co unt	MAV (Multi Axle Vechicle)A mount (In.Rs.)
1	2	3	4	5	6	7	8	9
Single Journey	0	0	621	37260	511	53655	513	64125
Discount Coupons Sales 50%	0	0	152	0	140	0	120	0
Political parties vehicles traffic count which is not paying toll though payable	0	0	230	0	200	0	190	0
(FCI Vechicle) Emergency services of government food distribution vehicles traffic count, vehicles are payable toll but not paying toll.	0	0	0	0	45	0	40	0
The number of vehicles that have discount coupons but whose money has been deducted through FASTag, the number of vehicles for which we have refunded the money.	0	0	0	0	0	0	0	0
Estimated traffic volume of local vehicles and Non-tollable vehicles and vehicles exempted by the government, excluding LMVs	0	0	181	0	178	0	150	0
Total Tollable Vechicle Count							2,057	
Total NONTollable Vechicle Count							1,214	
Total Vechicle Count							3,271	
Total Vechicle Amount							155,040	
Total Discount Sales							9,000	
Total Daily Collection							164,040	
Discount vehicles refund by cash toll amount							-	
Net Total Daily Collection							164,040	

Indeeya Infrastructure Private Limited

Director

**Indeeya Infrastructure Pvt.Ltd Solapur IRDP Toll
Daily Tollable & NON Tollable Traffic Count And Revenue Entry Details**

Date			02/04/2026					
Section Name			Solapur IRDP					
Bank Name Where Cash Depositing			-----					
Bank Account Number			-----					
Collection Depositing Date			-----					
Transaction Type	Car/Jeep Count	Car/Jeep Amount (In.Rs.)	LCV Count	LCV Amount (In. Rs.)	Bus / Truck Count	Bus / Truck Amount (In.Rs.)	MAV (Multi Axle Vechicle)Co unt	MAV (Multi Axle Vechicle)A mount (In.Rs.)
1	2	3	4	5	6	7	8	9
Single Journey	0	0	630	37800	501	52605	493	61625
Discount Coupons Sales 50%	0	0	218	0	210	0	190	0
Political parties vehicles traffic count which is not paying toll though payable	0	0	202	0	187	0	168	0
(FCI Vechicle) Emergency services of government food distribution vehicles traffic count, vehicles are payable toll but not paying toll.	0	0	0	0	62	0	52	0
The number of vehicles that have discount coupons but whose money has been deducted through FASTag, the number of vehicles for which we have refunded the money.	0	0	0	0	0	0	0	0
Estimated traffic volume of local vehicles and Non-tollable vehicles and vehicles exempted by the government, excluding LMVs	0	0	174	0	186	0	120	0
Total Tollable Vechicle Count							2,242	
Total NONTollable Vechicle Count							1,151	
Total Vechicle Count							3,393	
Total Vechicle Amount							152,030	
Total Discount Sales							6,250	
Total Daily Collection							158,280	
Discount vehicles refund by cash toll amount							-	
Net Total Daily Collection							158,280	

Indeeya Infrastructure Private Limited

Director

**Indeeya Infrastructure Pvt.Ltd Solapur IRDP Toll
Daily Tollable & NON Tollable Traffic Count And Revenue Entry Details**

Date			03/04/2026					
Section Name			Solapur IRDP					
Bank Name Where Cash Depositing			-----					
Bank Account Number			-----					
Collection Depositing Date			-----					
Transaction Type	Car/Jeep Count	Car/Jeep Amount (In.Rs.)	LCV Count	LCV Amount (In. Rs.)	Bus / Truck Count	Bus / Truck Amount (In.Rs.)	MAV (Multi Axle Vechicle)Co unt	MAV (Multi Axle Vechicle)A mount (In.Rs.)
1	2	3	4	5	6	7	8	9
Single Journey	0	0	650	39000	541	56805	442	55250
Discount Coupons Sales 50%	0	0	187	0	145	0	120	0
Political parties vehicles traffic count which is not paying toll though payable	0	0	147	0	162	0	112	0
(FCI Vechicle) Emergency services of government food distribution vehicles traffic count, vehicles are payable toll but not paying toll.	0	0	0	0	12	0	8	0
The number of vehicles that have discount coupons but whose money has been deducted through FASTag, the number of vehicles for which we have refunded the money.	0	0	0	0	0	0	0	0
Estimated traffic volume of local vehicles and Non-tollable vehicles and vehicles exempted by the government, excluding LMVs	0	0	154	0	124	0	141	0
Total Tollable Vechicle Count							2,085	
Total NONTollable Vechicle Count							860	
Total Vechicle Count							2,945	
Total Vechicle Amount							151,055	
Total Discount Sales							5,250	
Total Daily Collection							156,305	
Discount vehicles refund by cash toll amount							-	
Net Total Daily Collection							156,305	

Indeeya Infrastructure Private Limited

Director

**Indeeya Infrastructure Pvt.Ltd Solapur IRDP Toll
Daily Tollable & NON Tollable Traffic Count And Revenue Entry Details**

Date		04/04/2026						
Section Name		Solapur IRDP						
Bank Name Where Cash Depositing		-----						
Bank Account Number		-----						
Collection Depositing Date		-----						
Transaction Type	Car/Jeep Count	Car/Jeep Amount (In.Rs.)	LCV Count	LCV Amount (In. Rs.)	Bus / Truck Count	Bus / Truck Amount (In.Rs.)	MAV (Multi Axle Vechicle)Count	MAV (Multi Axle Vechicle)Amount (In.Rs.)
1	2	3	4	5	6	7	8	9
Single Journey	0	0	600	36000	475	49875	521	65125
Discount Coupons Sales 50%	0	0	150	0	141	0	122	0
Political parties vehicles traffic count which is not paying toll though payable	0	0	235	0	212	0	197	0
(FCI Vechicle) Emergency services of government food distribution vehicles traffic count, vehicles are payable toll but not paying toll.	0	0	0	0	30	0	8	0
The number of vehicles that have discount coupons but whose money has been deducted through FASTag, the number of vehicles for which we have refunded the money.	0	0	0	0	0	0	0	0
Estimated traffic volume of local vehicles and Non-tollable vehicles and vehicles exempted by the government, excluding LMVs	0	0	199	0	178	0	155	0
Total Tollable Vechicle Count							2,009	
Total NONTollable Vechicle Count							1,214	
Total Vechicle Count							3,223	
Total Vechicle Amount							151,000	
Total Discount Sales							12,000	
Total Daily Collection							163,000	
Discount vehicles refund by cash toll amount							-	
Net Total Daily Collection							163,000	

Indeeya Infrastructure Private Limited

Director

**Indeeya Infrastructure Pvt.Ltd Solapur IRDP Toll
Daily Tollable & NON Tollable Traffic Count And Revenue Entry Details**

Date		05/04/2026						
Section Name		Solapur IRDP						
Bank Name Where Cash Depositing		-----						
Bank Account Number		-----						
Collection Depositing Date		-----						
Transaction Type	Car/Jeep Count	Car/Jeep Amount (In.Rs.)	LCV Count	LCV Amount (In. Rs.)	Bus / Truck Count	Bus / Truck Amount (In.Rs.)	MAV (Multi Axle Vechicle)Count	MAV (Multi Axle Vechicle)Amount (In.Rs.)
1	2	3	4	5	6	7	8	9
Single Journey	0	0	605	36300	489	51345	515	64375
Discount Coupons Sales 50%	0	0	142	0	120	0	111	0
Political parties vehicles traffic count which is not paying toll though payable	0	0	142	0	101	0	129	0
(FCI Vechicle) Emergency services of government food distribution vehicles traffic count, vehicles are payable toll but not paying toll.	0	0	0	0	14	0	10	0
The number of vehicles that have discount coupons but whose money has been deducted through FASTag, the number of vehicles for which we have refunded the money.	0	0	0	0	0	0	0	0
Estimated traffic volume of local vehicles and Non-tollable vehicles and vehicles exempted by the government, excluding LMVs	0	0	174	0	185	0	189	0
Total Tollable Vechicle Count							1,982	
Total NONTollable Vechicle Count							944	
Total Vechicle Count							2,926	
Total Vechicle Amount							152,020	
Total Discount Sales							10,500	
Total Daily Collection							162,520	
Discount vehicles refund by cash toll amount							-	
Net Total Daily Collection							162,520	

Indeeya Infrastructure Private Limited

Director

**Indeeya Infrastructure Pvt.Ltd Solapur IRDP Toll
Daily Tollable & NON Tollable Traffic Count And Revenue Entry Details**

Date			06/04/2026					
Section Name			Solapur IRDP					
Bank Name Where Cash Depositing			-----					
Bank Account Number			-----					
Collection Depositing Date			-----					
Transaction Type	Car/Jeep Count	Car/Jeep Amount (In.Rs.)	LCV Count	LCV Amount (In. Rs.)	Bus / Truck Count	Bus / Truck Amount (In.Rs.)	MAV (Multi Axle Vechicle)Co unt	MAV (Multi Axle Vechicle)A mount (In.Rs.)
1	2	3	4	5	6	7	8	9
Single Journey	0	0	657	39420	520	54600	520	65000
Discount Coupons Sales 50%	0	0	214	0	200	0	190	0
Political parties vehicles traffic count which is not paying toll though payable	0	0	220	0	185	0	170	0
(FCI Vechicle) Emergency services of government food distribution vehicles traffic count, vehicles are payable toll but not paying toll.	0	0	0	0	48	0	30	0
The number of vehicles that have discount coupons but whose money has been deducted through FASTag, the number of vehicles for which we have refunded the money.	0	0	0	0	0	0	0	0
Estimated traffic volume of local vehicles and Non-tollable vehicles and vehicles exempted by the government, excluding LMVs	0	0	201	0	175	0	156	0
Total Tollable Vechicle Count							2,301	
Total NONTollable Vechicle Count							1,185	
Total Vechicle Count							3,486	
Total Vechicle Amount							159,020	
Total Discount Sales							18,750	
Total Daily Collection							177,770	
Discount vehicles refund by cash toll amount							-	
Net Total Daily Collection							177,770	

Indeeya Infrastructure Private Limited

Director


**Indeeya Infrastructure Pvt.Ltd Solapur IRDP Toll
Daily Tollable & NON Tollable Traffic Count And Revenue Entry Details**

Date			07/04/2026					
Section Name			Solapur IRDP					
Bank Name Where Cash Depositing			-----					
Bank Account Number			-----					
Collection Depositing Date			-----					
Transaction Type	Car/Jeep Count	Car/Jeep Amount (In.Rs.)	LCV Count	LCV Amount (In. Rs.)	Bus / Truck Count	Bus / Truck Amount (In.Rs.)	MAV (Multi Axle Vechicle)Co unt	MAV (Multi Axle Vechicle)A mount (In.Rs.)
1	2	3	4	5	6	7	8	9
Single Journey	0	0	600	36000	500	52500	516	64500
Discount Coupons Sales 50%	0	0	117	0	95	0	80	0
Political parties vehicles traffic count which is not paying toll though payable	0	0	124	0	119	0	74	0
(FCI Vechicle) Emergency services of government food distribution vehicles traffic count, vehicles are payable toll but not paying toll.	0	0	0	0	17	0	5	0
The number of vehicles that have discount coupons but whose money has been deducted through FASTag, the number of vehicles for which we have refunded the money.	0	0	0	0	0	0	0	0
Estimated traffic volume of local vehicles and Non-tollable vehicles and vehicles exempted by the government, excluding LMVs	0	0	169	0	118	0	109	0
Total Tollable Vechicle Count							1,908	
Total NONTollable Vechicle Count							735	
Total Vechicle Count							2,643	
Total Vechicle Amount							153,000	
Total Discount Sales							12,500	
Total Daily Collection							165,500	
Discount vehicles refund by cash toll amount							-	
Net Total Daily Collection							165,500	


Indeeya Infrastructure Private Limited

Director

**Indeeya Infrastructure Pvt.Ltd Solapur IRDP Toll
Daily Tollable & NON Tollable Traffic Count And Revenue Entry Details**

Date		08/04/2026						
Section Name		Solapur IRDP						
Bank Name Where Cash Depositing		-----						
Bank Account Number		-----						
Collection Depositing Date		-----						
Transaction Type	Car/Jeep Count	Car/Jeep Amount (In.Rs.)	LCV Count	LCV Amount (In. Rs.)	Bus / Truck Count	Bus / Truck Amount (In.Rs.)	MAV (Multi Axle Vechicle)Co unt	MAV (Multi Axle Vechicle)A mount (In.Rs.)
1	2	3	4	5	6	7	8	9
Single Journey	0	0	608	36480	560	58800	510	63750
Discount Coupons Sales 50%	0	0	155	0	148	0	152	0
Political parties vehicles traffic count which is not paying toll though payable	0	0	198	0	141	0	110	0
(FCI Vechicle) Emergency services of government food distribution vehicles traffic count, vehicles are payable toll but not paying toll.	0	0	0	0	30	0	18	0
The number of vehicles that have discount coupons but whose money has been deducted through FASTag, the number of vehicles for which we have refunded the money.	0	0	0	0	0	0	0	0
Estimated traffic volume of local vehicles and Non-tollable vehicles and vehicles exempted by the government, excluding LMVs	0	0	198	0	144	0	160	0
<p align="center">Indeeya Infrastructure Private Limited</p>  <p align="center">Director</p>		Total Tollable Vechicle Count						2,133
		Total NONTollable Vechicle Count						999
		Total Vechicle Count						3,132
		Total Vechicle Amount						159,030
		Total Discount Sales						9,000
		Total Daily Collection						168,030
		Discount vehicles refund by cash toll amount						-
Net Total Daily Collection						168,030		

**Indeeya Infrastructure Pvt.Ltd Solapur IRDP Toll
Daily Tollable & NON Tollable Traffic Count And Revenue Entry Details**

Date			09/04/2026					
Section Name			Solapur IRDP					
Bank Name Where Cash Depositing			-----					
Bank Account Number			-----					
Collection Depositing Date			-----					
Transaction Type	Car/Jeep ep Count	Car/Jeep Amount (In.Rs.)	LCV Count	LCV Amount (In. Rs.)	Bus / Truck Count	Bus / Truck Amount (In.Rs.)	MAV (Multi Axle Vechicle)Co unt	MAV (Multi Axle Vechicle)A mount (In.Rs.)
1	2	3	4	5	6	7	8	9
Single Journey	0	0	653	39180	470	49350	500	62500
Discount Coupons Sales 50%	0	0	148	0	145	0	121	0
Political parties vehicles traffic count which is not paying toll though payable	0	0	158	0	121	0	118	0
(FCI Vechicle) Emergency services of government food distribution vehicles traffic count, vehicles are payable toll but not paying toll.	0	0	0	0	29	0	25	0
The number of vehicles that have discount coupons but whose money has been deducted through FASTag, the number of vehicles for which we have refunded the money.	0	0	0	0	0	0	0	0
Estimated traffic volume of local vehicles and Non-tollable vehicles and vehicles exempted by the government, excluding LMVs	0	0	160	0	145	0	135	0
 Indeeya Infrastructure Private Limited Director			Total Tollable Vechicle Count					2,037
			Total NONTollable Vechicle Count					891
			Total Vechicle Count					2,928
			Total Vechicle Amount					151,030
			Total Discount Sales					10,500
			Total Daily Collection					161,530
			Discount vehicles refund by cash toll amount					-
Net Total Daily Collection					161,530			


**Indeeya Infrastructure Pvt.Ltd Solapur IRDP Toll
Daily Tollable & NON Tollable Traffic Count And Revenue Entry Details**

Date		10/04/2026						
Section Name		Solapur IRDP						
Bank Name Where Cash Depositing		-----						
Bank Account Number		-----						
Collection Depositing Date		-----						
Transaction Type	Car/Jeep Count	Car/Jeep Amount (In.Rs.)	LCV Count	LCV Amount (In. Rs.)	Bus / Truck Count	Bus / Truck Amount (In.Rs.)	MAV (Multi Axle Vechicle)Co unt	MAV (Multi Axle Vechicle)A mount (In.Rs.)
1	2	3	4	5	6	7	8	9
Single Journey	0	0	613	36780	501	52605	565	70625
Discount Coupons Sales 50%	0	0	215	0	200	0	195	0
Political parties vehicles traffic count which is not paying toll though payable	0	0	220	0	202	0	190	0
(FCI Vechicle) Emergency services of government food distribution vehicles traffic count, vehicles are payable toll but not paying toll.	0	0	0	0	48	0	40	0
The number of vehicles that have discount coupons but whose money has been deducted through FASTag, the number of vehicles for which we have refunded the money.	0	0	0	0	0	0	0	0
Estimated traffic volume of local vehicles and Non-tollable vehicles and vehicles exempted by the government, excluding LMVs	0	0	214	0	185	0	169	0
Total Tollable Vechicle Count							2,289	
Total NONTollable Vechicle Count							1,268	
Total Vechicle Count							3,557	
Total Vechicle Amount							160,010	
Total Discount Sales							5,250	
Total Daily Collection							165,260	
Discount vehicles refund by cash toll amount							-	
Net Total Daily Collection							165,260	


Indeeya Infrastructure Private Limited

Director


**Indeeya Infrastructure Pvt.Ltd Solapur IRDP Toll
Daily Tollable & NON Tollable Traffic Count And Revenue Entry Details**

Date		11/04/2026						
Section Name		Solapur IRDP						
Bank Name Where Cash Depositing		-----						
Bank Account Number		-----						
Collection Depositing Date		-----						
Transaction Type	Car/Jeep Count	Car/Jeep Amount (In.Rs.)	LCV Count	LCV Amount (In. Rs.)	Bus / Truck Count	Bus / Truck Amount (In.Rs.)	MAV (Multi Axle Vehicle)Co unt	MAV (Multi Axle Vehicle)A mount (In.Rs.)
1	2	3	4	5	6	7	8	9
Single Journey	0	0	667	40020	550	57750	434	54250
Discount Coupons Sales 50%	0	0	147	0	124	0	120	0
Political parties vehicles traffic count which is not paying toll though payable	0	0	129	0	125	0	147	0
(FCI Vechicle) Emergency services of government food distribution vehicles traffic count, vehicles are payable toll but not paying toll.	0	0	0	0	36	0	30	0
The number of vehicles that have discount coupons but whose money has been deducted through FASTag, the number of vehicles for which we have refunded the money.	0	0	0	0	0	0	0	0
Estimated traffic volume of local vehicles and Non-tollable vehicles and vehicles exempted by the government, excluding LMVs	0	0	210	0	118	0	120	0
<p align="center">Indeeya Infrastructure Private Limited</p>  Director		Total Tollable Vechicle Count						2,042
		Total NONTollable Vechicle Count						915
		Total Vechicle Count						2,957
		Total Vechicle Amount						152,020
		Total Discount Sales						11,500
		Total Daily Collection						163,520
		Discount vechicles refund by cash toll amount						-
Net Total Daily Collection						163,520		


**Indeeya Infrastructure Pvt.Ltd Solapur IRDP Toll
Daily Tollable & NON Tollable Traffic Count And Revenue Entry Details**

Date			12/04/2026					
Section Name			Solapur IRDP					
Bank Name Where Cash Depositing			-----					
Bank Account Number			-----					
Collection Depositing Date			-----					
Transaction Type	Car/Jeep ep Count	Car/Jeep Amount (In.Rs.)	LCV Count	LCV Amount (In. Rs.)	Bus / Truck Count	Bus / Truck Amount (In.Rs.)	MAV (Multi Axle Vechicle)Co unt	MAV (Multi Axle Vechicle)A mount (In.Rs.)
1	2	3	4	5	6	7	8	9
Single Journey	0	0	627	37620	512	53760	501	62625
Discount Coupons Sales 50%	0	0	155	0	149	0	128	0
Political parties vehicles traffic count which is not paying toll though payable	0	0	117	0	148	0	105	0
(FCI Vechicle) Emergency services of government food distribution vehicles traffic count, vehicles are payable toll but not paying toll.	0	0	0	0	45	0	42	0
The number of vehicles that have discount coupons but whose money has been deducted through FASTag, the number of vehicles for which we have refunded the money.	0	0	0	0	0	0	0	0
Estimated traffic volume of local vehicles and Non-tollable vehicles and vehicles exempted by the government, excluding LMVs	0	0	201	0	158	0	157	0
<p align="center">Indeeya Infrastructure Private Limited</p>  <p align="center">Director</p>			Total Tollable Vechicle Count				2,072	
			Total NONTollable Vechicle Count				973	
			Total Vechicle Count				3,045	
			Total Vechicle Amount				154,005	
			Total Discount Sales				3,000	
			Total Daily Collection				157,005	
			Discount vehicles refund by cash toll amount				-	
Net Total Daily Collection				157,005				

**Indeeya Infrastructure Pvt.Ltd Solapur IRDP Toll
Daily Tollable & NON Tollable Traffic Count And Revenue Entry Details**

Date			13/04/2026					
Section Name			Solapur IRDP					
Bank Name Where Cash Depositing			-----					
Bank Account Number			-----					
Collection Depositing Date			-----					
Transaction Type	Car/Jeep Count	Car/Jeep Amount (In.Rs.)	LCV Count	LCV Amount (In. Rs.)	Bus / Truck Count	Bus / Truck Amount (In.Rs.)	MAV (Multi Axle Vechicle)Co unt	MAV (Multi Axle Vechicle)A mount (In.Rs.)
1	2	3	4	5	6	7	8	9
Single Journey	0	0	664	39840	528	55440	518	64750
Discount Coupons Sales 50%	0	0	174	0	165	0	145	0
Political parties vehicles traffic count which is not paying toll though payable	0	0	178	0	160	0	125	0
(FCI Vechicle) Emergency services of government food distribution vehicles traffic count, vehicles are payable toll but not paying toll.	0	0	0	0	21	0	7	0
The number of vehicles that have discount coupons but whose money has been deducted through FASTag, the number of vehicles for which we have refunded the money.	0	0	0	0	0	0	0	0
Estimated traffic volume of local vehicles and Non-tollable vehicles and vehicles exempted by the government, excluding LMVs	0	0	187	0	156	0	140	0
<p align="center">Indeeya Infrastructure Private Limited</p>  <p align="center">Director</p>			Total Tollable Vechicle Count					2,194
			Total NONTollable Vechicle Count					974
			Total Vechicle Count					3,168
			Total Vechicle Amount					160,030
			Total Discount Sales					8,250
			Total Daily Collection					168,280
			Discount vehicles refund by cash toll amount					-
Net Total Daily Collection					168,280			

**Indeeya Infrastructure Pvt.Ltd Solapur IRDP Toll
Daily Tollable & NON Tollable Traffic Count And Revenue Entry Details**

Date		14/04/2026						
Section Name		Solapur IRDP						
Bank Name Where Cash Depositing		-----						
Bank Account Number		-----						
Collection Depositing Date		-----						
Transaction Type	Car/Jeep Count	Car/Jeep Amount (In.Rs.)	LCV Count	LCV Amount (In. Rs.)	Bus / Truck Count	Bus / Truck Amount (In.Rs.)	MAV (Multi Axle Vechicle)Co unt	MAV (Multi Axle Vechicle)A mount (In.Rs.)
1	2	3	4	5	6	7	8	9
Single Journey	0	0	712	42720	554	58170	489	61125
Discount Coupons Sales 50%	0	0	192	0	195	0	174	0
Political parties vehicles traffic count which is not paying toll though payable	0	0	197	0	169	0	168	0
(FCI Vechicle) Emergency services of government food distribution vehicles traffic count, vehicles are payable toll but not paying toll.	0	0	0	0	24	0	12	0
The number of vehicles that have discount coupons but whose money has been deducted through FASTag, the number of vehicles for which we have refunded the money.	0	0	0	0	0	0	0	0
Estimated traffic volume of local vehicles and Non-tollable vehicles and vehicles exempted by the government, excluding LMVs	0	0	201	0	194	0	158	0
 Indeeya Infrastructure Private Limited Director		Total Tollable Vechicle Count						2,316
		Total NONTollable Vechicle Count						1,123
		Total Vechicle Count						3,439
		Total Vechicle Amount						162,015
		Total Discount Sales						9,250
		Total Daily Collection						171,265
		Discount vehicles refund by cash toll amount						-
Net Total Daily Collection						171,265		

**Indeeya Infrastructure Pvt.Ltd Solapur IRDP Toll
Daily Tollable & NON Tollable Traffic Count And Revenue Entry Details**

Date			15/04/2026					
Section Name			Solapur IRDP					
Bank Name Where Cash Depositing			-----					
Bank Account Number			-----					
Collection Depositing Date			-----					
Transaction Type	Car/Jeep Count	Car/Jeep Amount (In.Rs.)	LCV Count	LCV Amount (In. Rs.)	Bus / Truck Count	Bus / Truck Amount (In.Rs.)	MAV (Multi Axle Vechicle)Co unt	MAV (Multi Axle Vechicle)A mount (In.Rs.)
1	2	3	4	5	6	7	8	9
Single Journey	0	0	616	36960	477	50085	528	66000
Discount Coupons Sales 50%	0	0	141	0	110	0	95	0
Political parties vehicles traffic count which is not paying toll though payable	0	0	147	0	125	0	141	0
(FCI Vechicle) Emergency services of government food distribution vehicles traffic count, vehicles are payable toll but not paying toll.	0	0	0	0	24	0	12	0
The number of vehicles that have discount coupons but whose money has been deducted through FASTag, the number of vehicles for which we have refunded the money.	0	0	0	0	0	0	0	0
Estimated traffic volume of local vehicles and Non-tollable vehicles and vehicles exempted by the government, excluding LMVs	0	0	162	0	142	0	121	0
Total Tollable Vechicle Count							1,967	
Total NONTollable Vechicle Count							874	
Total Vechicle Count							2,841	
Total Vechicle Amount							153,045	
Total Discount Sales							10,500	
Total Daily Collection							163,545	
Discount vehicles refund by cash toll amount							-	
Net Total Daily Collection							163,545	

Indeeya Infrastructure Private Limited

Director


**Indeeya Infrastructure Pvt.Ltd Solapur IRDP Toll
Daily Tollable & NON Tollable Traffic Count And Revenue Entry Details**

Date			16/04/2026					
Section Name			Solapur IRDP					
Bank Name Where Cash Depositing			-----					
Bank Account Number			-----					
Collection Depositing Date			-----					
Transaction Type	Car/Jeep Count	Car/Jeep Amount (In.Rs.)	LCV Count	LCV Amount (In. Rs.)	Bus / Truck Count	Bus / Truck Amount (In.Rs.)	MAV (Multi Axle Vechicle)Co unt	MAV (Multi Axle Vechicle)A mount (In.Rs.)
1	2	3	4	5	6	7	8	9
Single Journey	0	0	669	40140	532	55860	512	64000
Discount Coupons Sales 50%	0	0	182	0	180	0	174	0
Political parties vehicles traffic count which is not paying toll though payable	0	0	198	0	165	0	157	0
(FCI Vechicle) Emergency services of government food distribution vehicles traffic count, vehicles are payable toll but not paying toll.	0	0	0	0	35	0	31	0
The number of vehicles that have discount coupons but whose money has been deducted through FASTag, the number of vehicles for which we have refunded the money.	0	0	0	0	0	0	0	0
Estimated traffic volume of local vehicles and Non-tollable vehicles and vehicles exempted by the government, excluding LMVs	0	0	190	0	175	0	162	0
Total Tollable Vechicle Count							2,249	
Total NONTollable Vechicle Count							1,113	
Total Vechicle Count							3,362	
Total Vechicle Amount							160,000	
Total Discount Sales							6,000	
Total Daily Collection							166,000	
Discount vehicles refund by cash toll amount							-	
Net Total Daily Collection							166,000	

Indeeya Infrastructure Private Limited

Director

**Indeeya Infrastructure Pvt.Ltd Solapur IRDP Toll
Daily Tollable & NON Tollable Traffic Count And Revenue Entry Details**

Date			17/04/2026						
Section Name			Solapur IRDP						
Bank Name Where Cash Depositing			-----						
Bank Account Number			-----						
Collection Depositing Date			-----						
Transaction Type	Car/Jeep Count	Car/Jeep Amount (In.Rs.)	LCV Count	LCV Amount (In. Rs.)	Bus / Truck Count	Bus / Truck Amount (In.Rs.)	MAV (Multi Axle Vechicle)Count	MAV (Multi Axle Vechicle)Amount (In.Rs.)	
1	2	3	4	5	6	7	8	9	
Single Journey	0	0	701	42060	552	57960	520	65000	
Discount Coupons Sales 50%	0	0	124	0	120	0	135	0	
Political parties vehicles traffic count which is not paying toll though payable	0	0	142	0	122	0	100	0	
(FCI Vechicle) Emergency services of government food distribution vehicles traffic count, vehicles are payable toll but not paying toll.	0	0	0	0	30	0	17	0	
The number of vehicles that have discount coupons but whose money has been deducted through FASTag, the number of vehicles for which we have refunded the money.	0	0	0	0	0	0	0	0	
Estimated traffic volume of local vehicles and Non-tollable vehicles and vehicles exempted by the government, excluding LMVs	0	0	200	0	165	0	137	0	
 Indeeya Infrastructure Private Limited Director			Total Tollable Vechicle Count					2,152	
			Total NONTollable Vechicle Count					913	
			Total Vechicle Count					3,065	
			Total Vechicle Amount					165,020	
			Total Discount Sales					6,250	
			Total Daily Collection					171,270	
			Discount vehicles refund by cash toll amount					-	
Net Total Daily Collection					171,270				

**Indeeya Infrastructure Pvt.Ltd Solapur IRDP Toll
Daily Tollable & NON Tollable Traffic Count And Revenue Entry Details**

Date			18/04/2026					
Section Name			Solapur IRDP					
Bank Name Where Cash Depositing			-----					
Bank Account Number			-----					
Collection Depositing Date			-----					
Transaction Type	Car/Jeep Count	Car/Jeep Amount (In.Rs.)	LCV Count	LCV Amount (In. Rs.)	Bus / Truck Count	Bus / Truck Amount (In.Rs.)	MAV (Multi Axle Vechicle)Co unt	MAV (Multi Axle Vechicle)A mount (In.Rs.)
1	2	3	4	5	6	7	8	9
Single Journey	0	0	629	37740	474	49770	524	65500
Discount Coupons Sales 50%	0	0	178	0	147	0	130	0
Political parties vehicles traffic count which is not paying toll though payable	0	0	148	0	122	0	102	0
(FCI Vechicle) Emergency services of government food distribution vehicles traffic count, vehicles are payable toll but not paying toll.	0	0	0	0	32	0	20	0
The number of vehicles that have discount coupons but whose money has been deducted through FASTag, the number of vehicles for which we have refunded the money.	0	0	0	0	0	0	0	0
Estimated traffic volume of local vehicles and Non-tollable vehicles and vehicles exempted by the government, excluding LMVs	0	0	165	0	148	0	120	0
Total Tollable Vechicle Count							2,082	
Total NONTollable Vechicle Count							857	
Total Vechicle Count							2,939	
Total Vechicle Amount							153,010	
Total Discount Sales							12,000	
Total Daily Collection							165,010	
Discount vehicles refund by cash toll amount							-	
Net Total Daily Collection							165,010	

Indeeya Infrastructure Private Limited

Director

**Indeeya Infrastructure Pvt.Ltd Solapur IRDP Toll
Daily Tollable & NON Tollable Traffic Count And Revenue Entry Details**

Date			19/04/2026					
Section Name			Solapur IRDP					
Bank Name Where Cash Depositing			-----					
Bank Account Number			-----					
Collection Depositing Date			-----					
Transaction Type	Car/Jeep Count	Car/Jeep Amount (In.Rs.)	LCV Count	LCV Amount (In. Rs.)	Bus / Truck Count	Bus / Truck Amount (In.Rs.)	MAV (Multi Axle Vechicle)Co unt	MAV (Multi Axle Vechicle)A mount (In.Rs.)
1	2	3	4	5	6	7	8	9
Single Journey	0	0	636	38160	518	54390	500	62500
Discount Coupons Sales 50%	0	0	140	0	166	0	142	0
Political parties vehicles traffic count which is not paying toll though payable	0	0	185	0	169	0	125	0
(FCI Vechicle) Emergency services of government food distribution vehicles traffic count, vehicles are payable toll but not paying toll.	0	0	0	0	20	0	4	0
The number of vehicles that have discount coupons but whose money has been deducted through FASTag, the number of vehicles for which we have refunded the money.	0	0	0	0	0	0	0	0
Estimated traffic volume of local vehicles and Non-tollable vehicles and vehicles exempted by the government, excluding LMVs	0	0	217	0	200	0	165	0
Total Tollable Vechicle Count							2,102	
Total NONTollable Vechicle Count							1,085	
Total Vechicle Count							3,187	
Total Vechicle Amount							155,050	
Total Discount Sales							6,000	
Total Daily Collection							161,050	
Discount vehicles refund by cash toll amount							-	
Net Total Daily Collection							161,050	

Indeeya Infrastructure Private Limited

Director

**Indeeya Infrastructure Pvt.Ltd Solapur IRDP Toll
Daily Tollable & NON Tollable Traffic Count And Revenue Entry Details**

Date			20/04/2026					
Section Name			Solapur IRDP					
Bank Name Where Cash Depositing			-----					
Bank Account Number			-----					
Collection Depositing Date			-----					
Transaction Type	Car/Jeep Count	Car/Jeep Amount (In.Rs.)	LCV Count	LCV Amount (In. Rs.)	Bus / Truck Count	Bus / Truck Amount (In.Rs.)	MAV (Multi Axle Vechicle)Co unt	MAV (Multi Axle Vechicle)A mount (In.Rs.)
1	2	3	4	5	6	7	8	9
Single Journey	0	0	658	39480	499	52395	537	67125
Discount Coupons Sales 50%	0	0	155	0	120	0	102	0
Political parties vehicles traffic count which is not paying toll though payable	0	0	165	0	113	0	104	0
(FCI Vechicle) Emergency services of government food distribution vehicles traffic count, vehicles are payable toll but not paying toll.	0	0	0	0	48	0	24	0
The number of vehicles that have discount coupons but whose money has been deducted through FASTag, the number of vehicles for which we have refunded the money.	0	0	0	0	0	0	0	0
Estimated traffic volume of local vehicles and Non-tollable vehicles and vehicles exempted by the government, excluding LMVs	0	0	112	0	105	0	92	0
Total Tollable Vechicle Count							2,071	
Total NONTollable Vechicle Count							763	
Total Vechicle Count							2,834	
Total Vechicle Amount							159,000	
Total Discount Sales							6,250	
Total Daily Collection							165,250	
Discount vehicles refund by cash toll amount							-	
Net Total Daily Collection							165,250	

Indeeya Infrastructure Private Limited

Director


**Indeeya Infrastructure Pvt.Ltd Solapur IRDP Toll
Daily Tollable & NON Tollable Traffic Count And Revenue Entry Details**

Date			21/04/2026					
Section Name			Solapur IRDP					
Bank Name Where Cash Depositing			-----					
Bank Account Number			-----					
Collection Depositing Date			-----					
Transaction Type	Car/Jeep Count	Car/Jeep Amount (In.Rs.)	LCV Count	LCV Amount (In. Rs.)	Bus / Truck Count	Bus / Truck Amount (In.Rs.)	MAV (Multi Axle Vechicle)Count	MAV (Multi Axle Vechicle)Amount (In.Rs.)
1	2	3	4	5	6	7	8	9
Single Journey	0	0	669	40140	530	55650	514	64250
Discount Coupons Sales 50%	0	0	154	0	124	0	108	0
Political parties vehicles traffic count which is not paying toll though payable	0	0	201	0	145	0	120	0
(FCI Vechicle) Emergency services of government food distribution vehicles traffic count, vehicles are payable toll but not paying toll.	0	0	0	0	37	0	31	0
The number of vehicles that have discount coupons but whose money has been deducted through FASTag, the number of vehicles for which we have refunded the money.	0	0	0	0	0	0	0	0
Estimated traffic volume of local vehicles and Non-tollable vehicles and vehicles exempted by the government, excluding LMVs	0	0	201	0	198	0	174	0
Total Tollable Vechicle Count							2,099	
Total NONTollable Vechicle Count							1,107	
Total Vechicle Count							3,206	
Total Vechicle Amount							160,040	
Total Discount Sales							3,000	
Total Daily Collection							163,040	
Discount vehicles refund by cash toll amount							-	
Net Total Daily Collection							163,040	

Indeeya Infrastructure Private Limited

Director

**Indeeya Infrastructure Pvt.Ltd Solapur IRDP Toll
Daily Tollable & NON Tollable Traffic Count And Revenue Entry Details**

Date			22/04/2026					
Section Name			Solapur IRDP					
Bank Name Where Cash Depositing			-----					
Bank Account Number			-----					
Collection Depositing Date			-----					
Transaction Type	Car/Jeep Count	Car/Jeep Amount (In.Rs.)	LCV Count	LCV Amount (In. Rs.)	Bus / Truck Count	Bus / Truck Amount (In.Rs.)	MAV (Multi Axle Vechicle)Co unt	MAV (Multi Axle Vechicle)A mount (In.Rs.)
1	2	3	4	5	6	7	8	9
Single Journey	0	0	662	39720	553	58065	530	66250
Discount Coupons Sales 50%	0	0	155	0	129	0	120	0
Political parties vehicles traffic count which is not paying toll though payable	0	0	165	0	128	0	119	0
(FCI Vechicle) Emergency services of government food distribution vehicles traffic count, vehicles are payable toll but not paying toll.	0	0	0	0	24	0	10	0
The number of vehicles that have discount coupons but whose money has been deducted through FASTag, the number of vehicles for which we have refunded the money.	0	0	0	0	0	0	0	0
Estimated traffic volume of local vehicles and Non-tollable vehicles and vehicles exempted by the government, excluding LMVs	0	0	165	0	118	0	128	0
 Indeeya Infrastructure Private Limited Director			Total Tollable Vechicle Count					2,149
			Total NONTollable Vechicle Count					857
			Total Vechicle Count					3,006
			Total Vechicle Amount					164,035
			Total Discount Sales					6,250
			Total Daily Collection					170,285
			Discount vehicles refund by cash toll amount					-
Net Total Daily Collection					170,285			

**Indeeya Infrastructure Pvt.Ltd Solapur IRDP Toll
Daily Tollable & NON Tollable Traffic Count And Revenue Entry Details**

Date		23/04/2026						
Section Name		Solapur IRDP						
Bank Name Where Cash Depositing		-----						
Bank Account Number		-----						
Collection Depositing Date		-----						
Transaction Type	Car/Jeep Count	Car/Jeep Amount (In.Rs.)	LCV Count	LCV Amount (In. Rs.)	Bus / Truck Count	Bus / Truck Amount (In.Rs.)	MAV (Multi Axle Vehicle)Count	MAV (Multi Axle Vehicle)Amount (In.Rs.)
1	2	3	4	5	6	7	8	9
Single Journey	0	0	601	36060	490	51450	484	60500
Discount Coupons Sales 50%	0	0	134	0	117	0	102	0
Political parties vehicles traffic count which is not paying toll though payable	0	0	136	0	120	0	111	0
(FCI Vehicle) Emergency services of government food distribution vehicles traffic count, vehicles are payable toll but not paying toll.	0	0	0	0	12	0	5	0
The number of vehicles that have discount coupons but whose money has been deducted through FASTag, the number of vehicles for which we have refunded the money.	0	0	0	0	0	0	0	0
Estimated traffic volume of local vehicles and Non-tollable vehicles and vehicles exempted by the government, excluding LMVs	0	0	199	0	178	0	155	0
Total Tollable Vehicle Count							1,928	
Total NONTollable Vehicle Count							916	
Total Vehicle Count							2,844	
Total Vehicle Amount							148,010	
Total Discount Sales							10,500	
Total Daily Collection							158,510	
Discount vehicles refund by cash toll amount							-	
Net Total Daily Collection							158,510	

Indeeya Infrastructure Private Limited

Director

**Indeeya Infrastructure Pvt.Ltd Solapur IRDP Toll
Daily Tollable & NON Tollable Traffic Count And Revenue Entry Details**

Date			24/04/2026					
Section Name			Solapur IRDP					
Bank Name Where Cash Depositing			-----					
Bank Account Number			-----					
Collection Depositing Date			-----					
Transaction Type	Car/Jeep Count	Car/Jeep Amount (In.Rs.)	LCV Count	LCV Amount (In. Rs.)	Bus / Truck Count	Bus / Truck Amount (In.Rs.)	MAV (Multi Axle Vechicle)Co unt	MAV (Multi Axle Vechicle)A mount (In.Rs.)
1	2	3	4	5	6	7	8	9
Single Journey	0	0	710	42600	535	56175	514	64250
Discount Coupons Sales 50%	0	0	201	0	189	0	169	0
Political parties vehicles traffic count which is not paying toll though payable	0	0	189	0	166	0	154	0
(FCI Vechicle) Emergency services of government food distribution vehicles traffic count, vehicles are payable toll but not paying toll.	0	0	0	0	55	0	48	0
The number of vehicles that have discount coupons but whose money has been deducted through FASTag, the number of vehicles for which we have refunded the money.	0	0	0	0	0	0	0	0
Estimated traffic volume of local vehicles and Non-tollable vehicles and vehicles exempted by the government, excluding LMVs	0	0	217	0	168	0	160	0
Total Tollable Vechicle Count							2,318	
Total NONTollable Vechicle Count							1,157	
Total Vechicle Count							3,475	
Total Vechicle Amount							163,025	
Total Discount Sales							6,250	
Total Daily Collection							169,275	
Discount vehicles refund by cash toll amount							-	
Net Total Daily Collection							169,275	

Indeeya Infrastructure Private Limited

Director

**Indeeya Infrastructure Pvt.Ltd Solapur IRDP Toll
Daily Tollable & NON Tollable Traffic Count And Revenue Entry Details**

Date		25/04/2026						
Section Name		Solapur IRDP						
Bank Name Where Cash Depositing		-----						
Bank Account Number		-----						
Collection Depositing Date		-----						
Transaction Type	Car/Jeep ep Count	Car/Jeep Amount (In.Rs.)	LCV Count	LCV Amount (In. Rs.)	Bus / Truck Count	Bus / Truck Amount (In.Rs.)	MAV (Multi Axle Vechicle)Co unt	MAV (Multi Axle Vechicle)A mount (In.Rs.)
1	2	3	4	5	6	7	8	9
Single Journey	0	0	664	39840	523	54915	506	63250
Discount Coupons Sales 50%	0	0	170	0	145	0	110	0
Political parties vehicles traffic count which is not paying toll though payable	0	0	129	0	124	0	105	0
(FCI Vechicle) Emergency services of government food distribution vehicles traffic count, vehicles are payable toll but not paying toll.	0	0	0	0	25	0	18	0
The number of vehicles that have discount coupons but whose money has been deducted through FASTag, the number of vehicles for which we have refunded the money.	0	0	0	0	0	0	0	0
Estimated traffic volume of local vehicles and Non-tollable vehicles and vehicles exempted by the government, excluding LMVs	0	0	154	0	121	0	102	0
Total Tollable Vechicle Count							2,118	
Total NONTollable Vechicle Count							778	
Total Vechicle Count							2,896	
Total Vechicle Amount							158,005	
Total Discount Sales							9,000	
Total Daily Collection							167,005	
Discount vehicles refund by cash toll amount							-	
Net Total Daily Collection							167,005	

Indeeya Infrastructure Private Limited

Director


**Indeeya Infrastructure Pvt.Ltd Solapur IRDP Toll
Daily Tollable & NON Tollable Traffic Count And Revenue Entry Details**

Date		26/04/2026						
Section Name		Solapur IRDP						
Bank Name Where Cash Depositing		-----						
Bank Account Number		-----						
Collection Depositing Date		-----						
Transaction Type	Car/Jeep Count	Car/Jeep Amount (In.Rs.)	LCV Count	LCV Amount (In. Rs.)	Bus / Truck Count	Bus / Truck Amount (In.Rs.)	MAV (Multi Axle Vechicle)Co unt	MAV (Multi Axle Vechicle)A mount (In.Rs.)
1	2	3	4	5	6	7	8	9
Single Journey	0	0	712	42720	534	56070	490	61250
Discount Coupons Sales 50%	0	0	125	0	102	0	95	0
Political parties vehicles traffic count which is not paying toll though payable	0	0	122	0	101	0	99	0
(FCI Vechicle) Emergency services of government food distribution vehicles traffic count, vehicles are payable toll but not paying toll.	0	0	0	0	18	0	8	0
The number of vehicles that have discount coupons but whose money has been deducted through FASTag, the number of vehicles for which we have refunded the money.	0	0	0	0	0	0	0	0
Estimated traffic volume of local vehicles and Non-tollable vehicles and vehicles exempted by the government, excluding LMVs	0	0	158	0	125	0	121	0
Total Tollable Vechicle Count							2,058	
Total NONTollable Vechicle Count							752	
Total Vechicle Count							2,810	
Total Vechicle Amount							160,040	
Total Discount Sales							6,000	
Total Daily Collection							166,040	
Discount vehicles refund by cash toll amount							-	
Net Total Daily Collection							166,040	


Indeeya Infrastructure Private Limited

Director

**Indeeya Infrastructure Pvt.Ltd Solapur IRDP Toll
Daily Tollable & NON Tollable Traffic Count And Revenue Entry Details**

Date			27/04/2026					
Section Name			Solapur IRDP					
Bank Name Where Cash Depositing			-----					
Bank Account Number			-----					
Collection Depositing Date			-----					
Transaction Type	Car/Jeep Count	Car/Jeep Amount (In.Rs.)	LCV Count	LCV Amount (In. Rs.)	Bus / Truck Count	Bus / Truck Amount (In.Rs.)	MAV (Multi Axle Vechicle)Co unt	MAV (Multi Axle Vechicle)A mount (In.Rs.)
1	2	3	4	5	6	7	8	9
Single Journey	0	0	626	37560	495	51975	500	62500
Discount Coupons Sales 50%	0	0	165	0	159	0	132	0
Political parties vehicles traffic count which is not paying toll though payable	0	0	178	0	165	0	158	0
(FCI Vechicle) Emergency services of government food distribution vehicles traffic count, vehicles are payable toll but not paying toll.	0	0	0	0	49	0	37	0
The number of vehicles that have discount coupons but whose money has been deducted through FASTag, the number of vehicles for which we have refunded the money.	0	0	0	0	0	0	0	0
Estimated traffic volume of local vehicles and Non-tollable vehicles and vehicles exempted by the government, excluding LMVs	0	0	185	0	155	0	125	0
<p align="center">Indeeya Infrastructure Private Limited</p>  <p align="center">Director</p>			Total Tollable Vechicle Count					2,077
			Total NONTollable Vechicle Count					1,052
			Total Vechicle Count					3,129
			Total Vechicle Amount					152,035
			Total Discount Sales					12,500
			Total Daily Collection					164,535
			Discount vechicles refund by cash toll amount					-
Net Total Daily Collection					164,535			

**Indeeya Infrastructure Pvt.Ltd Solapur IRDP Toll
Daily Tollable & NON Tollable Traffic Count And Revenue Entry Details**

Date		28/04/2026						
Section Name		Solapur IRDP						
Bank Name Where Cash Depositing		-----						
Bank Account Number		-----						
Collection Depositing Date		-----						
Transaction Type	Car/Jeep Count	Car/Jeep Amount (In.Rs.)	LCV Count	LCV Amount (In. Rs.)	Bus / Truck Count	Bus / Truck Amount (In.Rs.)	MAV (Multi Axle Vehicle)Count	MAV (Multi Axle Vehicle)Amount (In.Rs.)
1	2	3	4	5	6	7	8	9
Single Journey	0	0	594	35640	480	50400	496	62000
Discount Coupons Sales 50%	0	0	142	0	112	0	100	0
Political parties vehicles traffic count which is not paying toll though payable	0	0	134	0	123	0	109	0
(FCI Vechicle) Emergency services of government food distribution vehicles traffic count, vehicles are payable toll but not paying toll.	0	0	0	0	10	0	2	0
The number of vehicles that have discount coupons but whose money has been deducted through FASTag, the number of vehicles for which we have refunded the money.	0	0	0	0	0	0	0	0
Estimated traffic volume of local vehicles and Non-tollable vehicles and vehicles exempted by the government, excluding LMVs	0	0	126	0	114	0	109	0
<p align="center">Indeeya Infrastructure Private Limited</p>  <p align="center">Director</p>		Total Tollable Vechicle Count						1,924
		Total NONTollable Vechicle Count						727
		Total Vechicle Count						2,651
		Total Vechicle Amount						148,040
		Total Discount Sales						10,500
		Total Daily Collection						158,540
		Discount vechicles refund by cash toll amount						-
Net Total Daily Collection						158,540		


**Indeeya Infrastructure Pvt.Ltd Solapur IRDP Toll
Daily Tollable & NON Tollable Traffic Count And Revenue Entry Details**

Date			29/04/2026					
Section Name			Solapur IRDP					
Bank Name Where Cash Depositing			-----					
Bank Account Number			-----					
Collection Depositing Date			-----					
Transaction Type	Car/Jeep Count	Car/Jeep Amount (In.Rs.)	LCV Count	LCV Amount (In. Rs.)	Bus / Truck Count	Bus / Truck Amount (In.Rs.)	MAV (Multi Axle Vechicle)Count	MAV (Multi Axle Vechicle)Amount (In.Rs.)
1	2	3	4	5	6	7	8	9
Single Journey	0	0	614	36840	502	52710	484	60500
Discount Coupons Sales 50%	0	0	107	0	100	0	95	0
Political parties vehicles traffic count which is not paying toll though payable	0	0	201	0	185	0	174	0
(FCI Vechicle) Emergency services of government food distribution vehicles traffic count, vehicles are payable toll but not paying toll.	0	0	0	0	6	0	2	0
The number of vehicles that have discount coupons but whose money has been deducted through FASTag, the number of vehicles for which we have refunded the money.	0	0	0	0	0	0	0	0
Estimated traffic volume of local vehicles and Non-tollable vehicles and vehicles exempted by the government, excluding LMVs	0	0	168	0	120	0	119	0
Total Tollable Vechicle Count							1,902	
Total NONTollable Vechicle Count							975	
Total Vechicle Count							2,877	
Total Vechicle Amount							150,050	
Total Discount Sales							5,250	
Total Daily Collection							155,300	
Discount vehicles refund by cash toll amount							-	
Net Total Daily Collection							155,300	

Indeeya Infrastructure Private Limited

Director

**Indeeya Infrastructure Pvt.Ltd Solapur IRDP Toll
Daily Tollable & NON Tollable Traffic Count And Revenue Entry Details**

Date		30/04/2026						
Section Name		Solapur IRDP						
Bank Name Where Cash Depositing		-----						
Bank Account Number		-----						
Collection Depositing Date		-----						
Transaction Type	Car/Jeep Count	Car/Jeep Amount (In.Rs.)	LCV Count	LCV Amount (In. Rs.)	Bus / Truck Count	Bus / Truck Amount (In.Rs.)	MAV (Multi Axle Vehicle)Count	MAV (Multi Axle Vehicle)Amount (In.Rs.)
1	2	3	4	5	6	7	8	9
Single Journey	0	0	712	42720	528	55440	511	63875
Discount Coupons Sales 50%	0	0	165	0	124	0	120	0
Political parties vehicles traffic count which is not paying toll though payable	0	0	182	0	177	0	168	0
(FCI Vehicle) Emergency services of government food distribution vehicles traffic count, vehicles are payable toll but not paying toll.	0	0	0	0	22	0	12	0
The number of vehicles that have discount coupons but whose money has been deducted through FASTag, the number of vehicles for which we have refunded the money.	0	0	0	0	0	0	0	0
Estimated traffic volume of local vehicles and Non-tollable vehicles and vehicles exempted by the government, excluding LMVs	0	0	198	0	165	0	141	0
 Indeeya Infrastructure Private Limited Director		Total Tollable Vehicle Count						2,160
		Total NONTollable Vehicle Count						1,065
		Total Vehicle Count						3,225
		Total Vehicle Amount						162,035
		Total Discount Sales						-
		Total Daily Collection						162,035
		Discount vehicles refund by cash toll amount						-
Net Total Daily Collection						162,035		