

MONTHLY/DAILY FEE STATEMENT

Project Highway: Yashwantrao Chavan Expressway

Day/Month: 01-Apr-2025

Sr. No.	Name of Toll Plaza Location	Chainage
Yashwantrao Chavan Expressway section (from Km.0+000 to 94+600)		
1	Khalapur Main	32+600

Type of Vehicle	For corresponding day/month of previous year 1-Apr-2024		For preceding day/month 31-Mar-2025		For the day/month reported upon 1-Apr-2025		
	No. of Vehicles	Fee collected (in lakh Rs.)	No. of Vehicles	Fee collected (in lakh Rs.)	Fee per Vehicle (in Rs.)	No. of Vehicles	Fee collected (in lakh Rs.)
1	2	3	4	5	6	7	8
A-Car (Note-7)	35626	6146509	43835	7505689	Note-1	37717	6589568
B-LCV	4755	1212809	3968	1012809		4752	1226398
C-Bus	2459	1144409	2394	1126182		2534	1195882
D-Truck	4967	1654653	3611	1232578		4342	1500148
E-Three-axle vehicle	1091	838772	919	735037		873	706179
F-Multi-axle Truck	6144	6379960	5068	5492708		5826	6326668
G-Oversized vehicle	0	0	0	0		0	0
FASTag Debit Adjustment/ Chargeback Received from Bank (Net) (Note-5)	0	-1025	0	0	Note-5	0	73724
H- Total	55042	17376088	59795	17105004	0	56044	17618568

Day/Month wise Opening Balance of Toll Collection & Traffic

Day	1												
Month	4												
Year	2025												
Toll Depositing Bank	State Bank Of India												
Bank Account No.	39177623786												
Transaction Type	Car/Jeep Count	Total Car/ Jeep Amount (in Rs.)	Bus Count	Total Bus Amount (in Rs.)	Truck Count	Total Truck Amount (in Rs.)	LCV Count	Total LCV Amount (in Rs.)	MAV (Multi Axle Vehicle Count)	Total MAV (Multi Axle Vehicle) Amount (in Rs.)	Three Axle Count	Three Axle Count Amount (in Rs.)	FASTag Debit Adjustment/ Chargeback Received from Bank (Net)
1	2	3	4	5	6	7	8	9	10	11	12	13	Note-5
Single Journey	36950	6188608	2528	1186490	4338	1496036	4735	1212048	5826	6326668	872	703733	73724
Double User Fee (FASTag Lane Violation) (Note-6)	767	400960	6	9392	4	4112	17	14350	0	0	1	2446	0

Total Non-Tollable Traffic Count Entry Details (Note-2)						
Transaction Type	Car/Jeep Count	Bus Count	Truck Count	LCV Count	MAV (Multi Axle Vehicle Count)	Three Axle Count
1	2	3	4	5	6	7
Reuse & Exit	186	6	1	9	0	0
Exemption & Violation	2723	23	31	146	24	25

Notes

1. Fee for Fastag vehicles passing two toll plazas, is collected at two plazas in few cases and therefore section wise traffic details will not be available at one plaza for same.
2. All Non-tollable traffic could not be recorded/reported due to unavailability of adequate Lanes & systems. Non-Tollable count includes Reuse of daily/return/monthly pass, exit trips, exemption and violations.
3. Reporting (FASTag/Cash/Card) - 12:00:00 AM to 11:59:59 PM.
4. Fastag Collection is net of Acquiring Bank Charges
5. FASTag Debit Adjustment/Chargeback Received from Bank (Net)
6. Double user fee (from cash vehicles entering dedicated Fastag lane) collected from vehicles are reported separately (count and revenue). These are included in vehicle category wise count and revenue.



MONTHLY/DAILY FEE STATEMENT

Project Highway: Yashwantrao Chavan Expressway

Day/Month: 02-Apr-2025

Sr. No.	Name of Toll Plaza Location	Chainage
Yashwantrao Chavan Expressway section (from Km.0+000 to 94+600)		
1	Khalapur Main	32+600

Type of Vehicle	For corresponding day/month of previous year 2-Apr-2024		For preceding day/month 1-Apr-2025		For the day/month reported upon 2-Apr-2025		
	No. of Vehicles	Fee collected (in lakh Rs.)	No. of Vehicles	Fee collected (in lakh Rs.)	Fee per Vehicle (in Rs.)	No. of Vehicles	Fee collected (in lakh Rs.)
1	2	3	4	5	6	7	8
A-Car (Note-7)	30372	5379682	37717	6589568	Note-1	36481	6440032
B-LCV	4900	1312800	4752	1226398		5028	1298965
C-Bus	2228	1042670	2534	1195882		2447	1162249
D-Truck	5003	1767413	4342	1500148		4622	1621356
E-Three-axle vehicle	1111	918014	873	706179		954	796098
F-Multi-axle Truck	6778	7400608	5826	6326668		6178	6766687
G-Oversized vehicle	0	0	0	0		0	0
FASTag Debit Adjustment/ Chargeback Received from Bank (Net) (Note-5)	0	132444	0	73724	Note-5	0	20935
H- Total	50392	17953630	56044	17618568	0	55710	18106321

Day/Month wise Opening Balance of Toll Collection & Traffic

Day	2												
Month	4												
Year	2025												
Toll Depositing Bank	State Bank Of India												
Bank Account No.	39177623786												
Transaction Type	Car/Jeep Count	Total Car/ Jeep Amount (in Rs.)	Bus Count	Total Bus Amount (in Rs.)	Truck Count	Total Truck Amount (in Rs.)	LCV Count	Total LCV Amount (in Rs.)	MAV (Multi Axle Vehicle Count)	Total MAV (Multi Axle Vehicle) Amount (in Rs.)	Three Axle Count	Three Axle Count Amount (in Rs.)	FASTag Debit Adjustment/ Chargeback Received from Bank (Net)
1	2	3	4	5	6	7	8	9	10	11	12	13	Note-5
Single Journey	35763	6058592	2447	1162249	4617	1615532	4996	1272245	6176	6758027	953	793652	20935
Double User Fee (FASTag Lane Violation) (Note-6)	718	381440	0	0	5	5824	32	26720	2	8660	1	2446	0

Total Non-Tollable Traffic Count Entry Details (Note-2)						
Transaction Type	Car/Jeep Count	Bus Count	Truck Count	LCV Count	MAV (Multi Axle Vehicle Count)	Three Axle Count
1	2	3	4	5	6	7
Reuse & Exit	192	4	5	8	1	3
Exemption & Violation	2574	18	30	177	35	35

Notes

1. Fee for Fastag vehicles passing two toll plazas, is collected at two plazas in few cases and therefore section wise traffic details will not be available at one plaza for same.
2. All Non-tollable traffic could not be recorded/reported due to unavailability of adequate Lanes & systems. Non-Tollable count includes Reuse of daily/return/monthly pass, exit trips, exemption and violations.
3. Reporting (FASTag/Cash/Card) - 12:00:00 AM to 11:59:59 PM.
4. Fastag Collection is net of Acquiring Bank Charges
5. FASTag Debit Adjustment/Chargeback Received from Bank (Net)
6. Double user fee (from cash vehicles entering dedicated Fastag lane) collected from vehicles are reported separately (count and revenue). These are included in vehicle category wise count and revenue.



MONTHLY/DAILY FEE STATEMENT

Project Highway: Yashwantrao Chavan Expressway

Day/Month: 03-Apr-2025

Sr. No.	Name of Toll Plaza Location	Chainage
Yashwantrao Chavan Expressway section (from Km.0+000 to 94+600)		
1	Khalapur Main	32+600

Type of Vehicle	For corresponding day/month of previous year 3-Apr-2024		For preceding day/month 2-Apr-2025		For the day/month reported upon 3-Apr-2025		
	No. of Vehicles	Fee collected (in lakh Rs.)	No. of Vehicles	Fee collected (in lakh Rs.)	Fee per Vehicle (in Rs.)	No. of Vehicles	Fee collected (in lakh Rs.)
1	2	3	4	5	6	7	8
A-Car (Note-7)	31793	5664610	36481	6440032	Note-1	37279	6617662
B-LCV	4968	1302958	5028	1298965		5262	1396719
C-Bus	2275	1076277	2447	1162249		2456	1185653
D-Truck	5168	1807014	4622	1621356		4854	1688326
E-Three-axle vehicle	1141	939552	954	796098		1015	845712
F-Multi-axle Truck	6952	7588457	6178	6766687		6378	7049079
G-Oversized vehicle	0	0	0	0		0	0
FASTag Debit Adjustment/ Chargeback Received from Bank (Net) (Note-5)	0	52230	0	20935	Note-5	0	36597
H- Total	52297	18431098	55710	18106321	0	57244	18819748

Day/Month wise Opening Balance of Toll Collection & Traffic

Day	3												
Month	4												
Year	2025												
Toll Depositing Bank	State Bank Of India												
Bank Account No.	39177623786												
Transaction Type	Car/Jeep Count	Total Car/ Jeep Amount (in Rs.)	Bus Count	Total Bus Amount (in Rs.)	Truck Count	Total Truck Amount (in Rs.)	LCV Count	Total LCV Amount (in Rs.)	MAV (Multi Axle Vehicle Count)	Total MAV (Multi Axle Vehicle) Amount (in Rs.)	Three Axle Count	Three Axle Count Amount (in Rs.)	FASTag Debit Adjustment/ Chargeback Received from Bank (Net)
1	2	3	4	5	6	7	8	9	10	11	12	13	Note-5
Single Journey	36608	6263742	2452	1179077	4851	1684216	5228	1368019	6371	7020933	1015	845712	36597
Double User Fee (FASTag Lane Violation) (Note-6)	671	353920	4	6576	3	4110	34	28700	7	28146	0	0	0

Total Non-Tollable Traffic Count Entry Details (Note-2)						
Transaction Type	Car/Jeep Count	Bus Count	Truck Count	LCV Count	MAV (Multi Axle Vehicle Count)	Three Axle Count
1	2	3	4	5	6	7
Reuse & Exit	169	2	3	17	2	1
Exemption & Violation	2892	25	37	144	43	48

Notes

1. Fee for Fastag vehicles passing two toll plazas, is collected at two plazas in few cases and therefore section wise traffic details will not be available at one plaza for same.
2. All Non-tollable traffic could not be recorded/reported due to unavailability of adequate Lanes & systems. Non-Tollable count includes Reuse of daily/return/monthly pass, exit trips, exemption and violations.
3. Reporting (FASTag/Cash/Card) - 12:00:00 AM to 11:59:59 PM.
4. Fastag Collection is net of Acquiring Bank Charges
5. FASTag Debit Adjustment/Chargeback Received from Bank (Net)
6. Double user fee (from cash vehicles entering dedicated Fastag lane) collected from vehicles are reported separately (count and revenue). These are included in vehicle category wise count and revenue.



MONTHLY/DAILY FEE STATEMENT

Project Highway: Yashwantrao Chavan Expressway

Day/Month: 04-Apr-2025

Sr. No.	Name of Toll Plaza Location	Chainage
Yashwantrao Chavan Expressway section (from Km.0+000 to 94+600)		
1	Khalapur Main	32+600

Type of Vehicle	For corresponding day/month of previous year 4-Apr-2024		For preceding day/month 3-Apr-2025		For the day/month reported upon 4-Apr-2025		
	No. of Vehicles	Fee collected (in lakh Rs.)	No. of Vehicles	Fee collected (in lakh Rs.)	Fee per Vehicle (in Rs.)	No. of Vehicles	Fee collected (in lakh Rs.)
1	2	3	4	5	6	7	8
A-Car (Note-7)	32657	5808405	37279	6617662	Note-1	43440	7883359
B-LCV	5027	1329570	5262	1396719		5198	1357730
C-Bus	2322	1107951	2456	1185653		2469	1186115
D-Truck	5361	1889045	4854	1688326		5153	1808895
E-Three-axle vehicle	1172	959593	1015	845712		1044	874196
F-Multi-axle Truck	7204	7961822	6378	7049079		6392	7080426
G-Oversized vehicle	0	0	0	0		0	0
FASTag Debit Adjustment/ Chargeback Received from Bank (Net) (Note-5)	0	44887	0	36597	Note-5	0	36815
H- Total	53743	19101274	57244	18819748	0	63696	20227535

Day/Month wise Opening Balance of Toll Collection & Traffic

Day	4												
Month	4												
Year	2025												
Toll Depositing Bank	State Bank Of India												
Bank Account No.	39177623786												
Transaction Type	Car/Jeep Count	Total Car/ Jeep Amount (in Rs.)	Bus Count	Total Bus Amount (in Rs.)	Truck Count	Total Truck Amount (in Rs.)	LCV Count	Total LCV Amount (in Rs.)	MAV (Multi Axle Vehicle Count)	Total MAV (Multi Axle Vehicle) Amount (in Rs.)	Three Axle Count	Three Axle Count Amount (in Rs.)	FASTag Debit Adjustment/ Chargeback Received from Bank (Net)
1	2	3	4	5	6	7	8	9	10	11	12	13	Note-5
Single Journey	42582	7433759	2467	1183299	5148	1802387	5164	1329030	6391	7076096	1043	870936	36815
Double User Fee (FASTag Lane Violation) (Note-6)	858	449600	2	2816	5	6508	34	28700	1	4330	1	3260	0

Total Non-Tollable Traffic Count Entry Details (Note-2)						
Transaction Type	Car/Jeep Count	Bus Count	Truck Count	LCV Count	MAV (Multi Axle Vehicle Count)	Three Axle Count
1	2	3	4	5	6	7
Reuse & Exit	207	3	6	13	3	1
Exemption & Violation	4189	35	44	177	46	58



Notes

1. Fee for Fastag vehicles passing two toll plazas, is collected at two plazas in few cases and therefore section wise traffic details will not be available at one plaza for same.
2. All Non-tollable traffic could not be recorded/reported due to unavailability of adequate Lanes & systems. Non-Tollable count includes Reuse of daily/return/monthly pass, exit trips, exemption and violations.
3. Reporting (FASTag/Cash/Card) - 12:00:00 AM to 11:59:59 PM.
4. Fastag Collection is net of Acquiring Bank Charges
5. FASTag Debit Adjustment/Chargeback Received from Bank (Net)
6. Double user fee (from cash vehicles entering dedicated Fastag lane) collected from vehicles are reported separately (count and revenue). These are included in vehicle category wise count and revenue.

MONTHLY/DAILY FEE STATEMENT

Project Highway: Yashwantrao Chavan Expressway

Day/Month: 05-Apr-2025

Sr. No.	Name of Toll Plaza Location	Chainage
Yashwantrao Chavan Expressway section (from Km.0+000 to 94+600)		
1	Khalapur Main	32+600

Type of Vehicle	For corresponding day/month of previous year 5-Apr-2024		For preceding day/month 4-Apr-2025		For the day/month reported upon 5-Apr-2025		
	No. of Vehicles	Fee collected (in lakh Rs.)	No. of Vehicles	Fee collected (in lakh Rs.)	Fee per Vehicle (in Rs.)	No. of Vehicles	Fee collected (in lakh Rs.)
1	2	3	4	5	6	7	8
A-Car (Note-7)	39619	7123398	43440	7883359	Note-1	48814	8893576
B-LCV	5129	1344602	5198	1357730		5566	1452778
C-Bus	2340	1109154	2469	1186115		2676	1296691
D-Truck	5571	1962684	5153	1808895		4922	1692577
E-Three-axle vehicle	1197	990401	1044	874196		1053	844838
F-Multi-axle Truck	7386	8066386	6392	7080426		6159	6654604
G-Oversized vehicle	0	0	0	0		0	0
FASTag Debit Adjustment/ Chargeback Received from Bank (Net) (Note-5)	0	51684	0	36815	Note-5	0	30323
H- Total	61242	20648309	63696	20227535	0	69190	20865387

Day/Month wise Opening Balance of Toll Collection & Traffic

Day	5												
Month	4												
Year	2025												
Toll Depositing Bank	State Bank Of India												
Bank Account No.	39177623786												
Transaction Type	Car/Jeep Count	Total Car/ Jeep Amount (in Rs.)	Bus Count	Total Bus Amount (in Rs.)	Truck Count	Total Truck Amount (in Rs.)	LCV Count	Total LCV Amount (in Rs.)	MAV (Multi Axle Vehicle Count)	Total MAV (Multi Axle Vehicle) Amount (in Rs.)	Three Axle Count	Three Axle Count Amount (in Rs.)	FASTag Debit Adjustment/ Chargeback Received from Bank (Net)
1	2	3	4	5	6	7	8	9	10	11	12	13	Note-5
Single Journey	47786	8353096	2675	1295283	4912	1681271	5530	1421602	6157	6647026	1053	844838	30323
Double User Fee (FASTag Lane Violation) (Note-6)	1028	540480	1	1408	10	11306	36	31176	2	7578	0	0	0

Total Non-Tollable Traffic Count Entry Details (Note-2)						
Transaction Type	Car/Jeep Count	Bus Count	Truck Count	LCV Count	MAV (Multi Axle Vehicle Count)	Three Axle Count
1	2	3	4	5	6	7
Reuse & Exit	258	1	1	11	1	0
Exemption & Violation	3957	29	49	180	54	68



Notes

1. Fee for Fastag vehicles passing two toll plazas, is collected at two plazas in few cases and therefore section wise traffic details will not be available at one plaza for same.
2. All Non-tollable traffic could not be recorded/reported due to unavailability of adequate Lanes & systems. Non-Tollable count includes Reuse of daily/return/monthly pass, exit trips, exemption and violations.
3. Reporting (FASTag/Cash/Card) - 12:00:00 AM to 11:59:59 PM.
4. Fastag Collection is net of Acquiring Bank Charges
5. FASTag Debit Adjustment/Chargeback Received from Bank (Net)
6. Double user fee (from cash vehicles entering dedicated Fastag lane) collected from vehicles are reported separately (count and revenue). These are included in vehicle category wise count and revenue.

MONTHLY/DAILY FEE STATEMENT

Project Highway: Yashwantrao Chavan Expressway

Day/Month: 06-Apr-2025

Sr. No.	Name of Toll Plaza Location	Chainage
Yashwantrao Chavan Expressway section (from Km.0+000 to 94+600)		
1	Khalapur Main	32+600

Type of Vehicle	For corresponding day/month of previous year 6-Apr-2024		For preceding day/month 5-Apr-2025		For the day/month reported upon 6-Apr-2025		
	No. of Vehicles	Fee collected (in lakh Rs.)	No. of Vehicles	Fee collected (in lakh Rs.)	Fee per Vehicle (in Rs.)	No. of Vehicles	Fee collected (in lakh Rs.)
1	2	3	4	5	6	7	8
A-Car (Note-7)	45549	8345293	48814	8893576	Note-1	53265	9289883
B-LCV	5468	1452972	5566	1452778		4527	1162416
C-Bus	2520	1213839	2676	1296691		2803	1317532
D-Truck	5173	1793417	4922	1692577		4131	1439290
E-Three-axle vehicle	1191	979027	1053	844838		917	735451
F-Multi-axle Truck	7196	7692313	6159	6654604		5338	5899472
G-Oversized vehicle	0	0	0	0		0	0
FASTag Debit Adjustment/ Chargeback Received from Bank (Net) (Note-5)	0	37470	0	30323	Note-5	0	-160
H- Total	67097	21514331	69190	20865387	0	70981	19843883

Day/Month wise Opening Balance of Toll Collection & Traffic

Day	6												
Month	4												
Year	2025												
Toll Depositing Bank	State Bank Of India												
Bank Account No.	39177623786												
Transaction Type	Car/Jeep Count	Total Car/ Jeep Amount (in Rs.)	Bus Count	Total Bus Amount (in Rs.)	Truck Count	Total Truck Amount (in Rs.)	LCV Count	Total LCV Amount (in Rs.)	MAV (Multi Axle Vehicle Count)	Total MAV (Multi Axle Vehicle) Amount (in Rs.)	Three Axle Count	Three Axle Count Amount (in Rs.)	FASTag Debit Adjustment/ Chargeback Received from Bank (Net)
1	2	3	4	5	6	7	8	9	10	11	12	13	Note-5
Single Journey	52194	8726683	2799	1310956	4130	1438262	4494	1133962	5337	5896224	916	732191	-160
Double User Fee (FASTag Lane Violation) (Note-6)	1071	563200	4	6576	1	1028	33	28454	1	3248	1	3260	0

Total Non-Tollable Traffic Count Entry Details (Note-2)						
Transaction Type	Car/Jeep Count	Bus Count	Truck Count	LCV Count	MAV (Multi Axle Vehicle Count)	Three Axle Count
1	2	3	4	5	6	7
Reuse & Exit	311	1	2	12	0	0
Exemption & Violation	3261	14	25	138	43	25

Notes

1. Fee for Fastag vehicles passing two toll plazas, is collected at two plazas in few cases and therefore section wise traffic details will not be available at one plaza for same.
2. All Non-tollable traffic could not be recorded/reported due to unavailability of adequate Lanes & systems. Non-Tollable count includes Reuse of daily/return/monthly pass, exit trips, exemption and violations.
3. Reporting (FASTag/Cash/Card) - 12:00:00 AM to 11:59:59 PM.
4. Fastag Collection is net of Acquiring Bank Charges
5. FASTag Debit Adjustment/Chargeback Received from Bank (Net)
6. Double user fee (from cash vehicles entering dedicated Fastag lane) collected from vehicles are reported separately (count and revenue). These are included in vehicle category wise count and revenue.



MONTHLY/DAILY FEE STATEMENT

Project Highway: Yashwantrao Chavan Expressway

Day/Month: 07-Apr-2025

Sr. No.	Name of Toll Plaza Location	Chainage
Yashwantrao Chavan Expressway section (from Km.0+000 to 94+600)		
1	Khalapur Main	32+600

Type of Vehicle	For corresponding day/month of previous year 7-Apr-2024		For preceding day/month 6-Apr-2025		For the day/month reported upon 7-Apr-2025		
	No. of Vehicles	Fee collected (in lakh Rs.)	No. of Vehicles	Fee collected (in lakh Rs.)	Fee per Vehicle (in Rs.)	No. of Vehicles	Fee collected (in lakh Rs.)
1	2	3	4	5	6	7	8
A-Car (Note-7)	46164	8281643	53265	9289883	Note-1	40236	6796895
B-LCV	4595	1197332	4527	1162416		4949	1270987
C-Bus	2680	1266778	2803	1317532		2616	1218661
D-Truck	4243	1477492	4131	1439290		4709	1573549
E-Three-axle vehicle	966	810761	917	735451		984	732933
F-Multi-axle Truck	6091	6520916	5338	5899472		5650	6098849
G-Oversized vehicle	0	0	0	0		0	0
FASTag Debit Adjustment/ Chargeback Received from Bank (Net) (Note-5)	0	0	0	-160	Note-5	0	58408
H- Total	64739	19554922	70981	19843883	0	59144	17750283

Day/Month wise Opening Balance of Toll Collection & Traffic

Day	7												
Month	4												
Year	2025												
Toll Depositing Bank	State Bank Of India												
Bank Account No.	39177623786												
Transaction Type	Car/Jeep Count	Total Car/ Jeep Amount (in Rs.)	Bus Count	Total Bus Amount (in Rs.)	Truck Count	Total Truck Amount (in Rs.)	LCV Count	Total LCV Amount (in Rs.)	MAV (Multi Axle Vehicle Count)	Total MAV (Multi Axle Vehicle) Amount (in Rs.)	Three Axle Count	Three Axle Count Amount (in Rs.)	FASTag Debit Adjustment/ Chargeback Received from Bank (Net)
1	2	3	4	5	6	7	8	9	10	11	12	13	Note-5
Single Journey	39637	6475615	2613	1214437	4706	1569439	4919	1245751	5644	6077197	984	732933	58408
Double User Fee (FASTag Lane Violation) (Note-6)	599	321280	3	4224	3	4110	30	25236	6	21652	0	0	0

Total Non-Tollable Traffic Count Entry Details (Note-2)						
Transaction Type	Car/Jeep Count	Bus Count	Truck Count	LCV Count	MAV (Multi Axle Vehicle Count)	Three Axle Count
1	2	3	4	5	6	7
Reuse & Exit	196	3	1	7	3	1
Exemption & Violation	2856	20	34	150	40	41

Notes

1. Fee for Fastag vehicles passing two toll plazas, is collected at two plazas in few cases and therefore section wise traffic details will not be available at one plaza for same.
2. All Non-tollable traffic could not be recorded/reported due to unavailability of adequate Lanes & systems. Non-Tollable count includes Reuse of daily/return/monthly pass, exit trips, exemption and violations.
3. Reporting (FASTag/Cash/Card) - 12:00:00 AM to 11:59:59 PM.
4. Fastag Collection is net of Acquiring Bank Charges
5. FASTag Debit Adjustment/Chargeback Received from Bank (Net)
6. Double user fee (from cash vehicles entering dedicated Fastag lane) collected from vehicles are reported separately (count and revenue). These are included in vehicle category wise count and revenue.



MONTHLY/DAILY FEE STATEMENT

Project Highway: Yashwantrao Chavan Expressway

Day/Month: 08-Apr-2025

Sr. No.	Name of Toll Plaza Location	Chainage
Yashwantrao Chavan Expressway section (from Km.0+000 to 94+600)		
1	Khalapur Main	32+600

Type of Vehicle	For corresponding day/month of previous year 8-Apr-2024		For preceding day/month 7-Apr-2025		For the day/month reported upon 8-Apr-2025		
	No. of Vehicles	Fee collected (in lakh Rs.)	No. of Vehicles	Fee collected (in lakh Rs.)	Fee per Vehicle (in Rs.)	No. of Vehicles	Fee collected (in lakh Rs.)
1	2	3	4	5	6	7	8
A-Car (Note-7)	35020	6099785	40236	6796895	Note-1	36223	6430713
B-LCV	4739	1215720	4949	1270987		5393	1434609
C-Bus	2478	1151748	2616	1218661		2467	1177740
D-Truck	4685	1549886	4709	1573549		5154	1809720
E-Three-axle vehicle	1064	808029	984	732933		998	850594
F-Multi-axle Truck	6068	6309274	5650	6098849		6276	6909094
G-Oversized vehicle	0	0	0	0		0	0
FASTag Debit Adjustment/ Chargeback Received from Bank (Net) (Note-5)	0	-491	0	58408	Note-5	0	26189
H- Total	54054	17133952	59144	17750283	0	56511	18638658

Day/Month wise Opening Balance of Toll Collection & Traffic

Day	8												
Month	4												
Year	2025												
Toll Depositing Bank	State Bank Of India												
Bank Account No.	39177623786												
Transaction Type	Car/Jeep Count	Total Car/ Jeep Amount (in Rs.)	Bus Count	Total Bus Amount (in Rs.)	Truck Count	Total Truck Amount (in Rs.)	LCV Count	Total LCV Amount (in Rs.)	MAV (Multi Axle Vehicle Count)	Total MAV (Multi Axle Vehicle) Amount (in Rs.)	Three Axle Count	Three Axle Count Amount (in Rs.)	FASTag Debit Adjustment/ Chargeback Received from Bank (Net)
1	2	3	4	5	6	7	8	9	10	11	12	13	Note-5
Single Journey	35609	6099033	2465	1174452	5147	1800814	5365	1411105	6274	6900434	997	848148	26189
Double User Fee (FASTag Lane Violation) (Note-6)	614	331680	2	3288	7	8906	28	23504	2	8660	1	2446	0

Total Non-Tollable Traffic Count Entry Details (Note-2)						
Transaction Type	Car/Jeep Count	Bus Count	Truck Count	LCV Count	MAV (Multi Axle Vehicle Count)	Three Axle Count
1	2	3	4	5	6	7
Reuse & Exit	170	2	5	12	1	1
Exemption & Violation	2724	13	44	145	51	44

Notes

1. Fee for Fastag vehicles passing two toll plazas, is collected at two plazas in few cases and therefore section wise traffic details will not be available at one plaza for same.
2. All Non-tollable traffic could not be recorded/reported due to unavailability of adequate Lanes & systems. Non-Tollable count includes Reuse of daily/return/monthly pass, exit trips, exemption and violations.
3. Reporting (FASTag/Cash/Card) - 12:00:00 AM to 11:59:59 PM.
4. Fastag Collection is net of Acquiring Bank Charges
5. FASTag Debit Adjustment/Chargeback Received from Bank (Net)
6. Double user fee (from cash vehicles entering dedicated Fastag lane) collected from vehicles are reported separately (count and revenue). These are included in vehicle category wise count and revenue.



MONTHLY/DAILY FEE STATEMENT

Project Highway: Yashwantrao Chavan Expressway

Day/Month: 09-Apr-2025

Sr. No.	Name of Toll Plaza Location	Chainage
Yashwantrao Chavan Expressway section (from Km.0+000 to 94+600)		
1	Khalapur Main	32+600

Type of Vehicle	For corresponding day/month of previous year 9-Apr-2024		For preceding day/month 8-Apr-2025		For the day/month reported upon 9-Apr-2025		
	No. of Vehicles	Fee collected (in lakh Rs.)	No. of Vehicles	Fee collected (in lakh Rs.)	Fee per Vehicle (in Rs.)	No. of Vehicles	Fee collected (in lakh Rs.)
1	2	3	4	5	6	7	8
A-Car (Note-7)	30247	5600297	36223	6430713	Note-1	38178	6872873
B-LCV	4335	1190084	5393	1434609		5417	1425992
C-Bus	2323	1140666	2467	1177740		2583	1246644
D-Truck	4654	1693627	5154	1809720		5242	1859472
E-Three-axle vehicle	1008	858948	998	850594		1051	866860
F-Multi-axle Truck	6315	7095111	6276	6909094		6491	7135298
G-Oversized vehicle	0	0	0	0		0	0
FASTag Debit Adjustment/ Chargeback Received from Bank (Net) (Note-5)	0	89530	0	26189	Note-5	0	35838
H- Total	48882	17668264	56511	18638658	0	58962	19442978

Day/Month wise Opening Balance of Toll Collection & Traffic

Day	9												
Month	4												
Year	2025												
Toll Depositing Bank	State Bank Of India												
Bank Account No.	39177623786												
Transaction Type	Car/Jeep Count	Total Car/ Jeep Amount (in Rs.)	Bus Count	Total Bus Amount (in Rs.)	Truck Count	Total Truck Amount (in Rs.)	LCV Count	Total LCV Amount (in Rs.)	MAV (Multi Axle Vehicle Count)	Total MAV (Multi Axle Vehicle) Amount (in Rs.)	Three Axle Count	Three Axle Count Amount (in Rs.)	FASTag Debit Adjustment/ Chargeback Received from Bank (Net)
1	2	3	4	5	6	7	8	9	10	11	12	13	Note-5
Single Journey	37552	6536393	2579	1240540	5238	1854676	5387	1400260	6489	7127720	1051	866860	35838
Double User Fee (FASTag Lane Violation) (Note-6)	626	336480	4	6104	4	4796	30	25732	2	7578	0	0	0

Total Non-Tollable Traffic Count Entry Details (Note-2)						
Transaction Type	Car/Jeep Count	Bus Count	Truck Count	LCV Count	MAV (Multi Axle Vehicle Count)	Three Axle Count
1	2	3	4	5	6	7
Reuse & Exit	167	3	4	9	0	1
Exemption & Violation	2897	24	27	168	48	23

Notes

1. Fee for Fastag vehicles passing two toll plazas, is collected at two plazas in few cases and therefore section wise traffic details will not be available at one plaza for same.
2. All Non-tollable traffic could not be recorded/reported due to unavailability of adequate Lanes & systems. Non-Tollable count includes Reuse of daily/return/monthly pass, exit trips, exemption and violations.
3. Reporting (FASTag/Cash/Card) - 12:00:00 AM to 11:59:59 PM.
4. Fastag Collection is net of Acquiring Bank Charges
5. FASTag Debit Adjustment/Chargeback Received from Bank (Net)
6. Double user fee (from cash vehicles entering dedicated Fastag lane) collected from vehicles are reported separately (count and revenue). These are included in vehicle category wise count and revenue.



MONTHLY/DAILY FEE STATEMENT

Project Highway: Yashwantrao Chavan Expressway

Day/Month: 10-Apr-2025

Sr. No.	Name of Toll Plaza Location	Chainage
Yashwantrao Chavan Expressway section (from Km.0+000 to 94+600)		
1	Khalapur Main	32+600

Type of Vehicle	For corresponding day/month of previous year 10-Apr-2024		For preceding day/month 9-Apr-2025		For the day/month reported upon 10-Apr-2025		
	No. of Vehicles	Fee collected (in lakh Rs.)	No. of Vehicles	Fee collected (in lakh Rs.)	Fee per Vehicle (in Rs.)	No. of Vehicles	Fee collected (in lakh Rs.)
1	2	3	4	5	6	7	8
A-Car (Note-7)	34892	6155726	38178	6872873	Note-1	42865	7809280
B-LCV	4412	1142660	5417	1425992		5551	1445819
C-Bus	2403	1141015	2583	1246644		2732	1311135
D-Truck	4326	1493818	5242	1859472		5255	1843399
E-Three-axle vehicle	991	775431	1051	866860		1060	869695
F-Multi-axle Truck	5601	6051758	6491	7135298		6155	6853308
G-Oversized vehicle	0	0	0	0		0	0
FASTag Debit Adjustment/Chargeback Received from Bank (Net) (Note-5)	0	83111	0	35838	Note-5	0	-240
H- Total	52625	16843520	58962	19442978	0	63618	20132395

Day/Month wise Opening Balance of Toll Collection & Traffic

Day	10												
Month	4												
Year	2025												
Toll Depositing Bank	State Bank Of India												
Bank Account No.	39177623786												
Transaction Type	Car/Jeep Count	Total Car/ Jeep Amount (in Rs.)	Bus Count	Total Bus Amount (in Rs.)	Truck Count	Total Truck Amount (in Rs.)	LCV Count	Total LCV Amount (in Rs.)	MAV (Multi Axle Vehicle Count)	Total MAV (Multi Axle Vehicle) Amount (in Rs.)	Three Axle Count	Three Axle Count Amount (in Rs.)	FASTag Debit Adjustment/ Chargeback Received from Bank (Net)
1	2	3	4	5	6	7	8	9	10	11	12	13	Note-5
Single Journey	42094	7397920	2728	1304559	5246	1832437	5513	1413407	6153	6846812	1060	869695	-240
Double User Fee (FASTag Lane Violation) (Note-6)	771	411360	4	6576	9	10962	38	32412	2	6496	0	0	0

Total Non-Tollable Traffic Count Entry Details (Note-2)						
Transaction Type	Car/Jeep Count	Bus Count	Truck Count	LCV Count	MAV (Multi Axle Vehicle Count)	Three Axle Count
1	2	3	4	5	6	7
Reuse & Exit	153	6	0	9	0	2
Exemption & Violation	2992	15	34	160	37	18

Notes

1. Fee for Fastag vehicles passing two toll plazas, is collected at two plazas in few cases and therefore section wise traffic details will not be available at one plaza for same.
2. All Non-tollable traffic could not be recorded/reported due to unavailability of adequate Lanes & systems. Non-Tollable count includes Reuse of daily/return/monthly pass, exit trips, exemption and violations.
3. Reporting (FASTag/Cash/Card) - 12:00:00 AM to 11:59:59 PM.
4. Fastag Collection is net of Acquiring Bank Charges
5. FASTag Debit Adjustment/Chargeback Received from Bank (Net)
6. Double user fee (from cash vehicles entering dedicated Fastag lane) collected from vehicles are reported separately (count and revenue). These are included in vehicle category wise count and revenue.



MONTHLY/DAILY FEE STATEMENT

Project Highway: Yashwantrao Chavan Expressway

Day/Month: 11-Apr-2025

Sr. No.	Name of Toll Plaza Location	Chainage
Yashwantrao Chavan Expressway section (from Km.0+000 to 94+600)		
1	Khalapur Main	32+600

Type of Vehicle	For corresponding day/month of previous year 11-Apr-2024		For preceding day/month 10-Apr-2025		For the day/month reported upon 11-Apr-2025		
	No. of Vehicles	Fee collected (in lakh Rs.)	No. of Vehicles	Fee collected (in lakh Rs.)	Fee per Vehicle (in Rs.)	No. of Vehicles	Fee collected (in lakh Rs.)
1	2	3	4	5	6	7	8
A-Car (Note-7)	36851	6655668	42865	7809280	Note-1	47869	9927445
B-LCV	4289	1148835	5551	1445819		5666	1627860
C-Bus	2491	1206853	2732	1311135		2771	1486432
D-Truck	4597	1670578	5255	1843399		5275	2014052
E-Three-axle vehicle	1043	903336	1060	869695		1128	984439
F-Multi-axle Truck	6270	7101486	6155	6853308		6359	7460754
G-Oversized vehicle	0	0	0	0		0	0
FASTag Debit Adjustment/ Chargeback Received from Bank (Net) (Note-5)	0	-254	0	-240	Note-5	0	73900
H- Total	55541	18686502	63618	20132395	0	69068	23574881

Day/Month wise Opening Balance of Toll Collection & Traffic

Day	11
Month	4
Year	2025
Toll Depositing Bank	State Bank Of India
Bank Account No.	39177623786

Transaction Type	Car/Jeep Count	Total Car/ Jeep Amount (in Rs.)	Bus Count	Total Bus Amount (in Rs.)	Truck Count	Total Truck Amount (in Rs.)	LCV Count	Total LCV Amount (in Rs.)	MAV (Multi Axle Vehicle Count)	Total MAV (Multi Axle Vehicle) Amount (in Rs.)	Three Axle Count	Three Axle Count Amount (in Rs.)	FASTag Debit Adjustment/ Chargeback Received from Bank (Net)
1	2	3	4	5	6	7	8	9	10	11	12	13	Note-5
Single Journey	47113	9518805	2768	1482208	5269	2006858	5627	1593466	6357	7454258	1128	984439	73900
Double User Fee (FASTag Lane Violation) (Note-6)	756	408640	3	4224	6	7194	39	34394	2	6496	0	0	0

Total Non-Tollable Traffic Count Entry Details (Note-2)						
Transaction Type	Car/Jeep Count	Bus Count	Truck Count	LCV Count	MAV (Multi Axle Vehicle Count)	Three Axle Count
1	2	3	4	5	6	7
Reuse & Exit	221	0	4	10	1	0
Exemption & Violation	2982	34	44	177	43	49

Notes

1. Fee for Fastag vehicles passing two toll plazas, is collected at two plazas in few cases and therefore section wise traffic details will not be available at one plaza for same.
2. All Non-tollable traffic could not be recorded/reported due to unavailability of adequate Lanes & systems. Non-Tollable count includes Reuse of daily/return/monthly pass, exit trips, exemption and violations.
3. Reporting (FASTag/Cash/Card) - 12:00:00 AM to 11:59:59 PM.
4. Fastag Collection is net of Acquiring Bank Charges
5. FASTag Debit Adjustment/Chargeback Received from Bank (Net)
6. Double user fee (from cash vehicles entering dedicated Fastag lane) collected from vehicles are reported separately (count and revenue). These are included in vehicle category wise count and revenue.



MONTHLY/DAILY FEE STATEMENT

Project Highway: Yashwantrao Chavan Expressway

Day/Month: 12-Apr-2025

Sr. No.	Name of Toll Plaza Location	Chainage
Yashwantrao Chavan Expressway section (from Km.0+000 to 94+600)		
1	Khalapur Main	32+600

Type of Vehicle	For corresponding day/month of previous year 12-Apr-2024		For preceding day/month 11-Apr-2025		For the day/month reported upon 12-Apr-2025		
	No. of Vehicles	Fee collected (in lakh Rs.)	No. of Vehicles	Fee collected (in lakh Rs.)	Fee per Vehicle (in Rs.)	No. of Vehicles	Fee collected (in lakh Rs.)
1	2	3	4	5	6	7	8
A-Car (Note-7)	43093	7845021	47869	9927445	Note-1	57724	11051567
B-LCV	4654	1257747	5666	1627860		5829	1564546
C-Bus	2543	1207641	2771	1486432		2966	1479099
D-Truck	4736	1658917	5275	2014052		5082	1772784
E-Three-axle vehicle	1199	998709	1128	984439		1108	925867
F-Multi-axle Truck	6197	6616340	6359	7460754		6302	6939342
G-Oversized vehicle	0	0	0	0		0	0
FASTag Debit Adjustment/ Chargeback Received from Bank (Net) (Note-5)	0	0	0	73900	Note-5	0	32756
H- Total	62422	19584374	69068	23574881	0	79011	23765960

Day/Month wise Opening Balance of Toll Collection & Traffic

Day	12												
Month	4												
Year	2025												
Toll Depositing Bank	State Bank Of India												
Bank Account No.	39177623786												
Transaction Type	Car/Jeep Count	Total Car/ Jeep Amount (in Rs.)	Bus Count	Total Bus Amount (in Rs.)	Truck Count	Total Truck Amount (in Rs.)	LCV Count	Total LCV Amount (in Rs.)	MAV (Multi Axle Vehicle Count)	Total MAV (Multi Axle Vehicle) Amount (in Rs.)	Three Axle Count	Three Axle Count Amount (in Rs.)	FASTag Debit Adjustment/ Chargeback Received from Bank (Net)
1	2	3	4	5	6	7	8	9	10	11	12	13	Note-5
Single Journey	56377	10340367	2957	1463595	5067	1752918	5785	1527434	6302	6939342	1106	920161	32756
Double User Fee (FASTag Lane Violation) (Note-6)	1347	711200	9	15504	15	19866	44	37112	0	0	2	5706	0

Total Non-Tollable Traffic Count Entry Details (Note-2)						
Transaction Type	Car/Jeep Count	Bus Count	Truck Count	LCV Count	MAV (Multi Axle Vehicle Count)	Three Axle Count
1	2	3	4	5	6	7
Reuse & Exit	249	3	4	11	1	1
Exemption & Violation	3544	26	45	186	63	30

Notes

- Fee for Fastag vehicles passing two toll plazas, is collected at two plazas in few cases and therefore section wise traffic details will not be available at one plaza for same.
- All Non-tollable traffic could not be recorded/reported due to unavailability of adequate Lanes & systems. Non-Tollable count includes Reuse of daily/return/monthly pass, exit trips, exemption and violations.
- Reporting (FASTag/Cash/Card) - 12:00:00 AM to 11:59:59 PM.
- Fastag Collection is net of Acquiring Bank Charges
- FASTag Debit Adjustment/Chargeback Received from Bank (Net)
- Double user fee (from cash vehicles entering dedicated Fastag lane) collected from vehicles are reported separately (count and revenue). These are included in vehicle category wise count and revenue.



MONTHLY/DAILY FEE STATEMENT

Project Highway: Yashwantrao Chavan Expressway

Day/Month: 13-Apr-2025

Sr. No.	Name of Toll Plaza Location	Chainage
Yashwantrao Chavan Expressway section (from Km.0+000 to 94+600)		
1	Khalapur Main	32+600

Type of Vehicle	For corresponding day/month of previous year 13-Apr-2024		For preceding day/month 12-Apr-2025		For the day/month reported upon 13-Apr-2025		
	No. of Vehicles	Fee collected (in lakh Rs.)	No. of Vehicles	Fee collected (in lakh Rs.)	Fee per Vehicle (in Rs.)	No. of Vehicles	Fee collected (in lakh Rs.)
1	2	3	4	5	6	7	8
A-Car (Note-7)	51716	9649908	57724	11051567	Note-1	59897	10676253
B-LCV	5320	1433197	5829	1564546		4757	1233873
C-Bus	2834	1388590	2966	1479099		2915	1390148
D-Truck	4896	1710115	5082	1772784		3953	1381691
E-Three-axle vehicle	1201	966655	1108	925867		814	677717
F-Multi-axle Truck	7057	7611429	6302	6939342		5123	5572960
G-Oversized vehicle	0	0	0	0		0	0
FASTag Debit Adjustment/ Chargeback Received from Bank (Net) (Note-5)	0	115394	0	32756	Note-5	0	-2023
H- Total	73024	22875288	79011	23765960	0	77459	20930619

Day/Month wise Opening Balance of Toll Collection & Traffic

Day	13												
Month	4												
Year	2025												
Toll Depositing Bank	State Bank Of India												
Bank Account No.	39177623786												
Transaction Type	Car/Jeep Count	Total Car/ Jeep Amount (in Rs.)	Bus Count	Total Bus Amount (in Rs.)	Truck Count	Total Truck Amount (in Rs.)	LCV Count	Total LCV Amount (in Rs.)	MAV (Multi Axle Vehicle Count)	Total MAV (Multi Axle Vehicle) Amount (in Rs.)	Three Axle Count	Three Axle Count Amount (in Rs.)	FASTag Debit Adjustment/ Chargeback Received from Bank (Net)
1	2	3	4	5	6	7	8	9	10	11	12	13	Note-5
Single Journey	58468	9934653	2911	1384044	3951	1379635	4721	1204929	5123	5572960	812	672011	-2023
Double User Fee (FASTag Lane Violation) (Note-6)	1429	741600	4	6104	2	2056	36	28944	0	0	2	5706	0

Total Non-Tollable Traffic Count Entry Details (Note-2)						
Transaction Type	Car/Jeep Count	Bus Count	Truck Count	LCV Count	MAV (Multi Axle Vehicle Count)	Three Axle Count
1	2	3	4	5	6	7
Reuse & Exit	345	2	6	11	2	2
Exemption & Violation	3373	11	22	154	34	17

Notes

1. Fee for Fastag vehicles passing two toll plazas, is collected at two plazas in few cases and therefore section wise traffic details will not be available at one plaza for same.
2. All Non-tollable traffic could not be recorded/reported due to unavailability of adequate Lanes & systems. Non-Tollable count includes Reuse of daily/return/monthly pass, exit trips, exemption and violations.
3. Reporting (FASTag/Cash/Card) - 12:00:00 AM to 11:59:59 PM.
4. Fastag Collection is net of Acquiring Bank Charges
5. FASTag Debit Adjustment/Chargeback Received from Bank (Net)
6. Double user fee (from cash vehicles entering dedicated Fastag lane) collected from vehicles are reported separately (count and revenue). These are included in vehicle category wise count and revenue.



MONTHLY/DAILY FEE STATEMENT

Project Highway: Yashwantrao Chavan Expressway

Day/Month: 14-Apr-2025

Sr. No.	Name of Toll Plaza Location	Chainage
Yashwantrao Chavan Expressway section (from Km.0+000 to 94+600)		
1	Khalapur Main	32+600

Type of Vehicle	For corresponding day/month of previous year 14-Apr-2024		For preceding day/month 13-Apr-2025		For the day/month reported upon 14-Apr-2025		
	No. of Vehicles	Fee collected (in lakh Rs.)	No. of Vehicles	Fee collected (in lakh Rs.)	Fee per Vehicle (in Rs.)	No. of Vehicles	Fee collected (in lakh Rs.)
1	2	3	4	5	6	7	8
A –Car (Note-7)	54746	9728972	59897	10676253	Note-1	49715	8203881
B –LCV	4516	1192485	4757	1233873		4895	1232719
C- Bus	2929	1400255	2915	1390148		2862	1336575
D –Truck	4265	1495482	3953	1381691		4330	1435083
E -Three-axle vehicle	966	817072	814	677717		948	735010
F -Multi-axle Truck	5748	6211590	5123	5572960		4992	5446685
G -Oversized vehicle	0	0	0	0		0	0
FASTag Debit Adjustment/ Chargeback Received from Bank (Net) (Note-5)	0	-1731	0	-2023	Note-5	0	82592
H- Total	73170	20844126	77459	20930619	0	67742	18472545

Day/Month wise Opening Balance of Toll Collection & Traffic

Day	14
Month	4
Year	2025
Toll Depositing Bank	State Bank Of India
Bank Account No.	39177623786

Transaction Type	Car/Jeep Count	Total Car/ Jeep Amount (in Rs.)	Bus Count	Total Bus Amount (in Rs.)	Truck Count	Total Truck Amount (in Rs.)	LCV Count	Total LCV Amount (in Rs.)	MAV (Multi Axle Vehicle Count)	Total MAV (Multi Axle Vehicle) Amount (in Rs.)	Three Axle Count	Three Axle Count Amount (in Rs.)	FASTag Debit Adjustment/ Chargeback Received from Bank (Net)
1	2	3	4	5	6	7	8	9	10	11	12	13	Note-5
Single Journey	48855	7757161	2858	1330471	4322	1425833	4865	1207483	4989	5434777	947	732564	82592
Double User Fee (FASTag Lane Violation) (Note-6)	860	446720	4	6104	8	9250	30	25236	3	11908	1	2446	0

Total Non-Tollable Traffic Count Entry Details (Note-2)						
Transaction Type	Car/Jeep Count	Bus Count	Truck Count	LCV Count	MAV (Multi Axle Vehicle Count)	Three Axle Count
1	2	3	4	5	6	7
Reuse & Exit	279	2	9	14	0	0
Exemption & Violation	3268	20	26	139	32	36

Notes

1. Fee for Fastag vehicles passing two toll plazas, is collected at two plazas in few cases and therefore section wise traffic details will not be available at one plaza for same.
2. All Non-tollable traffic could not be recorded/reported due to unavailability of adequate Lanes & systems. Non-Tollable count includes Reuse of daily/return/monthly pass, exit trips, exemption and violations.
3. Reporting (FASTag/Cash/Card) - 12:00:00 AM to 11:59:59 PM.
4. Fastag Collection is net of Acquiring Bank Charges
5. FASTag Debit Adjustment/Chargeback Received from Bank (Net)
6. Double user fee (from cash vehicles entering dedicated Fastag lane) collected from vehicles are reported separately (count and revenue). These are included in vehicle category wise count and revenue.



MONTHLY/DAILY FEE STATEMENT

Project Highway: Yashwantrao Chavan Expressway

Day/Month: 15-Apr-2025

Sr. No.	Name of Toll Plaza Location	Chainage
Yashwantrao Chavan Expressway section (from Km.0+000 to 94+600)		
1	Khalapur Main	32+600

Type of Vehicle	For corresponding day/month of previous year 15-Apr-2024		For preceding day/month 14-Apr-2025		For the day/month reported upon 15-Apr-2025		
	No. of Vehicles	Fee collected (in lakh Rs.)	No. of Vehicles	Fee collected (in lakh Rs.)	Fee per Vehicle (in Rs.)	No. of Vehicles	Fee collected (in lakh Rs.)
1	2	3	4	5	6	7	8
A-Car (Note-7)	43297	7642615	49715	8203881	Note-1	41654	7015755
B-LCV	4850	1256211	4895	1232719		5373	1423907
C-Bus	2836	1332478	2862	1336575		2767	1311438
D-Truck	4643	1515235	4330	1435083		4828	1689363
E-Three-axle vehicle	1134	849016	948	735010		1077	888042
F-Multi-axle Truck	5849	6182617	4992	5446685		5953	6576957
G-Oversized vehicle	0	0	0	0		0	0
FASTag Debit Adjustment/ Chargeback Received from Bank (Net) (Note-5)	0	0	0	82592	Note-5	0	30306
H- Total	62609	18778172	67742	18472545	0	61652	18935768

Day/Month wise Opening Balance of Toll Collection & Traffic

Day	15
Month	4
Year	2025
Toll Depositing Bank	State Bank Of India
Bank Account No.	39177623786

Transaction Type	Car/Jeep Count	Total Car/ Jeep Amount (in Rs.)	Bus Count	Total Bus Amount (in Rs.)	Truck Count	Total Truck Amount (in Rs.)	LCV Count	Total LCV Amount (in Rs.)	MAV (Multi Axle Vehicle Count)	Total MAV (Multi Axle Vehicle) Amount (in Rs.)	Three Axle Count	Three Axle Count Amount (in Rs.)	FASTag Debit Adjustment/ Chargeback Received from Bank (Net)
1	2	3	4	5	6	7	8	9	10	11	12	13	Note-5
Single Journey	41072	6705195	2765	1308150	4819	1678401	5336	1392733	5953	6576957	1075	882336	30306
Double User Fee (FASTag Lane Violation) (Note-6)	582	310560	2	3288	9	10962	37	31174	0	0	2	5706	0

Total Non-Tollable Traffic Count Entry Details (Note-2)						
Transaction Type	Car/Jeep Count	Bus Count	Truck Count	LCV Count	MAV (Multi Axle Vehicle Count)	Three Axle Count
1	2	3	4	5	6	7
Reuse & Exit	191	3	6	9	1	0
Exemption & Violation	3210	24	36	149	33	46

Notes

1. Fee for Fastag vehicles passing two toll plazas, is collected at two plazas in few cases and therefore section wise traffic details will not be available at one plaza for same.
2. All Non-tollable traffic could not be recorded/reported due to unavailability of adequate Lanes & systems. Non-Tollable count includes Reuse of daily/return/monthly pass, exit trips, exemption and violations.
3. Reporting (FASTag/Cash/Card) - 12:00:00 AM to 11:59:59 PM.
4. Fastag Collection is net of Acquiring Bank Charges
5. FASTag Debit Adjustment/Chargeback Received from Bank (Net)
6. Double user fee (from cash vehicles entering dedicated Fastag lane) collected from vehicles are reported separately (count and revenue). These are included in vehicle category wise count and revenue.



MONTHLY/DAILY FEE STATEMENT

Project Highway: Yashwantrao Chavan Expressway

Day/Month: 16-Apr-2025

Sr. No.	Name of Toll Plaza Location	Chainage
Yashwantrao Chavan Expressway section (from Km.0+000 to 94+600)		
1	Khalapur Main	32+600

Type of Vehicle	For corresponding day/month of previous year 16-Apr-2024		For preceding day/month 15-Apr-2025		For the day/month reported upon 16-Apr-2025		
	No. of Vehicles	Fee collected (in lakh Rs.)	No. of Vehicles	Fee collected (in lakh Rs.)	Fee per Vehicle (in Rs.)	No. of Vehicles	Fee collected (in lakh Rs.)
1	2	3	4	5	6	7	8
A-Car (Note-7)	37627	6614585	41654	7015755	Note-1	38155	6653086
B-LCV	5104	1358003	5373	1423907		5403	1430968
C-Bus	2666	1258171	2767	1311438		2693	1289361
D-Truck	5128	1808461	4828	1689363		5120	1825656
E-Three-axle vehicle	1052	880172	1077	888042		1063	949500
F-Multi-axle Truck	6956	7442716	5953	6576957		6500	7400067
G-Oversized vehicle	0	0	0	0		0	0
FASTag Debit Adjustment/ Chargeback Received from Bank (Net) (Note-5)	0	134674	0	30306	Note-5	0	39280
H- Total	58533	19496783	61652	18935768	0	58934	19587919

Day/Month wise Opening Balance of Toll Collection & Traffic

Day	16
Month	4
Year	2025
Toll Depositing Bank	State Bank Of India
Bank Account No.	39177623786

Transaction Type	Car/Jeep Count	Total Car/ Jeep Amount (in Rs.)	Bus Count	Total Bus Amount (in Rs.)	Truck Count	Total Truck Amount (in Rs.)	LCV Count	Total LCV Amount (in Rs.)	MAV (Multi Axle Vehicle Count)	Total MAV (Multi Axle Vehicle) Amount (in Rs.)	Three Axle Count	Three Axle Count Amount (in Rs.)	FASTag Debit Adjustment/ Chargeback Received from Bank (Net)
1	2	3	4	5	6	7	8	9	10	11	12	13	Note-5
Single Journey	37546	6326526	2691	1286073	5110	1812982	5373	1403004	6497	7389241	1062	947054	39280
Double User Fee (FASTag Lane Violation) (Note-6)	609	326560	2	3288	10	12674	30	27964	3	10826	1	2446	0

Total Non-Tollable Traffic Count Entry Details (Note-2)						
Transaction Type	Car/Jeep Count	Bus Count	Truck Count	LCV Count	MAV (Multi Axle Vehicle Count)	Three Axle Count
1	2	3	4	5	6	7
Reuse & Exit	186	2	7	14	0	1
Exemption & Violation	2792	26	35	132	31	32

Notes

1. Fee for Fastag vehicles passing two toll plazas, is collected at two plazas in few cases and therefore section wise traffic details will not be available at one plaza for same.
2. All Non-tollable traffic could not be recorded/reported due to unavailability of adequate Lanes & systems. Non-Tollable count includes Reuse of daily/return/monthly pass, exit trips, exemption and violations.
3. Reporting (FASTag/Cash/Card) - 12:00:00 AM to 11:59:59 PM.
4. Fastag Collection is net of Acquiring Bank Charges
5. FASTag Debit Adjustment/Chargeback Received from Bank (Net)
6. Double user fee (from cash vehicles entering dedicated Fastag lane) collected from vehicles are reported separately (count and revenue). These are included in vehicle category wise count and revenue.



MONTHLY/DAILY FEE STATEMENT

Project Highway: Yashwantrao Chavan Expressway

Day/Month: 17-Apr-2025

Sr. No.	Name of Toll Plaza Location	Chainage
Yashwantrao Chavan Expressway section (from Km.0+000 to 94+600)		
1	Khalapur Main	32+600

Type of Vehicle	For corresponding day/month of previous year 17-Apr-2024		For preceding day/month 16-Apr-2025		For the day/month reported upon 17-Apr-2025		
	No. of Vehicles	Fee collected (in lakh Rs.)	No. of Vehicles	Fee collected (in lakh Rs.)	Fee per Vehicle (in Rs.)	No. of Vehicles	Fee collected (in lakh Rs.)
1	2	3	4	5	6	7	8
A-Car (Note-7)	36340	6575777	38155	6653086	Note-1	44777	7925098
B-LCV	5076	1361124	5403	1430968		5560	1483674
C-Bus	2814	1363584	2693	1289361		2754	1326398
D-Truck	5446	1960991	5120	1825656		5184	1837949
E-Three-axle vehicle	1201	1016196	1063	949500		1145	933188
F-Multi-axle Truck	7334	8156930	6500	7400067		6785	7586614
G-Oversized vehicle	0	0	0	0		0	0
FASTag Debit Adjustment/ Chargeback Received from Bank (Net) (Note-5)	0	0	0	39280	Note-5	0	36796
H- Total	58211	20434602	58934	19587919	0	66205	21129718

Day/Month wise Opening Balance of Toll Collection & Traffic

Day	17												
Month	4												
Year	2025												
Toll Depositing Bank	State Bank Of India												
Bank Account No.	39177623786												
Transaction Type	Car/Jeep Count	Total Car/ Jeep Amount (in Rs.)	Bus Count	Total Bus Amount (in Rs.)	Truck Count	Total Truck Amount (in Rs.)	LCV Count	Total LCV Amount (in Rs.)	MAV (Multi Axle Vehicle Count)	Total MAV (Multi Axle Vehicle) Amount (in Rs.)	Three Axle Count	Three Axle Count Amount (in Rs.)	FASTag Debit Adjustment/ Chargeback Received from Bank (Net)
1	2	3	4	5	6	7	8	9	10	11	12	13	Note-5
Single Journey	44124	7569418	2749	1317942	5176	1828357	5512	1442354	6784	7582284	1144	930742	36796
Double User Fee (FASTag Lane Violation) (Note-6)	653	355680	5	8456	8	9592	48	41320	1	4330	1	2446	0

Total Non-Tollable Traffic Count Entry Details (Note-2)						
Transaction Type	Car/Jeep Count	Bus Count	Truck Count	LCV Count	MAV (Multi Axle Vehicle Count)	Three Axle Count
1	2	3	4	5	6	7
Reuse & Exit	166	3	2	16	1	0
Exemption & Violation	3071	15	32	151	49	19

Notes

1. Fee for Fastag vehicles passing two toll plazas, is collected at two plazas in few cases and therefore section wise traffic details will not be available at one plaza for same.
2. All Non-tollable traffic could not be recorded/reported due to unavailability of adequate Lanes & systems. Non-Tollable count includes Reuse of daily/return/monthly pass, exit trips, exemption and violations.
3. Reporting (FASTag/Cash/Card) - 12:00:00 AM to 11:59:59 PM.
4. Fastag Collection is net of Acquiring Bank Charges
5. FASTag Debit Adjustment/Chargeback Received from Bank (Net)
6. Double user fee (from cash vehicles entering dedicated Fastag lane) collected from vehicles are reported separately (count and revenue). These are included in vehicle category wise count and revenue.



MONTHLY/DAILY FEE STATEMENT

Project Highway: Yashwantrao Chavan Expressway

Day/Month: 18-Apr-2025

Sr. No.	Name of Toll Plaza Location	Chainage
Yashwantrao Chavan Expressway section (from Km.0+000 to 94+600)		
1	Khalapur Main	32+600

Type of Vehicle	For corresponding day/month of previous year 18-Apr-2024		For preceding day/month 17-Apr-2025		For the day/month reported upon 18-Apr-2025		
	No. of Vehicles	Fee collected (in lakh Rs.)	No. of Vehicles	Fee collected (in lakh Rs.)	Fee per Vehicle (in Rs.)	No. of Vehicles	Fee collected (in lakh Rs.)
1	2	3	4	5	6	7	8
A –Car (Note-7)	37805	6660294	44777	7925098	Note-1	56891	10841625
B –LCV	4885	1304788	5560	1483674		5721	1525793
C- Bus	2762	1325161	2754	1326398		2967	1449640
D –Truck	5089	1778849	5184	1837949		5266	1845974
E -Three-axle vehicle	1256	1061154	1145	933188		1060	870909
F -Multi-axle Truck	7325	8026148	6785	7586614		6520	7282933
G -Oversized vehicle	0	0	0	0		0	0
FASTag Debit Adjustment/ Chargeback Received from Bank (Net) (Note-5)	0	79898	0	36796	Note-5	0	17512
H- Total	59122	20236291	66205	21129718	0	78425	23834384

Day/Month wise Opening Balance of Toll Collection & Traffic

Day	18
Month	4
Year	2025
Toll Depositing Bank	State Bank Of India
Bank Account No.	39177623786

Transaction Type	Car/Jeep Count	Total Car/ Jeep Amount (in Rs.)	Bus Count	Total Bus Amount (in Rs.)	Truck Count	Total Truck Amount (In Rs.)	LCV Count	Total LCV Amount (in Rs.)	MAV (Multi Axle Vehicle Count)	Total MAV (Multi Axle Vehicle) Amount (in Rs.)	Three Axle Count	Three Axle Count Amount (in Rs.)	FASTag Debit Adjustment/ Chargeback Received from Bank (Net)
1	2	3	4	5	6	7	8	9	10	11	12	13	Note-5
Single Journey	55653	10173465	2961	1440248	5259	1837752	5669	1482001	6518	7275355	1059	868463	17512
Double User Fee (FASTag Lane Violation) (Note-6)	1238	668160	6	9392	7	8222	52	43792	2	7578	1	2446	0

Total Non-Tollable Traffic Count Entry Details (Note-2)						
Transaction Type	Car/Jeep Count	Bus Count	Truck Count	LCV Count	MAV (Multi Axle Vehicle Count)	Three Axle Count
1	2	3	4	5	6	7
Reuse & Exit	236	2	3	19	1	0
Exemption & Violation	3558	16	30	163	40	36

Notes

1. Fee for Fastag vehicles passing two toll plazas, is collected at two plazas in few cases and therefore section wise traffic details will not be available at one plaza for same.
2. All Non-tollable traffic could not be recorded/reported due to unavailability of adequate Lanes & systems. Non-Tollable count includes Reuse of daily/return/monthly pass, exit trips, exemption and violations.
3. Reporting (FASTag/Cash/Card) - 12:00:00 AM to 11:59:59 PM.
4. Fastag Collection is net of Acquiring Bank Charges
5. FASTag Debit Adjustment/Chargeback Received from Bank (Net)
6. Double user fee (from cash vehicles entering dedicated Fastag lane) collected from vehicles are reported separately (count and revenue). These are included in vehicle category wise count and revenue.



MONTHLY/DAILY FEE STATEMENT

Project Highway: Yashwantrao Chavan Expressway

Day/Month: 19-Apr-2025

Sr. No.	Name of Toll Plaza Location	Chainage
Yashwantrao Chavan Expressway section (from Km.0+000 to 94+600)		
1	Khalapur Main	32+600

Type of Vehicle	For corresponding day/month of previous year 19-Apr-2024		For preceding day/month 18-Apr-2025		For the day/month reported upon 19-Apr-2025		
	No. of Vehicles	Fee collected (in lakh Rs.)	No. of Vehicles	Fee collected (in lakh Rs.)	Fee per Vehicle (in Rs.)	No. of Vehicles	Fee collected (in lakh Rs.)
1	2	3	4	5	6	7	8
A-Car (Note-7)	41518	7501941	56891	10841625	Note-1	54322	9708495
B-LCV	5023	1329738	5721	1525793		5852	1536112
C-Bus	2890	1384676	2967	1449640		2990	1409045
D-Truck	5303	1860324	5266	1845974		4826	1657863
E-Three-axle vehicle	1228	1010475	1060	870909		1067	841591
F-Multi-axle Truck	7444	8052801	6520	7282933		6183	6414533
G-Oversized vehicle	0	0	0	0		0	0
FASTag Debit Adjustment/Chargeback Received from Bank (Net) (Note-5)	0	55929	0	17512	Note-5	0	63279
H- Total	63406	21195883	78425	23834384	0	75240	21630918

Day/Month wise Opening Balance of Toll Collection & Traffic

Day	19												
Month	4												
Year	2025												
Toll Depositing Bank	State Bank Of India												
Bank Account No.	39177623786												
Transaction Type	Car/Jeep Count	Total Car/ Jeep Amount (in Rs.)	Bus Count	Total Bus Amount (in Rs.)	Truck Count	Total Truck Amount (in Rs.)	LCV Count	Total LCV Amount (in Rs.)	MAV (Multi Axle Vehicle Count)	Total MAV (Multi Axle Vehicle) Amount (in Rs.)	Three Axle Count	Three Axle Count Amount (in Rs.)	FASTag Debit Adjustment/ Chargeback Received from Bank (Net)
1	2	3	4	5	6	7	8	9	10	11	12	13	Note-5
Single Journey	52988	8999855	2985	1401533	4815	1643477	5796	1488856	6183	6414533	1067	841591	63279
Double User Fee (FASTag Lane Violation) (Note-6)	1334	708640	5	7512	11	14386	56	47256	0	0	0	0	0

Total Non-Tollable Traffic Count Entry Details (Note-2)						
Transaction Type	Car/Jeep Count	Bus Count	Truck Count	LCV Count	MAV (Multi Axle Vehicle Count)	Three Axle Count
1	2	3	4	5	6	7
Reuse & Exit	308	0	4	20	0	1
Exemption & Violation	3612	30	42	145	51	38

Notes

- Fee for Fastag vehicles passing two toll plazas, is collected at two plazas in few cases and therefore section wise traffic details will not be available at one plaza for same.
- All Non-tollable traffic could not be recorded/reported due to unavailability of adequate Lanes & systems. Non-Tollable count includes Reuse of daily/return/monthly pass, exit trips, exemption and violations.
- Reporting (FASTag/Cash/Card) - 12:00:00 AM to 11:59:59 PM.
- Fastag Collection is net of Acquiring Bank Charges
- FASTag Debit Adjustment/Chargeback Received from Bank (Net)
- Double user fee (from cash vehicles entering dedicated Fastag lane) collected from vehicles are reported separately (count and revenue). These are included in vehicle category wise count and revenue.



MONTHLY/DAILY FEE STATEMENT

Project Highway: Yashwantrao Chavan Expressway

Day/Month: 20-Apr-2025

Sr. No.	Name of Toll Plaza Location	Chainage
Yashwantrao Chavan Expressway section (from Km.0+000 to 94+600)		
1	Khalapur Main	32+600

Type of Vehicle	For corresponding day/month of previous year 20-Apr-2024		For preceding day/month 19-Apr-2025		For the day/month reported upon 20-Apr-2025		
	No. of Vehicles	Fee collected (in lakh Rs.)	No. of Vehicles	Fee collected (in lakh Rs.)	Fee per Vehicle (in Rs.)	No. of Vehicles	Fee collected (in lakh Rs.)
1	2	3	4	5	6	7	8
A-Car (Note-7)	49285	9190074	54322	9708495	Note-1	67352	11636174
B-LCV	5243	1403951	5852	1536112		5135	1312946
C-Bus	3125	1512479	2990	1409045		3278	1559946
D-Truck	4912	1698331	4826	1657863		3972	1387159
E-Three-axle vehicle	1209	965914	1067	841591		900	752979
F-Multi-axle Truck	7306	7694201	6183	6414533		5383	5913460
G-Oversized vehicle	0	0	0	0		0	0
FASTag Debit Adjustment/ Chargeback Received from Bank (Net) (Note-5)	0	59627	0	63279	Note-5	0	-878
H- Total	71080	22524578	75240	21630918	0	86020	22561785

Day/Month wise Opening Balance of Toll Collection & Traffic

Day	20
Month	4
Year	2025
Toll Depositing Bank	State Bank Of India
Bank Account No.	39177623786

Transaction Type	Car/Jeep Count	Total Car/ Jeep Amount (in Rs.)	Bus Count	Total Bus Amount (in Rs.)	Truck Count	Total Truck Amount (in Rs.)	LCV Count	Total LCV Amount (in Rs.)	MAV (Multi Axle Vehicle Count)	Total MAV (Multi Axle Vehicle) Amount (in Rs.)	Three Axle Count	Three Axle Count Amount (in Rs.)	FASTag Debit Adjustment/ Chargeback Received from Bank (Net)
1	2	3	4	5	6	7	8	9	10	11	12	13	Note-5
Single Journey	65985	10922574	3271	1548674	3969	1383733	5087	1272122	5381	5906964	899	749719	-878
Double User Fee (FASTag Lane Violation) (Note-6)	1367	713600	7	11272	3	3426	48	40824	2	6496	1	3260	0

Total Non-Tollable Traffic Count Entry Details (Note-2)						
Transaction Type	Car/Jeep Count	Bus Count	Truck Count	LCV Count	MAV (Multi Axle Vehicle Count)	Three Axle Count
1	2	3	4	5	6	7
Reuse & Exit	457	2	0	13	0	0
Exemption & Violation	4159	14	35	160	41	23



Notes

1. Fee for Fastag vehicles passing two toll plazas, is collected at two plazas in few cases and therefore section wise traffic details will not be available at one plaza for same.
2. All Non-tollable traffic could not be recorded/reported due to unavailability of adequate Lanes & systems. Non-Tollable count includes Reuse of daily/return/monthly pass, exit trips, exemption and violations.
3. Reporting (FASTag/Cash/Card) - 12:00:00 AM to 11:59:59 PM.
4. Fastag Collection is net of Acquiring Bank Charges
5. FASTag Debit Adjustment/Chargeback Received from Bank (Net)
6. Double user fee (from cash vehicles entering dedicated Fastag lane) collected from vehicles are reported separately (count and revenue). These are included in vehicle category wise count and revenue.

MONTHLY/DAILY FEE STATEMENT

Project Highway: Yashwantrao Chavan Expressway

Day/Month: 21-Apr-2025

Sr. No.	Name of Toll Plaza Location	Chainage
Yashwantrao Chavan Expressway section (from Km.0+000 to 94+600)		
1	Khalapur Main	32+600

Type of Vehicle	For corresponding day/month of previous year 21-Apr-2024		For preceding day/month 20-Apr-2025		For the day/month reported upon 21-Apr-2025		
	No. of Vehicles	Fee collected (in lakh Rs.)	No. of Vehicles	Fee collected (in lakh Rs.)	Fee per Vehicle (in Rs.)	No. of Vehicles	Fee collected (in lakh Rs.)
1	2	3	4	5	6	7	8
A-Car (Note-7)	54164	9777786	67352	11636174	Note-1	48373	8166279
B-LCV	4378	1174214	5135	1312946		5014	1288396
C-Bus	3145	1522955	3278	1559946		3036	1411019
D-Truck	3988	1407958	3972	1387159		4432	1469253
E-Three-axle vehicle	972	839618	900	752979		983	754104
F-Multi-axle Truck	6159	6796128	5383	5913460		5704	6085838
G-Oversized vehicle	0	0	0	0		0	0
FASTag Debit Adjustment/ Chargeback Received from Bank (Net) (Note-5)	0	0	0	-878	Note-5	0	60485
H- Total	72806	21518659	86020	22561785	0	67542	19235373

Day/Month wise Opening Balance of Toll Collection & Traffic

Day	21
Month	4
Year	2025
Toll Depositing Bank	State Bank Of India
Bank Account No.	39177623786

Transaction Type	Car/Jeep Count	Total Car/ Jeep Amount (in Rs.)	Bus Count	Total Bus Amount (in Rs.)	Truck Count	Total Truck Amount (in Rs.)	LCV Count	Total LCV Amount (in Rs.)	MAV (Multi Axle Vehicle Count)	Total MAV (Multi Axle Vehicle) Amount (in Rs.)	Three Axle Count	Three Axle Count Amount (in Rs.)	FASTag Debit Adjustment/ Chargeback Received from Bank (Net)
1	2	3	4	5	6	7	8	9	10	11	12	13	Note-5
Single Journey	47549	7727239	3035	1409139	4426	1461717	4968	1249304	5702	6078260	982	751658	60485
Double User Fee (FASTag Lane Violation) (Note-6)	824	439040	1	1880	6	7536	46	39092	2	7578	1	2446	0

Total Non-Tollable Traffic Count Entry Details (Note-2)						
Transaction Type	Car/Jeep Count	Bus Count	Truck Count	LCV Count	MAV (Multi Axle Vehicle Count)	Three Axle Count
1	2	3	4	5	6	7
Reuse & Exit	299	3	3	14	3	0
Exemption & Violation	3503	22	33	156	33	32

Notes

1. Fee for Fastag vehicles passing two toll plazas, is collected at two plazas in few cases and therefore section wise traffic details will not be available at one plaza for same.
2. All Non-tollable traffic could not be recorded/reported due to unavailability of adequate Lanes & systems. Non-Tollable count includes Reuse of daily/return/monthly pass, exit trips, exemption and violations.
3. Reporting (FASTag/Cash/Card) - 12:00:00 AM to 11:59:59 PM.
4. Fastag Collection is net of Acquiring Bank Charges
5. FASTag Debit Adjustment/Chargeback Received from Bank (Net)
6. Double user fee (from cash vehicles entering dedicated Fastag lane) collected from vehicles are reported separately (count and revenue). These are included in vehicle category wise count and revenue.



MONTHLY/DAILY FEE STATEMENT

Project Highway: Yashwantrao Chavan Expressway

Day/Month: 22-Apr-2025

Sr. No.	Name of Toll Plaza Location	Chainage
Yashwantrao Chavan Expressway section (from Km.0+000 to 94+600)		
1	Khalapur Main	32+600

Type of Vehicle	For corresponding day/month of previous year 22-Apr-2024		For preceding day/month 21-Apr-2025		For the day/month reported upon 22-Apr-2025		
	No. of Vehicles	Fee collected (in lakh Rs.)	No. of Vehicles	Fee collected (in lakh Rs.)	Fee per Vehicle (in Rs.)	No. of Vehicles	Fee collected (in lakh Rs.)
1	2	3	4	5	6	7	8
A-Car (Note-7)	42946	7414208	48373	8166279	Note-1	41086	7013448
B-LCV	4578	1195286	5014	1288396		5489	1448972
C-Bus	2991	1399628	3036	1411019		2835	1335640
D-Truck	4411	1487248	4432	1469253		5010	1773858
E-Three-axle vehicle	1111	859113	983	754104		1063	873780
F-Multi-axle Truck	6314	6762440	5704	6085838		6896	7711439
G-Oversized vehicle	0	0	0	0		0	0
FASTag Debit Adjustment/ Chargeback Received from Bank (Net) (Note-5)	0	47290	0	60485	Note-5	0	42716
H- Total	62351	19165213	67542	19235373	0	62379	20199855

Day/Month wise Opening Balance of Toll Collection & Traffic

Day	22
Month	4
Year	2025
Toll Depositing Bank	State Bank Of India
Bank Account No.	39177623786

Transaction Type	Car/Jeep Count	Total Car/ Jeep Amount (in Rs.)	Bus Count	Total Bus Amount (in Rs.)	Truck Count	Total Truck Amount (in Rs.)	LCV Count	Total LCV Amount (in Rs.)	MAV (Multi Axle Vehicle Count)	Total MAV (Multi Axle Vehicle) Amount (in Rs.)	Three Axle Count	Three Axle Count Amount (in Rs.)	FASTag Debit Adjustment/ Chargeback Received from Bank (Net)
1	2	3	4	5	6	7	8	9	10	11	12	13	Note-5
Single Journey	40434	6659848	2834	1334232	5003	1764268	5453	1418292	6891	7695199	1062	871334	42716
Double User Fee (FASTag Lane Violation) (Note-6)	652	353600	1	1408	7	9590	36	30680	5	16240	1	2446	0

Total Non-Tollable Traffic Count Entry Details (Note-2)						
Transaction Type	Car/Jeep Count	Bus Count	Truck Count	LCV Count	MAV (Multi Axle Vehicle Count)	Three Axle Count
1	2	3	4	5	6	7
Reuse & Exit	278	3	10	12	0	1
Exemption & Violation	2917	30	40	156	70	28

Notes

1. Fee for Fastag vehicles passing two toll plazas, is collected at two plazas in few cases and therefore section wise traffic details will not be available at one plaza for same.
2. All Non-tollable traffic could not be recorded/reported due to unavailability of adequate Lanes & systems. Non-Tollable count includes Reuse of daily/return/monthly pass, exit trips, exemption and violations.
3. Reporting (FASTag/Cash/Card) - 12:00:00 AM to 11:59:59 PM.
4. Fastag Collection is net of Acquiring Bank Charges
5. FASTag Debit Adjustment/Chargeback Received from Bank (Net)
6. Double user fee (from cash vehicles entering dedicated Fastag lane) collected from vehicles are reported separately (count and revenue). These are included in vehicle category wise count and revenue.



MONTHLY/DAILY FEE STATEMENT

Project Highway: Yashwantrao Chavan Expressway

Day/Month: 23-Apr-2025

Sr. No.	Name of Toll Plaza Location	Chainage
Yashwantrao Chavan Expressway section (from Km.0+000 to 94+600)		
1	Khalapur Main	32+600

Type of Vehicle	For corresponding day/month of previous year 23-Apr-2024		For preceding day/month 22-Apr-2025		For the day/month reported upon 23-Apr-2025		
	No. of Vehicles	Fee collected (in lakh Rs.)	No. of Vehicles	Fee collected (in lakh Rs.)	Fee per Vehicle (in Rs.)	No. of Vehicles	Fee collected (in lakh Rs.)
1	2	3	4	5	6	7	8
A –Car (Note-7)	35823	6312787	41086	7013448	Note-1	40579	7029569
B –LCV	4917	1328648	5489	1448972		5656	1480749
C- Bus	2772	1331201	2835	1335640		2836	1341487
D –Truck	5051	1781260	5010	1773858		5064	1806856
E -Three-axle vehicle	1049	867396	1063	873780		1101	947474
F -Multi-axle Truck	7270	7854710	6896	7711439		6945	7659518
G -Oversized vehicle	0	0	0	0		0	0
FASTag Debit Adjustment/ Chargeback Received from Bank (Net) (Note-5)	0	93965	0	42716	Note-5	0	-160
H- Total	56882	19569967	62379	20199855	0	62181	20265493

Day/Month wise Opening Balance of Toll Collection & Traffic

Day	23
Month	4
Year	2025
Toll Depositing Bank	State Bank Of India
Bank Account No.	39177623786

Transaction Type	Car/Jeep Count	Total Car/ Jeep Amount (in Rs.)	Bus Count	Total Bus Amount (in Rs.)	Truck Count	Total Truck Amount (In Rs.)	LCV Count	Total LCV Amount (in Rs.)	MAV (Multi Axle Vehicle Count)	Total MAV (Multi Axle Vehicle) Amount (in Rs.)	Three Axle Count	Three Axle Count Amount (in Rs.)	FASTag Debit Adjustment/ Chargeback Received from Bank (Net)
1	2	3	4	5	6	7	8	9	10	11	12	13	Note-5
Single Journey	39916	6679489	2833	1336319	5054	1794182	5616	1446605	6945	7659518	1101	947474	-160
Double User Fee (FASTag Lane Violation) (Note-6)	663	350080	3	5168	10	12674	40	34144	0	0	0	0	0

Total Non-Tollable Traffic Count Entry Details (Note-2)						
Transaction Type	Car/Jeep Count	Bus Count	Truck Count	LCV Count	MAV (Multi Axle Vehicle Count)	Three Axle Count
1	2	3	4	5	6	7
Reuse & Exit	199	1	8	16	1	0
Exemption & Violation	2916	24	41	154	58	35

Notes

1. Fee for Fastag vehicles passing two toll plazas, is collected at two plazas in few cases and therefore section wise traffic details will not be available at one plaza for same.
2. All Non-tollable traffic could not be recorded/reported due to unavailability of adequate Lanes & systems. Non-Tollable count includes Reuse of daily/return/monthly pass, exit trips, exemption and violations.
3. Reporting (FASTag/Cash/Card) - 12:00:00 AM to 11:59:59 PM.
4. Fastag Collection is net of Acquiring Bank Charges
5. FASTag Debit Adjustment/Chargeback Received from Bank (Net)
6. Double user fee (from cash vehicles entering dedicated Fastag lane) collected from vehicles are reported separately (count and revenue). These are included in vehicle category wise count and revenue.



MONTHLY/DAILY FEE STATEMENT

Project Highway: Yashwantrao Chavan Expressway

Day/Month: 24-Apr-2025

Sr. No.	Name of Toll Plaza Location	Chainage
Yashwantrao Chavan Expressway section (from Km.0+000 to 94+600)		
1	Khalapur Main	32+600

Type of Vehicle	For corresponding day/month of previous year 24-Apr-2024		For preceding day/month 23-Apr-2025		For the day/month reported upon 24-Apr-2025		
	No. of Vehicles	Fee collected (in lakh Rs.)	No. of Vehicles	Fee collected (in lakh Rs.)	Fee per Vehicle (in Rs.)	No. of Vehicles	Fee collected (in lakh Rs.)
	2	3	4	5	6	7	8
A –Car (Note-7)	36031	6524132	40579	7029569	Note-1	39888	7096074
B –LCV	5168	1383294	5656	1480749		5629	1484305
C- Bus	2799	1365088	2836	1341487		2823	1354536
D –Truck	5202	1883660	5064	1806856		5146	1818788
E -Three-axle vehicle	1199	1011072	1101	947474		1183	978321
F -Multi-axle Truck	7261	8043403	6945	7659518		6839	7601664
G -Oversized vehicle	0	0	0	0	0	0	
FASTag Debit Adjustment/ Chargeback Received from Bank (Net) (Note-5)	0	41096	0	-160	Note-5	0	77467
H- Total	57660	20251745	62181	20265493	0	61508	20411155

Day/Month wise Opening Balance of Toll Collection & Traffic

Day	24
Month	4
Year	2025
Toll Depositing Bank	State Bank Of India
Bank Account No.	39177623786

Transaction Type	Car/Jeep Count	Total Car/ Jeep Amount (in Rs.)	Bus Count	Total Bus Amount (in Rs.)	Truck Count	Total Truck Amount (In Rs.)	LCV Count	Total LCV Amount (in Rs.)	MAV (Multi Axle Vehicle Count)	Total MAV (Multi Axle Vehicle) Amount (in Rs.)	Three Axle Count	Three Axle Count Amount (in Rs.)	FASTag Debit Adjustment/ Chargeback Received from Bank (Net)
1	2	3	4	5	6	7	8	9	10	11	12	13	Note-5
Single Journey	39273	6759434	2821	1351248	5138	1808512	5597	1457089	6838	7597334	1183	978321	77467
Double User Fee (FASTag Lane Violation) (Note-6)	615	336640	2	3288	8	10276	32	27216	1	4330	0	0	0

Total Non-Tollable Traffic Count Entry Details (Note-2)						
Transaction Type	Car/Jeep Count	Bus Count	Truck Count	LCV Count	MAV (Multi Axle Vehicle Count)	Three Axle Count
1	2	3	4	5	6	7
Reuse & Exit	183	4	7	13	3	1
Exemption & Violation	2759	17	39	143	42	48



Notes

1. Fee for Fastag vehicles passing two toll plazas, is collected at two plazas in few cases and therefore section wise traffic details will not be available at one plaza for same.
2. All Non-tollable traffic could not be recorded/reported due to unavailability of adequate Lanes & systems. Non-Tollable count includes Reuse of daily/return/monthly pass, exit trips, exemption and violations.
3. Reporting (FASTag/Cash/Card) - 12:00:00 AM to 11:59:59 PM.
4. Fastag Collection is net of Acquiring Bank Charges
5. FASTag Debit Adjustment/Chargeback Received from Bank (Net)
6. Double user fee (from cash vehicles entering dedicated Fastag lane) collected from vehicles are reported separately (count and revenue). These are included in vehicle category wise count and revenue.

MONTHLY/DAILY FEE STATEMENT

Project Highway: Yashwantrao Chavan Expressway

Day/Month: 25-Apr-2025

Sr. No.	Name of Toll Plaza Location	Chainage
Yashwantrao Chavan Expressway section (from Km.0+000 to 94+600)		
1	Khalapur Main	32+600

Type of Vehicle	For corresponding day/month of previous year 25-Apr-2024		For preceding day/month 24-Apr-2025		For the day/month reported upon 25-Apr-2025		
	No. of Vehicles	Fee collected (in lakh Rs.)	No. of Vehicles	Fee collected (in lakh Rs.)	Fee per Vehicle (in Rs.)	No. of Vehicles	Fee collected (in lakh Rs.)
	2	3	4	5	6	7	8
A-Car (Note-7)	38597	6878997	39888	7096074	Note-1	47231	8472941
B-LCV	5051	1339464	5629	1484305		5787	1522990
C-Bus	2839	1361689	2823	1354536		2903	1396048
D-Truck	5141	1807195	5146	1818788		5373	1878795
E-Three-axle vehicle	1287	1063238	1183	978321		1154	979584
F-Multi-axle Truck	7394	8027308	6839	7601664		7009	7750823
G-Oversized vehicle	0	0	0	0	0	0	
FASTag Debit Adjustment/ Chargeback Received from Bank (Net) (Note-5)	0	54070	0	77467	Note-5	0	38585
H- Total	60309	20531961	61508	20411155	0	69457	22039765

Day/Month wise Opening Balance of Toll Collection & Traffic

Day	25
Month	4
Year	2025
Toll Depositing Bank	State Bank Of India
Bank Account No.	39177623786

Transaction Type	Car/Jeep Count	Total Car/ Jeep Amount (in Rs.)	Bus Count	Total Bus Amount (in Rs.)	Truck Count	Total Truck Amount (In Rs.)	LCV Count	Total LCV Amount (in Rs.)	MAV (Multi Axle Vehicle Count)	Total MAV (Multi Axle Vehicle) Amount (in Rs.)	Three Axle Count	Three Axle Count Amount (in Rs.)	FASTag Debit Adjustment/ Chargeback Received from Bank (Net)
1	2	3	4	5	6	7	8	9	10	11	12	13	Note-5
Single Journey	46493	8074701	2898	1388536	5359	1860983	5750	1491568	7006	7739997	1154	979584	38585
Double User Fee (FASTag Lane Violation) (Note-6)	738	398240	5	7512	14	17812	37	31422	3	10826	0	0	0

Total Non-Tollable Traffic Count Entry Details (Note-2)						
Transaction Type	Car/Jeep Count	Bus Count	Truck Count	LCV Count	MAV (Multi Axle Vehicle Count)	Three Axle Count
1	2	3	4	5	6	7
Reuse & Exit	218	1	6	20	0	0
Exemption & Violation	3021	15	46	181	55	29

Notes

1. Fee for Fastag vehicles passing two toll plazas, is collected at two plazas in few cases and therefore section wise traffic details will not be available at one plaza for same.
2. All Non-tollable traffic could not be recorded/reported due to unavailability of adequate Lanes & systems. Non-Tollable count includes Reuse of daily/return/monthly pass, exit trips, exemption and violations.
3. Reporting (FASTag/Cash/Card) - 12:00:00 AM to 11:59:59 PM.
4. Fastag Collection is net of Acquiring Bank Charges
5. FASTag Debit Adjustment/Chargeback Received from Bank (Net)
6. Double user fee (from cash vehicles entering dedicated Fastag lane) collected from vehicles are reported separately (count and revenue). These are included in vehicle category wise count and revenue.



MONTHLY/DAILY FEE STATEMENT

Project Highway: Yashwantrao Chavan Expressway

Day/Month: 26-Apr-2025

Sr. No.	Name of Toll Plaza Location	Chainage
Yashwantrao Chavan Expressway section (from Km.0+000 to 94+600)		
1	Khalapur Main	32+600

Type of Vehicle	For corresponding day/month of previous year 26-Apr-2024		For preceding day/month 25-Apr-2025		For the day/month reported upon 26-Apr-2025		
	No. of Vehicles	Fee collected (in lakh Rs.)	No. of Vehicles	Fee collected (in lakh Rs.)	Fee per Vehicle (in Rs.)	No. of Vehicles	Fee collected (in lakh Rs.)
	2	3	4	5	6	7	8
A-Car (Note-7)	45140	8167097	47231	8472941	Note-1	52383	9534793
B-LCV	5302	1421342	5787	1522990		5888	1569277
C-Bus	3001	1446539	2903	1396048		3160	1532916
D-Truck	5187	1809862	5373	1878795		5002	1718216
E-Three-axle vehicle	1219	1027736	1154	979584		1161	936836
F-Multi-axle Truck	7536	8329824	7009	7750823		6464	6960225
G-Oversized vehicle	0	0	0	0		0	0
FASTag Debit Adjustment/ Chargeback Received from Bank (Net) (Note-5)	0	46795	0	38585	Note-5	0	-23389
H- Total	67385	22249194	69457	22039765	0	74058	22228875

Day/Month wise Opening Balance of Toll Collection & Traffic

Day	26
Month	4
Year	2025
Toll Depositing Bank	State Bank Of India
Bank Account No.	39177623786

Transaction Type	Car/Jeep Count	Total Car/ Jeep Amount (in Rs.)	Bus Count	Total Bus Amount (in Rs.)	Truck Count	Total Truck Amount (In Rs.)	LCV Count	Total LCV Amount (in Rs.)	MAV (Multi Axle Vehicle Count)	Total MAV (Multi Axle Vehicle) Amount (in Rs.)	Three Axle Count	Three Axle Count Amount (in Rs.)	FASTag Debit Adjustment/ Chargeback Received from Bank (Net)
1	2	3	4	5	6	7	8	9	10	11	12	13	Note-5
Single Journey	51376	9002633	3158	1530100	4994	1707940	5845	1532907	6463	6956977	1159	931944	-23389
Double User Fee (FASTag Lane Violation) (Note-6)	1007	532160	2	2816	8	10276	43	36370	1	3248	2	4892	0

Total Non-Tollable Traffic Count Entry Details (Note-2)						
Transaction Type	Car/Jeep Count	Bus Count	Truck Count	LCV Count	MAV (Multi Axle Vehicle Count)	Three Axle Count
1	2	3	4	5	6	7
Reuse & Exit	289	0	3	18	1	1
Exemption & Violation	3123	5	39	158	48	49

Notes

- Fee for Fastag vehicles passing two toll plazas, is collected at two plazas in few cases and therefore section wise traffic details will not be available at one plaza for same.
- All Non-tollable traffic could not be recorded/reported due to unavailability of adequate Lanes & systems. Non-Tollable count includes Reuse of daily/return/monthly pass, exit trips, exemption and violations.
- Reporting (FASTag/Cash/Card) - 12:00:00 AM to 11:59:59 PM.
- Fastag Collection is net of Acquiring Bank Charges
- FASTag Debit Adjustment/Chargeback Received from Bank (Net)
- Double user fee (from cash vehicles entering dedicated Fastag lane) collected from vehicles are reported separately (count and revenue). These are included in vehicle category wise count and revenue.



MONTHLY/DAILY FEE STATEMENT

Project Highway: Yashwantrao Chavan Expressway

Day/Month: 27-Apr-2025

Sr. No.	Name of Toll Plaza Location	Chainage
Yashwantrao Chavan Expressway section (from Km.0+000 to 94+600)		
1	Khalapur Main	32+600

Type of Vehicle	For corresponding day/month of previous year 27-Apr-2024		For preceding day/month 26-Apr-2025		For the day/month reported upon 27-Apr-2025		
	No. of Vehicles	Fee collected (in lakh Rs.)	No. of Vehicles	Fee collected (in lakh Rs.)	Fee per Vehicle (in Rs.)	No. of Vehicles	Fee collected (in lakh Rs.)
	2	3	4	5	6	7	8
A-Car (Note-7)	52620	9796353	52383	9534793	Note-1	50087	8744839
B-LCV	5381	1459251	5888	1569277		4828	1258720
C-Bus	3155	1530357	3160	1532916		3138	1489846
D-Truck	4923	1723347	5002	1718216		4027	1434379
E-Three-axle vehicle	1261	1042838	1161	936836		922	761516
F-Multi-axle Truck	7522	8208360	6464	6960225		5688	6305802
G-Oversized vehicle	0	0	0	0		0	0
FASTag Debit Adjustment/ Chargeback Received from Bank (Net) (Note-5)	0	40591	0	-23389	Note-5	0	-160
H- Total	74862	23801096	74058	22228875	0	68690	19994943

Day/Month wise Opening Balance of Toll Collection & Traffic

Day	27
Month	4
Year	2025
Toll Depositing Bank	State Bank Of India
Bank Account No.	39177623786

Transaction Type	Car/Jeep Count	Total Car/ Jeep Amount (in Rs.)	Bus Count	Total Bus Amount (in Rs.)	Truck Count	Total Truck Amount (In Rs.)	LCV Count	Total LCV Amount (in Rs.)	MAV (Multi Axle Vehicle Count)	Total MAV (Multi Axle Vehicle) Amount (in Rs.)	Three Axle Count	Three Axle Count Amount (in Rs.)	FASTag Debit Adjustment/ Chargeback Received from Bank (Net)
1	2	3	4	5	6	7	8	9	10	11	12	13	Note-5
Single Journey	49035	8195879	3138	1489846	4021	1426843	4784	1220616	5687	6302554	922	761516	-160
Double User Fee (FASTag Lane Violation) (Note-6)	1052	548960	0	0	6	7536	44	38104	1	3248	0	0	0

Total Non-Tollable Traffic Count Entry Details (Note-2)						
Transaction Type	Car/Jeep Count	Bus Count	Truck Count	LCV Count	MAV (Multi Axle Vehicle Count)	Three Axle Count
1	2	3	4	5	6	7
Reuse & Exit	325	0	2	18	1	1
Exemption & Violation	3115	12	25	157	32	44

Notes

1. Fee for Fastag vehicles passing two toll plazas, is collected at two plazas in few cases and therefore section wise traffic details will not be available at one plaza for same.
2. All Non-tollable traffic could not be recorded/reported due to unavailability of adequate Lanes & systems. Non-Tollable count includes Reuse of daily/return/monthly pass, exit trips, exemption and violations.
3. Reporting (FASTag/Cash/Card) - 12:00:00 AM to 11:59:59 PM.
4. Fastag Collection is net of Acquiring Bank Charges
5. FASTag Debit Adjustment/Chargeback Received from Bank (Net)
6. Double user fee (from cash vehicles entering dedicated Fastag lane) collected from vehicles are reported separately (count and revenue). These are included in vehicle category wise count and revenue.



MONTHLY/DAILY FEE STATEMENT

Project Highway: Yashwantrao Chavan Expressway

Day/Month: 28-Apr-2025

Sr. No.	Name of Toll Plaza Location	Chainage
Yashwantrao Chavan Expressway section (from Km.0+000 to 94+600)		
1	Khalapur Main	32+600

Type of Vehicle	For corresponding day/month of previous year 28-Apr-2024		For preceding day/month 27-Apr-2025		For the day/month reported upon 28-Apr-2025		
	No. of Vehicles	Fee collected (in lakh Rs.)	No. of Vehicles	Fee collected (in lakh Rs.)	Fee per Vehicle (in Rs.)	No. of Vehicles	Fee collected (in lakh Rs.)
	2	3	4	5	6	7	8
A –Car (Note-7)	55780	9892291	50087	8744839	Note-1	46287	7802402
B –LCV	4451	1189460	4828	1258720		5227	1339044
C- Bus	3260	1572931	3138	1489846		2977	1366996
D –Truck	3954	1413481	4027	1434379		4474	1483437
E -Three-axle vehicle	998	835688	922	761516		1002	769550
F -Multi-axle Truck	6340	6887414	5688	6305802		5848	6285548
G -Oversized vehicle	0	0	0	0		0	0
FASTag Debit Adjustment/ Chargeback Received from Bank (Net) (Note-5)	0	-239	0	-160	Note-5	0	75121
H- Total	74783	21791028	68690	19994943	0	65815	19122097

Day/Month wise Opening Balance of Toll Collection & Traffic

Day	28
Month	4
Year	2025
Toll Depositing Bank	State Bank Of India
Bank Account No.	39177623786

Transaction Type	Car/Jeep Count	Total Car/ Jeep Amount (in Rs.)	Bus Count	Total Bus Amount (in Rs.)	Truck Count	Total Truck Amount (In Rs.)	LCV Count	Total LCV Amount (in Rs.)	MAV (Multi Axle Vehicle Count)	Total MAV (Multi Axle Vehicle) Amount (in Rs.)	Three Axle Count	Three Axle Count Amount (in Rs.)	FASTag Debit Adjustment/ Chargeback Received from Bank (Net)
1	2	3	4	5	6	7	8	9	10	11	12	13	Note-5
Single Journey	45616	7447682	2973	1360892	4467	1474873	5180	1300450	5848	6285548	1000	764658	75121
Double User Fee (FASTag Lane Violation) (Note-6)	671	354720	4	6104	7	8564	47	38594	0	0	2	4892	0

Total Non-Tollable Traffic Count Entry Details (Note-2)						
Transaction Type	Car/Jeep Count	Bus Count	Truck Count	LCV Count	MAV (Multi Axle Vehicle Count)	Three Axle Count
1	2	3	4	5	6	7
Reuse & Exit	210	2	1	24	1	0
Exemption & Violation	3592	21	39	180	29	47

Notes

1. Fee for Fastag vehicles passing two toll plazas, is collected at two plazas in few cases and therefore section wise traffic details will not be available at one plaza for same.
2. All Non-tollable traffic could not be recorded/reported due to unavailability of adequate Lanes & systems. Non-Tollable count includes Reuse of daily/return/monthly pass, exit trips, exemption and violations.
3. Reporting (FASTag/Cash/Card) - 12:00:00 AM to 11:59:59 PM.
4. Fastag Collection is net of Acquiring Bank Charges
5. FASTag Debit Adjustment/Chargeback Received from Bank (Net)
6. Double user fee (from cash vehicles entering dedicated Fastag lane) collected from vehicles are reported separately (count and revenue). These are included in vehicle category wise count and revenue.



MONTHLY/DAILY FEE STATEMENT

Project Highway: Yashwantrao Chavan Expressway

Day/Month: 29-Apr-2025

Sr. No.	Name of Toll Plaza Location	Chainage
Yashwantrao Chavan Expressway section (from Km.0+000 to 94+600)		
1	Khalapur Main	32+600

Type of Vehicle	For corresponding day/month of previous year 29-Apr-2024		For preceding day/month 28-Apr-2025		For the day/month reported upon 29-Apr-2025		
	No. of Vehicles	Fee collected (in lakh Rs.)	No. of Vehicles	Fee collected (in lakh Rs.)	Fee per Vehicle (in Rs.)	No. of Vehicles	Fee collected (in lakh Rs.)
	2	3	4	5	6	7	8
A-Car (Note-7)	42763	7255501	46287	7802402	Note-1	41131	7244909
B-LCV	4691	1215808	5227	1339044		5702	1516548
C-Bus	2986	1394418	2977	1366996		2872	1410444
D-Truck	4543	1527824	4474	1483437		5034	1760479
E-Three-axle vehicle	1086	832519	1002	769550		1041	855470
F-Multi-axle Truck	6459	6841995	5848	6285548		6521	7125704
G-Oversized vehicle	0	0	0	0		0	0
FASTag Debit Adjustment/ Chargeback Received from Bank (Net) (Note-5)	0	82363	0	75121	Note-5	0	26077
H- Total	62528	19150427	65815	19122097	0	62301	19939631

Day/Month wise Opening Balance of Toll Collection & Traffic

Day	29
Month	4
Year	2025
Toll Depositing Bank	State Bank Of India
Bank Account No.	39177623786

Transaction Type	Car/Jeep Count	Total Car/ Jeep Amount (in Rs.)	Bus Count	Total Bus Amount (in Rs.)	Truck Count	Total Truck Amount (in Rs.)	LCV Count	Total LCV Amount (in Rs.)	MAV (Multi Axle Vehicle Count)	Total MAV (Multi Axle Vehicle) Amount (in Rs.)	Three Axle Count	Three Axle Count Amount (in Rs.)	FASTag Debit Adjustment/ Chargeback Received from Bank (Net)
1	2	3	4	5	6	7	8	9	10	11	12	13	Note-5
Single Journey	40456	6878669	2870	1407156	5025	1749175	5654	1475476	6519	7117044	1041	855470	26077
Double User Fee (FASTag Lane Violation) (Note-6)	675	366240	2	3288	9	11304	48	41072	2	8660	0	0	0

Total Non-Tollable Traffic Count Entry Details (Note-2)						
Transaction Type	Car/Jeep Count	Bus Count	Truck Count	LCV Count	MAV (Multi Axle Vehicle Count)	Three Axle Count
1	2	3	4	5	6	7
Reuse & Exit	216	1	5	19	1	0
Exemption & Violation	2960	17	29	164	33	63



Notes

1. Fee for Fastag vehicles passing two toll plazas, is collected at two plazas in few cases and therefore section wise traffic details will not be available at one plaza for same.
2. All Non-tollable traffic could not be recorded/reported due to unavailability of adequate Lanes & systems. Non-Tollable count includes Reuse of daily/return/monthly pass, exit trips, exemption and violations.
3. Reporting (FASTag/Cash/Card) - 12:00:00 AM to 11:59:59 PM.
4. Fastag Collection is net of Acquiring Bank Charges
5. FASTag Debit Adjustment/Chargeback Received from Bank (Net)
6. Double user fee (from cash vehicles entering dedicated Fastag lane) collected from vehicles are reported separately (count and revenue). These are included in vehicle category wise count and revenue.

MONTHLY/DAILY FEE STATEMENT

Project Highway: Yashwantrao Chavan Expressway

Day/Month: 30-Apr-2025

Sr. No.	Name of Toll Plaza Location	Chainage
Yashwantrao Chavan Expressway section (from Km.0+000 to 94+600)		
1	Khalapur Main	32+600

Type of Vehicle	For corresponding day/month of previous year 30-Apr-2024		For preceding day/month 29-Apr-2025		For the day/month reported upon 30-Apr-2025		
	No. of Vehicles	Fee collected (in lakh Rs.)	No. of Vehicles	Fee collected (in lakh Rs.)	Fee per Vehicle (in Rs.)	No. of Vehicles	Fee collected (in lakh Rs.)
1	2	3	4	5	6	7	8
A-Car (Note-7)	40148	7280442	41131	7244909	Note-1	47542	8778867
B-LCV	5225	1417803	5702	1516548		5584	1507165
C-Bus	2911	1378622	2872	1410444		2958	1504099
D-Truck	5064	1789089	5034	1760479		5121	1821883
E-Three-axle vehicle	1163	968891	1041	855470		1054	910829
F-Multi-axle Truck	7103	7544980	6521	7125704		6239	6889469
G-Oversized vehicle	0	0	0	0	0	0	
FASTag Debit Adjustment/ Chargeback Received from Bank (Net) (Note-5)	0	63594	0	26077	Note-5	0	37282
H- Total	61614	20443422	62301	19939631	0	68498	21449594

Day/Month wise Opening Balance of Toll Collection & Traffic

Day	30
Month	4
Year	2025
Toll Depositing Bank	State Bank Of India
Bank Account No.	39177623786

Transaction Type	Car/Jeep Count	Total Car/ Jeep Amount (in Rs.)	Bus Count	Total Bus Amount (in Rs.)	Truck Count	Total Truck Amount (in Rs.)	LCV Count	Total LCV Amount (in Rs.)	MAV (Multi Axle Vehicle Count)	Total MAV (Multi Axle Vehicle) Amount (in Rs.)	Three Axle Count	Three Axle Count Amount (in Rs.)	FASTag Debit Adjustment/ Chargeback Received from Bank (Net)
1	2	3	4	5	6	7	8	9	10	11	12	13	Note-5
Single Journey	46727	8337747	2950	1491419	5118	1818457	5544	1471781	6238	6885139	1053	907569	37282
Double User Fee (FASTag Lane Violation) (Note-6)	815	441120	8	12680	3	3426	40	35384	1	4330	1	3260	0

Total Non-Tollable Traffic Count Entry Details (Note-2)						
Transaction Type	Car/Jeep Count	Bus Count	Truck Count	LCV Count	MAV (Multi Axle Vehicle Count)	Three Axle Count
1	2	3	4	5	6	7
Reuse & Exit	242	5	3	18	1	1
Exemption & Violation	2978	14	35	141	23	34

Notes

1. Fee for Fastag vehicles passing two toll plazas, is collected at two plazas in few cases and therefore section wise traffic details will not be available at one plaza for same.
2. All Non-tollable traffic could not be recorded/reported due to unavailability of adequate Lanes & systems. Non-Tollable count includes Reuse of daily/return/monthly pass, exit trips, exemption and violations.
3. Reporting (FASTag/Cash/Card) - 12:00:00 AM to 11:59:59 PM.
4. Fastag Collection is net of Acquiring Bank Charges
5. FASTag Debit Adjustment/Chargeback Received from Bank (Net)
6. Double user fee (from cash vehicles entering dedicated Fastag lane) collected from vehicles are reported separately (count and revenue). These are included in vehicle category wise count and revenue.



MONTHLY/DAILY FEE STATEMENT

Project Highway: Yashwantrao Chavan Expressway

Day/Month: 01-Apr-2025

Sr. No.	Name of Toll Plaza Location	Chainage
Yashwantrao Chavan Expressway section (from Km.0+000 to 94+600)		
1	Khalapur Ramp	32+600

Type of Vehicle	For corresponding day/month of previous year 1-Apr-2024		For preceding day/month 31-Mar-2025		For the day/month reported upon 1-Apr-2025		
	No. of Vehicles	Fee collected (in lakh Rs.)	No. of Vehicles	Fee collected (in lakh Rs.)	Fee per Vehicle (in Rs.)	No. of Vehicles	Fee collected (in lakh Rs.)
1	2	3	4	5	6	7	8
A-Car (Note-7)	0	0	1169	186320	Note-1	688	110784
B-LCV	0	0	106	26086		151	37396
C-Bus	0	0	31	18874		21	10338
D-Truck	0	0	204	67839		191	62213
E-Three-axle vehicle	0	0	55	41565		38	28362
F-Multi-axle Truck	0	0	603	568950		744	704313
G-Oversized vehicle	0	0	0	0		0	0
FASTag Debit Adjustment/ Chargeback Received from Bank (Net) (Note-5)	0	0	0	0	Note-5	0	0
H- Total	0	0	2168	909634	0	1833	953406

Day/Month wise Opening Balance of Toll Collection & Traffic

Day	1												
Month	4												
Year	2025												
Toll Depositing Bank	State Bank Of India												
Bank Account No.	39177623786												
Transaction Type	Car/Jeep Count	Total Car/ Jeep Amount (in Rs.)	Bus Count	Total Bus Amount (in Rs.)	Truck Count	Total Truck Amount (in Rs.)	LCV Count	Total LCV Amount (in Rs.)	MAV (Multi Axle Vehicle Count)	Total MAV (Multi Axle Vehicle) Amount (in Rs.)	Three Axle Count	Three Axle Count Amount (in Rs.)	FASTag Debit Adjustment/ Chargeback Received from Bank (Net)
1	2	3	4	5	6	7	8	9	10	11	12	13	Note-5
Single Journey	670	104512	21	10338	191	62213	148	35908	744	704313	38	28362	0
Double User Fee (FASTag Lane Violation) (Note-6)	18	6272	0	0	0	0	3	1488	0	0	0	0	0

Total Non-Tollable Traffic Count Entry Details (Note-2)						
Transaction Type	Car/Jeep Count	Bus Count	Truck Count	LCV Count	MAV (Multi Axle Vehicle Count)	Three Axle Count
1	2	3	4	5	6	7
Reuse & Exit	306	5	62	48	159	16
Exemption & Violation	270	12	9	32	15	5

Notes

1. Fee for Fastag vehicles passing two toll plazas, is collected at two plazas in few cases and therefore section wise traffic details will not be available at one plaza for same.
2. All Non-tollable traffic could not be recorded/reported due to unavailability of adequate Lanes & systems. Non-Tollable count includes Reuse of daily/return/monthly pass, exit trips, exemption and violations.
3. Reporting (FASTag/Cash/Card) - 12:00:00 AM to 11:59:59 PM.
4. Fastag Collection is net of Acquiring Bank Charges
5. FASTag Debit Adjustment/Chargeback Received from Bank (Net)
6. Double user fee (from cash vehicles entering dedicated Fastag lane) collected from vehicles are reported separately (count and revenue). These are included in vehicle category wise count and revenue.



MONTHLY/DAILY FEE STATEMENT

Project Highway: Yashwantrao Chavan Expressway

Day/Month: 02-Apr-2025

Sr. No.	Name of Toll Plaza Location	Chainage
Yashwantrao Chavan Expressway section (from Km.0+000 to 94+600)		
1	Khalapur Ramp	32+600

Type of Vehicle	For corresponding day/month of previous year 2-Apr-2024		For preceding day/month 1-Apr-2025		For the day/month reported upon 2-Apr-2025		
	No. of Vehicles	Fee collected (in lakh Rs.)	No. of Vehicles	Fee collected (in lakh Rs.)	Fee per Vehicle (in Rs.)	No. of Vehicles	Fee collected (in lakh Rs.)
1	2	3	4	5	6	7	8
A-Car (Note-7)	0	0	688	110784	Note-1	681	109376
B-LCV	0	0	151	37396		119	28915
C-Bus	0	0	21	10338		20	10102
D-Truck	0	0	191	62213		240	79570
E-Three-axle vehicle	0	0	38	28362		47	34393
F-Multi-axle Truck	0	0	744	704313		644	602082
G-Oversized vehicle	0	0	0	0		0	0
FASTag Debit Adjustment/ Chargeback Received from Bank (Net) (Note-5)	0	0	0	0	Note-5	0	0
H- Total	0	0	1833	953406	0	1751	864438

Day/Month wise Opening Balance of Toll Collection & Traffic

Day	2
Month	4
Year	2025
Toll Depositing Bank	State Bank Of India
Bank Account No.	39177623786

Transaction Type	Car/Jeep Count	Total Car/ Jeep Amount (in Rs.)	Bus Count	Total Bus Amount (in Rs.)	Truck Count	Total Truck Amount (in Rs.)	LCV Count	Total LCV Amount (in Rs.)	MAV (Multi Axle Vehicle Count)	Total MAV (Multi Axle Vehicle) Amount (in Rs.)	Three Axle Count	Three Axle Count Amount (in Rs.)	FASTag Debit Adjustment/ Chargeback Received from Bank (Net)
1	2	3	4	5	6	7	8	9	10	11	12	13	Note-5
Single Journey	668	105088	20	10102	240	79570	119	28915	644	602082	47	34393	0
Double User Fee (FASTag Lane Violation) (Note-6)	13	4288	0	0	0	0	0	0	0	0	0	0	0

Total Non-Tollable Traffic Count Entry Details (Note-2)						
Transaction Type	Car/Jeep Count	Bus Count	Truck Count	LCV Count	MAV (Multi Axle Vehicle Count)	Three Axle Count
1	2	3	4	5	6	7
Reuse & Exit	326	4	88	49	165	24
Exemption & Violation	274	9	13	41	11	8

Notes

1. Fee for Fastag vehicles passing two toll plazas, is collected at two plazas in few cases and therefore section wise traffic details will not be available at one plaza for same.
2. All Non-tollable traffic could not be recorded/reported due to unavailability of adequate Lanes & systems. Non-Tollable count includes Reuse of daily/return/monthly pass, exit trips, exemption and violations.
3. Reporting (FASTag/Cash/Card) - 12:00:00 AM to 11:59:59 PM.
4. Fastag Collection is net of Acquiring Bank Charges
5. FASTag Debit Adjustment/Chargeback Received from Bank (Net)
6. Double user fee (from cash vehicles entering dedicated Fastag lane) collected from vehicles are reported separately (count and revenue). These are included in vehicle category wise count and revenue.



MONTHLY/DAILY FEE STATEMENT

Project Highway: Yashwantrao Chavan Expressway

Day/Month: 03-Apr-2025

Sr. No.	Name of Toll Plaza Location	Chainage
Yashwantrao Chavan Expressway section (from Km.0+000 to 94+600)		
1	Khalapur Ramp	32+600

Type of Vehicle	For corresponding day/month of previous year 3-Apr-2024		For preceding day/month 2-Apr-2025		For the day/month reported upon 3-Apr-2025		
	No. of Vehicles	Fee collected (in lakh Rs.)	No. of Vehicles	Fee collected (in lakh Rs.)	Fee per Vehicle (in Rs.)	No. of Vehicles	Fee collected (in lakh Rs.)
1	2	3	4	5	6	7	8
A-Car (Note-7)	0	0	681	109376	Note-1	726	117248
B-LCV	0	0	119	28915		161	40513
C-Bus	0	0	20	10102		29	15360
D-Truck	0	0	240	79570		271	91028
E-Three-axle vehicle	0	0	47	34393		49	37327
F-Multi-axle Truck	0	0	644	602082		761	737463
G-Oversized vehicle	0	0	0	0		0	0
FASTag Debit Adjustment/ Chargeback Received from Bank (Net) (Note-5)	0	0	0	0	Note-5	0	0
H- Total	0	0	1751	864438	0	1997	1038939

Day/Month wise Opening Balance of Toll Collection & Traffic

Day	3												
Month	4												
Year	2025												
Toll Depositing Bank	State Bank Of India												
Bank Account No.	39177623786												
Transaction Type	Car/Jeep Count	Total Car/ Jeep Amount (in Rs.)	Bus Count	Total Bus Amount (in Rs.)	Truck Count	Total Truck Amount (in Rs.)	LCV Count	Total LCV Amount (in Rs.)	MAV (Multi Axle Vehicle Count)	Total MAV (Multi Axle Vehicle) Amount (in Rs.)	Three Axle Count	Three Axle Count Amount (in Rs.)	FASTag Debit Adjustment/ Chargeback Received from Bank (Net)
1	2	3	4	5	6	7	8	9	10	11	12	13	Note-5
Single Journey	702	108864	29	15360	271	91028	155	37047	761	737463	49	37327	0
Double User Fee (FASTag Lane Violation) (Note-6)	24	8384	0	0	0	0	6	3466	0	0	0	0	0

Total Non-Tollable Traffic Count Entry Details (Note-2)						
Transaction Type	Car/Jeep Count	Bus Count	Truck Count	LCV Count	MAV (Multi Axle Vehicle Count)	Three Axle Count
1	2	3	4	5	6	7
Reuse & Exit	360	3	93	48	177	26
Exemption & Violation	296	11	8	29	17	21

Notes

1. Fee for Fastag vehicles passing two toll plazas, is collected at two plazas in few cases and therefore section wise traffic details will not be available at one plaza for same.
2. All Non-tollable traffic could not be recorded/reported due to unavailability of adequate Lanes & systems. Non-Tollable count includes Reuse of daily/return/monthly pass, exit trips, exemption and violations.
3. Reporting (FASTag/Cash/Card) - 12:00:00 AM to 11:59:59 PM.
4. Fastag Collection is net of Acquiring Bank Charges
5. FASTag Debit Adjustment/Chargeback Received from Bank (Net)
6. Double user fee (from cash vehicles entering dedicated Fastag lane) collected from vehicles are reported separately (count and revenue). These are included in vehicle category wise count and revenue.



MONTHLY/DAILY FEE STATEMENT

Project Highway: Yashwantrao Chavan Expressway

Day/Month: 04-Apr-2025

Sr. No.	Name of Toll Plaza Location	Chainage
Yashwantrao Chavan Expressway section (from Km.0+000 to 94+600)		
1	Khalapur Ramp	32+600

Type of Vehicle	For corresponding day/month of previous year 4-Apr-2024		For preceding day/month 3-Apr-2025		For the day/month reported upon 4-Apr-2025		
	No. of Vehicles	Fee collected (in lakh Rs.)	No. of Vehicles	Fee collected (in lakh Rs.)	Fee per Vehicle (in Rs.)	No. of Vehicles	Fee collected (in lakh Rs.)
1	2	3	4	5	6	7	8
A-Car (Note-7)	0	0	726	117248	Note-1	1001	169728
B-LCV	0	0	161	40513		171	44077
C-Bus	0	0	29	15360		25	13388
D-Truck	0	0	271	91028		241	80321
E-Three-axle vehicle	0	0	49	37327		54	41402
F-Multi-axle Truck	0	0	761	737463		748	716448
G-Oversized vehicle	0	0	0	0		0	0
FASTag Debit Adjustment/ Chargeback Received from Bank (Net) (Note-5)	0	0	0	0	Note-5	0	0
H- Total	0	0	1997	1038939	0	2240	1065364

Day/Month wise Opening Balance of Toll Collection & Traffic

Day	4
Month	4
Year	2025
Toll Depositing Bank	State Bank Of India
Bank Account No.	39177623786

Transaction Type	Car/Jeep Count	Total Car/ Jeep Amount (in Rs.)	Bus Count	Total Bus Amount (in Rs.)	Truck Count	Total Truck Amount (in Rs.)	LCV Count	Total LCV Amount (in Rs.)	MAV (Multi Axle Vehicle Count)	Total MAV (Multi Axle Vehicle) Amount (in Rs.)	Three Axle Count	Three Axle Count Amount (in Rs.)	FASTag Debit Adjustment/ Chargeback Received from Bank (Net)
1	2	3	4	5	6	7	8	9	10	11	12	13	Note-5
Single Journey	938	146880	25	13388	239	78677	161	38137	748	716448	54	41402	0
Double User Fee (FASTag Lane Violation) (Note-6)	63	22848	0	0	2	1644	10	5940	0	0	0	0	0

Total Non-Tollable Traffic Count Entry Details (Note-2)						
Transaction Type	Car/Jeep Count	Bus Count	Truck Count	LCV Count	MAV (Multi Axle Vehicle Count)	Three Axle Count
1	2	3	4	5	6	7
Reuse & Exit	471	5	102	51	163	26
Exemption & Violation	431	11	11	56	25	25

Notes

1. Fee for Fastag vehicles passing two toll plazas, is collected at two plazas in few cases and therefore section wise traffic details will not be available at one plaza for same.
2. All Non-tollable traffic could not be recorded/reported due to unavailability of adequate Lanes & systems. Non-Tollable count includes Reuse of daily/return/monthly pass, exit trips, exemption and violations.
3. Reporting (FASTag/Cash/Card) - 12:00:00 AM to 11:59:59 PM.
4. Fastag Collection is net of Acquiring Bank Charges
5. FASTag Debit Adjustment/Chargeback Received from Bank (Net)
6. Double user fee (from cash vehicles entering dedicated Fastag lane) collected from vehicles are reported separately (count and revenue). These are included in vehicle category wise count and revenue.



MONTHLY/DAILY FEE STATEMENT

Project Highway: Yashwantrao Chavan Expressway

Day/Month: 05-Apr-2025

Sr. No.	Name of Toll Plaza Location	Chainage
Yashwantrao Chavan Expressway section (from Km.0+000 to 94+600)		
1	Khalapur Ramp	32+600

Type of Vehicle	For corresponding day/month of previous year 5-Apr-2024		For preceding day/month 4-Apr-2025		For the day/month reported upon 5-Apr-2025		
	No. of Vehicles	Fee collected (in lakh Rs.)	No. of Vehicles	Fee collected (in lakh Rs.)	Fee per Vehicle (in Rs.)	No. of Vehicles	Fee collected (in lakh Rs.)
1	2	3	4	5	6	7	8
A-Car (Note-7)	0	0	1001	169728	Note-1	972	152096
B-LCV	0	0	171	44077		171	41358
C-Bus	0	0	25	13388		38	18324
D-Truck	0	0	241	80321		280	94937
E-Three-axle vehicle	0	0	54	41402		65	50367
F-Multi-axle Truck	0	0	748	716448		747	714498
G-Oversized vehicle	0	0	0	0		0	0
FASTag Debit Adjustment/ Chargeback Received from Bank (Net) (Note-5)	0	0	0	0	Note-5	0	0
H- Total	0	0	2240	1065364	0	2273	1071580

Day/Month wise Opening Balance of Toll Collection & Traffic

Day	5
Month	4
Year	2025
Toll Depositing Bank	State Bank Of India
Bank Account No.	39177623786

Transaction Type	Car/Jeep Count	Total Car/ Jeep Amount (in Rs.)	Bus Count	Total Bus Amount (in Rs.)	Truck Count	Total Truck Amount (in Rs.)	LCV Count	Total LCV Amount (in Rs.)	MAV (Multi Axle Vehicle Count)	Total MAV (Multi Axle Vehicle) Amount (in Rs.)	Three Axle Count	Three Axle Count Amount (in Rs.)	FASTag Debit Adjustment/ Chargeback Received from Bank (Net)
1	2	3	4	5	6	7	8	9	10	11	12	13	Note-5
Single Journey	944	142496	37	17384	278	93429	166	38780	747	714498	65	50367	0
Double User Fee (FASTag Lane Violation) (Note-6)	28	9600	1	940	2	1508	5	2578	0	0	0	0	0

Total Non-Tollable Traffic Count Entry Details (Note-2)						
Transaction Type	Car/Jeep Count	Bus Count	Truck Count	LCV Count	MAV (Multi Axle Vehicle Count)	Three Axle Count
1	2	3	4	5	6	7
Reuse & Exit	522	9	99	64	180	22
Exemption & Violation	381	11	22	45	13	16

Notes

1. Fee for Fastag vehicles passing two toll plazas, is collected at two plazas in few cases and therefore section wise traffic details will not be available at one plaza for same.
2. All Non-tollable traffic could not be recorded/reported due to unavailability of adequate Lanes & systems. Non-Tollable count includes Reuse of daily/return/monthly pass, exit trips, exemption and violations.
3. Reporting (FASTag/Cash/Card) - 12:00:00 AM to 11:59:59 PM.
4. Fastag Collection is net of Acquiring Bank Charges
5. FASTag Debit Adjustment/Chargeback Received from Bank (Net)
6. Double user fee (from cash vehicles entering dedicated Fastag lane) collected from vehicles are reported separately (count and revenue). These are included in vehicle category wise count and revenue.



MONTHLY/DAILY FEE STATEMENT

Project Highway: Yashwantrao Chavan Expressway

Day/Month: 06-Apr-2025

Sr. No.	Name of Toll Plaza Location	Chainage
Yashwantrao Chavan Expressway section (from Km.0+000 to 94+600)		
1	Khalapur Ramp	32+600

Type of Vehicle	For corresponding day/month of previous year 6-Apr-2024		For preceding day/month 5-Apr-2025		For the day/month reported upon 6-Apr-2025		
	No. of Vehicles	Fee collected (in lakh Rs.)	No. of Vehicles	Fee collected (in lakh Rs.)	Fee per Vehicle (in Rs.)	No. of Vehicles	Fee collected (in lakh Rs.)
1	2	3	4	5	6	7	8
A-Car (Note-7)	0	0	972	152096	Note-1	1476	237920
B-LCV	0	0	171	41358		119	28664
C-Bus	0	0	38	18324		19	10100
D-Truck	0	0	280	94937		213	70788
E-Three-axle vehicle	0	0	65	50367		37	26895
F-Multi-axle Truck	0	0	747	714498		668	636960
G-Oversized vehicle	0	0	0	0		0	0
FASTag Debit Adjustment/ Chargeback Received from Bank (Net) (Note-5)	0	0	0	0	Note-5	0	0
H- Total	0	0	2273	1071580	0	2532	1011327

Day/Month wise Opening Balance of Toll Collection & Traffic

Day	6												
Month	4												
Year	2025												
Toll Depositing Bank	State Bank Of India												
Bank Account No.	39177623786												
Transaction Type	Car/Jeep Count	Total Car/ Jeep Amount (in Rs.)	Bus Count	Total Bus Amount (in Rs.)	Truck Count	Total Truck Amount (in Rs.)	LCV Count	Total LCV Amount (in Rs.)	MAV (Multi Axle Vehicle Count)	Total MAV (Multi Axle Vehicle) Amount (in Rs.)	Three Axle Count	Three Axle Count Amount (in Rs.)	FASTag Debit Adjustment/ Chargeback Received from Bank (Net)
1	2	3	4	5	6	7	8	9	10	11	12	13	Note-5
Single Journey	1445	227488	19	10100	212	69966	118	28070	667	634794	37	26895	0
Double User Fee (FASTag Lane Violation) (Note-6)	31	10432	0	0	1	822	1	594	1	2166	0	0	0

Total Non-Tollable Traffic Count Entry Details (Note-2)						
Transaction Type	Car/Jeep Count	Bus Count	Truck Count	LCV Count	MAV (Multi Axle Vehicle Count)	Three Axle Count
1	2	3	4	5	6	7
Reuse & Exit	438	7	70	39	178	11
Exemption & Violation	270	11	17	23	25	16

Notes

1. Fee for Fastag vehicles passing two toll plazas, is collected at two plazas in few cases and therefore section wise traffic details will not be available at one plaza for same.
2. All Non-tollable traffic could not be recorded/reported due to unavailability of adequate Lanes & systems. Non-Tollable count includes Reuse of daily/return/monthly pass, exit trips, exemption and violations.
3. Reporting (FASTag/Cash/Card) - 12:00:00 AM to 11:59:59 PM.
4. Fastag Collection is net of Acquiring Bank Charges
5. FASTag Debit Adjustment/Chargeback Received from Bank (Net)
6. Double user fee (from cash vehicles entering dedicated Fastag lane) collected from vehicles are reported separately (count and revenue). These are included in vehicle category wise count and revenue.



MONTHLY/DAILY FEE STATEMENT

Project Highway: Yashwantrao Chavan Expressway

Day/Month: 07-Apr-2025

Sr. No.	Name of Toll Plaza Location	Chainage
Yashwantrao Chavan Expressway section (from Km.0+000 to 94+600)		
1	Khalapur Ramp	32+600

Type of Vehicle	For corresponding day/month of previous year 7-Apr-2024		For preceding day/month 6-Apr-2025		For the day/month reported upon 7-Apr-2025		
	No. of Vehicles	Fee collected (in lakh Rs.)	No. of Vehicles	Fee collected (in lakh Rs.)	Fee per Vehicle (in Rs.)	No. of Vehicles	Fee collected (in lakh Rs.)
1	2	3	4	5	6	7	8
A-Car (Note-7)	0	0	1476	237920	Note-1	666	106912
B-LCV	0	0	119	28664		122	28863
C-Bus	0	0	19	10100		21	10522
D-Truck	0	0	213	70788		238	78677
E-Three-axle vehicle	0	0	37	26895		50	35534
F-Multi-axle Truck	0	0	668	636960		629	609246
G-Oversized vehicle	0	0	0	0		0	0
FASTag Debit Adjustment/ Chargeback Received from Bank (Net) (Note-5)	0	0	0	0	Note-5	0	0
H- Total	0	0	2532	1011327	0	1726	869754

Day/Month wise Opening Balance of Toll Collection & Traffic

Day	7
Month	4
Year	2025
Toll Depositing Bank	State Bank Of India
Bank Account No.	39177623786

Transaction Type	Car/Jeep Count	Total Car/ Jeep Amount (in Rs.)	Bus Count	Total Bus Amount (in Rs.)	Truck Count	Total Truck Amount (in Rs.)	LCV Count	Total LCV Amount (in Rs.)	MAV (Multi Axle Vehicle Count)	Total MAV (Multi Axle Vehicle) Amount (in Rs.)	Three Axle Count	Three Axle Count Amount (in Rs.)	FASTag Debit Adjustment/ Chargeback Received from Bank (Net)
1	2	3	4	5	6	7	8	9	10	11	12	13	Note-5
Single Journey	655	103264	21	10522	237	77991	122	28863	629	609246	50	35534	0
Double User Fee (FASTag Lane Violation) (Note-6)	11	3648	0	0	1	686	0	0	0	0	0	0	0

Total Non-Tollable Traffic Count Entry Details (Note-2)						
Transaction Type	Car/Jeep Count	Bus Count	Truck Count	LCV Count	MAV (Multi Axle Vehicle Count)	Three Axle Count
1	2	3	4	5	6	7
Reuse & Exit	332	1	105	47	186	27
Exemption & Violation	256	8	17	47	15	7

Notes

1. Fee for Fastag vehicles passing two toll plazas, is collected at two plazas in few cases and therefore section wise traffic details will not be available at one plaza for same.
2. All Non-tollable traffic could not be recorded/reported due to unavailability of adequate Lanes & systems. Non-Tollable count includes Reuse of daily/return/monthly pass, exit trips, exemption and violations.
3. Reporting (FASTag/Cash/Card) - 12:00:00 AM to 11:59:59 PM.
4. Fastag Collection is net of Acquiring Bank Charges
5. FASTag Debit Adjustment/Chargeback Received from Bank (Net)
6. Double user fee (from cash vehicles entering dedicated Fastag lane) collected from vehicles are reported separately (count and revenue). These are included in vehicle category wise count and revenue.



MONTHLY/DAILY FEE STATEMENT

Project Highway: Yashwantrao Chavan Expressway

Day/Month: 08-Apr-2025

Sr. No.	Name of Toll Plaza Location	Chainage
Yashwantrao Chavan Expressway section (from Km.0+000 to 94+600)		
1	Khalapur Ramp	32+600

Type of Vehicle	For corresponding day/month of previous year 8-Apr-2024		For preceding day/month 7-Apr-2025		For the day/month reported upon 8-Apr-2025		
	No. of Vehicles	Fee collected (in lakh Rs.)	No. of Vehicles	Fee collected (in lakh Rs.)	Fee per Vehicle (in Rs.)	No. of Vehicles	Fee collected (in lakh Rs.)
1	2	3	4	5	6	7	8
A-Car (Note-7)	0	0	666	106912	Note-1	553	89376
B-LCV	0	0	122	28863		153	38189
C-Bus	0	0	21	10522		15	8922
D-Truck	0	0	238	78677		293	97678
E-Three-axle vehicle	0	0	50	35534		70	53138
F-Multi-axle Truck	0	0	629	609246		763	741363
G-Oversized vehicle	0	0	0	0		0	0
FASTag Debit Adjustment/ Chargeback Received from Bank (Net) (Note-5)	0	0	0	0	Note-5	0	0
H- Total	0	0	1726	869754	0	1847	1028666

Day/Month wise Opening Balance of Toll Collection & Traffic

Day	8
Month	4
Year	2025
Toll Depositing Bank	State Bank Of India
Bank Account No.	39177623786

Transaction Type	Car/Jeep Count	Total Car/ Jeep Amount (in Rs.)	Bus Count	Total Bus Amount (in Rs.)	Truck Count	Total Truck Amount (in Rs.)	LCV Count	Total LCV Amount (in Rs.)	MAV (Multi Axle Vehicle Count)	Total MAV (Multi Axle Vehicle) Amount (in Rs.)	Three Axle Count	Three Axle Count Amount (in Rs.)	FASTag Debit Adjustment/ Chargeback Received from Bank (Net)
1	2	3	4	5	6	7	8	9	10	11	12	13	Note-5
Single Journey	543	85984	15	8922	292	96856	150	36603	763	741363	70	53138	0
Double User Fee (FASTag Lane Violation) (Note-6)	10	3392	0	0	1	822	3	1586	0	0	0	0	0

Total Non-Tollable Traffic Count Entry Details (Note-2)						
Transaction Type	Car/Jeep Count	Bus Count	Truck Count	LCV Count	MAV (Multi Axle Vehicle Count)	Three Axle Count
1	2	3	4	5	6	7
Reuse & Exit	290	4	109	51	223	23
Exemption & Violation	242	13	12	37	22	4

Notes

1. Fee for Fastag vehicles passing two toll plazas, is collected at two plazas in few cases and therefore section wise traffic details will not be available at one plaza for same.
2. All Non-tollable traffic could not be recorded/reported due to unavailability of adequate Lanes & systems. Non-Tollable count includes Reuse of daily/return/monthly pass, exit trips, exemption and violations.
3. Reporting (FASTag/Cash/Card) - 12:00:00 AM to 11:59:59 PM.
4. Fastag Collection is net of Acquiring Bank Charges
5. FASTag Debit Adjustment/Chargeback Received from Bank (Net)
6. Double user fee (from cash vehicles entering dedicated Fastag lane) collected from vehicles are reported separately (count and revenue). These are included in vehicle category wise count and revenue.



MONTHLY/DAILY FEE STATEMENT

Project Highway: Yashwantrao Chavan Expressway

Day/Month: 09-Apr-2025

Sr. No.	Name of Toll Plaza Location	Chainage
Yashwantrao Chavan Expressway section (from Km.0+000 to 94+600)		
1	Khalapur Ramp	32+600

Type of Vehicle	For corresponding day/month of previous year 9-Apr-2024		For preceding day/month 8-Apr-2025		For the day/month reported upon 9-Apr-2025		
	No. of Vehicles	Fee collected (in lakh Rs.)	No. of Vehicles	Fee collected (in lakh Rs.)	Fee per Vehicle (in Rs.)	No. of Vehicles	Fee collected (in lakh Rs.)
1	2	3	4	5	6	7	8
A-Car (Note-7)	0	0	553	89376	Note-1	649	103808
B-LCV	0	0	153	38189		149	36300
C-Bus	0	0	15	8922		26	16432
D-Truck	0	0	293	97678		324	107832
E-Three-axle vehicle	0	0	70	53138		56	42380
F-Multi-axle Truck	0	0	763	741363		906	839877
G-Oversized vehicle	0	0	0	0		0	0
FASTag Debit Adjustment/ Chargeback Received from Bank (Net) (Note-5)	0	0	0	0	Note-5	0	0
H- Total	0	0	1847	1028666	0	2110	1146629

Day/Month wise Opening Balance of Toll Collection & Traffic

Day	9												
Month	4												
Year	2025												
Toll Depositing Bank	State Bank Of India												
Bank Account No.	39177623786												
Transaction Type	Car/Jeep Count	Total Car/ Jeep Amount (in Rs.)	Bus Count	Total Bus Amount (in Rs.)	Truck Count	Total Truck Amount (in Rs.)	LCV Count	Total LCV Amount (in Rs.)	MAV (Multi Axle Vehicle Count)	Total MAV (Multi Axle Vehicle) Amount (in Rs.)	Three Axle Count	Three Axle Count Amount (in Rs.)	FASTag Debit Adjustment/ Chargeback Received from Bank (Net)
1	2	3	4	5	6	7	8	9	10	11	12	13	Note-5
Single Journey	636	99584	26	16432	324	107832	146	34616	906	839877	56	42380	0
Double User Fee (FASTag Lane Violation) (Note-6)	13	4224	0	0	0	0	3	1684	0	0	0	0	0

Total Non-Tollable Traffic Count Entry Details (Note-2)						
Transaction Type	Car/Jeep Count	Bus Count	Truck Count	LCV Count	MAV (Multi Axle Vehicle Count)	Three Axle Count
1	2	3	4	5	6	7
Reuse & Exit	318	4	127	38	226	24
Exemption & Violation	243	10	17	48	18	3

Notes

1. Fee for Fastag vehicles passing two toll plazas, is collected at two plazas in few cases and therefore section wise traffic details will not be available at one plaza for same.
2. All Non-tollable traffic could not be recorded/reported due to unavailability of adequate Lanes & systems. Non-Tollable count includes Reuse of daily/return/monthly pass, exit trips, exemption and violations.
3. Reporting (FASTag/Cash/Card) - 12:00:00 AM to 11:59:59 PM.
4. Fastag Collection is net of Acquiring Bank Charges
5. FASTag Debit Adjustment/Chargeback Received from Bank (Net)
6. Double user fee (from cash vehicles entering dedicated Fastag lane) collected from vehicles are reported separately (count and revenue). These are included in vehicle category wise count and revenue.



MONTHLY/DAILY FEE STATEMENT

Project Highway: Yashwantrao Chavan Expressway

Day/Month: 10-Apr-2025

Sr. No.	Name of Toll Plaza Location	Chainage
Yashwantrao Chavan Expressway section (from Km.0+000 to 94+600)		
1	Khalapur Ramp	32+600

Type of Vehicle	For corresponding day/month of previous year 10-Apr-2024		For preceding day/month 9-Apr-2025		For the day/month reported upon 10-Apr-2025		
	No. of Vehicles	Fee collected (in lakh Rs.)	No. of Vehicles	Fee collected (in lakh Rs.)	Fee per Vehicle (in Rs.)	No. of Vehicles	Fee collected (in lakh Rs.)
1	2	3	4	5	6	7	8
A-Car (Note-7)	0	0	649	103808	Note-1	612	96576
B-LCV	0	0	149	36300		148	36554
C-Bus	0	0	26	16432		47	27940
D-Truck	0	0	324	107832		292	96306
E-Three-axle vehicle	0	0	56	42380		62	47922
F-Multi-axle Truck	0	0	906	839877		872	836868
G-Oversized vehicle	0	0	0	0		0	0
FASTag Debit Adjustment/ Chargeback Received from Bank (Net) (Note-5)	0	0	0	0	Note-5	0	0
H- Total	0	0	2110	1146629	0	2033	1142166

Day/Month wise Opening Balance of Toll Collection & Traffic

Day	10
Month	4
Year	2025
Toll Depositing Bank	State Bank Of India
Bank Account No.	39177623786

Transaction Type	Car/Jeep Count	Total Car/ Jeep Amount (in Rs.)	Bus Count	Total Bus Amount (in Rs.)	Truck Count	Total Truck Amount (in Rs.)	LCV Count	Total LCV Amount (in Rs.)	MAV (Multi Axle Vehicle Count)	Total MAV (Multi Axle Vehicle) Amount (in Rs.)	Three Axle Count	Three Axle Count Amount (in Rs.)	FASTag Debit Adjustment/ Chargeback Received from Bank (Net)
1	2	3	4	5	6	7	8	9	10	11	12	13	Note-5
Single Journey	598	91968	47	27940	292	96306	147	36058	872	836868	62	47922	0
Double User Fee (FASTag Lane Violation) (Note-6)	14	4608	0	0	0	0	1	496	0	0	0	0	0

Total Non-Tollable Traffic Count Entry Details (Note-2)						
Transaction Type	Car/Jeep Count	Bus Count	Truck Count	LCV Count	MAV (Multi Axle Vehicle Count)	Three Axle Count
1	2	3	4	5	6	7
Reuse & Exit	398	3	126	50	246	25
Exemption & Violation	238	8	15	38	21	9

Notes

1. Fee for Fastag vehicles passing two toll plazas, is collected at two plazas in few cases and therefore section wise traffic details will not be available at one plaza for same.
2. All Non-tollable traffic could not be recorded/reported due to unavailability of adequate Lanes & systems. Non-Tollable count includes Reuse of daily/return/monthly pass, exit trips, exemption and violations.
3. Reporting (FASTag/Cash/Card) - 12:00:00 AM to 11:59:59 PM.
4. Fastag Collection is net of Acquiring Bank Charges
5. FASTag Debit Adjustment/Chargeback Received from Bank (Net)
6. Double user fee (from cash vehicles entering dedicated Fastag lane) collected from vehicles are reported separately (count and revenue). These are included in vehicle category wise count and revenue.



MONTHLY/DAILY FEE STATEMENT

Project Highway: Yashwantrao Chavan Expressway

Day/Month: 11-Apr-2025

Sr. No.	Name of Toll Plaza Location	Chainage
Yashwantrao Chavan Expressway section (from Km.0+000 to 94+600)		
1	Khalapur Ramp	32+600

Type of Vehicle	For corresponding day/month of previous year 11-Apr-2024		For preceding day/month 10-Apr-2025		For the day/month reported upon 11-Apr-2025		
	No. of Vehicles	Fee collected (in lakh Rs.)	No. of Vehicles	Fee collected (in lakh Rs.)	Fee per Vehicle (in Rs.)	No. of Vehicles	Fee collected (in lakh Rs.)
1	2	3	4	5	6	7	8
A-Car (Note-7)	0	0	612	96576	Note-1	861	137120
B-LCV	0	0	148	36554		160	39478
C-Bus	0	0	47	27940		31	14988
D-Truck	0	0	292	96306		320	105910
E-Three-axle vehicle	0	0	62	47922		71	53953
F-Multi-axle Truck	0	0	872	836868		862	848580
G-Oversized vehicle	0	0	0	0		0	0
FASTag Debit Adjustment/ Chargeback Received from Bank (Net) (Note-5)	0	0	0	0	Note-5	0	0
H- Total	0	0	2033	1142166	0	2305	1200029

Day/Month wise Opening Balance of Toll Collection & Traffic

Day	11
Month	4
Year	2025
Toll Depositing Bank	State Bank Of India
Bank Account No.	39177623786

Transaction Type	Car/Jeep Count	Total Car/ Jeep Amount (in Rs.)	Bus Count	Total Bus Amount (in Rs.)	Truck Count	Total Truck Amount (in Rs.)	LCV Count	Total LCV Amount (in Rs.)	MAV (Multi Axle Vehicle Count)	Total MAV (Multi Axle Vehicle) Amount (in Rs.)	Three Axle Count	Three Axle Count Amount (in Rs.)	FASTag Debit Adjustment/ Chargeback Received from Bank (Net)
1	2	3	4	5	6	7	8	9	10	11	12	13	Note-5
Single Journey	851	133728	31	14988	320	105910	158	38388	862	848580	71	53953	0
Double User Fee (FASTag Lane Violation) (Note-6)	10	3392	0	0	0	0	2	1090	0	0	0	0	0

Total Non-Tollable Traffic Count Entry Details (Note-2)						
Transaction Type	Car/Jeep Count	Bus Count	Truck Count	LCV Count	MAV (Multi Axle Vehicle Count)	Three Axle Count
1	2	3	4	5	6	7
Reuse & Exit	351	3	75	43	177	17
Exemption & Violation	302	7	7	32	21	5

Notes

1. Fee for Fastag vehicles passing two toll plazas, is collected at two plazas in few cases and therefore section wise traffic details will not be available at one plaza for same.
2. All Non-tollable traffic could not be recorded/reported due to unavailability of adequate Lanes & systems. Non-Tollable count includes Reuse of daily/return/monthly pass, exit trips, exemption and violations.
3. Reporting (FASTag/Cash/Card) - 12:00:00 AM to 11:59:59 PM.
4. Fastag Collection is net of Acquiring Bank Charges
5. FASTag Debit Adjustment/Chargeback Received from Bank (Net)
6. Double user fee (from cash vehicles entering dedicated Fastag lane) collected from vehicles are reported separately (count and revenue). These are included in vehicle category wise count and revenue.



MONTHLY/DAILY FEE STATEMENT

Project Highway: Yashwantrao Chavan Expressway

Day/Month: 12-Apr-2025

Sr. No.	Name of Toll Plaza Location	Chainage
Yashwantrao Chavan Expressway section (from Km.0+000 to 94+600)		
1	Khalapur Ramp	32+600

Type of Vehicle	For corresponding day/month of previous year 12-Apr-2024		For preceding day/month 11-Apr-2025		For the day/month reported upon 12-Apr-2025		
	No. of Vehicles	Fee collected (in lakh Rs.)	No. of Vehicles	Fee collected (in lakh Rs.)	Fee per Vehicle (in Rs.)	No. of Vehicles	Fee collected (in lakh Rs.)
1	2	3	4	5	6	7	8
A-Car (Note-7)	0	0	861	137120	Note-1	1010	161632
B-LCV	0	0	160	39478		166	40023
C-Bus	0	0	31	14988		46	27236
D-Truck	0	0	320	105910		294	97817
E-Three-axle vehicle	0	0	71	53953		49	37327
F-Multi-axle Truck	0	0	862	848580		791	739608
G-Oversized vehicle	0	0	0	0		0	0
FASTag Debit Adjustment/ Chargeback Received from Bank (Net) (Note-5)	0	0	0	0	Note-5	0	0
H- Total	0	0	2305	1200029	0	2356	1103643

Day/Month wise Opening Balance of Toll Collection & Traffic

Day	12												
Month	4												
Year	2025												
Toll Depositing Bank	State Bank Of India												
Bank Account No.	39177623786												
Transaction Type	Car/Jeep Count	Total Car/ Jeep Amount (in Rs.)	Bus Count	Total Bus Amount (in Rs.)	Truck Count	Total Truck Amount (in Rs.)	LCV Count	Total LCV Amount (in Rs.)	MAV (Multi Axle Vehicle Count)	Total MAV (Multi Axle Vehicle) Amount (in Rs.)	Three Axle Count	Three Axle Count Amount (in Rs.)	FASTag Debit Adjustment/ Chargeback Received from Bank (Net)
1	2	3	4	5	6	7	8	9	10	11	12	13	Note-5
Single Journey	983	152800	46	27236	294	97817	165	39527	791	739608	49	37327	0
Double User Fee (FASTag Lane Violation) (Note-6)	27	8832	0	0	0	0	1	496	0	0	0	0	0

Total Non-Tollable Traffic Count Entry Details (Note-2)						
Transaction Type	Car/Jeep Count	Bus Count	Truck Count	LCV Count	MAV (Multi Axle Vehicle Count)	Three Axle Count
1	2	3	4	5	6	7
Reuse & Exit	890	6	100	62	219	25
Exemption & Violation	360	11	10	43	17	7



Notes

1. Fee for Fastag vehicles passing two toll plazas, is collected at two plazas in few cases and therefore section wise traffic details will not be available at one plaza for same.
2. All Non-tollable traffic could not be recorded/reported due to unavailability of adequate Lanes & systems. Non-Tollable count includes Reuse of daily/return/monthly pass, exit trips, exemption and violations.
3. Reporting (FASTag/Cash/Card) - 12:00:00 AM to 11:59:59 PM.
4. Fastag Collection is net of Acquiring Bank Charges
5. FASTag Debit Adjustment/Chargeback Received from Bank (Net)
6. Double user fee (from cash vehicles entering dedicated Fastag lane) collected from vehicles are reported separately (count and revenue). These are included in vehicle category wise count and revenue.

MONTHLY/DAILY FEE STATEMENT

Project Highway: Yashwantrao Chavan Expressway

Day/Month: 13-Apr-2025

Sr. No.	Name of Toll Plaza Location	Chainage
Yashwantrao Chavan Expressway section (from Km.0+000 to 94+600)		
1	Khalapur Ramp	32+600

Type of Vehicle	For corresponding day/month of previous year 13-Apr-2024		For preceding day/month 12-Apr-2025		For the day/month reported upon 13-Apr-2025		
	No. of Vehicles	Fee collected (in lakh Rs.)	No. of Vehicles	Fee collected (in lakh Rs.)	Fee per Vehicle (in Rs.)	No. of Vehicles	Fee collected (in lakh Rs.)
1	2	3	4	5	6	7	8
A-Car (Note-7)	0	0	1010	161632	Note-1	1960	316480
B-LCV	0	0	166	40023		124	30700
C-Bus	0	0	46	27236		55	31982
D-Truck	0	0	294	97817		203	67704
E-Three-axle vehicle	0	0	49	37327		36	28036
F-Multi-axle Truck	0	0	791	739608		761	706251
G-Oversized vehicle	0	0	0	0		0	0
FASTag Debit Adjustment/ Chargeback Received from Bank (Net) (Note-5)	0	0	0	0	Note-5	0	0
H- Total	0	0	2356	1103643	0	3139	1181153

Day/Month wise Opening Balance of Toll Collection & Traffic

Day	13												
Month	4												
Year	2025												
Toll Depositing Bank	State Bank Of India												
Bank Account No.	39177623786												
Transaction Type	Car/Jeep Count	Total Car/ Jeep Amount (in Rs.)	Bus Count	Total Bus Amount (in Rs.)	Truck Count	Total Truck Amount (in Rs.)	LCV Count	Total LCV Amount (in Rs.)	MAV (Multi Axle Vehicle Count)	Total MAV (Multi Axle Vehicle) Amount (in Rs.)	Three Axle Count	Three Axle Count Amount (in Rs.)	FASTag Debit Adjustment/ Chargeback Received from Bank (Net)
1	2	3	4	5	6	7	8	9	10	11	12	13	Note-5
Single Journey	1910	299712	54	30854	203	67704	123	30106	761	706251	36	28036	0
Double User Fee (FASTag Lane Violation) (Note-6)	50	16768	1	1128	0	0	1	594	0	0	0	0	0

Total Non-Tollable Traffic Count Entry Details (Note-2)						
Transaction Type	Car/Jeep Count	Bus Count	Truck Count	LCV Count	MAV (Multi Axle Vehicle Count)	Three Axle Count
1	2	3	4	5	6	7
Reuse & Exit	702	9	77	48	191	15
Exemption & Violation	357	9	7	38	15	5

Notes

1. Fee for Fastag vehicles passing two toll plazas, is collected at two plazas in few cases and therefore section wise traffic details will not be available at one plaza for same.
2. All Non-tollable traffic could not be recorded/reported due to unavailability of adequate Lanes & systems. Non-Tollable count includes Reuse of daily/return/monthly pass, exit trips, exemption and violations.
3. Reporting (FASTag/Cash/Card) - 12:00:00 AM to 11:59:59 PM.
4. Fastag Collection is net of Acquiring Bank Charges
5. FASTag Debit Adjustment/Chargeback Received from Bank (Net)
6. Double user fee (from cash vehicles entering dedicated Fastag lane) collected from vehicles are reported separately (count and revenue). These are included in vehicle category wise count and revenue.



MONTHLY/DAILY FEE STATEMENT

Project Highway: Yashwantrao Chavan Expressway

Day/Month: 14-Apr-2025

Sr. No.	Name of Toll Plaza Location	Chainage
Yashwantrao Chavan Expressway section (from Km.0+000 to 94+600)		
1	Khalapur Ramp	32+600

Type of Vehicle	For corresponding day/month of previous year 14-Apr-2024		For preceding day/month 13-Apr-2025		For the day/month reported upon 14-Apr-2025		
	No. of Vehicles	Fee collected (in lakh Rs.)	No. of Vehicles	Fee collected (in lakh Rs.)	Fee per Vehicle (in Rs.)	No. of Vehicles	Fee collected (in lakh Rs.)
1	2	3	4	5	6	7	8
A –Car (Note-7)	0	0	1960	316480	Note-1	1322	212128
B –LCV	0	0	124	30700		135	32087
C- Bus	0	0	55	31982		64	35086
D –Truck	0	0	203	67704		227	73736
E -Three-axle vehicle	0	0	36	28036		50	36838
F -Multi-axle Truck	0	0	761	706251		702	636066
G -Oversized vehicle	0	0	0	0		0	0
FASTag Debit Adjustment/ Chargeback Received from Bank (Net) (Note-5)	0	0	0	0	Note-5	0	0
H- Total	0	0	3139	1181153	0	2500	1025941

Day/Month wise Opening Balance of Toll Collection & Traffic

Day	14
Month	4
Year	2025
Toll Depositing Bank	State Bank Of India
Bank Account No.	39177623786

Transaction Type	Car/Jeep Count	Total Car/ Jeep Amount (in Rs.)	Bus Count	Total Bus Amount (in Rs.)	Truck Count	Total Truck Amount (in Rs.)	LCV Count	Total LCV Amount (in Rs.)	MAV (Multi Axle Vehicle Count)	Total MAV (Multi Axle Vehicle) Amount (in Rs.)	Three Axle Count	Three Axle Count Amount (in Rs.)	FASTag Debit Adjustment/ Chargeback Received from Bank (Net)
1	2	3	4	5	6	7	8	9	10	11	12	13	Note-5
Single Journey	1303	205664	64	35086	227	73736	135	32087	701	633468	50	36838	0
Double User Fee (FASTag Lane Violation) (Note-6)	19	6464	0	0	0	0	0	0	1	2598	0	0	0

Total Non-Tollable Traffic Count Entry Details (Note-2)						
Transaction Type	Car/Jeep Count	Bus Count	Truck Count	LCV Count	MAV (Multi Axle Vehicle Count)	Three Axle Count
1	2	3	4	5	6	7
Reuse & Exit	439	12	109	56	204	24
Exemption & Violation	317	11	13	36	12	5

Notes

1. Fee for Fastag vehicles passing two toll plazas, is collected at two plazas in few cases and therefore section wise traffic details will not be available at one plaza for same.
2. All Non-tollable traffic could not be recorded/reported due to unavailability of adequate Lanes & systems. Non-Tollable count includes Reuse of daily/return/monthly pass, exit trips, exemption and violations.
3. Reporting (FASTag/Cash/Card) - 12:00:00 AM to 11:59:59 PM.
4. Fastag Collection is net of Acquiring Bank Charges
5. FASTag Debit Adjustment/Chargeback Received from Bank (Net)
6. Double user fee (from cash vehicles entering dedicated Fastag lane) collected from vehicles are reported separately (count and revenue). These are included in vehicle category wise count and revenue.



MONTHLY/DAILY FEE STATEMENT

Project Highway: Yashwantrao Chavan Expressway

Day/Month: 15-Apr-2025

Sr. No.	Name of Toll Plaza Location	Chainage
Yashwantrao Chavan Expressway section (from Km.0+000 to 94+600)		
1	Khalapur Ramp	32+600

Type of Vehicle	For corresponding day/month of previous year 15-Apr-2024		For preceding day/month 14-Apr-2025		For the day/month reported upon 15-Apr-2025		
	No. of Vehicles	Fee collected (in lakh Rs.)	No. of Vehicles	Fee collected (in lakh Rs.)	Fee per Vehicle (in Rs.)	No. of Vehicles	Fee collected (in lakh Rs.)
1	2	3	4	5	6	7	8
A-Car (Note-7)	0	0	1322	212128	Note-1	718	115552
B-LCV	0	0	135	32087		137	33477
C-Bus	0	0	64	35086		28	15592
D-Truck	0	0	227	73736		292	97885
E-Three-axle vehicle	0	0	50	36838		44	33904
F-Multi-axle Truck	0	0	702	636066		708	658389
G-Oversized vehicle	0	0	0	0		0	0
FASTag Debit Adjustment/ Chargeback Received from Bank (Net) (Note-5)	0	0	0	0	Note-5	0	0
H- Total	0	0	2500	1025941	0	1927	954799

Day/Month wise Opening Balance of Toll Collection & Traffic

Day	15												
Month	4												
Year	2025												
Toll Depositing Bank	State Bank Of India												
Bank Account No.	39177623786												
Transaction Type	Car/Jeep Count	Total Car/ Jeep Amount (in Rs.)	Bus Count	Total Bus Amount (in Rs.)	Truck Count	Total Truck Amount (in Rs.)	LCV Count	Total LCV Amount (in Rs.)	MAV (Multi Axle Vehicle Count)	Total MAV (Multi Axle Vehicle) Amount (in Rs.)	Three Axle Count	Three Axle Count Amount (in Rs.)	FASTag Debit Adjustment/ Chargeback Received from Bank (Net)
1	2	3	4	5	6	7	8	9	10	11	12	13	Note-5
Single Journey	703	110560	28	15592	291	97063	135	32485	708	658389	44	33904	0
Double User Fee (FASTag Lane Violation) (Note-6)	15	4992	0	0	1	822	2	992	0	0	0	0	0

Total Non-Tollable Traffic Count Entry Details (Note-2)						
Transaction Type	Car/Jeep Count	Bus Count	Truck Count	LCV Count	MAV (Multi Axle Vehicle Count)	Three Axle Count
1	2	3	4	5	6	7
Reuse & Exit	359	9	133	41	226	27
Exemption & Violation	270	11	8	36	13	9

Notes

1. Fee for Fastag vehicles passing two toll plazas, is collected at two plazas in few cases and therefore section wise traffic details will not be available at one plaza for same.
2. All Non-tollable traffic could not be recorded/reported due to unavailability of adequate Lanes & systems. Non-Tollable count includes Reuse of daily/return/monthly pass, exit trips, exemption and violations.
3. Reporting (FASTag/Cash/Card) - 12:00:00 AM to 11:59:59 PM.
4. Fastag Collection is net of Acquiring Bank Charges
5. FASTag Debit Adjustment/Chargeback Received from Bank (Net)
6. Double user fee (from cash vehicles entering dedicated Fastag lane) collected from vehicles are reported separately (count and revenue). These are included in vehicle category wise count and revenue.



MONTHLY/DAILY FEE STATEMENT

Project Highway: Yashwantrao Chavan Expressway

Day/Month: 16-Apr-2025

Sr. No.	Name of Toll Plaza Location	Chainage
Yashwantrao Chavan Expressway section (from Km.0+000 to 94+600)		
1	Khalapur Ramp	32+600

Type of Vehicle	For corresponding day/month of previous year 16-Apr-2024		For preceding day/month 15-Apr-2025		For the day/month reported upon 16-Apr-2025		
	No. of Vehicles	Fee collected (in lakh Rs.)	No. of Vehicles	Fee collected (in lakh Rs.)	Fee per Vehicle (in Rs.)	No. of Vehicles	Fee collected (in lakh Rs.)
1	2	3	4	5	6	7	8
A-Car (Note-7)	0	0	718	115552	Note-1	651	104896
B-LCV	0	0	137	33477		166	40467
C-Bus	0	0	28	15592		42	26058
D-Truck	0	0	292	97885		303	100079
E-Three-axle vehicle	0	0	44	33904		69	54931
F-Multi-axle Truck	0	0	708	658389		916	894924
G-Oversized vehicle	0	0	0	0		0	0
FASTag Debit Adjustment/ Chargeback Received from Bank (Net) (Note-5)	0	0	0	0	Note-5	0	0
H- Total	0	0	1927	954799	0	2147	1221355

Day/Month wise Opening Balance of Toll Collection & Traffic

Day	16												
Month	4												
Year	2025												
Toll Depositing Bank	State Bank Of India												
Bank Account No.	39177623786												
Transaction Type	Car/Jeep Count	Total Car/ Jeep Amount (in Rs.)	Bus Count	Total Bus Amount (in Rs.)	Truck Count	Total Truck Amount (in Rs.)	LCV Count	Total LCV Amount (in Rs.)	MAV (Multi Axle Vehicle Count)	Total MAV (Multi Axle Vehicle) Amount (in Rs.)	Three Axle Count	Three Axle Count Amount (in Rs.)	FASTag Debit Adjustment/ Chargeback Received from Bank (Net)
1	2	3	4	5	6	7	8	9	10	11	12	13	Note-5
Single Journey	634	99392	42	26058	303	100079	162	38385	916	894924	69	54931	0
Double User Fee (FASTag Lane Violation) (Note-6)	17	5504	0	0	0	0	4	2082	0	0	0	0	0

Total Non-Tollable Traffic Count Entry Details (Note-2)						
Transaction Type	Car/Jeep Count	Bus Count	Truck Count	LCV Count	MAV (Multi Axle Vehicle Count)	Three Axle Count
1	2	3	4	5	6	7
Reuse & Exit	358	13	129	51	218	30
Exemption & Violation	284	11	8	44	18	7

Notes

1. Fee for Fastag vehicles passing two toll plazas, is collected at two plazas in few cases and therefore section wise traffic details will not be available at one plaza for same.
2. All Non-tollable traffic could not be recorded/reported due to unavailability of adequate Lanes & systems. Non-Tollable count includes Reuse of daily/return/monthly pass, exit trips, exemption and violations.
3. Reporting (FASTag/Cash/Card) - 12:00:00 AM to 11:59:59 PM.
4. Fastag Collection is net of Acquiring Bank Charges
5. FASTag Debit Adjustment/Chargeback Received from Bank (Net)
6. Double user fee (from cash vehicles entering dedicated Fastag lane) collected from vehicles are reported separately (count and revenue). These are included in vehicle category wise count and revenue.



MONTHLY/DAILY FEE STATEMENT

Project Highway: Yashwantrao Chavan Expressway

Day/Month: 17-Apr-2025

Sr. No.	Name of Toll Plaza Location	Chainage
Yashwantrao Chavan Expressway section (from Km.0+000 to 94+600)		
1	Khalapur Ramp	32+600

Type of Vehicle	For corresponding day/month of previous year 17-Apr-2024		For preceding day/month 16-Apr-2025		For the day/month reported upon 17-Apr-2025		
	No. of Vehicles	Fee collected (in lakh Rs.)	No. of Vehicles	Fee collected (in lakh Rs.)	Fee per Vehicle (in Rs.)	No. of Vehicles	Fee collected (in lakh Rs.)
1	2	3	4	5	6	7	8
A-Car (Note-7)	0	0	651	104896	Note-1	730	118336
B-LCV	0	0	166	40467		163	39080
C-Bus	0	0	42	26058		42	22640
D-Truck	0	0	303	100079		301	99668
E-Three-axle vehicle	0	0	69	54931		49	36431
F-Multi-axle Truck	0	0	916	894924		814	776871
G-Oversized vehicle	0	0	0	0		0	0
FASTag Debit Adjustment/ Chargeback Received from Bank (Net) (Note-5)	0	0	0	0	Note-5	0	0
H- Total	0	0	2147	1221355	0	2099	1093026

Day/Month wise Opening Balance of Toll Collection & Traffic

Day	17												
Month	4												
Year	2025												
Toll Depositing Bank	State Bank Of India												
Bank Account No.	39177623786												
Transaction Type	Car/Jeep Count	Total Car/ Jeep Amount (in Rs.)	Bus Count	Total Bus Amount (in Rs.)	Truck Count	Total Truck Amount (in Rs.)	LCV Count	Total LCV Amount (in Rs.)	MAV (Multi Axle Vehicle Count)	Total MAV (Multi Axle Vehicle) Amount (in Rs.)	Three Axle Count	Three Axle Count Amount (in Rs.)	FASTag Debit Adjustment/ Chargeback Received from Bank (Net)
1	2	3	4	5	6	7	8	9	10	11	12	13	Note-5
Single Journey	714	112832	42	22640	301	99668	162	38584	813	774705	49	36431	0
Double User Fee (FASTag Lane Violation) (Note-6)	16	5504	0	0	0	0	1	496	1	2166	0	0	0

Total Non-Tollable Traffic Count Entry Details (Note-2)						
Transaction Type	Car/Jeep Count	Bus Count	Truck Count	LCV Count	MAV (Multi Axle Vehicle Count)	Three Axle Count
1	2	3	4	5	6	7
Reuse & Exit	339	6	109	49	212	11
Exemption & Violation	283	9	17	52	21	5

Notes

1. Fee for Fastag vehicles passing two toll plazas, is collected at two plazas in few cases and therefore section wise traffic details will not be available at one plaza for same.
2. All Non-tollable traffic could not be recorded/reported due to unavailability of adequate Lanes & systems. Non-Tollable count includes Reuse of daily/return/monthly pass, exit trips, exemption and violations.
3. Reporting (FASTag/Cash/Card) - 12:00:00 AM to 11:59:59 PM.
4. Fastag Collection is net of Acquiring Bank Charges
5. FASTag Debit Adjustment/Chargeback Received from Bank (Net)
6. Double user fee (from cash vehicles entering dedicated Fastag lane) collected from vehicles are reported separately (count and revenue). These are included in vehicle category wise count and revenue.



MONTHLY/DAILY FEE STATEMENT

Project Highway: Yashwantrao Chavan Expressway

Day/Month: 18-Apr-2025

Sr. No.	Name of Toll Plaza Location	Chainage
Yashwantrao Chavan Expressway section (from Km.0+000 to 94+600)		
1	Khalapur Ramp	32+600

Type of Vehicle	For corresponding day/month of previous year 18-Apr-2024		For preceding day/month 17-Apr-2025		For the day/month reported upon 18-Apr-2025		
	No. of Vehicles	Fee collected (in lakh Rs.)	No. of Vehicles	Fee collected (in lakh Rs.)	Fee per Vehicle (in Rs.)	No. of Vehicles	Fee collected (in lakh Rs.)
1	2	3	4	5	6	7	8
A –Car (Note-7)	0	0	730	118336	Note-1	991	161696
B –LCV	0	0	163	39080		163	39628
C- Bus	0	0	42	22640		68	36734
D –Truck	0	0	301	99668		268	88349
E -Three-axle vehicle	0	0	49	36431		58	45314
F -Multi-axle Truck	0	0	814	776871		839	794193
G -Oversized vehicle	0	0	0	0		0	0
FASTag Debit Adjustment/ Chargeback Received from Bank (Net) (Note-5)	0	0	0	0	Note-5	0	0
H- Total	0	0	2099	1093026	0	2387	1165914

Day/Month wise Opening Balance of Toll Collection & Traffic

Day	18
Month	4
Year	2025
Toll Depositing Bank	State Bank Of India
Bank Account No.	39177623786

Transaction Type	Car/Jeep Count	Total Car/ Jeep Amount (in Rs.)	Bus Count	Total Bus Amount (in Rs.)	Truck Count	Total Truck Amount (In Rs.)	LCV Count	Total LCV Amount (in Rs.)	MAV (Multi Axle Vehicle Count)	Total MAV (Multi Axle Vehicle) Amount (in Rs.)	Three Axle Count	Three Axle Count Amount (in Rs.)	FASTag Debit Adjustment/ Chargeback Received from Bank (Net)
1	2	3	4	5	6	7	8	9	10	11	12	13	Note-5
Single Journey	941	144800	67	35794	268	88349	163	39628	839	794193	58	45314	0
Double User Fee (FASTag Lane Violation) (Note-6)	50	16896	1	940	0	0	0	0	0	0	0	0	0

Total Non-Tollable Traffic Count Entry Details (Note-2)						
Transaction Type	Car/Jeep Count	Bus Count	Truck Count	LCV Count	MAV (Multi Axle Vehicle Count)	Three Axle Count
1	2	3	4	5	6	7
Reuse & Exit	799	5	110	65	215	20
Exemption & Violation	445	13	14	45	24	8

Notes

1. Fee for Fastag vehicles passing two toll plazas, is collected at two plazas in few cases and therefore section wise traffic details will not be available at one plaza for same.
2. All Non-tollable traffic could not be recorded/reported due to unavailability of adequate Lanes & systems. Non-Tollable count includes Reuse of daily/return/monthly pass, exit trips, exemption and violations.
3. Reporting (FASTag/Cash/Card) - 12:00:00 AM to 11:59:59 PM.
4. Fastag Collection is net of Acquiring Bank Charges
5. FASTag Debit Adjustment/Chargeback Received from Bank (Net)
6. Double user fee (from cash vehicles entering dedicated Fastag lane) collected from vehicles are reported separately (count and revenue). These are included in vehicle category wise count and revenue.



MONTHLY/DAILY FEE STATEMENT

Project Highway: Yashwantrao Chavan Expressway

Day/Month: 19-Apr-2025

Sr. No.	Name of Toll Plaza Location	Chainage
Yashwantrao Chavan Expressway section (from Km.0+000 to 94+600)		
1	Khalapur Ramp	32+600

Type of Vehicle	For corresponding day/month of previous year 19-Apr-2024		For preceding day/month 18-Apr-2025		For the day/month reported upon 19-Apr-2025		
	No. of Vehicles	Fee collected (in lakh Rs.)	No. of Vehicles	Fee collected (in lakh Rs.)	Fee per Vehicle (in Rs.)	No. of Vehicles	Fee collected (in lakh Rs.)
1	2	3	4	5	6	7	8
A-Car (Note-7)	0	0	991	161696	Note-1	1331	217312
B-LCV	0	0	163	39628		163	40023
C-Bus	0	0	68	36734		46	24470
D-Truck	0	0	268	88349		304	97947
E-Three-axle vehicle	0	0	58	45314		60	44988
F-Multi-axle Truck	0	0	839	794193		807	741330
G-Oversized vehicle	0	0	0	0		0	0
FASTag Debit Adjustment/ Chargeback Received from Bank (Net) (Note-5)	0	0	0	0	Note-5	0	0
H- Total	0	0	2387	1165914	0	2711	1166070

Day/Month wise Opening Balance of Toll Collection & Traffic

Day	19
Month	4
Year	2025
Toll Depositing Bank	State Bank Of India
Bank Account No.	39177623786

Transaction Type	Car/Jeep Count	Total Car/ Jeep Amount (in Rs.)	Bus Count	Total Bus Amount (in Rs.)	Truck Count	Total Truck Amount (in Rs.)	LCV Count	Total LCV Amount (in Rs.)	MAV (Multi Axle Vehicle Count)	Total MAV (Multi Axle Vehicle) Amount (in Rs.)	Three Axle Count	Three Axle Count Amount (in Rs.)	FASTag Debit Adjustment/ Chargeback Received from Bank (Net)
1	2	3	4	5	6	7	8	9	10	11	12	13	Note-5
Single Journey	1267	195552	46	24470	304	97947	161	38933	807	741330	60	44988	0
Double User Fee (FASTag Lane Violation) (Note-6)	64	21760	0	0	0	0	2	1090	0	0	0	0	0

Total Non-Tollable Traffic Count Entry Details (Note-2)						
Transaction Type	Car/Jeep Count	Bus Count	Truck Count	LCV Count	MAV (Multi Axle Vehicle Count)	Three Axle Count
1	2	3	4	5	6	7
Reuse & Exit	973	10	137	66	191	23
Exemption & Violation	353	11	21	52	30	6

Notes

1. Fee for Fastag vehicles passing two toll plazas, is collected at two plazas in few cases and therefore section wise traffic details will not be available at one plaza for same.
2. All Non-tollable traffic could not be recorded/reported due to unavailability of adequate Lanes & systems. Non-Tollable count includes Reuse of daily/return/monthly pass, exit trips, exemption and violations.
3. Reporting (FASTag/Cash/Card) - 12:00:00 AM to 11:59:59 PM.
4. Fastag Collection is net of Acquiring Bank Charges
5. FASTag Debit Adjustment/Chargeback Received from Bank (Net)
6. Double user fee (from cash vehicles entering dedicated Fastag lane) collected from vehicles are reported separately (count and revenue). These are included in vehicle category wise count and revenue.



MONTHLY/DAILY FEE STATEMENT

Project Highway: Yashwantrao Chavan Expressway

Day/Month: 20-Apr-2025

Sr. No.	Name of Toll Plaza Location	Chainage
Yashwantrao Chavan Expressway section (from Km.0+000 to 94+600)		
1	Khalapur Ramp	32+600

Type of Vehicle	For corresponding day/month of previous year 20-Apr-2024		For preceding day/month 19-Apr-2025		For the day/month reported upon 20-Apr-2025		
	No. of Vehicles	Fee collected (in lakh Rs.)	No. of Vehicles	Fee collected (in lakh Rs.)	Fee per Vehicle (in Rs.)	No. of Vehicles	Fee collected (in lakh Rs.)
1	2	3	4	5	6	7	8
A-Car (Note-7)	0	0	1331	217312	Note-1	1977	317568
B-LCV	0	0	163	40023		119	28566
C-Bus	0	0	46	24470		50	28506
D-Truck	0	0	304	97947		209	68662
E-Three-axle vehicle	0	0	60	44988		41	31459
F-Multi-axle Truck	0	0	807	741330		713	662070
G-Oversized vehicle	0	0	0	0		0	0
FASTag Debit Adjustment/ Chargeback Received from Bank (Net) (Note-5)	0	0	0	0	Note-5	0	0
H- Total	0	0	2711	1166070	0	3109	1136831

Day/Month wise Opening Balance of Toll Collection & Traffic

Day	20
Month	4
Year	2025
Toll Depositing Bank	State Bank Of India
Bank Account No.	39177623786

Transaction Type	Car/Jeep Count	Total Car/ Jeep Amount (in Rs.)	Bus Count	Total Bus Amount (in Rs.)	Truck Count	Total Truck Amount (in Rs.)	LCV Count	Total LCV Amount (in Rs.)	MAV (Multi Axle Vehicle Count)	Total MAV (Multi Axle Vehicle) Amount (in Rs.)	Three Axle Count	Three Axle Count Amount (in Rs.)	FASTag Debit Adjustment/ Chargeback Received from Bank (Net)
1	2	3	4	5	6	7	8	9	10	11	12	13	Note-5
Single Journey	1938	304064	50	28506	209	68662	118	28070	713	662070	41	31459	0
Double User Fee (FASTag Lane Violation) (Note-6)	39	13504	0	0	0	0	1	496	0	0	0	0	0

Total Non-Tollable Traffic Count Entry Details (Note-2)						
Transaction Type	Car/Jeep Count	Bus Count	Truck Count	LCV Count	MAV (Multi Axle Vehicle Count)	Three Axle Count
1	2	3	4	5	6	7
Reuse & Exit	662	9	81	46	185	16
Exemption & Violation	386	7	15	35	11	11

Notes

1. Fee for Fastag vehicles passing two toll plazas, is collected at two plazas in few cases and therefore section wise traffic details will not be available at one plaza for same.
2. All Non-tollable traffic could not be recorded/reported due to unavailability of adequate Lanes & systems. Non-Tollable count includes Reuse of daily/return/monthly pass, exit trips, exemption and violations.
3. Reporting (FASTag/Cash/Card) - 12:00:00 AM to 11:59:59 PM.
4. Fastag Collection is net of Acquiring Bank Charges
5. FASTag Debit Adjustment/Chargeback Received from Bank (Net)
6. Double user fee (from cash vehicles entering dedicated Fastag lane) collected from vehicles are reported separately (count and revenue). These are included in vehicle category wise count and revenue.



MONTHLY/DAILY FEE STATEMENT

Project Highway: Yashwantrao Chavan Expressway

Day/Month: 21-Apr-2025

Sr. No.	Name of Toll Plaza Location	Chainage
Yashwantrao Chavan Expressway section (from Km.0+000 to 94+600)		
1	Khalapur Ramp	32+600

Type of Vehicle	For corresponding day/month of previous year 21-Apr-2024		For preceding day/month 20-Apr-2025		For the day/month reported upon 21-Apr-2025		
	No. of Vehicles	Fee collected (in lakh Rs.)	No. of Vehicles	Fee collected (in lakh Rs.)	Fee per Vehicle (in Rs.)	No. of Vehicles	Fee collected (in lakh Rs.)
1	2	3	4	5	6	7	8
A-Car (Note-7)	0	0	1977	317568	Note-1	945	152544
B-LCV	0	0	119	28566		113	27623
C-Bus	0	0	50	28506		33	17474
D-Truck	0	0	209	68662		247	82521
E-Three-axle vehicle	0	0	41	31459		49	36023
F-Multi-axle Truck	0	0	713	662070		637	603171
G-Oversized vehicle	0	0	0	0		0	0
FASTag Debit Adjustment/ Chargeback Received from Bank (Net) (Note-5)	0	0	0	0	Note-5	0	0
H- Total	0	0	3109	1136831	0	2024	919356

Day/Month wise Opening Balance of Toll Collection & Traffic

Day	21
Month	4
Year	2025
Toll Depositing Bank	State Bank Of India
Bank Account No.	39177623786

Transaction Type	Car/Jeep Count	Total Car/ Jeep Amount (in Rs.)	Bus Count	Total Bus Amount (in Rs.)	Truck Count	Total Truck Amount (in Rs.)	LCV Count	Total LCV Amount (in Rs.)	MAV (Multi Axle Vehicle Count)	Total MAV (Multi Axle Vehicle) Amount (in Rs.)	Three Axle Count	Three Axle Count Amount (in Rs.)	FASTag Debit Adjustment/ Chargeback Received from Bank (Net)
1	2	3	4	5	6	7	8	9	10	11	12	13	Note-5
Single Journey	927	146528	33	17474	247	82521	111	26533	637	603171	49	36023	0
Double User Fee (FASTag Lane Violation) (Note-6)	18	6016	0	0	0	0	2	1090	0	0	0	0	0

Total Non-Tollable Traffic Count Entry Details (Note-2)						
Transaction Type	Car/Jeep Count	Bus Count	Truck Count	LCV Count	MAV (Multi Axle Vehicle Count)	Three Axle Count
1	2	3	4	5	6	7
Reuse & Exit	363	1	111	41	197	19
Exemption & Violation	338	8	14	67	18	15

Notes

1. Fee for Fastag vehicles passing two toll plazas, is collected at two plazas in few cases and therefore section wise traffic details will not be available at one plaza for same.
2. All Non-tollable traffic could not be recorded/reported due to unavailability of adequate Lanes & systems. Non-Tollable count includes Reuse of daily/return/monthly pass, exit trips, exemption and violations.
3. Reporting (FASTag/Cash/Card) - 12:00:00 AM to 11:59:59 PM.
4. Fastag Collection is net of Acquiring Bank Charges
5. FASTag Debit Adjustment/Chargeback Received from Bank (Net)
6. Double user fee (from cash vehicles entering dedicated Fastag lane) collected from vehicles are reported separately (count and revenue). These are included in vehicle category wise count and revenue.



MONTHLY/DAILY FEE STATEMENT

Project Highway: Yashwantrao Chavan Expressway

Day/Month: 22-Apr-2025

Sr. No.	Name of Toll Plaza Location	Chainage
Yashwantrao Chavan Expressway section (from Km.0+000 to 94+600)		
1	Khalapur Ramp	32+600

Type of Vehicle	For corresponding day/month of previous year 22-Apr-2024		For preceding day/month 21-Apr-2025		For the day/month reported upon 22-Apr-2025		
	No. of Vehicles	Fee collected (in lakh Rs.)	No. of Vehicles	Fee collected (in lakh Rs.)	Fee per Vehicle (in Rs.)	No. of Vehicles	Fee collected (in lakh Rs.)
1	2	3	4	5	6	7	8
A-Car (Note-7)	0	0	945	152544	Note-1	667	106240
B-LCV	0	0	113	27623		157	38388
C-Bus	0	0	33	17474		28	14892
D-Truck	0	0	247	82521		261	86498
E-Three-axle vehicle	0	0	49	36023		61	47759
F-Multi-axle Truck	0	0	637	603171		836	777072
G-Oversized vehicle	0	0	0	0		0	0
FASTag Debit Adjustment/ Chargeback Received from Bank (Net) (Note-5)	0	0	0	0	Note-5	0	0
H- Total	0	0	2024	919356	0	2010	1070849

Day/Month wise Opening Balance of Toll Collection & Traffic

Day	22												
Month	4												
Year	2025												
Toll Depositing Bank	State Bank Of India												
Bank Account No.	39177623786												
Transaction Type	Car/Jeep Count	Total Car/ Jeep Amount (in Rs.)	Bus Count	Total Bus Amount (in Rs.)	Truck Count	Total Truck Amount (in Rs.)	LCV Count	Total LCV Amount (in Rs.)	MAV (Multi Axle Vehicle Count)	Total MAV (Multi Axle Vehicle) Amount (in Rs.)	Three Axle Count	Three Axle Count Amount (in Rs.)	FASTag Debit Adjustment/ Chargeback Received from Bank (Net)
1	2	3	4	5	6	7	8	9	10	11	12	13	Note-5
Single Journey	658	103232	27	13952	261	86498	156	37892	836	777072	61	47759	0
Double User Fee (FASTag Lane Violation) (Note-6)	9	3008	1	940	0	0	1	496	0	0	0	0	0

Total Non-Tollable Traffic Count Entry Details (Note-2)						
Transaction Type	Car/Jeep Count	Bus Count	Truck Count	LCV Count	MAV (Multi Axle Vehicle Count)	Three Axle Count
1	2	3	4	5	6	7
Reuse & Exit	330	7	121	57	197	26
Exemption & Violation	270	11	17	67	14	16

Notes

1. Fee for Fastag vehicles passing two toll plazas, is collected at two plazas in few cases and therefore section wise traffic details will not be available at one plaza for same.
2. All Non-tollable traffic could not be recorded/reported due to unavailability of adequate Lanes & systems. Non-Tollable count includes Reuse of daily/return/monthly pass, exit trips, exemption and violations.
3. Reporting (FASTag/Cash/Card) - 12:00:00 AM to 11:59:59 PM.
4. Fastag Collection is net of Acquiring Bank Charges
5. FASTag Debit Adjustment/Chargeback Received from Bank (Net)
6. Double user fee (from cash vehicles entering dedicated Fastag lane) collected from vehicles are reported separately (count and revenue). These are included in vehicle category wise count and revenue.



MONTHLY/DAILY FEE STATEMENT

Project Highway: Yashwantrao Chavan Expressway

Day/Month: 23-Apr-2025

Sr. No.	Name of Toll Plaza Location	Chainage
Yashwantrao Chavan Expressway section (from Km.0+000 to 94+600)		
1	Khalapur Ramp	32+600

Type of Vehicle	For corresponding day/month of previous year 23-Apr-2024		For preceding day/month 22-Apr-2025		For the day/month reported upon 23-Apr-2025		
	No. of Vehicles	Fee collected (in lakh Rs.)	No. of Vehicles	Fee collected (in lakh Rs.)	Fee per Vehicle (in Rs.)	No. of Vehicles	Fee collected (in lakh Rs.)
1	2	3	4	5	6	7	8
A-Car (Note-7)	0	0	667	106240	Note-1	685	109056
B-LCV	0	0	157	38388		141	34518
C-Bus	0	0	28	14892		18	8318
D-Truck	0	0	261	86498		295	98160
E-Three-axle vehicle	0	0	61	47759		43	31785
F-Multi-axle Truck	0	0	836	777072		828	764940
G-Oversized vehicle	0	0	0	0		0	0
FASTag Debit Adjustment/ Chargeback Received from Bank (Net) (Note-5)	0	0	0	0	Note-5	0	0
H- Total	0	0	2010	1070849	0	2010	1046777

Day/Month wise Opening Balance of Toll Collection & Traffic

Day	23
Month	4
Year	2025
Toll Depositing Bank	State Bank Of India
Bank Account No.	39177623786

Transaction Type	Car/Jeep Count	Total Car/ Jeep Amount (in Rs.)	Bus Count	Total Bus Amount (in Rs.)	Truck Count	Total Truck Amount (In Rs.)	LCV Count	Total LCV Amount (in Rs.)	MAV (Multi Axle Vehicle Count)	Total MAV (Multi Axle Vehicle) Amount (in Rs.)	Three Axle Count	Three Axle Count Amount (in Rs.)	FASTag Debit Adjustment/ Chargeback Received from Bank (Net)
1	2	3	4	5	6	7	8	9	10	11	12	13	Note-5
Single Journey	676	105984	18	8318	295	98160	138	33030	828	764940	43	31785	0
Double User Fee (FASTag Lane Violation) (Note-6)	9	3072	0	0	0	0	3	1488	0	0	0	0	0

Total Non-Tollable Traffic Count Entry Details (Note-2)						
Transaction Type	Car/Jeep Count	Bus Count	Truck Count	LCV Count	MAV (Multi Axle Vehicle Count)	Three Axle Count
1	2	3	4	5	6	7
Reuse & Exit	333	9	135	53	212	18
Exemption & Violation	287	12	18	57	19	19

Notes

1. Fee for Fastag vehicles passing two toll plazas, is collected at two plazas in few cases and therefore section wise traffic details will not be available at one plaza for same.
2. All Non-tollable traffic could not be recorded/reported due to unavailability of adequate Lanes & systems. Non-Tollable count includes Reuse of daily/return/monthly pass, exit trips, exemption and violations.
3. Reporting (FASTag/Cash/Card) - 12:00:00 AM to 11:59:59 PM.
4. Fastag Collection is net of Acquiring Bank Charges
5. FASTag Debit Adjustment/Chargeback Received from Bank (Net)
6. Double user fee (from cash vehicles entering dedicated Fastag lane) collected from vehicles are reported separately (count and revenue). These are included in vehicle category wise count and revenue.



MONTHLY/DAILY FEE STATEMENT

Project Highway: Yashwantrao Chavan Expressway

Day/Month: 24-Apr-2025

Sr. No.	Name of Toll Plaza Location	Chainage
Yashwantrao Chavan Expressway section (from Km.0+000 to 94+600)		
1	Khalapur Ramp	32+600

Type of Vehicle	For corresponding day/month of previous year 24-Apr-2024		For preceding day/month 23-Apr-2025		For the day/month reported upon 24-Apr-2025		
	No. of Vehicles	Fee collected (in lakh Rs.)	No. of Vehicles	Fee collected (in lakh Rs.)	Fee per Vehicle (in Rs.)	No. of Vehicles	Fee collected (in lakh Rs.)
1	2	3	4	5	6	7	8
A-Car (Note-7)	0	0	685	109056	Note-1	663	108160
B-LCV	0	0	141	34518		141	34270
C-Bus	0	0	18	8318		40	22544
D-Truck	0	0	295	98160		310	103030
E-Three-axle vehicle	0	0	43	31785		62	48574
F-Multi-axle Truck	0	0	828	764940		832	807420
G-Oversized vehicle	0	0	0	0	0	0	
FASTag Debit Adjustment/ Chargeback Received from Bank (Net) (Note-5)	0	0	0	0	Note-5	0	0
H- Total	0	0	2010	1046777	0	2048	1123998

Day/Month wise Opening Balance of Toll Collection & Traffic

Day	24
Month	4
Year	2025
Toll Depositing Bank	State Bank Of India
Bank Account No.	39177623786

Transaction Type	Car/Jeep Count	Total Car/ Jeep Amount (in Rs.)	Bus Count	Total Bus Amount (in Rs.)	Truck Count	Total Truck Amount (In Rs.)	LCV Count	Total LCV Amount (in Rs.)	MAV (Multi Axle Vehicle Count)	Total MAV (Multi Axle Vehicle) Amount (in Rs.)	Three Axle Count	Three Axle Count Amount (in Rs.)	FASTag Debit Adjustment/ Chargeback Received from Bank (Net)
1	2	3	4	5	6	7	8	9	10	11	12	13	Note-5
Single Journey	644	101760	40	22544	310	103030	139	33278	832	807420	62	48574	0
Double User Fee (FASTag Lane Violation) (Note-6)	19	6400	0	0	0	0	2	992	0	0	0	0	0

Total Non-Tollable Traffic Count Entry Details (Note-2)						
Transaction Type	Car/Jeep Count	Bus Count	Truck Count	LCV Count	MAV (Multi Axle Vehicle Count)	Three Axle Count
1	2	3	4	5	6	7
Reuse & Exit	351	6	103	55	242	18
Exemption & Violation	259	13	15	55	17	25



Notes

1. Fee for Fastag vehicles passing two toll plazas, is collected at two plazas in few cases and therefore section wise traffic details will not be available at one plaza for same.
2. All Non-tollable traffic could not be recorded/reported due to unavailability of adequate Lanes & systems. Non-Tollable count includes Reuse of daily/return/monthly pass, exit trips, exemption and violations.
3. Reporting (FASTag/Cash/Card) - 12:00:00 AM to 11:59:59 PM.
4. Fastag Collection is net of Acquiring Bank Charges
5. FASTag Debit Adjustment/Chargeback Received from Bank (Net)
6. Double user fee (from cash vehicles entering dedicated Fastag lane) collected from vehicles are reported separately (count and revenue). These are included in vehicle category wise count and revenue.

MONTHLY/DAILY FEE STATEMENT

Project Highway: Yashwantrao Chavan Expressway

Day/Month: 25-Apr-2025

Sr. No.	Name of Toll Plaza Location	Chainage
Yashwantrao Chavan Expressway section (from Km.0+000 to 94+600)		
1	Khalapur Ramp	32+600

Type of Vehicle	For corresponding day/month of previous year 25-Apr-2024		For preceding day/month 24-Apr-2025		For the day/month reported upon 25-Apr-2025		
	No. of Vehicles	Fee collected (in lakh Rs.)	No. of Vehicles	Fee collected (in lakh Rs.)	Fee per Vehicle (in Rs.)	No. of Vehicles	Fee collected (in lakh Rs.)
1	2	3	4	5	6	7	8
A-Car (Note-7)	0	0	663	108160	Note-1	665	106112
B-LCV	0	0	141	34270		152	37445
C-Bus	0	0	40	22544		39	21840
D-Truck	0	0	310	103030		266	89313
E-Three-axle vehicle	0	0	62	48574		42	32274
F-Multi-axle Truck	0	0	832	807420		801	782517
G-Oversized vehicle	0	0	0	0		0	0
FASTag Debit Adjustment/ Chargeback Received from Bank (Net) (Note-5)	0	0	0	0	Note-5	0	0
H- Total	0	0	2048	1123998	0	1965	1069501

Day/Month wise Opening Balance of Toll Collection & Traffic

Day	25
Month	4
Year	2025
Toll Depositing Bank	State Bank Of India
Bank Account No.	39177623786

Transaction Type	Car/Jeep Count	Total Car/ Jeep Amount (in Rs.)	Bus Count	Total Bus Amount (in Rs.)	Truck Count	Total Truck Amount (In Rs.)	LCV Count	Total LCV Amount (in Rs.)	MAV (Multi Axle Vehicle Count)	Total MAV (Multi Axle Vehicle) Amount (in Rs.)	Three Axle Count	Three Axle Count Amount (in Rs.)	FASTag Debit Adjustment/ Chargeback Received from Bank (Net)
1	2	3	4	5	6	7	8	9	10	11	12	13	Note-5
Single Journey	654	102336	39	21840	266	89313	151	36851	801	782517	42	32274	0
Double User Fee (FASTag Lane Violation) (Note-6)	11	3776	0	0	0	0	1	594	0	0	0	0	0

Total Non-Tollable Traffic Count Entry Details (Note-2)						
Transaction Type	Car/Jeep Count	Bus Count	Truck Count	LCV Count	MAV (Multi Axle Vehicle Count)	Three Axle Count
1	2	3	4	5	6	7
Reuse & Exit	298	4	96	33	163	11
Exemption & Violation	294	10	18	57	23	8



Notes

1. Fee for Fastag vehicles passing two toll plazas, is collected at two plazas in few cases and therefore section wise traffic details will not be available at one plaza for same.
2. All Non-tollable traffic could not be recorded/reported due to unavailability of adequate Lanes & systems. Non-Tollable count includes Reuse of daily/return/monthly pass, exit trips, exemption and violations.
3. Reporting (FASTag/Cash/Card) - 12:00:00 AM to 11:59:59 PM.
4. Fastag Collection is net of Acquiring Bank Charges
5. FASTag Debit Adjustment/Chargeback Received from Bank (Net)
6. Double user fee (from cash vehicles entering dedicated Fastag lane) collected from vehicles are reported separately (count and revenue). These are included in vehicle category wise count and revenue.

MONTHLY/DAILY FEE STATEMENT

Project Highway: Yashwantrao Chavan Expressway

Day/Month: 26-Apr-2025

Sr. No.	Name of Toll Plaza Location	Chainage
Yashwantrao Chavan Expressway section (from Km.0+000 to 94+600)		
1	Khalapur Ramp	32+600

Type of Vehicle	For corresponding day/month of previous year 26-Apr-2024		For preceding day/month 25-Apr-2025		For the day/month reported upon 26-Apr-2025		
	No. of Vehicles	Fee collected (in lakh Rs.)	No. of Vehicles	Fee collected (in lakh Rs.)	Fee per Vehicle (in Rs.)	No. of Vehicles	Fee collected (in lakh Rs.)
	2	3	4	5	6	7	8
A-Car (Note-7)	0	0	665	106112	Note-1	1072	170304
B-LCV	0	0	152	37445		171	40467
C-Bus	0	0	39	21840		46	24754
D-Truck	0	0	266	89313		277	92947
E-Three-axle vehicle	0	0	42	32274		45	34067
F-Multi-axle Truck	0	0	801	782517		847	808926
G-Oversized vehicle	0	0	0	0		0	0
FASTag Debit Adjustment/ Chargeback Received from Bank (Net) (Note-5)	0	0	0	0	Note-5	0	0
H- Total	0	0	1965	1069501	0	2458	1171465

Day/Month wise Opening Balance of Toll Collection & Traffic

Day	26
Month	4
Year	2025
Toll Depositing Bank	State Bank Of India
Bank Account No.	39177623786

Transaction Type	Car/Jeep Count	Total Car/ Jeep Amount (in Rs.)	Bus Count	Total Bus Amount (in Rs.)	Truck Count	Total Truck Amount (in Rs.)	LCV Count	Total LCV Amount (in Rs.)	MAV (Multi Axle Vehicle Count)	Total MAV (Multi Axle Vehicle) Amount (in Rs.)	Three Axle Count	Three Axle Count Amount (in Rs.)	FASTag Debit Adjustment/ Chargeback Received from Bank (Net)
1	2	3	4	5	6	7	8	9	10	11	12	13	Note-5
Single Journey	1042	159936	46	24754	275	91575	170	39971	847	808926	45	34067	0
Double User Fee (FASTag Lane Violation) (Note-6)	30	10368	0	0	2	1372	1	496	0	0	0	0	0

Total Non-Tollable Traffic Count Entry Details (Note-2)						
Transaction Type	Car/Jeep Count	Bus Count	Truck Count	LCV Count	MAV (Multi Axle Vehicle Count)	Three Axle Count
1	2	3	4	5	6	7
Reuse & Exit	794	9	165	82	245	28
Exemption & Violation	322	10	12	55	17	17



Notes

1. Fee for Fastag vehicles passing two toll plazas, is collected at two plazas in few cases and therefore section wise traffic details will not be available at one plaza for same.
2. All Non-tollable traffic could not be recorded/reported due to unavailability of adequate Lanes & systems. Non-Tollable count includes Reuse of daily/return/monthly pass, exit trips, exemption and violations.
3. Reporting (FASTag/Cash/Card) - 12:00:00 AM to 11:59:59 PM.
4. Fastag Collection is net of Acquiring Bank Charges
5. FASTag Debit Adjustment/Chargeback Received from Bank (Net)
6. Double user fee (from cash vehicles entering dedicated Fastag lane) collected from vehicles are reported separately (count and revenue). These are included in vehicle category wise count and revenue.

MONTHLY/DAILY FEE STATEMENT

Project Highway: Yashwantrao Chavan Expressway

Day/Month: 27-Apr-2025

Sr. No.	Name of Toll Plaza Location	Chainage
Yashwantrao Chavan Expressway section (from Km.0+000 to 94+600)		
1	Khalapur Ramp	32+600

Type of Vehicle	For corresponding day/month of previous year 27-Apr-2024		For preceding day/month 26-Apr-2025		For the day/month reported upon 27-Apr-2025		
	No. of Vehicles	Fee collected (in lakh Rs.)	No. of Vehicles	Fee collected (in lakh Rs.)	Fee per Vehicle (in Rs.)	No. of Vehicles	Fee collected (in lakh Rs.)
	2	3	4	5	6	7	8
A-Car (Note-7)	0	0	1072	170304	Note-1	1429	229024
B-LCV	0	0	171	40467		123	30452
C-Bus	0	0	46	24754		43	24610
D-Truck	0	0	277	92947		215	71545
E-Three-axle vehicle	0	0	45	34067		41	32111
F-Multi-axle Truck	0	0	847	808926		652	624618
G-Oversized vehicle	0	0	0	0		0	0
FASTag Debit Adjustment/ Chargeback Received from Bank (Net) (Note-5)	0	0	0	0	Note-5	0	0
H- Total	0	0	2458	1171465	0	2503	1012360

Day/Month wise Opening Balance of Toll Collection & Traffic

Day	27
Month	4
Year	2025
Toll Depositing Bank	State Bank Of India
Bank Account No.	39177623786

Transaction Type	Car/Jeep Count	Total Car/ Jeep Amount (in Rs.)	Bus Count	Total Bus Amount (in Rs.)	Truck Count	Total Truck Amount (In Rs.)	LCV Count	Total LCV Amount (in Rs.)	MAV (Multi Axle Vehicle Count)	Total MAV (Multi Axle Vehicle) Amount (in Rs.)	Three Axle Count	Three Axle Count Amount (in Rs.)	FASTag Debit Adjustment/ Chargeback Received from Bank (Net)
1	2	3	4	5	6	7	8	9	10	11	12	13	Note-5
Single Journey	1399	218976	41	22730	215	71545	122	29858	652	624618	41	32111	0
Double User Fee (FASTag Lane Violation) (Note-6)	30	10048	2	1880	0	0	1	594	0	0	0	0	0

Total Non-Tollable Traffic Count Entry Details (Note-2)						
Transaction Type	Car/Jeep Count	Bus Count	Truck Count	LCV Count	MAV (Multi Axle Vehicle Count)	Three Axle Count
1	2	3	4	5	6	7
Reuse & Exit	437	5	82	42	213	18
Exemption & Violation	291	11	10	51	22	9

Notes

1. Fee for Fastag vehicles passing two toll plazas, is collected at two plazas in few cases and therefore section wise traffic details will not be available at one plaza for same.
2. All Non-tollable traffic could not be recorded/reported due to unavailability of adequate Lanes & systems. Non-Tollable count includes Reuse of daily/return/monthly pass, exit trips, exemption and violations.
3. Reporting (FASTag/Cash/Card) - 12:00:00 AM to 11:59:59 PM.
4. Fastag Collection is net of Acquiring Bank Charges
5. FASTag Debit Adjustment/Chargeback Received from Bank (Net)
6. Double user fee (from cash vehicles entering dedicated Fastag lane) collected from vehicles are reported separately (count and revenue). These are included in vehicle category wise count and revenue.



MONTHLY/DAILY FEE STATEMENT

Project Highway: Yashwantrao Chavan Expressway

Day/Month: 28-Apr-2025

Sr. No.	Name of Toll Plaza Location	Chainage
Yashwantrao Chavan Expressway section (from Km.0+000 to 94+600)		
1	Khalapur Ramp	32+600

Type of Vehicle	For corresponding day/month of previous year 28-Apr-2024		For preceding day/month 27-Apr-2025		For the day/month reported upon 28-Apr-2025		
	No. of Vehicles	Fee collected (in lakh Rs.)	No. of Vehicles	Fee collected (in lakh Rs.)	Fee per Vehicle (in Rs.)	No. of Vehicles	Fee collected (in lakh Rs.)
1	2	3	4	5	6	7	8
A –Car (Note-7)	0	0	1429	229024	Note-1	842	134752
B –LCV	0	0	123	30452		135	32733
C -Bus	0	0	43	24610		36	21600
D –Truck	0	0	215	71545		260	86977
E -Three-axle vehicle	0	0	41	32111		62	47270
F -Multi-axle Truck	0	0	652	624618		735	722526
G -Oversized vehicle	0	0	0	0		0	0
FASTag Debit Adjustment/ Chargeback Received from Bank (Net) (Note-5)	0	0	0	0	Note-5	0	0
H- Total	0	0	2503	1012360	0	2070	1045858

Day/Month wise Opening Balance of Toll Collection & Traffic

Day	28
Month	4
Year	2025
Toll Depositing Bank	State Bank Of India
Bank Account No.	39177623786

Transaction Type	Car/Jeep Count	Total Car/ Jeep Amount (in Rs.)	Bus Count	Total Bus Amount (in Rs.)	Truck Count	Total Truck Amount (In Rs.)	LCV Count	Total LCV Amount (in Rs.)	MAV (Multi Axle Vehicle Count)	Total MAV (Multi Axle Vehicle) Amount (in Rs.)	Three Axle Count	Three Axle Count Amount (in Rs.)	FASTag Debit Adjustment/ Chargeback Received from Bank (Net)
1	2	3	4	5	6	7	8	9	10	11	12	13	Note-5
Single Journey	831	131040	36	21600	258	85469	134	32237	734	720360	62	47270	0
Double User Fee (FASTag Lane Violation) (Note-6)	11	3712	0	0	2	1508	1	496	1	2166	0	0	0

Total Non-Tollable Traffic Count Entry Details (Note-2)						
Transaction Type	Car/Jeep Count	Bus Count	Truck Count	LCV Count	MAV (Multi Axle Vehicle Count)	Three Axle Count
1	2	3	4	5	6	7
Reuse & Exit	351	7	114	58	182	28
Exemption & Violation	277	11	11	51	23	7

Notes

1. Fee for Fastag vehicles passing two toll plazas, is collected at two plazas in few cases and therefore section wise traffic details will not be available at one plaza for same.
2. All Non-tollable traffic could not be recorded/reported due to unavailability of adequate Lanes & systems. Non-Tollable count includes Reuse of daily/return/monthly pass, exit trips, exemption and violations.
3. Reporting (FASTag/Cash/Card) - 12:00:00 AM to 11:59:59 PM.
4. Fastag Collection is net of Acquiring Bank Charges
5. FASTag Debit Adjustment/Chargeback Received from Bank (Net)
6. Double user fee (from cash vehicles entering dedicated Fastag lane) collected from vehicles are reported separately (count and revenue). These are included in vehicle category wise count and revenue.



MONTHLY/DAILY FEE STATEMENT

Project Highway: Yashwantrao Chavan Expressway

Day/Month: 29-Apr-2025

Sr. No.	Name of Toll Plaza Location	Chainage
Yashwantrao Chavan Expressway section (from Km.0+000 to 94+600)		
1	Khalapur Ramp	32+600

Type of Vehicle	For corresponding day/month of previous year 29-Apr-2024		For preceding day/month 28-Apr-2025		For the day/month reported upon 29-Apr-2025		
	No. of Vehicles	Fee collected (in lakh Rs.)	No. of Vehicles	Fee collected (in lakh Rs.)	Fee per Vehicle (in Rs.)	No. of Vehicles	Fee collected (in lakh Rs.)
	2	3	4	5	6	7	8
A-Car (Note-7)	0	0	842	134752	Note-1	646	101920
B-LCV	0	0	135	32733		155	36300
C-Bus	0	0	36	21600		52	29538
D-Truck	0	0	260	86977		295	95960
E-Three-axle vehicle	0	0	62	47270		57	43847
F-Multi-axle Truck	0	0	735	722526		812	755415
G-Oversized vehicle	0	0	0	0		0	0
FASTag Debit Adjustment/ Chargeback Received from Bank (Net) (Note-5)	0	0	0	0	Note-5	0	0
H- Total	0	0	2070	1045858	0	2017	1062980

Day/Month wise Opening Balance of Toll Collection & Traffic

Day	29
Month	4
Year	2025
Toll Depositing Bank	State Bank Of India
Bank Account No.	39177623786

Transaction Type	Car/Jeep Count	Total Car/ Jeep Amount (in Rs.)	Bus Count	Total Bus Amount (in Rs.)	Truck Count	Total Truck Amount (in Rs.)	LCV Count	Total LCV Amount (in Rs.)	MAV (Multi Axle Vehicle Count)	Total MAV (Multi Axle Vehicle) Amount (in Rs.)	Three Axle Count	Three Axle Count Amount (in Rs.)	FASTag Debit Adjustment/ Chargeback Received from Bank (Net)
1	2	3	4	5	6	7	8	9	10	11	12	13	Note-5
Single Journey	635	98272	52	29538	295	95960	154	35804	812	755415	57	43847	0
Double User Fee (FASTag Lane Violation) (Note-6)	11	3648	0	0	0	0	1	496	0	0	0	0	0

Total Non-Tollable Traffic Count Entry Details (Note-2)						
Transaction Type	Car/Jeep Count	Bus Count	Truck Count	LCV Count	MAV (Multi Axle Vehicle Count)	Three Axle Count
1	2	3	4	5	6	7
Reuse & Exit	346	6	120	59	199	22
Exemption & Violation	270	8	17	33	13	9

Notes

1. Fee for Fastag vehicles passing two toll plazas, is collected at two plazas in few cases and therefore section wise traffic details will not be available at one plaza for same.
2. All Non-tollable traffic could not be recorded/reported due to unavailability of adequate Lanes & systems. Non-Tollable count includes Reuse of daily/return/monthly pass, exit trips, exemption and violations.
3. Reporting (FASTag/Cash/Card) - 12:00:00 AM to 11:59:59 PM.
4. Fastag Collection is net of Acquiring Bank Charges
5. FASTag Debit Adjustment/Chargeback Received from Bank (Net)
6. Double user fee (from cash vehicles entering dedicated Fastag lane) collected from vehicles are reported separately (count and revenue). These are included in vehicle category wise count and revenue.



MONTHLY/DAILY FEE STATEMENT

Project Highway: Yashwantrao Chavan Expressway

Day/Month: 30-Apr-2025

Sr. No.	Name of Toll Plaza Location	Chainage
Yashwantrao Chavan Expressway section (from Km.0+000 to 94+600)		
1	Khalapur Ramp	32+600

Type of Vehicle	For corresponding day/month of previous year 30-Apr-2024		For preceding day/month 29-Apr-2025		For the day/month reported upon 30-Apr-2025		
	No. of Vehicles	Fee collected (in lakh Rs.)	No. of Vehicles	Fee collected (in lakh Rs.)	Fee per Vehicle (in Rs.)	No. of Vehicles	Fee collected (in lakh Rs.)
1	2	3	4	5	6	7	8
A-Car (Note-7)	0	0	646	101920	Note-1	690	109728
B-LCV	0	0	155	36300		169	40718
C-Bus	0	0	52	29538		41	23340
D-Truck	0	0	295	95960		301	99668
E-Three-axle vehicle	0	0	57	43847		67	53301
F-Multi-axle Truck	0	0	812	755415		874	841635
G-Oversized vehicle	0	0	0	0	0	0	
FASTag Debit Adjustment/ Chargeback Received from Bank (Net) (Note-5)	0	0	0	0	Note-5	0	0
H- Total	0	0	2017	1062980	0	2142	1168390

Day/Month wise Opening Balance of Toll Collection & Traffic

Day	30
Month	4
Year	2025
Toll Depositing Bank	State Bank Of India
Bank Account No.	39177623786

Transaction Type	Car/Jeep Count	Total Car/ Jeep Amount (in Rs.)	Bus Count	Total Bus Amount (in Rs.)	Truck Count	Total Truck Amount (in Rs.)	LCV Count	Total LCV Amount (in Rs.)	MAV (Multi Axle Vehicle Count)	Total MAV (Multi Axle Vehicle) Amount (in Rs.)	Three Axle Count	Three Axle Count Amount (in Rs.)	FASTag Debit Adjustment/ Chargeback Received from Bank (Net)
1	2	3	4	5	6	7	8	9	10	11	12	13	Note-5
Single Journey	681	106784	41	23340	301	99668	169	40718	874	841635	67	53301	0
Double User Fee (FASTag Lane Violation) (Note-6)	9	2944	0	0	0	0	0	0	0	0	0	0	0

Total Non-Tollable Traffic Count Entry Details (Note-2)						
Transaction Type	Car/Jeep Count	Bus Count	Truck Count	LCV Count	MAV (Multi Axle Vehicle Count)	Three Axle Count
1	2	3	4	5	6	7
Reuse & Exit	414	5	116	52	160	20
Exemption & Violation	308	10	16	50	16	11

Notes

1. Fee for Fastag vehicles passing two toll plazas, is collected at two plazas in few cases and therefore section wise traffic details will not be available at one plaza for same.
2. All Non-tollable traffic could not be recorded/reported due to unavailability of adequate Lanes & systems. Non-Tollable count includes Reuse of daily/return/monthly pass, exit trips, exemption and violations.
3. Reporting (FASTag/Cash/Card) - 12:00:00 AM to 11:59:59 PM.
4. Fastag Collection is net of Acquiring Bank Charges
5. FASTag Debit Adjustment/Chargeback Received from Bank (Net)
6. Double user fee (from cash vehicles entering dedicated Fastag lane) collected from vehicles are reported separately (count and revenue). These are included in vehicle category wise count and revenue.



MONTHLY/DAILY FEE STATEMENT

Project Highway: Yashwantrao Chavan Expressway

Day/Month: 01-Apr-2025

Sr. No.	Name of Toll Plaza Location	Chainage
Yashwantrao Chavan Expressway section (from Km.0+000 to 94+600)		
1	Kusgaon (Pune Corridor)	54+500
2	Kusgaon (Mumbai Corridor)	54+500

Type of Vehicle	For corresponding day/month of previous year 1-Apr-2024		For preceding day/month 31-Mar-2025		For the day/month reported upon 1-Apr-2025		
	No. of Vehicles	Fee collected (in lakh Rs.)	No. of Vehicles	Fee collected (in lakh Rs.)	Fee per Vehicle (in Rs.)	No. of Vehicles	Fee collected (in lakh Rs.)
1	2	3	4	5	6	7	8
A-Car (Note-7)	855	144497	1729	291148	Note-1	928	161343
B-LCV	321	78976	333	79953		401	97035
C-Bus	17	7962	39	16796		21	7601
D-Truck	321	100732	334	104477		372	119546
E-Three-axle vehicle	81	59319	100	72895		87	66389
F-Multi-axle Truck	1255	1094097	1208	1141510		1567	1468171
G-Oversized vehicle	0	0	0	0		0	0
FASTag Debit Adjustment/ Chargeback Received from Bank (Net) (Note-5)	0	0	0	0	Note-5	0	3706
H- Total	2850	1485584	3743	1706778		3376	1923791

Day/Month wise Opening Balance of Toll Collection & Traffic

Day	1												
Month	4												
Year	2025												
Toll Depositing Bank	State Bank Of India												
Bank Account No.	39177623786												
Transaction Type	Car/Jeep Count	Total Car/ Jeep Amount (in Rs.)	Bus Count	Total Bus Amount (in Rs.)	Truck Count	Total Truck Amount (in Rs.)	LCV Count	Total LCV Amount (in Rs.)	MAV (Multi Axle Vehicle Count)	Total MAV (Multi Axle Vehicle) Amount (in Rs.)	Three Axle Count	Three Axle Amount (in Rs.)	FASTag Debit Adjustment/ Chargeback Received from Bank (Net) (Note-5)
1	2	3	4	5	6	7	8	9	10	11	12	13	Note-5
Single Journey	868	136063	21	7601	371	118518	399	95797	1567	1468171	86	64759	3706
Double User Fee (FASTag Lane Violation) (Note-6)	60	25280	0	0	1	1028	2	1238	0	0	1	1630	0

Total Non-Tollable Traffic Count Entry Details (Note-2)						
Transaction Type	Car/Jeep Count	Bus Count	Truck Count	LCV Count	MAV (Multi Axle Vehicle Count)	Three Axle Count
1	2	3	4	5	6	7
Reuse & Exit	653	5	263	171	1272	71
Exemption & Violation	139	0	4	15	10	1



Notes

1. Fee for Fastag vehicles passing two toll plazas, is collected at two plazas in few cases and therefore section wise traffic details will not be available at one plaza for same.
2. All Non-tollable traffic could not be recorded/reported due to unavailability of adequate Lanes & systems. Non-Tollable count includes Reuse of daily/return/monthly pass, exit trips, exemption and violations.
3. Reporting (FASTag/Cash/Card) - 12:00:00 AM to 11:59:59 PM.
4. Fastag Collection is net of Acquiring Bank Charges
5. FASTag Debit Adjustment/Chargeback Received from Bank (Net)
6. Double user fee (from cash vehicles entering dedicated Fastag lane) collected from vehicles are reported separately (count and revenue). These are included in vehicle category wise count and revenue.

MONTHLY/DAILY FEE STATEMENT

Project Highway: Yashwantrao Chavan Expressway

Day/Month: 02-Apr-2025

Sr. No.	Name of Toll Plaza Location	Chainage
Yashwantrao Chavan Expressway section (from Km.0+000 to 94+600)		
1	Kusgaon (Pune Corridor)	54+500
2	Kusgaon (Mumbai Corridor)	54+500

Type of Vehicle	For corresponding day/month of previous year 2-Apr-2024		For preceding day/month 1-Apr-2025		For the day/month reported upon 2-Apr-2025		
	No. of Vehicles	Fee collected (in lakh Rs.)	No. of Vehicles	Fee collected (in lakh Rs.)	Fee per Vehicle (in Rs.)	No. of Vehicles	Fee collected (in lakh Rs.)
1	2	3	4	5	6	7	8
A-Car (Note-7)	738	124693	928	161343	Note-1	1004	173719
B-LCV	336	82290	401	97035		390	93865
C-Bus	18	7310	21	7601		39	14918
D-Truck	390	122204	372	119546		384	118164
E-Three-axle vehicle	100	66308	87	66389		92	69806
F-Multi-axle Truck	1409	1266438	1567	1468171		1492	1428202
G-Oversized vehicle	0	0	0	0		0	0
FASTag Debit Adjustment/ Chargeback Received from Bank (Net) (Note-5)	0	5173	0	3706	Note-5	0	-271
H- Total	2991	1674416	3376	1923791		3401	1898403

Day/Month wise Opening Balance of Toll Collection & Traffic

Day	2												
Month	4												
Year	2025												
Toll Depositing Bank	State Bank Of India												
Bank Account No.	39177623786												
Transaction Type	Car/Jeep Count	Total Car/ Jeep Amount (in Rs.)	Bus Count	Total Bus Amount (in Rs.)	Truck Count	Total Truck Amount (in Rs.)	LCV Count	Total LCV Amount (in Rs.)	MAV (Multi Axle Vehicle Count)	Total MAV (Multi Axle Vehicle) Amount (in Rs.)	Three Axle Count	Three Axle Amount (in Rs.)	FASTag Debit Adjustment/ Chargeback Received from Bank (Net) (Note-5)
1	2	3	4	5	6	7	8	9	10	11	12	13	Note-5
Single Journey	949	149399	39	14918	383	117136	386	91635	1491	1424954	91	68176	-271
Double User Fee (FASTag Lane Violation) (Note-6)	55	24320	0	0	1	1028	4	2230	1	3248	1	1630	0

Total Non-Tollable Traffic Count Entry Details (Note-2)						
Transaction Type	Car/Jeep Count	Bus Count	Truck Count	LCV Count	MAV (Multi Axle Vehicle Count)	Three Axle Count
1	2	3	4	5	6	7
Reuse & Exit	683	19	297	173	1420	96
Exemption & Violation	169	1	5	11	8	0



Notes

1. Fee for Fastag vehicles passing two toll plazas, is collected at two plazas in few cases and therefore section wise traffic details will not be available at one plaza for same.
2. All Non-tollable traffic could not be recorded/reported due to unavailability of adequate Lanes & systems. Non-Tollable count includes Reuse of daily/return/monthly pass, exit trips, exemption and violations.
3. Reporting (FASTag/Cash/Card) - 12:00:00 AM to 11:59:59 PM.
4. Fastag Collection is net of Acquiring Bank Charges
5. FASTag Debit Adjustment/Chargeback Received from Bank (Net)
6. Double user fee (from cash vehicles entering dedicated Fastag lane) collected from vehicles are reported separately (count and revenue). These are included in vehicle category wise count and revenue.

MONTHLY/DAILY FEE STATEMENT

Project Highway: Yashwantrao Chavan Expressway

Day/Month: 03-Apr-2025

Sr. No.	Name of Toll Plaza Location	Chainage
Yashwantrao Chavan Expressway section (from Km.0+000 to 94+600)		
1	Kusgaon (Pune Corridor)	54+500
2	Kusgaon (Mumbai Corridor)	54+500

Type of Vehicle	For corresponding day/month of previous year 2-Apr-2024		For preceding day/month 2-Apr-2025		For the day/month reported upon 3-Apr-2025		
	No. of Vehicles	Fee collected (in lakh Rs.)	No. of Vehicles	Fee collected (in lakh Rs.)	Fee per Vehicle (in Rs.)	No. of Vehicles	Fee collected (in lakh Rs.)
1	2	3	4	5	6	7	8
A-Car (Note-7)	843	138437	1004	173719	Note-1	958	163529
B-LCV	437	105081	390	93865		408	98175
C-Bus	40	17243	39	14918		33	11729
D-Truck	434	137115	384	118164		399	122615
E-Three-axle vehicle	116	83860	92	69806		80	59878
F-Multi-axle Truck	1545	1385626	1492	1428202		1597	1495630
G-Oversized vehicle	0	0	0	0		0	0
FASTag Debit Adjustment/ Chargeback Received from Bank (Net) (Note-5)	0	2057	0	-271	Note-5	0	1571
H- Total	3415	1869418	3401	1898403		3475	1953126

Day/Month wise Opening Balance of Toll Collection & Traffic

Day	3												
Month	4												
Year	2025												
Toll Depositing Bank	State Bank Of India												
Bank Account No.	39177623786												
Transaction Type	Car/Jeep Count	Total Car/ Jeep Amount (in Rs.)	Bus Count	Total Bus Amount (in Rs.)	Truck Count	Total Truck Amount (in Rs.)	LCV Count	Total LCV Amount (in Rs.)	MAV (Multi Axle Vehicle Count)	Total MAV (Multi Axle Vehicle) Amount (in Rs.)	Three Axle Count	Three Axle Amount (in Rs.)	FASTag Debit Adjustment/ Chargeback Received from Bank (Net) (Note-5)
1	2	3	4	5	6	7	8	9	10	11	12	13	Note-5
Single Journey	898	139209	33	11729	399	122615	405	96687	1596	1493464	80	59878	1571
Double User Fee (FASTag Lane Violation) (Note-6)	60	24320	0	0	0	0	3	1488	1	2166	0	0	0

Total Non-Tollable Traffic Count Entry Details (Note-2)						
Transaction Type	Car/Jeep Count	Bus Count	Truck Count	LCV Count	MAV (Multi Axle Vehicle Count)	Three Axle Count
1	2	3	4	5	6	7
Reuse & Exit	853	22	297	223	1361	78
Exemption & Violation	301	8	9	24	13	0



Notes

1. Fee for Fastag vehicles passing two toll plazas, is collected at two plazas in few cases and therefore section wise traffic details will not be available at one plaza for same.
2. All Non-tollable traffic could not be recorded/reported due to unavailability of adequate Lanes & systems. Non-Tollable count includes Reuse of daily/return/monthly pass, exit trips, exemption and violations.
3. Reporting (FASTag/Cash/Card) - 12:00:00 AM to 11:59:59 PM.
4. Fastag Collection is net of Acquiring Bank Charges
5. FASTag Debit Adjustment/Chargeback Received from Bank (Net)
6. Double user fee (from cash vehicles entering dedicated Fastag lane) collected from vehicles are reported separately (count and revenue). These are included in vehicle category wise count and revenue.

MONTHLY/DAILY FEE STATEMENT

Project Highway: Yashwantrao Chavan Expressway

Day/Month: 04-Apr-2025

Sr. No.	Name of Toll Plaza Location	Chainage
Yashwantrao Chavan Expressway section (from Km.0+000 to 94+600)		
1	Kusgaon (Pune Corridor)	54+500
2	Kusgaon (Mumbai Corridor)	54+500

Type of Vehicle	For corresponding day/month of previous year 4-Apr-2024		For preceding day/month 3-Apr-2025		For the day/month reported upon 4-Apr-2025		
	No. of Vehicles	Fee collected (in lakh Rs.)	No. of Vehicles	Fee collected (in lakh Rs.)	Fee per Vehicle (in Rs.)	No. of Vehicles	Fee collected (in lakh Rs.)
1	2	3	4	5	6	7	8
A-Car (Note-7)	736	125455	958	163529	Note-1	1734	289838
B-LCV	376	91980	408	98175		464	113278
C-Bus	25	9841	33	11729		41	18581
D-Truck	403	126169	399	122615		391	122208
E-Three-axle vehicle	93	66233	80	59878		96	70942
F-Multi-axle Truck	1584	1405263	1597	1495630		1555	1458230
G-Oversized vehicle	0	0	0	0		0	0
FASTag Debit Adjustment/ Chargeback Received from Bank (Net) (Note-5)	0	1586	0	1571	Note-5	0	941
H- Total	3217	1826528	3475	1953126		4281	2074018

Day/Month wise Opening Balance of Toll Collection & Traffic

Day	4												
Month	4												
Year	2025												
Toll Depositing Bank	State Bank Of India												
Bank Account No.	39177623786												
Transaction Type	Car/Jeep Count	Total Car/ Jeep Amount (in Rs.)	Bus Count	Total Bus Amount (in Rs.)	Truck Count	Total Truck Amount (in Rs.)	LCV Count	Total LCV Amount (in Rs.)	MAV (Multi Axle Vehicle Count)	Total MAV (Multi Axle Vehicle) Amount (in Rs.)	Three Axle Count	Three Axle Amount (in Rs.)	FASTag Debit Adjustment/ Chargeback Received from Bank (Net) (Note-5)
1	2	3	4	5	6	7	8	9	10	11	12	13	Note-5
Single Journey	1623	244654	40	17641	390	121180	457	109560	1554	1454982	96	70942	941
Double User Fee (FASTag Lane Violation) (Note-6)	111	45184	1	940	1	1028	7	3718	1	3248	0	0	0

Total Non-Tollable Traffic Count Entry Details (Note-2)						
Transaction Type	Car/Jeep Count	Bus Count	Truck Count	LCV Count	MAV (Multi Axle Vehicle Count)	Three Axle Count
1	2	3	4	5	6	7
Reuse & Exit	1814	32	342	244	1285	106
Exemption & Violation	1063	12	15	39	10	3



Notes

1. Fee for Fastag vehicles passing two toll plazas, is collected at two plazas in few cases and therefore section wise traffic details will not be available at one plaza for same.
2. All Non-tollable traffic could not be recorded/reported due to unavailability of adequate Lanes & systems. Non-Tollable count includes Reuse of daily/return/monthly pass, exit trips, exemption and violations.
3. Reporting (FASTag/Cash/Card) - 12:00:00 AM to 11:59:59 PM.
4. Fastag Collection is net of Acquiring Bank Charges
5. FASTag Debit Adjustment/Chargeback Received from Bank (Net)
6. Double user fee (from cash vehicles entering dedicated Fastag lane) collected from vehicles are reported separately (count and revenue). These are included in vehicle category wise count and revenue.

MONTHLY/DAILY FEE STATEMENT

Project Highway: Yashwantrao Chavan Expressway

Day/Month: 05-Apr-2025

Sr. No.	Name of Toll Plaza Location	Chainage
Yashwantrao Chavan Expressway section (from Km.0+000 to 94+600)		
1	Kusgaon (Pune Corridor)	54+500
2	Kusgaon (Mumbai Corridor)	54+500

Type of Vehicle	For corresponding day/month of previous year 5-Apr-2024		For preceding day/month 4-Apr-2025		For the day/month reported upon 5-Apr-2025		
	No. of Vehicles	Fee collected (in lakh Rs.)	No. of Vehicles	Fee collected (in lakh Rs.)	Fee per Vehicle (in Rs.)	No. of Vehicles	Fee collected (in lakh Rs.)
1	2	3	4	5	6	7	8
A-Car (Note-7)	822	140274	1734	289838	Note-1	2780	471901
B-LCV	407	96475	464	113278		550	133969
C-Bus	34	14435	41	18581		93	42882
D-Truck	448	141286	391	122208		435	133019
E-Three-axle vehicle	91	64845	96	70942		105	72407
F-Multi-axle Truck	1564	1427757	1555	1458230		1656	1560925
G-Oversized vehicle	0	0	0	0		0	0
FASTag Debit Adjustment/ Chargeback Received from Bank (Net) (Note-5)	0	1468	0	941	Note-5	0	1929
H- Total	3366	1886540	4281	2074018		5619	2417032

Day/Month wise Opening Balance of Toll Collection & Traffic

Day	5
Month	4
Year	2025
Toll Depositing Bank	State Bank Of India
Bank Account No.	39177623786

Transaction Type	Car/Jeep Count	Total Car/ Jeep Amount (in Rs.)	Bus Count	Total Bus Amount (in Rs.)	Truck Count	Total Truck Amount (in Rs.)	LCV Count	Total LCV Amount (in Rs.)	MAV (Multi Axle Vehicle Count)	Total MAV (Multi Axle Vehicle) Amount (in Rs.)	Three Axle Count	Three Axle Amount (in Rs.)	FASTag Debit Adjustment/ Chargeback Received from Bank (Net) (Note-5)
1	2	3	4	5	6	7	8	9	10	11	12	13	Note-5
Single Journey	2651	416541	93	42882	435	133019	542	129411	1656	1560925	105	72407	1929
Double User Fee (FASTag Lane Violation) (Note-6)	129	55360	0	0	0	0	8	4558	0	0	0	0	0

Total Non-Tollable Traffic Count Entry Details (Note-2)						
Transaction Type	Car/Jeep Count	Bus Count	Truck Count	LCV Count	MAV (Multi Axle Vehicle Count)	Three Axle Count
1	2	3	4	5	6	7
Reuse & Exit	1437	20	292	194	1313	92
Exemption & Violation	859	11	6	22	13	6



Notes

1. Fee for Fastag vehicles passing two toll plazas, is collected at two plazas in few cases and therefore section wise traffic details will not be available at one plaza for same.
2. All Non-tollable traffic could not be recorded/reported due to unavailability of adequate Lanes & systems. Non-Tollable count includes Reuse of daily/return/monthly pass, exit trips, exemption and violations.
3. Reporting (FASTag/Cash/Card) - 12:00:00 AM to 11:59:59 PM.
4. Fastag Collection is net of Acquiring Bank Charges
5. FASTag Debit Adjustment/Chargeback Received from Bank (Net)
6. Double user fee (from cash vehicles entering dedicated Fastag lane) collected from vehicles are reported separately (count and revenue). These are included in vehicle category wise count and revenue.

MONTHLY/DAILY FEE STATEMENT

Project Highway: Yashwantrao Chavan Expressway

Day/Month: 06-Apr-2025

Sr. No.	Name of Toll Plaza Location	Chainage
Yashwantrao Chavan Expressway section (from Km.0+000 to 94+600)		
1	Kusgaon (Pune Corridor)	54+500
2	Kusgaon (Mumbai Corridor)	54+500

Type of Vehicle	For corresponding day/month of previous year 6-Apr-2024		For preceding day/month 5-Apr-2025		For the day/month reported upon 6-Apr-2025		
	No. of Vehicles	Fee collected (in lakh Rs.)	No. of Vehicles	Fee collected (in lakh Rs.)	Fee per Vehicle (in Rs.)	No. of Vehicles	Fee collected (in lakh Rs.)
1	2	3	4	5	6	7	8
A-Car (Note-7)	1269	213301	2780	471901	Note-1	2588	442029
B-LCV	383	94209	550	133969		325	79061
C-Bus	48	20244	93	42882		68	31153
D-Truck	379	121013	435	133019		302	94755
E-Three-axle vehicle	85	62570	105	72407		72	51417
F-Multi-axle Truck	1735	1584974	1656	1560925		1215	1147347
G-Oversized vehicle	0	0	0	0		0	0
FASTag Debit Adjustment/ Chargeback Received from Bank (Net) (Note-5)	0	676	0	1929	Note-5	0	0
H- Total	3899	2096986	5619	2417032		4570	1845761

Day/Month wise Opening Balance of Toll Collection & Traffic

Day	6												
Month	4												
Year	2025												
Toll Depositing Bank	State Bank Of India												
Bank Account No.	39177623786												
Transaction Type	Car/Jeep Count	Total Car/ Jeep Amount (in Rs.)	Bus Count	Total Bus Amount (in Rs.)	Truck Count	Total Truck Amount (in Rs.)	LCV Count	Total LCV Amount (in Rs.)	MAV (Multi Axle Vehicle Count)	Total MAV (Multi Axle Vehicle) Amount (in Rs.)	Three Axle Count	Three Axle Amount (in Rs.)	FASTag Debit Adjustment/ Chargeback Received from Bank (Net) (Note-5)
1	2	3	4	5	6	7	8	9	10	11	12	13	Note-5
Single Journey	2470	389549	68	31153	301	93727	320	75843	1215	1147347	72	51417	0
Double User Fee (FASTag Lane Violation) (Note-6)	118	52480	0	0	1	1028	5	3218	0	0	0	0	0

Total Non-Tollable Traffic Count Entry Details (Note-2)						
Transaction Type	Car/Jeep Count	Bus Count	Truck Count	LCV Count	MAV (Multi Axle Vehicle Count)	Three Axle Count
1	2	3	4	5	6	7
Reuse & Exit	934	17	224	169	1094	68
Exemption & Violation	242	0	5	9	10	3



Notes

1. Fee for Fastag vehicles passing two toll plazas, is collected at two plazas in few cases and therefore section wise traffic details will not be available at one plaza for same.
2. All Non-tollable traffic could not be recorded/reported due to unavailability of adequate Lanes & systems. Non-Tollable count includes Reuse of daily/return/monthly pass, exit trips, exemption and violations.
3. Reporting (FASTag/Cash/Card) - 12:00:00 AM to 11:59:59 PM.
4. Fastag Collection is net of Acquiring Bank Charges
5. FASTag Debit Adjustment/Chargeback Received from Bank (Net)
6. Double user fee (from cash vehicles entering dedicated Fastag lane) collected from vehicles are reported separately (count and revenue). These are included in vehicle category wise count and revenue.

MONTHLY/DAILY FEE STATEMENT

Project Highway: Yashwantrao Chavan Expressway

Day/Month: 07-Apr-2025

Sr. No.	Name of Toll Plaza Location	Chainage
Yashwantrao Chavan Expressway section (from Km.0+000 to 94+600)		
1	Kusgaon (Pune Corridor)	54+500
2	Kusgaon (Mumbai Corridor)	54+500

Type of Vehicle	For corresponding day/month of previous year 7-Apr-2024		For preceding day/month 6-Apr-2025		For the day/month reported upon 7-Apr-2025		
	No. of Vehicles	Fee collected (in lakh Rs.)	No. of Vehicles	Fee collected (in lakh Rs.)	Fee per Vehicle (in Rs.)	No. of Vehicles	Fee collected (in lakh Rs.)
1	2	3	4	5	6	7	8
A-Car (Note-7)	2438	427612	2588	442029	Note-1	926	155307
B-LCV	338	84370	325	79061		325	78667
C-Bus	89	39174	68	31153		32	12384
D-Truck	294	93280	302	94755		346	108929
E-Three-axle vehicle	77	51519	72	51417		97	70454
F-Multi-axle Truck	1343	1164487	1215	1147347		1232	1169623
G-Oversized vehicle	0	0	0	0		0	0
FASTag Debit Adjustment/ Chargeback Received from Bank (Net) (Note-5)	0	0	0	0	Note-5	0	4324
H- Total	4579	1860442	4570	1845761		2958	1599688

Day/Month wise Opening Balance of Toll Collection & Traffic

Day	7
Month	4
Year	2025
Toll Depositing Bank	State Bank Of India
Bank Account No.	39177623786

Transaction Type	Car/Jeep Count	Total Car/ Jeep Amount (in Rs.)	Bus Count	Total Bus Amount (in Rs.)	Truck Count	Total Truck Amount (in Rs.)	LCV Count	Total LCV Amount (in Rs.)	MAV (Multi Axle Vehicle Count)	Total MAV (Multi Axle Vehicle) Amount (in Rs.)	Three Axle Count	Three Axle Amount (in Rs.)	FASTag Debit Adjustment/ Chargeback Received from Bank (Net) (Note-5)
1	2	3	4	5	6	7	8	9	10	11	12	13	Note-5
Single Journey	885	138187	32	12384	345	108243	320	75843	1231	1166375	97	70454	4324
Double User Fee (FASTag Lane Violation) (Note-6)	41	17120	0	0	1	686	5	2824	1	3248	0	0	0

Total Non-Tollable Traffic Count Entry Details (Note-2)						
Transaction Type	Car/Jeep Count	Bus Count	Truck Count	LCV Count	MAV (Multi Axle Vehicle Count)	Three Axle Count
1	2	3	4	5	6	7
Reuse & Exit	543	6	300	199	1011	85
Exemption & Violation	169	0	4	18	8	11



Notes

1. Fee for Fastag vehicles passing two toll plazas, is collected at two plazas in few cases and therefore section wise traffic details will not be available at one plaza for same.
2. All Non-tollable traffic could not be recorded/reported due to unavailability of adequate Lanes & systems. Non-Tollable count includes Reuse of daily/return/monthly pass, exit trips, exemption and violations.
3. Reporting (FASTag/Cash/Card) - 12:00:00 AM to 11:59:59 PM.
4. Fastag Collection is net of Acquiring Bank Charges
5. FASTag Debit Adjustment/Chargeback Received from Bank (Net)
6. Double user fee (from cash vehicles entering dedicated Fastag lane) collected from vehicles are reported separately (count and revenue). These are included in vehicle category wise count and revenue.

MONTHLY/DAILY FEE STATEMENT

Project Highway: Yashwantrao Chavan Expressway

Day/Month: 08-Apr-2025

Sr. No.	Name of Toll Plaza Location	Chainage
Yashwantrao Chavan Expressway section (from Km.0+000 to 94+600)		
1	Kusgaon (Pune Corridor)	54+500
2	Kusgaon (Mumbai Corridor)	54+500

Type of Vehicle	For corresponding day/month of previous year 8-Apr-2024		For preceding day/month 7-Apr-2025		For the day/month reported upon 8-Apr-2025		
	No. of Vehicles	Fee collected (in lakh Rs.)	No. of Vehicles	Fee collected (in lakh Rs.)	Fee per Vehicle (in Rs.)	No. of Vehicles	Fee collected (in lakh Rs.)
1	2	3	4	5	6	7	8
A-Car (Note-7)	874	145104	926	155307	Note-1	893	152019
B-LCV	340	82190	325	78667		414	98913
C-Bus	24	11811	32	12384		25	10979
D-Truck	351	110993	346	108929		429	130279
E-Three-axle vehicle	68	49406	97	70454		98	68013
F-Multi-axle Truck	1234	1138848	1232	1169623		1559	1467754
G-Oversized vehicle	0	0	0	0		0	0
FASTag Debit Adjustment/ Chargeback Received from Bank (Net) (Note-5)	0	0	0	4324	Note-5	0	3132
H- Total	2891	1538351	2958	1599688		3418	1931090

Day/Month wise Opening Balance of Toll Collection & Traffic

Day	8												
Month	4												
Year	2025												
Toll Depositing Bank	State Bank Of India												
Bank Account No.	39177623786												
Transaction Type	Car/Jeep Count	Total Car/ Jeep Amount (in Rs.)	Bus Count	Total Bus Amount (in Rs.)	Truck Count	Total Truck Amount (in Rs.)	LCV Count	Total LCV Amount (in Rs.)	MAV (Multi Axle Vehicle Count)	Total MAV (Multi Axle Vehicle) Amount (in Rs.)	Three Axle Count	Three Axle Amount (in Rs.)	FASTag Debit Adjustment/ Chargeback Received from Bank (Net) (Note-5)
1	2	3	4	5	6	7	8	9	10	11	12	13	Note-5
Single Journey	850	133459	25	10979	427	128907	407	95195	1556	1458010	98	68013	3132
Double User Fee (FASTag Lane Violation) (Note-6)	43	18560	0	0	2	1372	7	3718	3	9744	0	0	0

Total Non-Tollable Traffic Count Entry Details (Note-2)						
Transaction Type	Car/Jeep Count	Bus Count	Truck Count	LCV Count	MAV (Multi Axle Vehicle Count)	Three Axle Count
1	2	3	4	5	6	7
Reuse & Exit	602	13	345	229	1253	82
Exemption & Violation	150	0	7	20	16	12



Notes

1. Fee for Fastag vehicles passing two toll plazas, is collected at two plazas in few cases and therefore section wise traffic details will not be available at one plaza for same.
2. All Non-tollable traffic could not be recorded/reported due to unavailability of adequate Lanes & systems. Non-Tollable count includes Reuse of daily/return/monthly pass, exit trips, exemption and violations.
3. Reporting (FASTag/Cash/Card) - 12:00:00 AM to 11:59:59 PM.
4. Fastag Collection is net of Acquiring Bank Charges
5. FASTag Debit Adjustment/Chargeback Received from Bank (Net)
6. Double user fee (from cash vehicles entering dedicated Fastag lane) collected from vehicles are reported separately (count and revenue). These are included in vehicle category wise count and revenue.

MONTHLY/DAILY FEE STATEMENT

Project Highway: Yashwantrao Chavan Expressway

Day/Month: 09-Apr-2025

Sr. No.	Name of Toll Plaza Location	Chainage
Yashwantrao Chavan Expressway section (from Km.0+000 to 94+600)		
1	Kusgaon (Pune Corridor)	54+500
2	Kusgaon (Mumbai Corridor)	54+500

Type of Vehicle	For corresponding day/month of previous year 9-Apr-2024		For preceding day/month 8-Apr-2025		For the day/month reported upon 9-Apr-2025		
	No. of Vehicles	Fee collected (in lakh Rs.)	No. of Vehicles	Fee collected (in lakh Rs.)	Fee per Vehicle (in Rs.)	No. of Vehicles	Fee collected (in lakh Rs.)
1	2	3	4	5	6	7	8
A-Car (Note-7)	1010	172018	893	152019	Note-1	864	148028
B-LCV	312	75169	414	98913		440	105548
C-Bus	24	10120	25	10979		26	11448
D-Truck	337	107026	429	130279		446	138158
E-Three-axle vehicle	74	54281	98	68013		102	76474
F-Multi-axle Truck	1312	1129709	1559	1467754		1652	1545350
G-Oversized vehicle	0	0	0	0		0	0
FASTag Debit Adjustment/ Chargeback Received from Bank (Net) (Note-5)	0	3235	0	3132	Note-5	0	156
H- Total	3069	1551559	3418	1931090		3530	2025162

Day/Month wise Opening Balance of Toll Collection & Traffic

Day	9
Month	4
Year	2025
Toll Depositing Bank	State Bank Of India
Bank Account No.	39177623786

Transaction Type	Car/Jeep Count	Total Car/ Jeep Amount (in Rs.)	Bus Count	Total Bus Amount (in Rs.)	Truck Count	Total Truck Amount (in Rs.)	LCV Count	Total LCV Amount (in Rs.)	MAV (Multi Axle Vehicle Count)	Total MAV (Multi Axle Vehicle) Amount (in Rs.)	Three Axle Count	Three Axle Amount (in Rs.)	FASTag Debit Adjustment/ Chargeback Received from Bank (Net) (Note-5)
1	2	3	4	5	6	7	8	9	10	11	12	13	Note-5
Single Journey	820	128668	26	11448	446	138158	437	103814	1652	1545350	102	76474	156
Double User Fee (FASTag Lane Violation) (Note-6)	44	19360	0	0	0	0	3	1734	0	0	0	0	0

Total Non-Tollable Traffic Count Entry Details (Note-2)						
Transaction Type	Car/Jeep Count	Bus Count	Truck Count	LCV Count	MAV (Multi Axle Vehicle Count)	Three Axle Count
1	2	3	4	5	6	7
Reuse & Exit	583	24	322	224	1304	89
Exemption & Violation	164	2	4	14	12	1



Notes

1. Fee for Fastag vehicles passing two toll plazas, is collected at two plazas in few cases and therefore section wise traffic details will not be available at one plaza for same.
2. All Non-tollable traffic could not be recorded/reported due to unavailability of adequate Lanes & systems. Non-Tollable count includes Reuse of daily/return/monthly pass, exit trips, exemption and violations.
3. Reporting (FASTag/Cash/Card) - 12:00:00 AM to 11:59:59 PM.
4. Fastag Collection is net of Acquiring Bank Charges
5. FASTag Debit Adjustment/Chargeback Received from Bank (Net)
6. Double user fee (from cash vehicles entering dedicated Fastag lane) collected from vehicles are reported separately (count and revenue). These are included in vehicle category wise count and revenue.

MONTHLY/DAILY FEE STATEMENT

Project Highway: Yashwantrao Chavan Expressway

Day/Month: 10-Apr-2025

Sr. No.	Name of Toll Plaza Location	Chainage
Yashwantrao Chavan Expressway section (from Km.0+000 to 94+600)		
1	Kusgaon (Pune Corridor)	54+500
2	Kusgaon (Mumbai Corridor)	54+500

Type of Vehicle	For corresponding day/month of previous year 10-Apr-2024		For preceding day/month 9-Apr-2025		For the day/month reported upon 10-Apr-2025		
	No. of Vehicles	Fee collected (in lakh Rs.)	No. of Vehicles	Fee collected (in lakh Rs.)	Fee per Vehicle (in Rs.)	No. of Vehicles	Fee collected (in lakh Rs.)
1	2	3	4	5	6	7	8
A-Car (Note-7)	799	136693	864	148028	Note-1	1093	185339
B-LCV	316	76646	440	105548		395	94753
C-Bus	23	10026	26	11448		46	21395
D-Truck	349	107565	446	138158		410	128028
E-Three-axle vehicle	109	80122	102	76474		111	77939
F-Multi-axle Truck	1240	1102969	1652	1545350		1574	1425112
G-Oversized vehicle	0	0	0	0		0	0
FASTag Debit Adjustment/ Chargeback Received from Bank (Net) (Note-5)	0	3086	0	156	Note-5	0	-2162
H- Total	2836	1517107	3530	2025162		3629	1930403

Day/Month wise Opening Balance of Toll Collection & Traffic

Day	10												
Month	4												
Year	2025												
Toll Depositing Bank	State Bank Of India												
Bank Account No.	39177623786												
Transaction Type	Car/Jeep Count	Total Car/ Jeep Amount (in Rs.)	Bus Count	Total Bus Amount (in Rs.)	Truck Count	Total Truck Amount (in Rs.)	LCV Count	Total LCV Amount (in Rs.)	MAV (Multi Axle Vehicle Count)	Total MAV (Multi Axle Vehicle) Amount (in Rs.)	Three Axle Count	Three Axle Amount (in Rs.)	FASTag Debit Adjustment/ Chargeback Received from Bank (Net) (Note-5)
1	2	3	4	5	6	7	8	9	10	11	12	13	Note-5
Single Journey	1045	165499	45	19987	410	128028	390	91781	1573	1421864	111	77939	-2162
Double User Fee (FASTag Lane Violation) (Note-6)	48	19840	1	1408	0	0	5	2972	1	3248	0	0	0

Total Non-Tollable Traffic Count Entry Details (Note-2)						
Transaction Type	Car/Jeep Count	Bus Count	Truck Count	LCV Count	MAV (Multi Axle Vehicle Count)	Three Axle Count
1	2	3	4	5	6	7
Reuse & Exit	695	36	346	214	1400	91
Exemption & Violation	159	3	6	11	21	3



Notes

1. Fee for Fastag vehicles passing two toll plazas, is collected at two plazas in few cases and therefore section wise traffic details will not be available at one plaza for same.
2. All Non-tollable traffic could not be recorded/reported due to unavailability of adequate Lanes & systems. Non-Tollable count includes Reuse of daily/return/monthly pass, exit trips, exemption and violations.
3. Reporting (FASTag/Cash/Card) - 12:00:00 AM to 11:59:59 PM.
4. Fastag Collection is net of Acquiring Bank Charges
5. FASTag Debit Adjustment/Chargeback Received from Bank (Net)
6. Double user fee (from cash vehicles entering dedicated Fastag lane) collected from vehicles are reported separately (count and revenue). These are included in vehicle category wise count and revenue.

MONTHLY/DAILY FEE STATEMENT

Project Highway: Yashwantrao Chavan Expressway

Day/Month: 11-Apr-2025

Sr. No.	Name of Toll Plaza Location	Chainage
Yashwantrao Chavan Expressway section (from Km.0+000 to 94+600)		
1	Kusgaon (Pune Corridor)	54+500
2	Kusgaon (Mumbai Corridor)	54+500

Type of Vehicle	For corresponding day/month of previous year 11-Apr-2024		For preceding day/month 10-Apr-2025		For the day/month reported upon 11-Apr-2025		
	No. of Vehicles	Fee collected (in lakh Rs.)	No. of Vehicles	Fee collected (in lakh Rs.)	Fee per Vehicle (in Rs.)	No. of Vehicles	Fee collected (in lakh Rs.)
1	2	3	4	5	6	7	8
A-Car (Note-7)	1096	179899	1093	185339	Note-1	769	134044
B-LCV	329	78524	395	94753		360	88522
C-Bus	22	8433	46	21395		29	10977
D-Truck	405	126511	410	128028		387	119878
E-Three-axle vehicle	94	64033	111	77939		87	62319
F-Multi-axle Truck	1332	1165140	1574	1425112		1403	1234618
G-Oversized vehicle	0	0	0	0		0	0
FASTag Debit Adjustment/ Chargeback Received from Bank (Net) (Note-5)	0	0	0	-2162	Note-5	0	2540
H- Total	3278	1622540	3629	1930403		3035	1652898

Day/Month wise Opening Balance of Toll Collection & Traffic

Day	11												
Month	4												
Year	2025												
Toll Depositing Bank	State Bank Of India												
Bank Account No.	39177623786												
Transaction Type	Car/Jeep Count	Total Car/ Jeep Amount (in Rs.)	Bus Count	Total Bus Amount (in Rs.)	Truck Count	Total Truck Amount (in Rs.)	LCV Count	Total LCV Amount (in Rs.)	MAV (Multi Axle Vehicle Count)	Total MAV (Multi Axle Vehicle) Amount (in Rs.)	Three Axle Count	Three Axle Amount (in Rs.)	FASTag Debit Adjustment/ Chargeback Received from Bank (Net) (Note-5)
1	2	3	4	5	6	7	8	9	10	11	12	13	Note-5
Single Journey	714	110364	29	10977	387	119878	354	85054	1403	1234618	87	62319	2540
Double User Fee (FASTag Lane Violation) (Note-6)	55	23680	0	0	0	0	6	3468	0	0	0	0	0

Total Non-Tollable Traffic Count Entry Details (Note-2)						
Transaction Type	Car/Jeep Count	Bus Count	Truck Count	LCV Count	MAV (Multi Axle Vehicle Count)	Three Axle Count
1	2	3	4	5	6	7
Reuse & Exit	1217	24	377	262	1386	99
Exemption & Violation	172	1	7	19	6	0



Notes

1. Fee for Fastag vehicles passing two toll plazas, is collected at two plazas in few cases and therefore section wise traffic details will not be available at one plaza for same.
2. All Non-tollable traffic could not be recorded/reported due to unavailability of adequate Lanes & systems. Non-Tollable count includes Reuse of daily/return/monthly pass, exit trips, exemption and violations.
3. Reporting (FASTag/Cash/Card) - 12:00:00 AM to 11:59:59 PM.
4. Fastag Collection is net of Acquiring Bank Charges
5. FASTag Debit Adjustment/Chargeback Received from Bank (Net)
6. Double user fee (from cash vehicles entering dedicated Fastag lane) collected from vehicles are reported separately (count and revenue). These are included in vehicle category wise count and revenue.

MONTHLY/DAILY FEE STATEMENT

Project Highway: Yashwantrao Chavan Expressway

Day/Month: 12-Apr-2025

Sr. No.	Name of Toll Plaza Location	Chainage
Yashwantrao Chavan Expressway section (from Km.0+000 to 94+600)		
1	Kusgaon (Pune Corridor)	54+500
2	Kusgaon (Mumbai Corridor)	54+500

Type of Vehicle	For corresponding day/month of previous year 12-Apr-2024		For preceding day/month 11-Apr-2025		For the day/month reported upon 12-Apr-2025		
	No. of Vehicles	Fee collected (in lakh Rs.)	No. of Vehicles	Fee collected (in lakh Rs.)	Fee per Vehicle (in Rs.)	No. of Vehicles	Fee collected (in lakh Rs.)
1	2	3	4	5	6	7	8
A-Car (Note-7)	1156	197806	769	134044	Note-1	1591	275584
B-LCV	351	85259	360	88522		438	104854
C-Bus	30	12935	29	10977		66	29555
D-Truck	377	116043	387	119878		425	133028
E-Three-axle vehicle	99	73946	87	62319		84	62481
F-Multi-axle Truck	1426	1280475	1403	1234618		1563	1451730
G-Oversized vehicle	0	0	0	0		0	0
FASTag Debit Adjustment/ Chargeback Received from Bank (Net) (Note-5)	0	0	0	2540	Note-5	0	-149
H- Total	3439	1766463	3035	1652898		4167	2057084

Day/Month wise Opening Balance of Toll Collection & Traffic

Day	12												
Month	4												
Year	2025												
Toll Depositing Bank	State Bank Of India												
Bank Account No.	39177623786												
Transaction Type	Car/Jeep Count	Total Car/ Jeep Amount (in Rs.)	Bus Count	Total Bus Amount (in Rs.)	Truck Count	Total Truck Amount (in Rs.)	LCV Count	Total LCV Amount (in Rs.)	MAV (Multi Axle Vehicle Count)	Total MAV (Multi Axle Vehicle) Amount (in Rs.)	Three Axle Count	Three Axle Amount (in Rs.)	FASTag Debit Adjustment/ Chargeback Received from Bank (Net) (Note-5)
1	2	3	4	5	6	7	8	9	10	11	12	13	Note-5
Single Journey	1490	234400	65	28615	420	129256	435	103120	1563	1451730	84	62481	-149
Double User Fee (FASTag Lane Violation) (Note-6)	101	41184	1	940	5	3772	3	1734	0	0	0	0	0

Total Non-Tollable Traffic Count Entry Details (Note-2)						
Transaction Type	Car/Jeep Count	Bus Count	Truck Count	LCV Count	MAV (Multi Axle Vehicle Count)	Three Axle Count
1	2	3	4	5	6	7
Reuse & Exit	1638	20	308	226	1336	98
Exemption & Violation	195	0	10	16	7	1



Notes

1. Fee for Fastag vehicles passing two toll plazas, is collected at two plazas in few cases and therefore section wise traffic details will not be available at one plaza for same.
2. All Non-tollable traffic could not be recorded/reported due to unavailability of adequate Lanes & systems. Non-Tollable count includes Reuse of daily/return/monthly pass, exit trips, exemption and violations.
3. Reporting (FASTag/Cash/Card) - 12:00:00 AM to 11:59:59 PM.
4. Fastag Collection is net of Acquiring Bank Charges
5. FASTag Debit Adjustment/Chargeback Received from Bank (Net)
6. Double user fee (from cash vehicles entering dedicated Fastag lane) collected from vehicles are reported separately (count and revenue). These are included in vehicle category wise count and revenue.

MONTHLY/DAILY FEE STATEMENT

Project Highway: Yashwantrao Chavan Expressway

Day/Month: 13-Apr-2025

Sr. No.	Name of Toll Plaza Location	Chainage
Yashwantrao Chavan Expressway section (from Km.0+000 to 94+600)		
1	Kusgaon (Pune Corridor)	54+500
2	Kusgaon (Mumbai Corridor)	54+500

Type of Vehicle	For corresponding day/month of previous year 13-Apr-2024		For preceding day/month 12-Apr-2025		For the day/month reported upon 13-Apr-2025		
	No. of Vehicles	Fee collected (in lakh Rs.)	No. of Vehicles	Fee collected (in lakh Rs.)	Fee per Vehicle (in Rs.)	No. of Vehicles	Fee collected (in lakh Rs.)
1	2	3	4	5	6	7	8
A-Car (Note-7)	1830	312180	1591	275584	Note-1	3368	574374
B-LCV	421	102217	438	104854		417	100550
C-Bus	65	27086	66	29555		84	38278
D-Truck	380	117480	425	133028		328	103657
E-Three-axle vehicle	120	82560	84	62481		84	59878
F-Multi-axle Truck	1545	1378711	1563	1451730		1356	1232280
G-Oversized vehicle	0	0	0	0		0	0
FASTag Debit Adjustment/ Chargeback Received from Bank (Net) (Note-5)	0	3984	0	-149	Note-5	0	-160
H- Total	4361	2024217	4167	2057084		5637	2108857

Day/Month wise Opening Balance of Toll Collection & Traffic

Day	13
Month	4
Year	2025
Toll Depositing Bank	State Bank Of India
Bank Account No.	39177623786

Transaction Type	Car/Jeep Count	Total Car/ Jeep Amount (in Rs.)	Bus Count	Total Bus Amount (in Rs.)	Truck Count	Total Truck Amount (in Rs.)	LCV Count	Total LCV Amount (in Rs.)	MAV (Multi Axle Vehicle Count)	Total MAV (Multi Axle Vehicle) Amount (in Rs.)	Three Axle Count	Three Axle Amount (in Rs.)	FASTag Debit Adjustment/ Chargeback Received from Bank (Net) (Note-5)
1	2	3	4	5	6	7	8	9	10	11	12	13	Note-5
Single Journey	3204	501670	84	38278	327	102629	412	97824	1354	1225784	84	59878	-160
Double User Fee (FASTag Lane Violation) (Note-6)	164	72704	0	0	1	1028	5	2726	2	6496	0	0	0

Total Non-Tollable Traffic Count Entry Details (Note-2)						
Transaction Type	Car/Jeep Count	Bus Count	Truck Count	LCV Count	MAV (Multi Axle Vehicle Count)	Three Axle Count
1	2	3	4	5	6	7
Reuse & Exit	1517	38	261	202	981	66
Exemption & Violation	256	3	7	10	10	2



Notes

1. Fee for Fastag vehicles passing two toll plazas, is collected at two plazas in few cases and therefore section wise traffic details will not be available at one plaza for same.
2. All Non-tollable traffic could not be recorded/reported due to unavailability of adequate Lanes & systems. Non-Tollable count includes Reuse of daily/return/monthly pass, exit trips, exemption and violations.
3. Reporting (FASTag/Cash/Card) - 12:00:00 AM to 11:59:59 PM.
4. Fastag Collection is net of Acquiring Bank Charges
5. FASTag Debit Adjustment/Chargeback Received from Bank (Net)
6. Double user fee (from cash vehicles entering dedicated Fastag lane) collected from vehicles are reported separately (count and revenue). These are included in vehicle category wise count and revenue.

MONTHLY/DAILY FEE STATEMENT

Project Highway: Yashwantrao Chavan Expressway

Day/Month: 14-Apr-2025

Sr. No.	Name of Toll Plaza Location	Chainage
Yashwantrao Chavan Expressway section (from Km.0+000 to 94+600)		
1	Kusgaon (Pune Corridor)	54+500
2	Kusgaon (Mumbai Corridor)	54+500

Type of Vehicle	For corresponding day/month of previous year 14-Apr-2024		For preceding day/month 13-Apr-2025		For the day/month reported upon 14-Apr-2025		
	No. of Vehicles	Fee collected (in lakh Rs.)	No. of Vehicles	Fee collected (in lakh Rs.)	Fee per Vehicle (in Rs.)	No. of Vehicles	Fee collected (in lakh Rs.)
1	2	3	4	5	6	7	8
A-Car (Note-7)	2975	519973	3368	574374	Note-1	2074	350451
B-LCV	422	101665	417	100550		345	83470
C-Bus	97	43202	84	38278		67	26924
D-Truck	325	102372	328	103657		347	107555
E-Three-axle vehicle	79	47943	84	59878		92	70291
F-Multi-axle Truck	1243	1094103	1356	1232280		1258	1162676
G-Oversized vehicle	0	0	0	0		0	0
FASTag Debit Adjustment/ Chargeback Received from Bank (Net) (Note-5)	0	0	0	-160	Note-5	0	1774
H- Total	5141	1909258	5637	2108857		4183	1803142

Day/Month wise Opening Balance of Toll Collection & Traffic

Day	14												
Month	4												
Year	2025												
Toll Depositing Bank	State Bank Of India												
Bank Account No.	39177623786												
Transaction Type	Car/Jeep Count	Total Car/ Jeep Amount (in Rs.)	Bus Count	Total Bus Amount (in Rs.)	Truck Count	Total Truck Amount (in Rs.)	LCV Count	Total LCV Amount (in Rs.)	MAV (Multi Axle Vehicle Count)	Total MAV (Multi Axle Vehicle) Amount (in Rs.)	Three Axle Count	Three Axle Amount (in Rs.)	FASTag Debit Adjustment/ Chargeback Received from Bank (Net) (Note-5)
1	2	3	4	5	6	7	8	9	10	11	12	13	Note-5
Single Journey	1993	314003	67	26924	347	107555	341	81240	1258	1162676	92	70291	1774
Double User Fee (FASTag Lane Violation) (Note-6)	81	36448	0	0	0	0	4	2230	0	0	0	0	0

Total Non-Tollable Traffic Count Entry Details (Note-2)						
Transaction Type	Car/Jeep Count	Bus Count	Truck Count	LCV Count	MAV (Multi Axle Vehicle Count)	Three Axle Count
1	2	3	4	5	6	7
Reuse & Exit	656	22	224	180	931	63
Exemption & Violation	195	3	9	12	7	0



Notes

1. Fee for Fastag vehicles passing two toll plazas, is collected at two plazas in few cases and therefore section wise traffic details will not be available at one plaza for same.
2. All Non-tollable traffic could not be recorded/reported due to unavailability of adequate Lanes & systems. Non-Tollable count includes Reuse of daily/return/monthly pass, exit trips, exemption and violations.
3. Reporting (FASTag/Cash/Card) - 12:00:00 AM to 11:59:59 PM.
4. Fastag Collection is net of Acquiring Bank Charges
5. FASTag Debit Adjustment/Chargeback Received from Bank (Net)
6. Double user fee (from cash vehicles entering dedicated Fastag lane) collected from vehicles are reported separately (count and revenue). These are included in vehicle category wise count and revenue.

MONTHLY/DAILY FEE STATEMENT

Project Highway: Yashwantrao Chavan Expressway

Day/Month: 15-Apr-2025

Sr. No.	Name of Toll Plaza Location	Chainage
Yashwantrao Chavan Expressway section (from Km.0+000 to 94+600)		
1	Kusgaon (Pune Corridor)	54+500
2	Kusgaon (Mumbai Corridor)	54+500

Type of Vehicle	For corresponding day/month of previous year 15-Apr-2024		For preceding day/month 14-Apr-2025		For the day/month reported upon 15-Apr-2025		
	No. of Vehicles	Fee collected (in lakh Rs.)	No. of Vehicles	Fee collected (in lakh Rs.)	Fee per Vehicle (in Rs.)	No. of Vehicles	Fee collected (in lakh Rs.)
1	2	3	4	5	6	7	8
A-Car (Note-7)	1905	323151	2074	350451	Note-1	1018	174228
B-LCV	402	96239	345	83470		421	103619
C-Bus	42	17060	67	26924		46	20080
D-Truck	356	109547	347	107555		404	125974
E-Three-axle vehicle	105	78822	92	70291		115	87051
F-Multi-axle Truck	1192	1079662	1258	1162676		1428	1350788
G-Oversized vehicle	0	0	0	0		0	0
FASTag Debit Adjustment/ Chargeback Received from Bank (Net) (Note-5)	0	0	0	1774	Note-5	0	188
H- Total	4002	1704481	4183	1803142		3432	1861927

Day/Month wise Opening Balance of Toll Collection & Traffic

Day	15
Month	4
Year	2025
Toll Depositing Bank	State Bank Of India
Bank Account No.	39177623786

Transaction Type	Car/Jeep Count	Total Car/ Jeep Amount (in Rs.)	Bus Count	Total Bus Amount (in Rs.)	Truck Count	Total Truck Amount (in Rs.)	LCV Count	Total LCV Amount (in Rs.)	MAV (Multi Axle Vehicle Count)	Total MAV (Multi Axle Vehicle) Amount (in Rs.)	Three Axle Count	Three Axle Amount (in Rs.)	FASTag Debit Adjustment/ Chargeback Received from Bank (Net) (Note-5)
1	2	3	4	5	6	7	8	9	10	11	12	13	Note-5
Single Journey	966	151348	46	20080	404	125974	413	98667	1428	1350788	115	87051	188
Double User Fee (FASTag Lane Violation) (Note-6)	52	22880	0	0	0	0	8	4952	0	0	0	0	0

Total Non-Tollable Traffic Count Entry Details (Note-2)						
Transaction Type	Car/Jeep Count	Bus Count	Truck Count	LCV Count	MAV (Multi Axle Vehicle Count)	Three Axle Count
1	2	3	4	5	6	7
Reuse & Exit	616	19	353	234	1340	91
Exemption & Violation	177	0	9	20	6	0



Notes

1. Fee for Fastag vehicles passing two toll plazas, is collected at two plazas in few cases and therefore section wise traffic details will not be available at one plaza for same.
2. All Non-tollable traffic could not be recorded/reported due to unavailability of adequate Lanes & systems. Non-Tollable count includes Reuse of daily/return/monthly pass, exit trips, exemption and violations.
3. Reporting (FASTag/Cash/Card) - 12:00:00 AM to 11:59:59 PM.
4. Fastag Collection is net of Acquiring Bank Charges
5. FASTag Debit Adjustment/Chargeback Received from Bank (Net)
6. Double user fee (from cash vehicles entering dedicated Fastag lane) collected from vehicles are reported separately (count and revenue). These are included in vehicle category wise count and revenue.

MONTHLY/DAILY FEE STATEMENT

Project Highway: Yashwantrao Chavan Expressway

Day/Month: 16-Apr-2025

Sr. No.	Name of Toll Plaza Location	Chainage
Yashwantrao Chavan Expressway section (from Km.0+000 to 94+600)		
1	Kusgaon (Pune Corridor)	54+500
2	Kusgaon (Mumbai Corridor)	54+500

Type of Vehicle	For corresponding day/month of previous year 16-Apr-2024		For preceding day/month 15-Apr-2025		For the day/month reported upon 16-Apr-2025		
	No. of Vehicles	Fee collected (in lakh Rs.)	No. of Vehicles	Fee collected (in lakh Rs.)	Fee per Vehicle (in Rs.)	No. of Vehicles	Fee collected (in lakh Rs.)
1	2	3	4	5	6	7	8
A-Car (Note-7)	2048	358758	1018	174228	Note-1	882	148788
B-LCV	468	117381	421	103619		395	93913
C-Bus	54	22914	46	20080		24	10883
D-Truck	436	134782	404	125974		402	124327
E-Three-axle vehicle	94	68585	115	87051		106	72569
F-Multi-axle Truck	1574	1380637	1428	1350788		1592	1444135
G-Oversized vehicle	0	0	0	0		0	0
FASTag Debit Adjustment/ Chargeback Received from Bank (Net) (Note-5)	0	4730	0	188	Note-5	0	2335
H- Total	4674	2087788	3432	1861927		3401	1896951

Day/Month wise Opening Balance of Toll Collection & Traffic

Day	16
Month	4
Year	2025
Toll Depositing Bank	State Bank Of India
Bank Account No.	39177623786

Transaction Type	Car/Jeep Count	Total Car/ Jeep Amount (in Rs.)	Bus Count	Total Bus Amount (in Rs.)	Truck Count	Total Truck Amount (in Rs.)	LCV Count	Total LCV Amount (in Rs.)	MAV (Multi Axle Vehicle Count)	Total MAV (Multi Axle Vehicle) Amount (in Rs.)	Three Axle Count	Three Axle Amount (in Rs.)	FASTag Debit Adjustment/ Chargeback Received from Bank (Net) (Note-5)
1	2	3	4	5	6	7	8	9	10	11	12	13	Note-5
Single Journey	845	133204	24	10883	401	123299	393	92921	1592	1444135	106	72569	2335
Double User Fee (FASTag Lane Violation) (Note-6)	37	15584	0	0	1	1028	2	992	0	0	0	0	0

Total Non-Tollable Traffic Count Entry Details (Note-2)						
Transaction Type	Car/Jeep Count	Bus Count	Truck Count	LCV Count	MAV (Multi Axle Vehicle Count)	Three Axle Count
1	2	3	4	5	6	7
Reuse & Exit	588	17	387	233	1563	116
Exemption & Violation	135	0	9	10	12	3



Notes

1. Fee for Fastag vehicles passing two toll plazas, is collected at two plazas in few cases and therefore section wise traffic details will not be available at one plaza for same.
2. All Non-tollable traffic could not be recorded/reported due to unavailability of adequate Lanes & systems. Non-Tollable count includes Reuse of daily/return/monthly pass, exit trips, exemption and violations.
3. Reporting (FASTag/Cash/Card) - 12:00:00 AM to 11:59:59 PM.
4. Fastag Collection is net of Acquiring Bank Charges
5. FASTag Debit Adjustment/Chargeback Received from Bank (Net)
6. Double user fee (from cash vehicles entering dedicated Fastag lane) collected from vehicles are reported separately (count and revenue). These are included in vehicle category wise count and revenue.

MONTHLY/DAILY FEE STATEMENT

Project Highway: Yashwantrao Chavan Expressway

Day/Month: 17-Apr-2025

Sr. No.	Name of Toll Plaza Location	Chainage
Yashwantrao Chavan Expressway section (from Km.0+000 to 94+600)		
1	Kusgaon (Pune Corridor)	54+500
2	Kusgaon (Mumbai Corridor)	54+500

Type of Vehicle	For corresponding day/month of previous year 17-Apr-2024		For preceding day/month 16-Apr-2025		For the day/month reported upon 17-Apr-2025		
	No. of Vehicles	Fee collected (in lakh Rs.)	No. of Vehicles	Fee collected (in lakh Rs.)	Fee per Vehicle (in Rs.)	No. of Vehicles	Fee collected (in lakh Rs.)
1	2	3	4	5	6	7	8
A-Car (Note-7)	1077	184691	882	148788	Note-1	982	166206
B-LCV	392	95245	395	93913		434	105205
C-Bus	35	16218	24	10883		35	13418
D-Truck	428	133623	402	124327		429	136043
E-Three-axle vehicle	98	71183	106	72569		129	96003
F-Multi-axle Truck	1624	1408691	1592	1444135		1705	1611521
G-Oversized vehicle	0	0	0	0		0	0
FASTag Debit Adjustment/ Chargeback Received from Bank (Net) (Note-5)	0	0	0	2335	Note-5	0	-781
H- Total	3654	1909650	3401	1896951		3714	2127615

Day/Month wise Opening Balance of Toll Collection & Traffic

Day	17
Month	4
Year	2025
Toll Depositing Bank	State Bank Of India
Bank Account No.	39177623786

Transaction Type	Car/Jeep Count	Total Car/ Jeep Amount (in Rs.)	Bus Count	Total Bus Amount (in Rs.)	Truck Count	Total Truck Amount (in Rs.)	LCV Count	Total LCV Amount (in Rs.)	MAV (Multi Axle Vehicle Count)	Total MAV (Multi Axle Vehicle) Amount (in Rs.)	Three Axle Count	Three Axle Amount (in Rs.)	FASTag Debit Adjustment/ Chargeback Received from Bank (Net) (Note-5)
1	2	3	4	5	6	7	8	9	10	11	12	13	Note-5
Single Journey	929	145502	35	13418	428	135015	428	101983	1704	1609355	128	94373	-781
Double User Fee (FASTag Lane Violation) (Note-6)	53	20704	0	0	1	1028	6	3222	1	2166	1	1630	0

Total Non-Tollable Traffic Count Entry Details (Note-2)						
Transaction Type	Car/Jeep Count	Bus Count	Truck Count	LCV Count	MAV (Multi Axle Vehicle Count)	Three Axle Count
1	2	3	4	5	6	7
Reuse & Exit	683	20	339	214	1470	109
Exemption & Violation	153	0	6	7	10	5



Notes

1. Fee for Fastag vehicles passing two toll plazas, is collected at two plazas in few cases and therefore section wise traffic details will not be available at one plaza for same.
2. All Non-tollable traffic could not be recorded/reported due to unavailability of adequate Lanes & systems. Non-Tollable count includes Reuse of daily/return/monthly pass, exit trips, exemption and violations.
3. Reporting (FASTag/Cash/Card) - 12:00:00 AM to 11:59:59 PM.
4. Fastag Collection is net of Acquiring Bank Charges
5. FASTag Debit Adjustment/Chargeback Received from Bank (Net)
6. Double user fee (from cash vehicles entering dedicated Fastag lane) collected from vehicles are reported separately (count and revenue). These are included in vehicle category wise count and revenue.

MONTHLY/DAILY FEE STATEMENT

Project Highway: Yashwantrao Chavan Expressway

Day/Month: 18-Apr-2025

Sr. No.	Name of Toll Plaza Location	Chainage
Yashwantrao Chavan Expressway section (from Km.0+000 to 94+600)		
1	Kusgaon (Pune Corridor)	54+500
2	Kusgaon (Mumbai Corridor)	54+500

Type of Vehicle	For corresponding day/month of previous year 18-Apr-2024		For preceding day/month 17-Apr-2025		For the day/month reported upon 18-Apr-2025		
	No. of Vehicles	Fee collected (in lakh Rs.)	No. of Vehicles	Fee collected (in lakh Rs.)	Fee per Vehicle (in Rs.)	No. of Vehicles	Fee collected (in lakh Rs.)
1	2	3	4	5	6	7	8
A-Car (Note-7)	971	166696	982	166206	Note-1	1826	315877
B-LCV	355	86590	434	105205		456	111588
C-Bus	38	16309	35	13418		61	24211
D-Truck	417	128971	429	136043		451	138497
E-Three-axle vehicle	102	70533	129	96003		88	65085
F-Multi-axle Truck	1625	1476336	1705	1611521		1603	1487184
G-Oversized vehicle	0	0	0	0		0	0
FASTag Debit Adjustment/ Chargeback Received from Bank (Net) (Note-5)	0	3313	0	-781	Note-5	0	882
H- Total	3508	1948750	3714	2127615		4485	2143325

Day/Month wise Opening Balance of Toll Collection & Traffic

Day	18
Month	4
Year	2025
Toll Depositing Bank	State Bank Of India
Bank Account No.	39177623786

Transaction Type	Car/Jeep Count	Total Car/ Jeep Amount (in Rs.)	Bus Count	Total Bus Amount (in Rs.)	Truck Count	Total Truck Amount (in Rs.)	LCV Count	Total LCV Amount (in Rs.)	MAV (Multi Axle Vehicle Count)	Total MAV (Multi Axle Vehicle) Amount (in Rs.)	Three Axle Count	Three Axle Amount (in Rs.)	FASTag Debit Adjustment/ Chargeback Received from Bank (Net) (Note-5)
1	2	3	4	5	6	7	8	9	10	11	12	13	Note-5
Single Journey	1704	267717	60	23271	451	138497	450	107628	1603	1487184	88	65085	882
Double User Fee (FASTag Lane Violation) (Note-6)	122	48160	1	940	0	0	6	3960	0	0	0	0	0

Total Non-Tollable Traffic Count Entry Details (Note-2)						
Transaction Type	Car/Jeep Count	Bus Count	Truck Count	LCV Count	MAV (Multi Axle Vehicle Count)	Three Axle Count
1	2	3	4	5	6	7
Reuse & Exit	1531	36	370	247	1552	84
Exemption & Violation	236	0	11	14	20	9



Notes

1. Fee for Fastag vehicles passing two toll plazas, is collected at two plazas in few cases and therefore section wise traffic details will not be available at one plaza for same.
2. All Non-tollable traffic could not be recorded/reported due to unavailability of adequate Lanes & systems. Non-Tollable count includes Reuse of daily/return/monthly pass, exit trips, exemption and violations.
3. Reporting (FASTag/Cash/Card) - 12:00:00 AM to 11:59:59 PM.
4. Fastag Collection is net of Acquiring Bank Charges
5. FASTag Debit Adjustment/Chargeback Received from Bank (Net)
6. Double user fee (from cash vehicles entering dedicated Fastag lane) collected from vehicles are reported separately (count and revenue). These are included in vehicle category wise count and revenue.

MONTHLY/DAILY FEE STATEMENT

Project Highway: Yashwantrao Chavan Expressway

Day/Month: 19-Apr-2025

Sr. No.	Name of Toll Plaza Location	Chainage
Yashwantrao Chavan Expressway section (from Km.0+000 to 94+600)		
1	Kusgaon (Pune Corridor)	54+500
2	Kusgaon (Mumbai Corridor)	54+500

Type of Vehicle	For corresponding day/month of previous year 19-Apr-2024		For preceding day/month 18-Apr-2025		For the day/month reported upon 19-Apr-2025		
	No. of Vehicles	Fee collected (in lakh Rs.)	No. of Vehicles	Fee collected (in lakh Rs.)	Fee per Vehicle (in Rs.)	No. of Vehicles	Fee collected (in lakh Rs.)
1	2	3	4	5	6	7	8
A-Car (Note-7)	906	151830	1826	315877	Note-1	2069	356673
B-LCV	413	99297	456	111588		439	107235
C-Bus	40	16495	61	24211		61	27869
D-Truck	415	132672	451	138497		418	129738
E-Three-axle vehicle	127	87443	88	65085		115	83146
F-Multi-axle Truck	1650	1469615	1603	1487184		1637	1574138
G-Oversized vehicle	0	0	0	0		0	0
FASTag Debit Adjustment/ Chargeback Received from Bank (Net) (Note-5)	0	2975	0	882	Note-5	0	1669
H- Total	3551	1960328	4485	2143325		4739	2280468

Day/Month wise Opening Balance of Toll Collection & Traffic

Day	19												
Month	4												
Year	2025												
Toll Depositing Bank	State Bank Of India												
Bank Account No.	39177623786												
Transaction Type	Car/Jeep Count	Total Car/ Jeep Amount (in Rs.)	Bus Count	Total Bus Amount (in Rs.)	Truck Count	Total Truck Amount (in Rs.)	LCV Count	Total LCV Amount (in Rs.)	MAV (Multi Axle Vehicle Count)	Total MAV (Multi Axle Vehicle) Amount (in Rs.)	Three Axle Count	Three Axle Amount (in Rs.)	FASTag Debit Adjustment/ Chargeback Received from Bank (Net) (Note-5)
1	2	3	4	5	6	7	8	9	10	11	12	13	Note-5
Single Journey	1948	306049	61	27869	417	129052	434	104263	1637	1574138	115	83146	1669
Double User Fee (FASTag Lane Violation) (Note-6)	121	50624	0	0	1	686	5	2972	0	0	0	0	0

Total Non-Tollable Traffic Count Entry Details (Note-2)						
Transaction Type	Car/Jeep Count	Bus Count	Truck Count	LCV Count	MAV (Multi Axle Vehicle Count)	Three Axle Count
1	2	3	4	5	6	7
Reuse & Exit	1228	25	260	197	1050	67
Exemption & Violation	223	1	5	8	10	7



Notes

1. Fee for Fastag vehicles passing two toll plazas, is collected at two plazas in few cases and therefore section wise traffic details will not be available at one plaza for same.
2. All Non-tollable traffic could not be recorded/reported due to unavailability of adequate Lanes & systems. Non-Tollable count includes Reuse of daily/return/monthly pass, exit trips, exemption and violations.
3. Reporting (FASTag/Cash/Card) - 12:00:00 AM to 11:59:59 PM.
4. Fastag Collection is net of Acquiring Bank Charges
5. FASTag Debit Adjustment/Chargeback Received from Bank (Net)
6. Double user fee (from cash vehicles entering dedicated Fastag lane) collected from vehicles are reported separately (count and revenue). These are included in vehicle category wise count and revenue.

MONTHLY/DAILY FEE STATEMENT

Project Highway: Yashwantrao Chavan Expressway

Day/Month: 20-Apr-2025

Sr. No.	Name of Toll Plaza Location	Chainage
Yashwantrao Chavan Expressway section (from Km.0+000 to 94+600)		
1	Kusgaon (Pune Corridor)	54+500
2	Kusgaon (Mumbai Corridor)	54+500

Type of Vehicle	For corresponding day/month of previous year 20-Apr-2024		For preceding day/month 19-Apr-2025		For the day/month reported upon 20-Apr-2025		
	No. of Vehicles	Fee collected (in lakh Rs.)	No. of Vehicles	Fee collected (in lakh Rs.)	Fee per Vehicle (in Rs.)	No. of Vehicles	Fee collected (in lakh Rs.)
1	2	3	4	5	6	7	8
A-Car (Note-7)	1288	216084	2069	356673	Note-1	3770	643699
B-LCV	375	91685	439	107235		470	115254
C-Bus	56	25493	61	27869		120	55360
D-Truck	419	128624	418	129738		337	106121
E-Three-axle vehicle	106	76384	115	83146		75	57112
F-Multi-axle Truck	1762	1561165	1637	1574138		1356	1279874
G-Oversized vehicle	0	0	0	0		0	0
FASTag Debit Adjustment/ Chargeback Received from Bank (Net) (Note-5)	0	1253	0	1669	Note-5	0	-1081
H- Total	4006	2100688	4739	2280468		6128	2256339

Day/Month wise Opening Balance of Toll Collection & Traffic

Day	20												
Month	4												
Year	2025												
Toll Depositing Bank	State Bank Of India												
Bank Account No.	39177623786												
Transaction Type	Car/Jeep Count	Total Car/ Jeep Amount (in Rs.)	Bus Count	Total Bus Amount (in Rs.)	Truck Count	Total Truck Amount (in Rs.)	LCV Count	Total LCV Amount (in Rs.)	MAV (Multi Axle Vehicle Count)	Total MAV (Multi Axle Vehicle) Amount (in Rs.)	Three Axle Count	Three Axle Amount (in Rs.)	FASTag Debit Adjustment/ Chargeback Received from Bank (Net) (Note-5)
1	2	3	4	5	6	7	8	9	10	11	12	13	Note-5
Single Journey	3594	566579	119	53952	337	106121	464	111540	1356	1279874	75	57112	-1081
Double User Fee (FASTag Lane Violation) (Note-6)	176	77120	1	1408	0	0	6	3714	0	0	0	0	0

Total Non-Tollable Traffic Count Entry Details (Note-2)						
Transaction Type	Car/Jeep Count	Bus Count	Truck Count	LCV Count	MAV (Multi Axle Vehicle Count)	Three Axle Count
1	2	3	4	5	6	7
Reuse & Exit	1238	35	249	176	1065	80
Exemption & Violation	274	0	8	8	8	0



Notes

1. Fee for Fastag vehicles passing two toll plazas, is collected at two plazas in few cases and therefore section wise traffic details will not be available at one plaza for same.
2. All Non-tollable traffic could not be recorded/reported due to unavailability of adequate Lanes & systems. Non-Tollable count includes Reuse of daily/return/monthly pass, exit trips, exemption and violations.
3. Reporting (FASTag/Cash/Card) - 12:00:00 AM to 11:59:59 PM.
4. Fastag Collection is net of Acquiring Bank Charges
5. FASTag Debit Adjustment/Chargeback Received from Bank (Net)
6. Double user fee (from cash vehicles entering dedicated Fastag lane) collected from vehicles are reported separately (count and revenue). These are included in vehicle category wise count and revenue.

MONTHLY/DAILY FEE STATEMENT

Project Highway: Yashwantrao Chavan Expressway

Day/Month: 21-Apr-2025

Sr. No.	Name of Toll Plaza Location	Chainage
Yashwantrao Chavan Expressway section (from Km.0+000 to 94+600)		
1	Kusgaon (Pune Corridor)	54+500
2	Kusgaon (Mumbai Corridor)	54+500

Type of Vehicle	For corresponding day/month of previous year 21-Apr-2024		For preceding day/month 20-Apr-2025		For the day/month reported upon 21-Apr-2025		
	No. of Vehicles	Fee collected (in lakh Rs.)	No. of Vehicles	Fee collected (in lakh Rs.)	Fee per Vehicle (in Rs.)	No. of Vehicles	Fee collected (in lakh Rs.)
1	2	3	4	5	6	7	8
A-Car (Note-7)	2511	431593	3770	643699	Note-1	1201	202529
B-LCV	340	82909	470	115254		377	90450
C-Bus	94	44052	120	55360		39	16046
D-Truck	302	96700	337	106121		337	107700
E-Three-axle vehicle	79	55746	75	57112		89	65898
F-Multi-axle Truck	1228	1071206	1356	1279874		1421	1359664
G-Oversized vehicle	0	0	0	0		0	0
FASTag Debit Adjustment/ Chargeback Received from Bank (Net) (Note-5)	0	0	0	-1081	Note-5	0	3438
H- Total	4554	1782206	6128	2256339		3464	1845726

Day/Month wise Opening Balance of Toll Collection & Traffic

Day	21												
Month	4												
Year	2025												
Toll Depositing Bank	State Bank Of India												
Bank Account No.	39177623786												
Transaction Type	Car/Jeep Count	Total Car/ Jeep Amount (in Rs.)	Bus Count	Total Bus Amount (in Rs.)	Truck Count	Total Truck Amount (In Rs.)	LCV Count	Total LCV Amount (in Rs.)	MAV (Multi Axle Vehicle Count)	Total MAV (Multi Axle Vehicle) Amount (in Rs.)	Three Axle Count	Three Axle Amount (in Rs.)	FASTag Debit Adjustment/ Chargeback Received from Bank (Net) (Note-5)
1	2	3	4	5	6	7	8	9	10	11	12	13	Note-5
Single Journey	1147	179649	39	16046	337	107700	375	89458	1421	1359664	89	65898	3438
Double User Fee (FASTag Lane Violation) (Note-6)	54	22880	0	0	0	0	2	992	0	0	0	0	0

Total Non-Tollable Traffic Count Entry Details (Note-2)						
Transaction Type	Car/Jeep Count	Bus Count	Truck Count	LCV Count	MAV (Multi Axle Vehicle Count)	Three Axle Count
1	2	3	4	5	6	7
Reuse & Exit	575	15	297	179	1158	84
Exemption & Violation	159	1	6	13	7	4



Notes

1. Fee for Fastag vehicles passing two toll plazas, is collected at two plazas in few cases and therefore section wise traffic details will not be available at one plaza for same.
2. All Non-tollable traffic could not be recorded/reported due to unavailability of adequate Lanes & systems. Non-Tollable count includes Reuse of daily/return/monthly pass, exit trips, exemption and violations.
3. Reporting (FASTag/Cash/Card) - 12:00:00 AM to 11:59:59 PM.
4. Fastag Collection is net of Acquiring Bank Charges
5. FASTag Debit Adjustment/Chargeback Received from Bank (Net)
6. Double user fee (from cash vehicles entering dedicated Fastag lane) collected from vehicles are reported separately (count and revenue). These are included in vehicle category wise count and revenue.

MONTHLY/DAILY FEE STATEMENT

Project Highway: Yashwantrao Chavan Expressway

Day/Month: 22-Apr-2025

Sr. No.	Name of Toll Plaza Location	Chainage
Yashwantrao Chavan Expressway section (from Km.0+000 to 94+600)		
1	Kusgaon (Pune Corridor)	54+500
2	Kusgaon (Mumbai Corridor)	54+500

Type of Vehicle	For corresponding day/month of previous year 22-Apr-2024		For preceding day/month 21-Apr-2025		For the day/month reported upon 22-Apr-2025		
	No. of Vehicles	Fee collected (in lakh Rs.)	No. of Vehicles	Fee collected (in lakh Rs.)	Fee per Vehicle (in Rs.)	No. of Vehicles	Fee collected (in lakh Rs.)
1	2	3	4	5	6	7	8
A-Car (Note-7)	1047	180535	1201	202529	Note-1	1010	174360
B-LCV	327	79326	377	90450		418	99557
C-Bus	45	19584	39	16046		27	11542
D-Truck	345	106333	337	107700		428	135562
E-Three-axle vehicle	111	80447	89	65898		122	86237
F-Multi-axle Truck	1304	1186126	1421	1359664		1756	1669034
G-Oversized vehicle	0	0	0	0		0	0
FASTag Debit Adjustment/ Chargeback Received from Bank (Net) (Note-5)	0	1060	0	3438	Note-5	0	1364
H- Total	3179	1653412	3464	1845726		3761	2177655

Day/Month wise Opening Balance of Toll Collection & Traffic

Day	22
Month	4
Year	2025
Toll Depositing Bank	State Bank Of India
Bank Account No.	39177623786

Transaction Type	Car/Jeep Count	Total Car/ Jeep Amount (in Rs.)	Bus Count	Total Bus Amount (in Rs.)	Truck Count	Total Truck Amount (in Rs.)	LCV Count	Total LCV Amount (in Rs.)	MAV (Multi Axle Vehicle Count)	Total MAV (Multi Axle Vehicle) Amount (in Rs.)	Three Axle Count	Three Axle Amount (in Rs.)	FASTag Debit Adjustment/ Chargeback Received from Bank (Net) (Note-5)
1	2	3	4	5	6	7	8	9	10	11	12	13	Note-5
Single Journey	951	148856	27	11542	426	133506	417	99061	1756	1669034	122	86237	1364
Double User Fee (FASTag Lane Violation) (Note-6)	59	25504	0	0	2	2056	1	496	0	0	0	0	0

Total Non-Tollable Traffic Count Entry Details (Note-2)						
Transaction Type	Car/Jeep Count	Bus Count	Truck Count	LCV Count	MAV (Multi Axle Vehicle Count)	Three Axle Count
1	2	3	4	5	6	7
Reuse & Exit	622	12	342	219	1672	120
Exemption & Violation	159	1	9	23	17	8



Notes

1. Fee for Fastag vehicles passing two toll plazas, is collected at two plazas in few cases and therefore section wise traffic details will not be available at one plaza for same.
2. All Non-tollable traffic could not be recorded/reported due to unavailability of adequate Lanes & systems. Non-Tollable count includes Reuse of daily/return/monthly pass, exit trips, exemption and violations.
3. Reporting (FASTag/Cash/Card) - 12:00:00 AM to 11:59:59 PM.
4. Fastag Collection is net of Acquiring Bank Charges
5. FASTag Debit Adjustment/Chargeback Received from Bank (Net)
6. Double user fee (from cash vehicles entering dedicated Fastag lane) collected from vehicles are reported separately (count and revenue). These are included in vehicle category wise count and revenue.

MONTHLY/DAILY FEE STATEMENT

Project Highway: Yashwantrao Chavan Expressway

Day/Month: 23-Apr-2025

Sr. No.	Name of Toll Plaza Location	Chainage
Yashwantrao Chavan Expressway section (from Km.0+000 to 94+600)		
1	Kusgaon (Pune Corridor)	54+500
2	Kusgaon (Mumbai Corridor)	54+500

Type of Vehicle	For corresponding day/month of previous year 23-Apr-2024		For preceding day/month 22-Apr-2025		For the day/month reported upon 23-Apr-2025		
	No. of Vehicles	Fee collected (in lakh Rs.)	No. of Vehicles	Fee collected (in lakh Rs.)	Fee per Vehicle (in Rs.)	No. of Vehicles	Fee collected (in lakh Rs.)
1	2	3	4	5	6	7	8
A-Car (Note-7)	972	171477	1010	174360	Note-1	972	167073
B-LCV	400	96827	418	99557		429	105055
C-Bus	42	18553	27	11542		43	18673
D-Truck	414	127051	428	135562		440	136515
E-Three-axle vehicle	112	79309	122	86237		109	80217
F-Multi-axle Truck	1680	1513253	1756	1669034		1796	1711847
G-Oversized vehicle	0	0	0	0		0	0
FASTag Debit Adjustment/ Chargeback Received from Bank (Net) (Note-5)	0	3216	0	1364	Note-5	0	0
H- Total	3620	2009687	3761	2177655		3789	2219380

Day/Month wise Opening Balance of Toll Collection & Traffic

Day	23
Month	4
Year	2025
Toll Depositing Bank	State Bank Of India
Bank Account No.	39177623786

Transaction Type	Car/Jeep Count	Total Car/ Jeep Amount (in Rs.)	Bus Count	Total Bus Amount (in Rs.)	Truck Count	Total Truck Amount (in Rs.)	LCV Count	Total LCV Amount (in Rs.)	MAV (Multi Axle Vehicle Count)	Total MAV (Multi Axle Vehicle) Amount (in Rs.)	Three Axle Count	Three Axle Amount (in Rs.)	FASTag Debit Adjustment/ Chargeback Received from Bank (Net) (Note-5)
1	2	3	4	5	6	7	8	9	10	11	12	13	Note-5
Single Journey	918	143809	43	18673	439	135487	423	101341	1795	1708599	109	80217	0
Double User Fee (FASTag Lane Violation) (Note-6)	54	23264	0	0	1	1028	6	3714	1	3248	0	0	0

Total Non-Tollable Traffic Count Entry Details (Note-2)						
Transaction Type	Car/Jeep Count	Bus Count	Truck Count	LCV Count	MAV (Multi Axle Vehicle Count)	Three Axle Count
1	2	3	4	5	6	7
Reuse & Exit	642	29	337	192	1478	103
Exemption & Violation	173	1	8	9	11	11



Notes

1. Fee for Fastag vehicles passing two toll plazas, is collected at two plazas in few cases and therefore section wise traffic details will not be available at one plaza for same.
2. All Non-tollable traffic could not be recorded/reported due to unavailability of adequate Lanes & systems. Non-Tollable count includes Reuse of daily/return/monthly pass, exit trips, exemption and violations.
3. Reporting (FASTag/Cash/Card) - 12:00:00 AM to 11:59:59 PM.
4. Fastag Collection is net of Acquiring Bank Charges
5. FASTag Debit Adjustment/Chargeback Received from Bank (Net)
6. Double user fee (from cash vehicles entering dedicated Fastag lane) collected from vehicles are reported separately (count and revenue). These are included in vehicle category wise count and revenue.

MONTHLY/DAILY FEE STATEMENT

Project Highway: Yashwantrao Chavan Expressway

Day/Month: 24-Apr-2025

Sr. No.	Name of Toll Plaza Location	Chainage
Yashwantrao Chavan Expressway section (from Km.0+000 to 94+600)		
1	Kusgaon (Pune Corridor)	54+500
2	Kusgaon (Mumbai Corridor)	54+500

Type of Vehicle	For corresponding day/month of previous year 24-Apr-2024		For preceding day/month 23-Apr-2025		For the day/month reported upon 24-Apr-2025		
	No. of Vehicles	Fee collected (in lakh Rs.)	No. of Vehicles	Fee collected (in lakh Rs.)	Fee per Vehicle (in Rs.)	No. of Vehicles	Fee collected (in lakh Rs.)
1	2	3	4	5	6	7	8
A-Car (Note-7)	1001	171750	972	167073	Note-1	882	150071
B-LCV	370	90104	429	105055		418	101790
C-Bus	36	15371	43	18673		35	14544
D-Truck	409	127261	440	136515		427	131104
E-Three-axle vehicle	121	86623	109	80217		115	83959
F-Multi-axle Truck	1755	1532857	1796	1711847		1604	1513154
G-Oversized vehicle	0	0	0	0		0	0
FASTag Debit Adjustment/ Chargeback Received from Bank (Net) (Note-5)	0	972	0	0	Note-5	0	4509
H- Total	3692	2024937	3789	2219380		3481	1999131

Day/Month wise Opening Balance of Toll Collection & Traffic

Day	24
Month	4
Year	2025
Toll Depositing Bank	State Bank Of India
Bank Account No.	39177623786

Transaction Type	Car/Jeep Count	Total Car/ Jeep Amount (in Rs.)	Bus Count	Total Bus Amount (in Rs.)	Truck Count	Total Truck Amount (in Rs.)	LCV Count	Total LCV Amount (in Rs.)	MAV (Multi Axle Vehicle Count)	Total MAV (Multi Axle Vehicle) Amount (in Rs.)	Three Axle Count	Three Axle Amount (in Rs.)	FASTag Debit Adjustment/ Chargeback Received from Bank (Net) (Note-5)
1	2	3	4	5	6	7	8	9	10	11	12	13	Note-5
Single Journey	839	131191	35	14544	427	131104	413	99064	1602	1507740	115	83959	4509
Double User Fee (FASTag Lane Violation) (Note-6)	43	18880	0	0	0	0	5	2726	2	5414	0	0	0

Total Non-Tollable Traffic Count Entry Details (Note-2)						
Transaction Type	Car/Jeep Count	Bus Count	Truck Count	LCV Count	MAV (Multi Axle Vehicle Count)	Three Axle Count
1	2	3	4	5	6	7
Reuse & Exit	664	15	349	201	1546	95
Exemption & Violation	149	1	11	15	7	17



Notes

1. Fee for Fastag vehicles passing two toll plazas, is collected at two plazas in few cases and therefore section wise traffic details will not be available at one plaza for same.
2. All Non-tollable traffic could not be recorded/reported due to unavailability of adequate Lanes & systems. Non-Tollable count includes Reuse of daily/return/monthly pass, exit trips, exemption and violations.
3. Reporting (FASTag/Cash/Card) - 12:00:00 AM to 11:59:59 PM.
4. Fastag Collection is net of Acquiring Bank Charges
5. FASTag Debit Adjustment/Chargeback Received from Bank (Net)
6. Double user fee (from cash vehicles entering dedicated Fastag lane) collected from vehicles are reported separately (count and revenue). These are included in vehicle category wise count and revenue.

MONTHLY/DAILY FEE STATEMENT

Project Highway: Yashwantrao Chavan Expressway

Day/Month: 25-Apr-2025

Sr. No.	Name of Toll Plaza Location	Chainage
Yashwantrao Chavan Expressway section (from Km.0+000 to 94+600)		
1	Kusgaon (Pune Corridor)	54+500
2	Kusgaon (Mumbai Corridor)	54+500

Type of Vehicle	For corresponding day/month of previous year 25-Apr-2024		For preceding day/month 24-Apr-2025		For the day/month reported upon 25-Apr-2025		
	No. of Vehicles	Fee collected (in lakh Rs.)	No. of Vehicles	Fee collected (in lakh Rs.)	Fee per Vehicle (in Rs.)	No. of Vehicles	Fee collected (in lakh Rs.)
1	2	3	4	5	6	7	8
A-Car (Note-7)	916	152898	882	150071	Note-1	1190	202115
B-LCV	388	94601	418	101790		399	96241
C-Bus	23	9279	35	14544		45	19236
D-Truck	408	129386	427	131104		475	148569
E-Three-axle vehicle	120	89711	115	83959		93	71105
F-Multi-axle Truck	1707	1543269	1604	1513154		1776	1705368
G-Oversized vehicle	0	0	0	0		0	0
FASTag Debit Adjustment/ Chargeback Received from Bank (Net) (Note-5)	0	2167	0	4509	Note-5	0	898
H- Total	3562	2021310	3481	1999131		3978	2243532

Day/Month wise Opening Balance of Toll Collection & Traffic

Day	25
Month	4
Year	2025
Toll Depositing Bank	State Bank Of India
Bank Account No.	39177623786

Transaction Type	Car/Jeep Count	Total Car/ Jeep Amount (in Rs.)	Bus Count	Total Bus Amount (in Rs.)	Truck Count	Total Truck Amount (in Rs.)	LCV Count	Total LCV Amount (in Rs.)	MAV (Multi Axle Vehicle Count)	Total MAV (Multi Axle Vehicle) Amount (in Rs.)	Three Axle Count	Three Axle Amount (in Rs.)	FASTag Debit Adjustment/ Chargeback Received from Bank (Net) (Note-5)
1	2	3	4	5	6	7	8	9	10	11	12	13	Note-5
Single Journey	1137	178915	45	19236	472	146511	397	95003	1776	1705368	93	71105	898
Double User Fee (FASTag Lane Violation) (Note-6)	53	23200	0	0	3	2058	2	1238	0	0	0	0	0

Total Non-Tollable Traffic Count Entry Details (Note-2)						
Transaction Type	Car/Jeep Count	Bus Count	Truck Count	LCV Count	MAV (Multi Axle Vehicle Count)	Three Axle Count
1	2	3	4	5	6	7
Reuse & Exit	983	26	374	200	1512	93
Exemption & Violation	173	0	8	20	13	12



Notes

1. Fee for Fastag vehicles passing two toll plazas, is collected at two plazas in few cases and therefore section wise traffic details will not be available at one plaza for same.
2. All Non-tollable traffic could not be recorded/reported due to unavailability of adequate Lanes & systems. Non-Tollable count includes Reuse of daily/return/monthly pass, exit trips, exemption and violations.
3. Reporting (FASTag/Cash/Card) - 12:00:00 AM to 11:59:59 PM.
4. Fastag Collection is net of Acquiring Bank Charges
5. FASTag Debit Adjustment/Chargeback Received from Bank (Net)
6. Double user fee (from cash vehicles entering dedicated Fastag lane) collected from vehicles are reported separately (count and revenue). These are included in vehicle category wise count and revenue.

MONTHLY/DAILY FEE STATEMENT

Project Highway: Yashwantrao Chavan Expressway

Day/Month: 26-Apr-2025

Sr. No.	Name of Toll Plaza Location	Chainage
Yashwantrao Chavan Expressway section (from Km.0+000 to 94+600)		
1	Kusgaon (Pune Corridor)	54+500
2	Kusgaon (Mumbai Corridor)	54+500

Type of Vehicle	For corresponding day/month of previous year 26-Apr-2024		For preceding day/month 25-Apr-2025		For the day/month reported upon 26-Apr-2025		
	No. of Vehicles	Fee collected (in lakh Rs.)	No. of Vehicles	Fee collected (in lakh Rs.)	Fee per Vehicle (in Rs.)	No. of Vehicles	Fee collected (in lakh Rs.)
1	2	3	4	5	6	7	8
A-Car (Note-7)	1093	183820	1190	202115	Note-1	1482	251512
B-LCV	385	93962	399	96241		427	102729
C-Bus	53	22212	45	19236		64	28246
D-Truck	435	134234	475	148569		452	142475
E-Three-axle vehicle	104	73459	93	71105		117	88027
F-Multi-axle Truck	1659	1486688	1776	1705368		1756	1643289
G-Oversized vehicle	0	0	0	0		0	0
FASTag Debit Adjustment/ Chargeback Received from Bank (Net) (Note-5)	0	2232	0	898	Note-5	0	-1710
H- Total	3729	1996607	3978	2243532		4298	2254568

Day/Month wise Opening Balance of Toll Collection & Traffic

Day	26
Month	4
Year	2025
Toll Depositing Bank	State Bank Of India
Bank Account No.	39177623786

Transaction Type	Car/Jeep Count	Total Car/ Jeep Amount (in Rs.)	Bus Count	Total Bus Amount (in Rs.)	Truck Count	Total Truck Amount (in Rs.)	LCV Count	Total LCV Amount (in Rs.)	MAV (Multi Axle Vehicle Count)	Total MAV (Multi Axle Vehicle) Amount (in Rs.)	Three Axle Count	Three Axle Amount (in Rs.)	FASTag Debit Adjustment/ Chargeback Received from Bank (Net) (Note-5)
1	2	3	4	5	6	7	8	9	10	11	12	13	Note-5
Single Journey	1409	221208	63	27306	450	140419	423	100745	1755	1641123	117	88027	-1710
Double User Fee (FASTag Lane Violation) (Note-6)	73	30304	1	940	2	2056	4	1984	1	2166	0	0	0

Total Non-Tollable Traffic Count Entry Details (Note-2)						
Transaction Type	Car/Jeep Count	Bus Count	Truck Count	LCV Count	MAV (Multi Axle Vehicle Count)	Three Axle Count
1	2	3	4	5	6	7
Reuse & Exit	1302	30	291	207	1458	104
Exemption & Violation	209	0	11	12	17	18



Notes

1. Fee for Fastag vehicles passing two toll plazas, is collected at two plazas in few cases and therefore section wise traffic details will not be available at one plaza for same.
2. All Non-tollable traffic could not be recorded/reported due to unavailability of adequate Lanes & systems. Non-Tollable count includes Reuse of daily/return/monthly pass, exit trips, exemption and violations.
3. Reporting (FASTag/Cash/Card) - 12:00:00 AM to 11:59:59 PM.
4. Fastag Collection is net of Acquiring Bank Charges
5. FASTag Debit Adjustment/Chargeback Received from Bank (Net)
6. Double user fee (from cash vehicles entering dedicated Fastag lane) collected from vehicles are reported separately (count and revenue). These are included in vehicle category wise count and revenue.

MONTHLY/DAILY FEE STATEMENT

Project Highway: Yashwantrao Chavan Expressway

Day/Month: 27-Apr-2025

Sr. No.	Name of Toll Plaza Location	Chainage
Yashwantrao Chavan Expressway section (from Km.0+000 to 94+600)		
1	Kusgaon (Pune Corridor)	54+500
2	Kusgaon (Mumbai Corridor)	54+500

Type of Vehicle	For corresponding day/month of previous year 27-Apr-2024		For preceding day/month 26-Apr-2025		For the day/month reported upon 27-Apr-2025		
	No. of Vehicles	Fee collected (in lakh Rs.)	No. of Vehicles	Fee collected (in lakh Rs.)	Fee per Vehicle (in Rs.)	No. of Vehicles	Fee collected (in lakh Rs.)
1	2	3	4	5	6	7	8
A-Car (Note-7)	1284	221084	1482	251512	Note-1	2603	445322
B-LCV	351	85628	427	102729		393	94958
C-Bus	51	21638	64	28246		85	40536
D-Truck	354	109823	452	142475		325	99199
E-Three-axle vehicle	95	67445	117	88027		89	64596
F-Multi-axle Truck	1659	1407383	1756	1643289		1374	1316642
G-Oversized vehicle	0	0	0	0		0	0
FASTag Debit Adjustment/ Chargeback Received from Bank (Net) (Note-5)	0	1145	0	-1710	Note-5	0	0
H- Total	3794	1914147	4298	2254568		4869	2061255

Day/Month wise Opening Balance of Toll Collection & Traffic

Day	27												
Month	4												
Year	2025												
Toll Depositing Bank	State Bank Of India												
Bank Account No.	39177623786												
Transaction Type	Car/Jeep Count	Total Car/ Jeep Amount (in Rs.)	Bus Count	Total Bus Amount (in Rs.)	Truck Count	Total Truck Amount (in Rs.)	LCV Count	Total LCV Amount (in Rs.)	MAV (Multi Axle Vehicle Count)	Total MAV (Multi Axle Vehicle) Amount (in Rs.)	Three Axle Count	Three Axle Amount (in Rs.)	FASTag Debit Adjustment/ Chargeback Received from Bank (Net) (Note-5)
1	2	3	4	5	6	7	8	9	10	11	12	13	Note-5
Single Journey	2485	391274	83	38188	325	99199	388	92478	1374	1316642	89	64596	0
Double User Fee (FASTag Lane Violation) (Note-6)	118	54048	2	2348	0	0	5	2480	0	0	0	0	0

Total Non-Tollable Traffic Count Entry Details (Note-2)						
Transaction Type	Car/Jeep Count	Bus Count	Truck Count	LCV Count	MAV (Multi Axle Vehicle Count)	Three Axle Count
1	2	3	4	5	6	7
Reuse & Exit	893	20	276	155	1242	80
Exemption & Violation	237	1	5	11	10	17



Notes

1. Fee for Fastag vehicles passing two toll plazas, is collected at two plazas in few cases and therefore section wise traffic details will not be available at one plaza for same.
2. All Non-tollable traffic could not be recorded/reported due to unavailability of adequate Lanes & systems. Non-Tollable count includes Reuse of daily/return/monthly pass, exit trips, exemption and violations.
3. Reporting (FASTag/Cash/Card) - 12:00:00 AM to 11:59:59 PM.
4. Fastag Collection is net of Acquiring Bank Charges
5. FASTag Debit Adjustment/Chargeback Received from Bank (Net)
6. Double user fee (from cash vehicles entering dedicated Fastag lane) collected from vehicles are reported separately (count and revenue). These are included in vehicle category wise count and revenue.

MONTHLY/DAILY FEE STATEMENT

Project Highway: Yashwantrao Chavan Expressway

Day/Month: 28-Apr-2025

Sr. No.	Name of Toll Plaza Location	Chainage
Yashwantrao Chavan Expressway section (from Km.0+000 to 94+600)		
1	Kusgaon (Pune Corridor)	54+500
2	Kusgaon (Mumbai Corridor)	54+500

Type of Vehicle	For corresponding day/month of previous year 28-Apr-2024		For preceding day/month 27-Apr-2025		For the day/month reported upon 28-Apr-2025		
	No. of Vehicles	Fee collected (in lakh Rs.)	No. of Vehicles	Fee collected (in lakh Rs.)	Fee per Vehicle (in Rs.)	No. of Vehicles	Fee collected (in lakh Rs.)
1	2	3	4	5	6	7	8
A-Car (Note-7)	2800	483480	2603	445322	Note-1	1071	180227
B-LCV	350	88845	393	94958		344	84315
C-Bus	89	41146	85	40536		42	17078
D-Truck	302	93684	325	99199		358	109469
E-Three-axle vehicle	102	66633	89	64596		87	64271
F-Multi-axle Truck	1485	1305278	1374	1316642		1455	1359206
G-Oversized vehicle	0	0	0	0		0	0
FASTag Debit Adjustment/ Chargeback Received from Bank (Net) (Note-5)	0	0	0	0	Note-5	0	3446
H- Total	5128	2079066	4869	2061255		3357	1818012

Day/Month wise Opening Balance of Toll Collection & Traffic

Day	28
Month	4
Year	2025
Toll Depositing Bank	State Bank Of India
Bank Account No.	39177623786

Transaction Type	Car/Jeep Count	Total Car/ Jeep Amount (in Rs.)	Bus Count	Total Bus Amount (in Rs.)	Truck Count	Total Truck Amount (in Rs.)	LCV Count	Total LCV Amount (in Rs.)	MAV (Multi Axle Vehicle Count)	Total MAV (Multi Axle Vehicle) Amount (in Rs.)	Three Axle Count	Three Axle Amount (in Rs.)	FASTag Debit Adjustment/ Chargeback Received from Bank (Net) (Note-5)
1	2	3	4	5	6	7	8	9	10	11	12	13	Note-5
Single Journey	1025	160547	42	17078	357	108783	342	83077	1455	1359206	87	64271	3446
Double User Fee (FASTag Lane Violation) (Note-6)	46	19680	0	0	1	686	2	1238	0	0	0	0	0

Total Non-Tollable Traffic Count Entry Details (Note-2)						
Transaction Type	Car/Jeep Count	Bus Count	Truck Count	LCV Count	MAV (Multi Axle Vehicle Count)	Three Axle Count
1	2	3	4	5	6	7
Reuse & Exit	659	26	271	173	1166	86
Exemption & Violation	139	1	13	14	8	21



Notes

1. Fee for Fastag vehicles passing two toll plazas, is collected at two plazas in few cases and therefore section wise traffic details will not be available at one plaza for same.
2. All Non-tollable traffic could not be recorded/reported due to unavailability of adequate Lanes & systems. Non-Tollable count includes Reuse of daily/return/monthly pass, exit trips, exemption and violations.
3. Reporting (FASTag/Cash/Card) - 12:00:00 AM to 11:59:59 PM.
4. Fastag Collection is net of Acquiring Bank Charges
5. FASTag Debit Adjustment/Chargeback Received from Bank (Net)
6. Double user fee (from cash vehicles entering dedicated Fastag lane) collected from vehicles are reported separately (count and revenue). These are included in vehicle category wise count and revenue.

MONTHLY/DAILY FEE STATEMENT

Project Highway: Yashwantrao Chavan Expressway

Day/Month: 29-Apr-2025

Sr. No.	Name of Toll Plaza Location	Chainage
Yashwantrao Chavan Expressway section (from Km.0+000 to 94+600)		
1	Kusgaon (Pune Corridor)	54+500
2	Kusgaon (Mumbai Corridor)	54+500

Type of Vehicle	For corresponding day/month of previous year 29-Apr-2024		For preceding day/month 28-Apr-2025		For the day/month reported upon 29-Apr-2025		
	No. of Vehicles	Fee collected (in lakh Rs.)	No. of Vehicles	Fee collected (in lakh Rs.)	Fee per Vehicle (in Rs.)	No. of Vehicles	Fee collected (in lakh Rs.)
1	2	3	4	5	6	7	8
A-Car (Note-7)	1108	193008	1071	180227	Note-1	960	160929
B-LCV	346	85479	344	84315		440	107932
C-Bus	30	13123	42	17078		54	22426
D-Truck	338	109972	358	109469		427	134123
E-Three-axle vehicle	103	73296	87	64271		114	86237
F-Multi-axle Truck	1366	1242159	1455	1359206		1726	1612368
G-Oversized vehicle	0	0	0	0		0	0
FASTag Debit Adjustment/ Chargeback Received from Bank (Net) (Note-5)	0	3242	0	3446	Note-5	0	2067
H- Total	3291	1720278	3357	1818012		3721	2126083

Day/Month wise Opening Balance of Toll Collection & Traffic

Day	29
Month	4
Year	2025
Toll Depositing Bank	State Bank Of India
Bank Account No.	39177623786

Transaction Type	Car/Jeep Count	Total Car/ Jeep Amount (in Rs.)	Bus Count	Total Bus Amount (in Rs.)	Truck Count	Total Truck Amount (in Rs.)	LCV Count	Total LCV Amount (in Rs.)	MAV (Multi Axle Vehicle Count)	Total MAV (Multi Axle Vehicle) Amount (in Rs.)	Three Axle Count	Three Axle Amount (in Rs.)	FASTag Debit Adjustment/ Chargeback Received from Bank (Net) (Note-5)
1	2	3	4	5	6	7	8	9	10	11	12	13	Note-5
Single Journey	920	143649	53	21486	427	134123	437	106198	1726	1612368	114	86237	2067
Double User Fee (FASTag Lane Violation) (Note-6)	40	17280	1	940	0	0	3	1734	0	0	0	0	0

Total Non-Tollable Traffic Count Entry Details (Note-2)						
Transaction Type	Car/Jeep Count	Bus Count	Truck Count	LCV Count	MAV (Multi Axle Vehicle Count)	Three Axle Count
1	2	3	4	5	6	7
Reuse & Exit	596	28	340	190	1361	102
Exemption & Violation	151	1	10	13	21	21



Notes

1. Fee for Fastag vehicles passing two toll plazas, is collected at two plazas in few cases and therefore section wise traffic details will not be available at one plaza for same.
2. All Non-tollable traffic could not be recorded/reported due to unavailability of adequate Lanes & systems. Non-Tollable count includes Reuse of daily/return/monthly pass, exit trips, exemption and violations.
3. Reporting (FASTag/Cash/Card) - 12:00:00 AM to 11:59:59 PM.
4. Fastag Collection is net of Acquiring Bank Charges
5. FASTag Debit Adjustment/Chargeback Received from Bank (Net)
6. Double user fee (from cash vehicles entering dedicated Fastag lane) collected from vehicles are reported separately (count and revenue). These are included in vehicle category wise count and revenue.

MONTHLY/DAILY FEE STATEMENT

Project Highway: Yashwantrao Chavan Expressway

Day/Month: 30-Apr-2025

Sr. No.	Name of Toll Plaza Location	Chainage
Yashwantrao Chavan Expressway section (from Km.0+000 to 94+600)		
1	Kusgaon (Pune Corridor)	54+500
2	Kusgaon (Mumbai Corridor)	54+500

Type of Vehicle	For corresponding day/month of previous year 30-Apr-2024		For preceding day/month 29-Apr-2025		For the day/month reported upon 30-Apr-2025		
	No. of Vehicles	Fee collected (in lakh Rs.)	No. of Vehicles	Fee collected (in lakh Rs.)	Fee per Vehicle (in Rs.)	No. of Vehicles	Fee collected (in lakh Rs.)
1	2	3	4	5	6	7	8
A-Car (Note-7)	1005	171918	960	160929	Note-1	1020	175795
B-LCV	355	85154	440	107932		390	94707
C-Bus	47	20148	54	22426		46	18952
D-Truck	432	130091	427	134123		471	147200
E-Three-axle vehicle	123	84347	114	86237		117	88027
F-Multi-axle Truck	1701	1535923	1726	1612368		1656	1568721
G-Oversized vehicle	0	0	0	0		0	0
FASTag Debit Adjustment/ Chargeback Received from Bank (Net) (Note-5)	0	2247	0	2067	Note-5	0	1663
H- Total	3663	2029829	3721	2126083		3700	2095065

Day/Month wise Opening Balance of Toll Collection & Traffic

Day	30
Month	4
Year	2025
Toll Depositing Bank	State Bank Of India
Bank Account No.	39177623786

Transaction Type	Car/Jeep Count	Total Car/ Jeep Amount (in Rs.)	Bus Count	Total Bus Amount (in Rs.)	Truck Count	Total Truck Amount (in Rs.)	LCV Count	Total LCV Amount (in Rs.)	MAV (Multi Axle Vehicle Count)	Total MAV (Multi Axle Vehicle) Amount (in Rs.)	Three Axle Count	Three Axle Amount (in Rs.)	FASTag Debit Adjustment/ Chargeback Received from Bank (Net) (Note-5)
1	2	3	4	5	6	7	8	9	10	11	12	13	Note-5
Single Journey	964	151795	46	18952	468	145142	385	91735	1654	1562225	117	88027	1663
Double User Fee (FASTag Lane Violation) (Note-6)	56	24000	0	0	3	2058	5	2972	2	6496	0	0	0

Total Non-Tollable Traffic Count Entry Details (Note-2)						
Transaction Type	Car/Jeep Count	Bus Count	Truck Count	LCV Count	MAV (Multi Axle Vehicle Count)	Three Axle Count
1	2	3	4	5	6	7
Reuse & Exit	700	21	329	185	1350	96
Exemption & Violation	153	0	13	13	13	26



Notes

1. Fee for Fastag vehicles passing two toll plazas, is collected at two plazas in few cases and therefore section wise traffic details will not be available at one plaza for same.
2. All Non-tollable traffic could not be recorded/reported due to unavailability of adequate Lanes & systems. Non-Tollable count includes Reuse of daily/return/monthly pass, exit trips, exemption and violations.
3. Reporting (FASTag/Cash/Card) - 12:00:00 AM to 11:59:59 PM.
4. Fastag Collection is net of Acquiring Bank Charges
5. FASTag Debit Adjustment/Chargeback Received from Bank (Net)
6. Double user fee (from cash vehicles entering dedicated Fastag lane) collected from vehicles are reported separately (count and revenue). These are included in vehicle category wise count and revenue.

MONTHLY/DAILY FEE STATEMENT

Project Highway: Yashwantrao Chavan Expressway

Day/Month: 01-Apr-2025

Sr. No.	Name of Toll Plaza Location	Chainage
Yashwantrao Chavan Expressway section (from Km.0+000 to 94+600)		
1	Shedung	8+740

Type of Vehicle	For corresponding day/month of previous year 1-Apr-2024		For preceding day/month 31-Mar-2025		For the day/month reported upon 1-Apr-2025		
	No. of Vehicles	Fee collected (in lakh Rs.)	No. of Vehicles	Fee collected (in lakh Rs.)	Fee per Vehicle (in Rs.)	No. of Vehicles	Fee collected (in lakh Rs.)
1	2	3	4	5	6	7	8
A-Car (Note-6)	4506	252630	6487	358813	Note-1	5968	333796
B-LCV	2189	153460	1998	138621		2559	177519
C-Bus	95	11547	88	10750		94	11475
D-Truck	731	88918	576	70179		707	86002
E-Three-axle vehicle	92	18988	90	18597		94	20253
F-Multi-axle Truck	669	175286	629	165294		560	146985
G-Oversized vehicle	0	0	0	0		0	0
FASTag Debit Adjustment/ Chargeback Received from Bank (Net) (Note-5)	0	0	0	0	Note-5	0	4908
H- Total	8282	700829	9868	762254		9982	780938

Day/Month wise Opening Balance of Toll Collection & Traffic

Day	1
Month	4
Year	2025
Toll Depositing Bank	State Bank Of India
Bank Account No.	39177623786

Transaction Type	Car/Jeep Count	Total Car/ Jeep Amount (in Rs.)	Bus Count	Total Bus Amount (in Rs.)	Truck Count	Total Truck Amount (in Rs.)	LCV Count	Total LCV Amount (in Rs.)	MAV (Multi Axle Vehicle Count)	Total MAV (Multi Axle Vehicle) Amount (in Rs.)	Three Axle Count	Three Axle Amount (in Rs.)	FASTag Debit Adjustment/ Chargeback Received from Bank (Net) (Note-6)
1	2	3	4	5	6	7	8	9	10	11	12	13	Note-6
Single Journey	5628	297756	93	11233	702	84792	2503	169903	558	145937	90	18597	4908
Double User Fee (FASTag Lane Violation) (Note-6)	340	36040	1	242	5	1210	56	7616	2	1048	4	1656	0

Total Non-Tollable Traffic Count Entry Details (Note-2)						
Transaction Type	Car/Jeep Count	Bus Count	Truck Count	LCV Count	MAV (Multi Axle Vehicle Count)	Three Axle Count
1	2	3	4	5	6	7
Reuse & Exit	0	0	0	0	0	0
Exemption & Violation	1869	3	22	105	3	10



Notes

1. Fee for Fastag vehicles passing two toll plazas, is collected at two plazas in few cases and therefore section wise traffic details will not be available at one plaza for same.
2. All Non-tollable traffic could not be recorded/reported due to unavailability of adequate Lanes & systems. Non-Tollable count includes Reuse of daily/return/monthly pass, exit trips, exemption and violations.
3. Reporting (FASTag/Cash/Card) - 12:00:00 AM to 11:59:59 PM.
4. Fastag Collection is net of Acquiring Bank Charges
5. FASTag Debit Adjustment/Chargeback Received from Bank (Net)
6. Double user fee (from cash vehicles entering dedicated Fastag lane) collected from vehicles are reported separately (count and revenue). These are included in vehicle category wise count and revenue.

MONTHLY/DAILY FEE STATEMENT

Project Highway: Yashwantrao Chavan Expressway

Day/Month: 02-Apr-2025

Sr. No.	Name of Toll Plaza Location	Chainage
Yashwantrao Chavan Expressway section (from Km.0+000 to 94+600)		
1	Shedung	8+740

Type of Vehicle	For corresponding day/month of previous year 2-Apr-2024		For preceding day/month 1-Apr-2025		For the day/month reported upon 2-Apr-2025		
	No. of Vehicles	Fee collected (in lakh Rs.)	No. of Vehicles	Fee collected (in lakh Rs.)	Fee per Vehicle (in Rs.)	No. of Vehicles	Fee collected (in lakh Rs.)
1	2	3	4	5	6	7	8
A-Car (Note-6)	4038	224975	5968	333796	Note-1	6040	336331
B-LCV	2347	163149	2559	177519		2593	179486
C-Bus	85	10255	94	11475		106	12803
D-Truck	736	90978	707	86002		735	90475
E-Three-axle vehicle	110	22910	94	20253		117	24383
F-Multi-axle Truck	657	172415	560	146985		648	171050
G-Oversized vehicle	0	0	0	0		0	0
FASTag Debit Adjustment/ Chargeback Received from Bank (Net) (Note-5)	0	5857	0	4908	Note-5	0	1470
H- Total	7973	690538	9982	780938		10239	815999

Day/Month wise Opening Balance of Toll Collection & Traffic

Day	2
Month	4
Year	2025
Toll Depositing Bank	State Bank Of India
Bank Account No.	39177623786

Transaction Type	Car/Jeep Count	Total Car/ Jeep Amount (in Rs.)	Bus Count	Total Bus Amount (in Rs.)	Truck Count	Total Truck Amount (in Rs.)	LCV Count	Total LCV Amount (in Rs.)	MAV (Multi Axle Vehicle Count)	Total MAV (Multi Axle Vehicle) Amount (in Rs.)	Three Axle Count	Three Axle Amount (in Rs.)	FASTag Debit Adjustment/ Chargeback Received from Bank (Net) (Note-6)
1	2	3	4	5	6	7	8	9	10	11	12	13	Note-6
Single Journey	5724	302835	106	12803	721	87087	2542	172550	642	167906	116	23969	1470
Double User Fee (FASTag Lane Violation) (Note-6)	316	33496	0	0	14	3388	51	6936	6	3144	1	414	0

Total Non-Tollable Traffic Count Entry Details (Note-2)						
Transaction Type	Car/Jeep Count	Bus Count	Truck Count	LCV Count	MAV (Multi Axle Vehicle Count)	Three Axle Count
1	2	3	4	5	6	7
Reuse & Exit	0	0	0	0	0	0
Exemption & Violation	1981	4	25	83	6	23



Notes

1. Fee for Fastag vehicles passing two toll plazas, is collected at two plazas in few cases and therefore section wise traffic details will not be available at one plaza for same.
2. All Non-tollable traffic could not be recorded/reported due to unavailability of adequate Lanes & systems. Non-Tollable count includes Reuse of daily/return/monthly pass, exit trips, exemption and violations.
3. Reporting (FASTag/Cash/Card) - 12:00:00 AM to 11:59:59 PM.
4. Fastag Collection is net of Acquiring Bank Charges
5. FASTag Debit Adjustment/Chargeback Received from Bank (Net)
6. Double user fee (from cash vehicles entering dedicated Fastag lane) collected from vehicles are reported separately (count and revenue). These are included in vehicle category wise count and revenue.

MONTHLY/DAILY FEE STATEMENT

Project Highway: Yashwantrao Chavan Expressway

Day/Month: 03-Apr-2025

Sr. No.	Name of Toll Plaza Location	Chainage
Yashwantrao Chavan Expressway section (from Km.0+000 to 94+600)		
1	Shedung	8+740

Type of Vehicle	For corresponding day/month of previous year 3-Apr-2024		For preceding day/month 2-Apr-2025		For the day/month reported upon 3-Apr-2025		
	No. of Vehicles	Fee collected (in lakh Rs.)	No. of Vehicles	Fee collected (in lakh Rs.)	Fee per Vehicle (in Rs.)	No. of Vehicles	Fee collected (in lakh Rs.)
1	2	3	4	5	6	7	8
A-Car (Note-6)	4495	252208	6040	336331	Note-1	6066	336539
B-LCV	2552	177594	2593	179486		2830	194960
C-Bus	99	11944	106	12803		98	11837
D-Truck	766	94112	735	90475		847	104003
E-Three-axle vehicle	113	23737	117	24383		115	26666
F-Multi-axle Truck	733	191742	648	171050		661	173663
G-Oversized vehicle	0	0	0	0		0	0
FASTag Debit Adjustment/ Chargeback Received from Bank (Net) (Note-5)	0	2842	0	1470	Note-5	0	2293
H- Total	8758	754179	10239	815999		10617	849960

Day/Month wise Opening Balance of Toll Collection & Traffic

Day	3
Month	4
Year	2025
Toll Depositing Bank	State Bank Of India
Bank Account No.	39177623786

Transaction Type	Car/Jeep Count	Total Car/ Jeep Amount (in Rs.)	Bus Count	Total Bus Amount (in Rs.)	Truck Count	Total Truck Amount (in Rs.)	LCV Count	Total LCV Amount (in Rs.)	MAV (Multi Axle Vehicle Count)	Total MAV (Multi Axle Vehicle) Amount (in Rs.)	Three Axle Count	Three Axle Amount (in Rs.)	FASTag Debit Adjustment/ Chargeback Received from Bank (Net) (Note-6)
1	2	3	4	5	6	7	8	9	10	11	12	13	Note-6
Single Journey	5772	305375	98	11837	833	100615	2788	189248	658	172091	101	20870	2293
Double User Fee (FASTag Lane Violation) (Note-6)	294	31164	0	0	14	3388	42	5712	3	1572	14	5796	0

Total Non-Tollable Traffic Count Entry Details (Note-2)						
Transaction Type	Car/Jeep Count	Bus Count	Truck Count	LCV Count	MAV (Multi Axle Vehicle Count)	Three Axle Count
1	2	3	4	5	6	7
Reuse & Exit	0	0	0	0	0	0
Exemption & Violation	1934	4	20	115	5	14



Notes

- Fee for Fastag vehicles passing two toll plazas, is collected at two plazas in few cases and therefore section wise traffic details will not be available at one plaza for same.
- All Non-tollable traffic could not be recorded/reported due to unavailability of adequate Lanes & systems. Non-Tollable count includes Reuse of daily/return/monthly pass, exit trips, exemption and violations.
- Reporting (FASTag/Cash/Card) - 12:00:00 AM to 11:59:59 PM.
- Fastag Collection is net of Acquiring Bank Charges
- FASTag Debit Adjustment/Chargeback Received from Bank (Net)
- Double user fee (from cash vehicles entering dedicated Fastag lane) collected from vehicles are reported separately (count and revenue). These are included in vehicle category wise count and revenue.

MONTHLY/DAILY FEE STATEMENT

Project Highway: Yashwantrao Chavan Expressway

Day/Month: 04-Apr-2025

Sr. No.	Name of Toll Plaza Location	Chainage
Yashwantrao Chavan Expressway section (from Km.0+000 to 94+600)		
1	Shedung	8+740

Type of Vehicle	For corresponding day/month of previous year 4-Apr-2024		For preceding day/month 3-Apr-2025		For the day/month reported upon 4-Apr-2025		
	No. of Vehicles	Fee collected (in lakh Rs.)	No. of Vehicles	Fee collected (in lakh Rs.)	Fee per Vehicle (in Rs.)	No. of Vehicles	Fee collected (in lakh Rs.)
1	2	3	4	5	6	7	8
A-Car (Note-6)	4540	252566	6066	336539	Note-1	6763	374901
B-LCV	2585	179695	2830	194960		2780	192520
C-Bus	86	10461	98	11837		109	13408
D-Truck	795	97369	847	104003		781	95667
E-Three-axle vehicle	95	20024	115	26666		113	23764
F-Multi-axle Truck	703	184694	661	173663		641	168957
G-Oversized vehicle	0	0	0	0		0	0
FASTag Debit Adjustment/ Chargeback Received from Bank (Net) (Note-5)	0	3364	0	2293	Note-5	0	1980
H- Total	8804	748173	10617	849960		11187	871198

Day/Month wise Opening Balance of Toll Collection & Traffic

Day	4
Month	4
Year	2025
Toll Depositing Bank	State Bank Of India
Bank Account No.	39177623786

Transaction Type	Car/Jeep Count	Total Car/ Jeep Amount (in Rs.)	Bus Count	Total Bus Amount (in Rs.)	Truck Count	Total Truck Amount (in Rs.)	LCV Count	Total LCV Amount (in Rs.)	MAV (Multi Axle Vehicle Count)	Total MAV (Multi Axle Vehicle) Amount (in Rs.)	Three Axle Count	Three Axle Amount (in Rs.)	FASTag Debit Adjustment/ Chargeback Received from Bank (Net) (Note-6)
1	2	3	4	5	6	7	8	9	10	11	12	13	Note-6
Single Journey	6441	340769	107	12924	770	93005	2724	184904	636	166337	111	22936	1980
Double User Fee (FASTag Lane Violation) (Note-6)	322	34132	2	484	11	2662	56	7616	5	2620	2	828	0

Total Non-Tollable Traffic Count Entry Details (Note-2)						
Transaction Type	Car/Jeep Count	Bus Count	Truck Count	LCV Count	MAV (Multi Axle Vehicle Count)	Three Axle Count
1	2	3	4	5	6	7
Reuse & Exit	0	0	0	0	0	0
Exemption & Violation	2050	3	31	112	4	19



Notes

1. Fee for Fastag vehicles passing two toll plazas, is collected at two plazas in few cases and therefore section wise traffic details will not be available at one plaza for same.
2. All Non-tollable traffic could not be recorded/reported due to unavailability of adequate Lanes & systems. Non-Tollable count includes Reuse of daily/return/monthly pass, exit trips, exemption and violations.
3. Reporting (FASTag/Cash/Card) - 12:00:00 AM to 11:59:59 PM.
4. Fastag Collection is net of Acquiring Bank Charges
5. FASTag Debit Adjustment/Chargeback Received from Bank (Net)
6. Double user fee (from cash vehicles entering dedicated Fastag lane) collected from vehicles are reported separately (count and revenue). These are included in vehicle category wise count and revenue.

MONTHLY/DAILY FEE STATEMENT

Project Highway: Yashwantrao Chavan Expressway

Day/Month: 05-Apr-2025

Sr. No.	Name of Toll Plaza Location	Chainage
Yashwantrao Chavan Expressway section (from Km.0+000 to 94+600)		
1	Shedung	8+740

Type of Vehicle	For corresponding day/month of previous year 5-Apr-2024		For preceding day/month 4-Apr-2025		For the day/month reported upon 5-Apr-2025		
	No. of Vehicles	Fee collected (in lakh Rs.)	No. of Vehicles	Fee collected (in lakh Rs.)	Fee per Vehicle (in Rs.)	No. of Vehicles	Fee collected (in lakh Rs.)
1	2	3	4	5	6	7	8
A-Car (Note-6)	5032	280958	6763	374901	Note-1	8789	490902
B-LCV	2457	171085	2780	192520		3079	213225
C-Bus	127	15407	109	13408		138	17153
D-Truck	767	94476	781	95667		802	97961
E-Three-axle vehicle	131	27037	113	23764		114	24178
F-Multi-axle Truck	731	191221	641	168957		682	178893
G-Oversized vehicle	0	0	0	0		0	0
FASTag Debit Adjustment/ Chargeback Received from Bank (Net) (Note-5)	0	3048	0	1980	Note-5	0	2019
H- Total	9245	783232	11187	871198		13604	1024332

Day/Month wise Opening Balance of Toll Collection & Traffic

Day	5
Month	4
Year	2025
Toll Depositing Bank	State Bank Of India
Bank Account No.	39177623786

Transaction Type	Car/Jeep Count	Total Car/ Jeep Amount (in Rs.)	Bus Count	Total Bus Amount (in Rs.)	Truck Count	Total Truck Amount (in Rs.)	LCV Count	Total LCV Amount (in Rs.)	MAV (Multi Axle Vehicle Count)	Total MAV (Multi Axle Vehicle) Amount (in Rs.)	Three Axle Count	Three Axle Amount (in Rs.)	FASTag Debit Adjustment/ Chargeback Received from Bank (Net) (Note-6)
1	2	3	4	5	6	7	8	9	10	11	12	13	Note-6
Single Journey	8301	439174	134	16185	793	95783	3017	204793	680	177845	111	22936	2019
Double User Fee (FASTag Lane Violation) (Note-6)	488	51728	4	968	9	2178	62	8432	2	1048	3	1242	0

Total Non-Tollable Traffic Count Entry Details (Note-2)						
Transaction Type	Car/Jeep Count	Bus Count	Truck Count	LCV Count	MAV (Multi Axle Vehicle Count)	Three Axle Count
1	2	3	4	5	6	7
Reuse & Exit	0	0	0	0	0	0
Exemption & Violation	2320	9	21	129	6	15



Notes

1. Fee for Fastag vehicles passing two toll plazas, is collected at two plazas in few cases and therefore section wise traffic details will not be available at one plaza for same.
2. All Non-tollable traffic could not be recorded/reported due to unavailability of adequate Lanes & systems. Non-Tollable count includes Reuse of daily/return/monthly pass, exit trips, exemption and violations.
3. Reporting (FASTag/Cash/Card) - 12:00:00 AM to 11:59:59 PM.
4. Fastag Collection is net of Acquiring Bank Charges
5. FASTag Debit Adjustment/Chargeback Received from Bank (Net)
6. Double user fee (from cash vehicles entering dedicated Fastag lane) collected from vehicles are reported separately (count and revenue). These are included in vehicle category wise count and revenue.

MONTHLY/DAILY FEE STATEMENT

Project Highway: Yashwantrao Chavan Expressway

Day/Month: 06-Apr-2025

Sr. No.	Name of Toll Plaza Location	Chainage
Yashwantrao Chavan Expressway section (from Km.0+000 to 94+600)		
1	Shedung	8+740

Type of Vehicle	For corresponding day/month of previous year 6-Apr-2024		For preceding day/month 5-Apr-2025		For the day/month reported upon 6-Apr-2025		
	No. of Vehicles	Fee collected (in lakh Rs.)	No. of Vehicles	Fee collected (in lakh Rs.)	Fee per Vehicle (in Rs.)	No. of Vehicles	Fee collected (in lakh Rs.)
1	2	3	4	5	6	7	8
A-Car (Note-6)	6366	357299	8789	490902	Note-1	7712	432701
B-LCV	2648	184989	3079	213225		1752	121446
C-Bus	112	14205	138	17153		97	11802
D-Truck	818	99537	802	97961		485	58824
E-Three-axle vehicle	120	24767	114	24178		66	13638
F-Multi-axle Truck	768	201148	682	178893		479	125801
G-Oversized vehicle	0	0	0	0		0	0
FASTag Debit Adjustment/ Chargeback Received from Bank (Net) (Note-5)	0	2052	0	2019	Note-5	0	0
H- Total	10832	883997	13604	1024332		10591	764211

Day/Month wise Opening Balance of Toll Collection & Traffic

Day	6
Month	4
Year	2025
Toll Depositing Bank	State Bank Of India
Bank Account No.	39177623786

Transaction Type	Car/Jeep Count	Total Car/ Jeep Amount (in Rs.)	Bus Count	Total Bus Amount (in Rs.)	Truck Count	Total Truck Amount (in Rs.)	LCV Count	Total LCV Amount (in Rs.)	MAV (Multi Axle Vehicle Count)	Total MAV (Multi Axle Vehicle) Amount (in Rs.)	Three Axle Count	Three Axle Amount (in Rs.)	FASTag Debit Adjustment/ Chargeback Received from Bank (Net) (Note-6)
1	2	3	4	5	6	7	8	9	10	11	12	13	Note-6
Single Journey	7247	383411	97	11802	483	58340	1715	116414	477	124753	66	13638	0
Double User Fee (FASTag Lane Violation) (Note-6)	465	49290	0	0	2	484	37	5032	2	1048	0	0	0

Total Non-Tollable Traffic Count Entry Details (Note-2)						
Transaction Type	Car/Jeep Count	Bus Count	Truck Count	LCV Count	MAV (Multi Axle Vehicle Count)	Three Axle Count
1	2	3	4	5	6	7
Reuse & Exit	0	0	0	0	0	0
Exemption & Violation	1673	1	11	64	6	21



Notes

- Fee for Fastag vehicles passing two toll plazas, is collected at two plazas in few cases and therefore section wise traffic details will not be available at one plaza for same.
- All Non-tollable traffic could not be recorded/reported due to unavailability of adequate Lanes & systems. Non-Tollable count includes Reuse of daily/return/monthly pass, exit trips, exemption and violations.
- Reporting (FASTag/Cash/Card) - 12:00:00 AM to 11:59:59 PM.
- Fastag Collection is net of Acquiring Bank Charges
- FASTag Debit Adjustment/Chargeback Received from Bank (Net)
- Double user fee (from cash vehicles entering dedicated Fastag lane) collected from vehicles are reported separately (count and revenue). These are included in vehicle category wise count and revenue.

MONTHLY/DAILY FEE STATEMENT

Project Highway: Yashwantrao Chavan Expressway

Day/Month: 07-Apr-2025

Sr. No.	Name of Toll Plaza Location	Chainage
Yashwantrao Chavan Expressway section (from Km.0+000 to 94+600)		
1	Shedung	8+740

Type of Vehicle	For corresponding day/month of previous year 7-Apr-2024		For preceding day/month 6-Apr-2025		For the day/month reported upon 7-Apr-2025		
	No. of Vehicles	Fee collected (in lakh Rs.)	No. of Vehicles	Fee collected (in lakh Rs.)	Fee per Vehicle (in Rs.)	No. of Vehicles	Fee collected (in lakh Rs.)
1	2	3	4	5	6	7	8
A-Car (Note-6)	6137	347805	7712	432701	Note-1	6287	350461
B-LCV	1641	114396	1752	121446		2506	172899
C-Bus	113	13997	97	11802		105	13167
D-Truck	513	62861	485	58824		681	82619
E-Three-axle vehicle	55	11351	66	13638		104	22112
F-Multi-axle Truck	562	146810	479	125801		648	171313
G-Oversized vehicle	0	0	0	0		0	0
FASTag Debit Adjustment/ Chargeback Received from Bank (Net) (Note-5)	0	0	0	0	Note-5	0	3481
H- Total	9021	697221	10591	764211		10331	816052

Day/Month wise Opening Balance of Toll Collection & Traffic

Day	7
Month	4
Year	2025
Toll Depositing Bank	State Bank Of India
Bank Account No.	39177623786

Transaction Type	Car/Jeep Count	Total Car/ Jeep Amount (in Rs.)	Bus Count	Total Bus Amount (in Rs.)	Truck Count	Total Truck Amount (in Rs.)	LCV Count	Total LCV Amount (in Rs.)	MAV (Multi Axle Vehicle Count)	Total MAV (Multi Axle Vehicle) Amount (in Rs.)	Three Axle Count	Three Axle Amount (in Rs.)	FASTag Debit Adjustment/ Chargeback Received from Bank (Net) (Note-6)
1	2	3	4	5	6	7	8	9	10	11	12	13	Note-6
Single Journey	5951	314845	101	12199	678	81893	2465	167323	641	167645	101	20870	3481
Double User Fee (FASTag Lane Violation) (Note-6)	336	35616	4	968	3	726	41	5576	7	3668	3	1242	0

Total Non-Tollable Traffic Count Entry Details (Note-2)						
Transaction Type	Car/Jeep Count	Bus Count	Truck Count	LCV Count	MAV (Multi Axle Vehicle Count)	Three Axle Count
1	2	3	4	5	6	7
Reuse & Exit	0	0	0	0	0	0
Exemption & Violation	1834	5	21	101	3	30



Notes

1. Fee for Fastag vehicles passing two toll plazas, is collected at two plazas in few cases and therefore section wise traffic details will not be available at one plaza for same.
2. All Non-tollable traffic could not be recorded/reported due to unavailability of adequate Lanes & systems. Non-Tollable count includes Reuse of daily/return/monthly pass, exit trips, exemption and violations.
3. Reporting (FASTag/Cash/Card) - 12:00:00 AM to 11:59:59 PM.
4. Fastag Collection is net of Acquiring Bank Charges
5. FASTag Debit Adjustment/Chargeback Received from Bank (Net)
6. Double user fee (from cash vehicles entering dedicated Fastag lane) collected from vehicles are reported separately (count and revenue). These are included in vehicle category wise count and revenue.

MONTHLY/DAILY FEE STATEMENT

Project Highway: Yashwantrao Chavan Expressway

Day/Month: 08-Apr-2025

Sr. No.	Name of Toll Plaza Location	Chainage
Yashwantrao Chavan Expressway section (from Km.0+000 to 94+600)		
1	Shedung	8+740

Type of Vehicle	For corresponding day/month of previous year 8-Apr-2024		For preceding day/month 7-Apr-2025		For the day/month reported upon 8-Apr-2025		
	No. of Vehicles	Fee collected (in lakh Rs.)	No. of Vehicles	Fee collected (in lakh Rs.)	Fee per Vehicle (in Rs.)	No. of Vehicles	Fee collected (in lakh Rs.)
1	2	3	4	5	6	7	8
A-Car (Note-6)	4784	267269	6287	350461	Note-1	5994	332145
B-LCV	2395	167973	2506	172899		2877	198696
C-Bus	105	12996	105	13167		90	10992
D-Truck	781	95438	681	82619		818	99894
E-Three-axle vehicle	118	24770	104	22112		111	23766
F-Multi-axle Truck	698	182600	648	171313		678	178109
G-Oversized vehicle	0	0	0	0		0	0
FASTag Debit Adjustment/ Chargeback Received from Bank (Net) (Note-5)	0	0	0	3481	Note-5	0	2035
H- Total	8881	751046	10331	816052		10568	845637

Day/Month wise Opening Balance of Toll Collection & Traffic

Day	8
Month	4
Year	2025
Toll Depositing Bank	State Bank Of India
Bank Account No.	39177623786

Transaction Type	Car/Jeep Count	Total Car/ Jeep Amount (in Rs.)	Bus Count	Total Bus Amount (in Rs.)	Truck Count	Total Truck Amount (in Rs.)	LCV Count	Total LCV Amount (in Rs.)	MAV (Multi Axle Vehicle Count)	Total MAV (Multi Axle Vehicle) Amount (in Rs.)	Three Axle Count	Three Axle Amount (in Rs.)	FASTag Debit Adjustment/ Chargeback Received from Bank (Net) (Note-6)
1	2	3	4	5	6	7	8	9	10	11	12	13	Note-6
Single Journey	5711	302147	89	10750	809	97716	2827	191896	675	176537	107	22110	2035
Double User Fee (FASTag Lane Violation) (Note-6)	283	29998	1	242	9	2178	50	6800	3	1572	4	1656	0

Total Non-Tollable Traffic Count Entry Details (Note-2)						
Transaction Type	Car/Jeep Count	Bus Count	Truck Count	LCV Count	MAV (Multi Axle Vehicle Count)	Three Axle Count
1	2	3	4	5	6	7
Reuse & Exit	0	0	0	0	0	0
Exemption & Violation	1882	2	22	108	4	16



Notes

1. Fee for Fastag vehicles passing two toll plazas, is collected at two plazas in few cases and therefore section wise traffic details will not be available at one plaza for same.
2. All Non-tollable traffic could not be recorded/reported due to unavailability of adequate Lanes & systems. Non-Tollable count includes Reuse of daily/return/monthly pass, exit trips, exemption and violations.
3. Reporting (FASTag/Cash/Card) - 12:00:00 AM to 11:59:59 PM.
4. Fastag Collection is net of Acquiring Bank Charges
5. FASTag Debit Adjustment/Chargeback Received from Bank (Net)
6. Double user fee (from cash vehicles entering dedicated Fastag lane) collected from vehicles are reported separately (count and revenue). These are included in vehicle category wise count and revenue.

MONTHLY/DAILY FEE STATEMENT

Project Highway: Yashwantrao Chavan Expressway

Day/Month: 09-Apr-2025

Sr. No.	Name of Toll Plaza Location	Chainage
Yashwantrao Chavan Expressway section (from Km.0+000 to 94+600)		
1	Shedung	8+740

Type of Vehicle	For corresponding day/month of previous year 9-Apr-2024		For preceding day/month 8-Apr-2025		For the day/month reported upon 9-Apr-2025		
	No. of Vehicles	Fee collected (in lakh Rs.)	No. of Vehicles	Fee collected (in lakh Rs.)	Fee per Vehicle (in Rs.)	No. of Vehicles	Fee collected (in lakh Rs.)
1	2	3	4	5	6	7	8
A-Car (Note-6)	4342	242421	5994	332145	Note-1	6448	357386
B-LCV	1857	129587	2877	198696		2878	198696
C-Bus	85	10497	90	10992		112	13528
D-Truck	693	86277	818	99894		819	99651
E-Three-axle vehicle	83	17338	111	23766		108	24597
F-Multi-axle Truck	700	183912	678	178109		692	181508
G-Oversized vehicle	0	0	0	0		0	0
FASTag Debit Adjustment/ Chargeback Received from Bank (Net) (Note-5)	0	4067	0	2035	Note-5	0	2018
H- Total	7760	674099	10568	845637		11057	877384

Day/Month wise Opening Balance of Toll Collection & Traffic

Day	9
Month	4
Year	2025
Toll Depositing Bank	State Bank Of India
Bank Account No.	39177623786

Transaction Type	Car/Jeep Count	Total Car/ Jeep Amount (in Rs.)	Bus Count	Total Bus Amount (in Rs.)	Truck Count	Total Truck Amount (in Rs.)	LCV Count	Total LCV Amount (in Rs.)	MAV (Multi Axle Vehicle Count)	Total MAV (Multi Axle Vehicle) Amount (in Rs.)	Three Axle Count	Three Axle Amount (in Rs.)	FASTag Debit Adjustment/ Chargeback Received from Bank (Net) (Note-6)
1	2	3	4	5	6	7	8	9	10	11	12	13	Note-6
Single Journey	6142	324950	112	13528	813	98199	2829	192032	690	180460	97	20043	2018
Double User Fee (FASTag Lane Violation) (Note-6)	306	32436	0	0	6	1452	49	6664	2	1048	11	4554	0

Total Non-Tollable Traffic Count Entry Details (Note-2)						
Transaction Type	Car/Jeep Count	Bus Count	Truck Count	LCV Count	MAV (Multi Axle Vehicle Count)	Three Axle Count
1	2	3	4	5	6	7
Reuse & Exit	0	0	0	0	0	0
Exemption & Violation	2024	4	22	104	9	14



Notes

1. Fee for Fastag vehicles passing two toll plazas, is collected at two plazas in few cases and therefore section wise traffic details will not be available at one plaza for same.
2. All Non-tollable traffic could not be recorded/reported due to unavailability of adequate Lanes & systems. Non-Tollable count includes Reuse of daily/return/monthly pass, exit trips, exemption and violations.
3. Reporting (FASTag/Cash/Card) - 12:00:00 AM to 11:59:59 PM.
4. Fastag Collection is net of Acquiring Bank Charges
5. FASTag Debit Adjustment/Chargeback Received from Bank (Net)
6. Double user fee (from cash vehicles entering dedicated Fastag lane) collected from vehicles are reported separately (count and revenue). These are included in vehicle category wise count and revenue.

MONTHLY/DAILY FEE STATEMENT

Project Highway: Yashwantrao Chavan Expressway

Day/Month: 10-Apr-2025

Sr. No.	Name of Toll Plaza Location	Chainage
Yashwantrao Chavan Expressway section (from Km.0+000 to 94+600)		
1	Shedung	8+740

Type of Vehicle	For corresponding day/month of previous year 10-Apr-2024		For preceding day/month 9-Apr-2025		For the day/month reported upon 10-Apr-2025		
	No. of Vehicles	Fee collected (in lakh Rs.)	No. of Vehicles	Fee collected (in lakh Rs.)	Fee per Vehicle (in Rs.)	No. of Vehicles	Fee collected (in lakh Rs.)
1	2	3	4	5	6	7	8
A-Car (Note-6)	4521	251083	6448	357386	Note-1	6592	365164
B-LCV	2260	159160	2878	198696		2956	203990
C-Bus	102	12792	112	13528		119	14737
D-Truck	754	92543	819	99651		844	103761
E-Three-axle vehicle	93	19817	108	24597		96	20044
F-Multi-axle Truck	733	192268	692	181508		690	180722
G-Oversized vehicle	0	0	0	0		0	0
FASTag Debit Adjustment/ Chargeback Received from Bank (Net) (Note-5)	0	4692	0	2018	Note-5	0	0
H- Total	8463	732355	11057	877384		11297	888419

Day/Month wise Opening Balance of Toll Collection & Traffic

Day	10
Month	4
Year	2025
Toll Depositing Bank	State Bank Of India
Bank Account No.	39177623786

Transaction Type	Car/Jeep Count	Total Car/ Jeep Amount (in Rs.)	Bus Count	Total Bus Amount (in Rs.)	Truck Count	Total Truck Amount (in Rs.)	LCV Count	Total LCV Amount (in Rs.)	MAV (Multi Axle Vehicle Count)	Total MAV (Multi Axle Vehicle) Amount (in Rs.)	Three Axle Count	Three Axle Amount (in Rs.)	FASTag Debit Adjustment/ Chargeback Received from Bank (Net) (Note-6)
1	2	3	4	5	6	7	8	9	10	11	12	13	Note-6
Single Journey	6283	332410	116	14011	829	100131	2907	197326	689	180198	95	19630	0
Double User Fee (FASTag Lane Violation) (Note-6)	309	32754	3	726	15	3630	49	6664	1	524	1	414	0

Total Non-Tollable Traffic Count Entry Details (Note-2)						
Transaction Type	Car/Jeep Count	Bus Count	Truck Count	LCV Count	MAV (Multi Axle Vehicle Count)	Three Axle Count
1	2	3	4	5	6	7
Reuse & Exit	0	0	0	0	0	0
Exemption & Violation	1840	1	39	109	7	8



Notes

1. Fee for Fastag vehicles passing two toll plazas, is collected at two plazas in few cases and therefore section wise traffic details will not be available at one plaza for same.
2. All Non-tollable traffic could not be recorded/reported due to unavailability of adequate Lanes & systems. Non-Tollable count includes Reuse of daily/return/monthly pass, exit trips, exemption and violations.
3. Reporting (FASTag/Cash/Card) - 12:00:00 AM to 11:59:59 PM.
4. Fastag Collection is net of Acquiring Bank Charges
5. FASTag Debit Adjustment/Chargeback Received from Bank (Net)
6. Double user fee (from cash vehicles entering dedicated Fastag lane) collected from vehicles are reported separately (count and revenue). These are included in vehicle category wise count and revenue.

MONTHLY/DAILY FEE STATEMENT

Project Highway: Yashwantrao Chavan Expressway

Day/Month: 11-Apr-2025

Sr. No.	Name of Toll Plaza Location	Chainage
Yashwantrao Chavan Expressway section (from Km.0+000 to 94+600)		
1	Shedung	8+740

Type of Vehicle	For corresponding day/month of previous year 11-Apr-2024		For preceding day/month 10-Apr-2025		For the day/month reported upon 11-Apr-2025		
	No. of Vehicles	Fee collected (in lakh Rs.)	No. of Vehicles	Fee collected (in lakh Rs.)	Fee per Vehicle (in Rs.)	No. of Vehicles	Fee collected (in lakh Rs.)
1	2	3	4	5	6	7	8
A-Car (Note-6)	4712	263567	6592	365164	Note-1	6987	387230
B-LCV	2135	148571	2956	203990		2831	195641
C-Bus	102	12306	119	14737		108	13166
D-Truck	673	81679	844	103761		816	99773
E-Three-axle vehicle	108	22706	96	20044		121	26454
F-Multi-axle Truck	639	166925	690	180722		712	187264
G-Oversized vehicle	0	0	0	0		0	0
FASTag Debit Adjustment/ Chargeback Received from Bank (Net) (Note-5)	0	0	0	0	Note-5	0	3902
H- Total	8369	695754	11297	888419		11575	913430

Day/Month wise Opening Balance of Toll Collection & Traffic

Day	11
Month	4
Year	2025
Toll Depositing Bank	State Bank Of India
Bank Account No.	39177623786

Transaction Type	Car/Jeep Count	Total Car/ Jeep Amount (in Rs.)	Bus Count	Total Bus Amount (in Rs.)	Truck Count	Total Truck Amount (in Rs.)	LCV Count	Total LCV Amount (in Rs.)	MAV (Multi Axle Vehicle Count)	Total MAV (Multi Axle Vehicle) Amount (in Rs.)	Three Axle Count	Three Axle Amount (in Rs.)	FASTag Debit Adjustment/ Chargeback Received from Bank (Net) (Note-6)
1	2	3	4	5	6	7	8	9	10	11	12	13	Note-6
Single Journey	6656	352144	107	12924	806	97353	2780	188705	708	185168	114	23556	3902
Double User Fee (FASTag Lane Violation) (Note-6)	331	35086	1	242	10	2420	51	6936	4	2096	7	2898	0

Total Non-Tollable Traffic Count Entry Details (Note-2)						
Transaction Type	Car/Jeep Count	Bus Count	Truck Count	LCV Count	MAV (Multi Axle Vehicle Count)	Three Axle Count
1	2	3	4	5	6	7
Reuse & Exit	0	0	0	0	0	0
Exemption & Violation	1968	3	29	101	6	13



Notes

1. Fee for Fastag vehicles passing two toll plazas, is collected at two plazas in few cases and therefore section wise traffic details will not be available at one plaza for same.
2. All Non-tollable traffic could not be recorded/reported due to unavailability of adequate Lanes & systems. Non-Tollable count includes Reuse of daily/return/monthly pass, exit trips, exemption and violations.
3. Reporting (FASTag/Cash/Card) - 12:00:00 AM to 11:59:59 PM.
4. Fastag Collection is net of Acquiring Bank Charges
5. FASTag Debit Adjustment/Chargeback Received from Bank (Net)
6. Double user fee (from cash vehicles entering dedicated Fastag lane) collected from vehicles are reported separately (count and revenue). These are included in vehicle category wise count and revenue.

MONTHLY/DAILY FEE STATEMENT

Project Highway: Yashwantrao Chavan Expressway

Day/Month: 12-Apr-2025

Sr. No.	Name of Toll Plaza Location	Chainage
Yashwantrao Chavan Expressway section (from Km.0+000 to 94+600)		
1	Shedung	8+740

Type of Vehicle	For corresponding day/month of previous year 12-Apr-2024		For preceding day/month 11-Apr-2025		For the day/month reported upon 12-Apr-2025		
	No. of Vehicles	Fee collected (in lakh Rs.)	No. of Vehicles	Fee collected (in lakh Rs.)	Fee per Vehicle (in Rs.)	No. of Vehicles	Fee collected (in lakh Rs.)
1	2	3	4	5	6	7	8
A-Car (Note-6)	5188	289309	6987	387230	Note-1	8721	487729
B-LCV	2417	168169	2831	195641		2898	201347
C-Bus	117	14358	108	13166		123	15220
D-Truck	781	95314	816	99773		873	106416
E-Three-axle vehicle	109	22496	121	26454		116	24177
F-Multi-axle Truck	772	202193	712	187264		724	189615
G-Oversized vehicle	0	0	0	0		0	0
FASTag Debit Adjustment/ Chargeback Received from Bank (Net) (Note-5)	0	0	0	3902	Note-5	0	1595
H- Total	9384	791840	11575	913430		13455	1026100

Day/Month wise Opening Balance of Toll Collection & Traffic

Day	12
Month	4
Year	2025
Toll Depositing Bank	State Bank Of India
Bank Account No.	39177623786

Transaction Type	Car/Jeep Count	Total Car/ Jeep Amount (in Rs.)	Bus Count	Total Bus Amount (in Rs.)	Truck Count	Total Truck Amount (in Rs.)	LCV Count	Total LCV Amount (in Rs.)	MAV (Multi Axle Vehicle Count)	Total MAV (Multi Axle Vehicle) Amount (in Rs.)	Three Axle Count	Three Axle Amount (in Rs.)	FASTag Debit Adjustment/ Chargeback Received from Bank (Net) (Note-6)
1	2	3	4	5	6	7	8	9	10	11	12	13	Note-6
Single Journey	8225	435153	120	14494	865	104480	2830	192099	723	189091	115	23763	1595
Double User Fee (FASTag Lane Violation) (Note-6)	496	52576	3	726	8	1936	68	9248	1	524	1	414	0

Total Non-Tollable Traffic Count Entry Details (Note-2)						
Transaction Type	Car/Jeep Count	Bus Count	Truck Count	LCV Count	MAV (Multi Axle Vehicle Count)	Three Axle Count
1	2	3	4	5	6	7
Reuse & Exit	0	0	0	0	0	0
Exemption & Violation	1814	5	30	120	11	9



Notes

1. Fee for Fastag vehicles passing two toll plazas, is collected at two plazas in few cases and therefore section wise traffic details will not be available at one plaza for same.
2. All Non-tollable traffic could not be recorded/reported due to unavailability of adequate Lanes & systems. Non-Tollable count includes Reuse of daily/return/monthly pass, exit trips, exemption and violations.
3. Reporting (FASTag/Cash/Card) - 12:00:00 AM to 11:59:59 PM.
4. Fastag Collection is net of Acquiring Bank Charges
5. FASTag Debit Adjustment/Chargeback Received from Bank (Net)
6. Double user fee (from cash vehicles entering dedicated Fastag lane) collected from vehicles are reported separately (count and revenue). These are included in vehicle category wise count and revenue.

MONTHLY/DAILY FEE STATEMENT

Project Highway: Yashwantrao Chavan Expressway

Day/Month: 13-Apr-2025

Sr. No.	Name of Toll Plaza Location	Chainage
Yashwantrao Chavan Expressway section (from Km.0+000 to 94+600)		
1	Shedung	8+740

Type of Vehicle	For corresponding day/month of previous year 13-Apr-2024		For preceding day/month 12-Apr-2025		For the day/month reported upon 13-Apr-2025		
	No. of Vehicles	Fee collected (in lakh Rs.)	No. of Vehicles	Fee collected (in lakh Rs.)	Fee per Vehicle (in Rs.)	No. of Vehicles	Fee collected (in lakh Rs.)
1	2	3	4	5	6	7	8
A-Car (Note-6)	6999	394685	8721	487729	Note-1	8409	470426
B-LCV	2630	184928	2898	201347		1753	121786
C-Bus	141	17911	123	15220		105	12925
D-Truck	780	95559	873	106416		459	56168
E-Three-axle vehicle	141	29309	116	24177		64	13225
F-Multi-axle Truck	795	207676	724	189615		592	155354
G-Oversized vehicle	0	0	0	0		0	0
FASTag Debit Adjustment/ Chargeback Received from Bank (Net) (Note-5)	0	6860	0	1595	Note-5	0	0
H- Total	11486	936926	13455	1026100		11382	829884

Day/Month wise Opening Balance of Toll Collection & Traffic

Day	13
Month	4
Year	2025
Toll Depositing Bank	State Bank Of India
Bank Account No.	39177623786

Transaction Type	Car/Jeep Count	Total Car/ Jeep Amount (in Rs.)	Bus Count	Total Bus Amount (in Rs.)	Truck Count	Total Truck Amount (in Rs.)	LCV Count	Total LCV Amount (in Rs.)	MAV (Multi Axle Vehicle Count)	Total MAV (Multi Axle Vehicle) Amount (in Rs.)	Three Axle Count	Three Axle Amount (in Rs.)	FASTag Debit Adjustment/ Chargeback Received from Bank (Net) (Note-6)
1	2	3	4	5	6	7	8	9	10	11	12	13	Note-6
Single Journey	7928	419440	103	12441	453	54716	1712	116210	590	154306	64	13225	0
Double User Fee (FASTag Lane Violation) (Note-6)	481	50986	2	484	6	1452	41	5576	2	1048	0	0	0

Total Non-Tollable Traffic Count Entry Details (Note-2)						
Transaction Type	Car/Jeep Count	Bus Count	Truck Count	LCV Count	MAV (Multi Axle Vehicle Count)	Three Axle Count
1	2	3	4	5	6	7
Reuse & Exit	0	0	0	0	0	0
Exemption & Violation	1719	1	21	81	9	14



Notes

1. Fee for Fastag vehicles passing two toll plazas, is collected at two plazas in few cases and therefore section wise traffic details will not be available at one plaza for same.
2. All Non-tollable traffic could not be recorded/reported due to unavailability of adequate Lanes & systems. Non-Tollable count includes Reuse of daily/return/monthly pass, exit trips, exemption and violations.
3. Reporting (FASTag/Cash/Card) - 12:00:00 AM to 11:59:59 PM.
4. Fastag Collection is net of Acquiring Bank Charges
5. FASTag Debit Adjustment/Chargeback Received from Bank (Net)
6. Double user fee (from cash vehicles entering dedicated Fastag lane) collected from vehicles are reported separately (count and revenue). These are included in vehicle category wise count and revenue.

MONTHLY/DAILY FEE STATEMENT

Project Highway: Yashwantrao Chavan Expressway

Day/Month: 14-Apr-2025

Sr. No.	Name of Toll Plaza Location	Chainage
Yashwantrao Chavan Expressway section (from Km.0+000 to 94+600)		
1	Shedung	8+740

Type of Vehicle	For corresponding day/month of previous year 14-Apr-2024		For preceding day/month 13-Apr-2025		For the day/month reported upon 14-Apr-2025		
	No. of Vehicles	Fee collected (in lakh Rs.)	No. of Vehicles	Fee collected (in lakh Rs.)	Fee per Vehicle (in Rs.)	No. of Vehicles	Fee collected (in lakh Rs.)
1	2	3	4	5	6	7	8
A-Car (Note-6)	6456	367532	8409	470426	Note-1	6981	386753
B-LCV	1538	107551	1753	121786		2342	162380
C-Bus	111	14241	105	12925		93	11354
D-Truck	499	60322	459	56168		703	85882
E-Three-axle vehicle	91	18990	64	13225		73	15084
F-Multi-axle Truck	645	168491	592	155354		638	167123
G-Oversized vehicle	0	0	0	0		0	0
FASTag Debit Adjustment/ Chargeback Received from Bank (Net) (Note-5)	0	0	0	0	Note-5	0	3443
H- Total	9340	737127	11382	829884		10830	832019

Day/Month wise Opening Balance of Toll Collection & Traffic

Day	14
Month	4
Year	2025
Toll Depositing Bank	State Bank Of India
Bank Account No.	39177623786

Transaction Type	Car/Jeep Count	Total Car/ Jeep Amount (in Rs.)	Bus Count	Total Bus Amount (in Rs.)	Truck Count	Total Truck Amount (in Rs.)	LCV Count	Total LCV Amount (in Rs.)	MAV (Multi Axle Vehicle Count)	Total MAV (Multi Axle Vehicle) Amount (in Rs.)	Three Axle Count	Three Axle Amount (in Rs.)	FASTag Debit Adjustment/ Chargeback Received from Bank (Net) (Note-6)
1	2	3	4	5	6	7	8	9	10	11	12	13	Note-6
Single Journey	6653	351985	92	11112	695	83946	2292	155580	637	166599	73	15084	3443
Double User Fee (FASTag Lane Violation) (Note-6)	328	34768	1	242	8	1936	50	6800	1	524	0	0	0

Total Non-Tollable Traffic Count Entry Details (Note-2)						
Transaction Type	Car/Jeep Count	Bus Count	Truck Count	LCV Count	MAV (Multi Axle Vehicle Count)	Three Axle Count
1	2	3	4	5	6	7
Reuse & Exit	0	0	0	0	0	0
Exemption & Violation	1959	9	16	100	6	5



Notes

1. Fee for Fastag vehicles passing two toll plazas, is collected at two plazas in few cases and therefore section wise traffic details will not be available at one plaza for same.
2. All Non-tollable traffic could not be recorded/reported due to unavailability of adequate Lanes & systems. Non-Tollable count includes Reuse of daily/return/monthly pass, exit trips, exemption and violations.
3. Reporting (FASTag/Cash/Card) - 12:00:00 AM to 11:59:59 PM.
4. Fastag Collection is net of Acquiring Bank Charges
5. FASTag Debit Adjustment/Chargeback Received from Bank (Net)
6. Double user fee (from cash vehicles entering dedicated Fastag lane) collected from vehicles are reported separately (count and revenue). These are included in vehicle category wise count and revenue.

MONTHLY/DAILY FEE STATEMENT

Project Highway: Yashwantrao Chavan Expressway

Day/Month: 15-Apr-2025

Sr. No.	Name of Toll Plaza Location	Chainage
Yashwantrao Chavan Expressway section (from Km.0+000 to 94+600)		
1	Shedung	8+740

Type of Vehicle	For corresponding day/month of previous year 15-Apr-2024		For preceding day/month 14-Apr-2025		For the day/month reported upon 15-Apr-2025		
	No. of Vehicles	Fee collected (in lakh Rs.)	No. of Vehicles	Fee collected (in lakh Rs.)	Fee per Vehicle (in Rs.)	No. of Vehicles	Fee collected (in lakh Rs.)
1	2	3	4	5	6	7	8
A-Car (Note-6)	4762	265893	6981	386753	Note-1	6241	345956
B-LCV	2263	157454	2342	162380		2861	197473
C-Bus	113	13997	93	11354		106	12925
D-Truck	691	84699	703	85882		863	105450
E-Three-axle vehicle	102	21261	73	15084		111	22936
F-Multi-axle Truck	656	171628	638	167123		744	195108
G-Oversized vehicle	0	0	0	0		0	0
FASTag Debit Adjustment/ Chargeback Received from Bank (Net) (Note-5)	0	0	0	3443	Note-5	0	1387
H- Total	8587	714931	10830	832019		10926	881235

Day/Month wise Opening Balance of Toll Collection & Traffic

Day	15
Month	4
Year	2025
Toll Depositing Bank	State Bank Of India
Bank Account No.	39177623786

Transaction Type	Car/Jeep Count	Total Car/ Jeep Amount (in Rs.)	Bus Count	Total Bus Amount (in Rs.)	Truck Count	Total Truck Amount (in Rs.)	LCV Count	Total LCV Amount (in Rs.)	MAV (Multi Axle Vehicle Count)	Total MAV (Multi Axle Vehicle) Amount (in Rs.)	Three Axle Count	Three Axle Amount (in Rs.)	FASTag Debit Adjustment/ Chargeback Received from Bank (Net) (Note-6)
1	2	3	4	5	6	7	8	9	10	11	12	13	Note-6
Single Journey	5944	314474	105	12683	853	103030	2813	190945	742	194060	111	22936	1387
Double User Fee (FASTag Lane Violation) (Note-6)	297	31482	1	242	10	2420	48	6528	2	1048	0	0	0

Total Non-Tollable Traffic Count Entry Details (Note-2)						
Transaction Type	Car/Jeep Count	Bus Count	Truck Count	LCV Count	MAV (Multi Axle Vehicle Count)	Three Axle Count
1	2	3	4	5	6	7
Reuse & Exit	0	0	0	0	0	0
Exemption & Violation	2050	4	44	108	6	16



Notes

1. Fee for Fastag vehicles passing two toll plazas, is collected at two plazas in few cases and therefore section wise traffic details will not be available at one plaza for same.
2. All Non-tollable traffic could not be recorded/reported due to unavailability of adequate Lanes & systems. Non-Tollable count includes Reuse of daily/return/monthly pass, exit trips, exemption and violations.
3. Reporting (FASTag/Cash/Card) - 12:00:00 AM to 11:59:59 PM.
4. Fastag Collection is net of Acquiring Bank Charges
5. FASTag Debit Adjustment/Chargeback Received from Bank (Net)
6. Double user fee (from cash vehicles entering dedicated Fastag lane) collected from vehicles are reported separately (count and revenue). These are included in vehicle category wise count and revenue.

MONTHLY/DAILY FEE STATEMENT

Project Highway: Yashwantrao Chavan Expressway

Day/Month: 16-Apr-2025

Sr. No.	Name of Toll Plaza Location	Chainage
Yashwantrao Chavan Expressway section (from Km.0+000 to 94+600)		
1	Shedung	8+740

Type of Vehicle	For corresponding day/month of previous year 16-Apr-2024		For preceding day/month 15-Apr-2025		For the day/month reported upon 16-Apr-2025		
	No. of Vehicles	Fee collected (in lakh Rs.)	No. of Vehicles	Fee collected (in lakh Rs.)	Fee per Vehicle (in Rs.)	No. of Vehicles	Fee collected (in lakh Rs.)
1	2	3	4	5	6	7	8
A-Car (Note-6)	4723	263248	6241	345956	Note-1	6710	370185
B-LCV	2594	180578	2861	197473		3111	215125
C-Bus	134	16288	106	12925		104	12804
D-Truck	754	91814	863	105450		897	109436
E-Three-axle vehicle	121	25804	111	22936		103	21491
F-Multi-axle Truck	691	181822	744	195108		774	202692
G-Oversized vehicle	0	0	0	0		0	0
FASTag Debit Adjustment/ Chargeback Received from Bank (Net) (Note-5)	0	5593	0	1387	Note-5	0	2140
H- Total	9017	765146	10926	881235		11699	933872

Day/Month wise Opening Balance of Toll Collection & Traffic

Day	16
Month	4
Year	2025
Toll Depositing Bank	State Bank Of India
Bank Account No.	39177623786

Transaction Type	Car/Jeep Count	Total Car/ Jeep Amount (in Rs.)	Bus Count	Total Bus Amount (in Rs.)	Truck Count	Total Truck Amount (in Rs.)	LCV Count	Total LCV Amount (in Rs.)	MAV (Multi Axle Vehicle Count)	Total MAV (Multi Axle Vehicle) Amount (in Rs.)	Three Axle Count	Three Axle Amount (in Rs.)	FASTag Debit Adjustment/ Chargeback Received from Bank (Net) (Note-6)
1	2	3	4	5	6	7	8	9	10	11	12	13	Note-6
Single Journey	6424	339869	102	12320	888	107258	3053	207237	773	202168	102	21077	2140
Double User Fee (FASTag Lane Violation) (Note-6)	286	30316	2	484	9	2178	58	7888	1	524	1	414	0

Total Non-Tollable Traffic Count Entry Details (Note-2)						
Transaction Type	Car/Jeep Count	Bus Count	Truck Count	LCV Count	MAV (Multi Axle Vehicle Count)	Three Axle Count
1	2	3	4	5	6	7
Reuse & Exit	0	0	0	0	0	0
Exemption & Violation	2148	6	40	117	5	24



Notes

1. Fee for Fastag vehicles passing two toll plazas, is collected at two plazas in few cases and therefore section wise traffic details will not be available at one plaza for same.
2. All Non-tollable traffic could not be recorded/reported due to unavailability of adequate Lanes & systems. Non-Tollable count includes Reuse of daily/return/monthly pass, exit trips, exemption and violations.
3. Reporting (FASTag/Cash/Card) - 12:00:00 AM to 11:59:59 PM.
4. Fastag Collection is net of Acquiring Bank Charges
5. FASTag Debit Adjustment/Chargeback Received from Bank (Net)
6. Double user fee (from cash vehicles entering dedicated Fastag lane) collected from vehicles are reported separately (count and revenue). These are included in vehicle category wise count and revenue.

MONTHLY/DAILY FEE STATEMENT

Project Highway: Yashwantrao Chavan Expressway

Day/Month: 17-Apr-2025

Sr. No.	Name of Toll Plaza Location	Chainage
Yashwantrao Chavan Expressway section (from Km.0+000 to 94+600)		
1	Shedung	8+740

Type of Vehicle	For corresponding day/month of previous year 17-Apr-2024		For preceding day/month 16-Apr-2025		For the day/month reported upon 17-Apr-2025		
	No. of Vehicles	Fee collected (in lakh Rs.)	No. of Vehicles	Fee collected (in lakh Rs.)	Fee per Vehicle (in Rs.)	No. of Vehicles	Fee collected (in lakh Rs.)
1	2	3	4	5	6	7	8
A-Car (Note-6)	4872	270959	6710	370185	Note-1	6926	384162
B-LCV	2504	174545	3111	215125		3071	212546
C-Bus	110	13635	104	12804		103	12976
D-Truck	760	92418	897	109436		854	103757
E-Three-axle vehicle	135	28070	103	21491		110	22937
F-Multi-axle Truck	699	183123	774	202692		840	219953
G-Oversized vehicle	0	0	0	0		0	0
FASTag Debit Adjustment/ Chargeback Received from Bank (Net) (Note-5)	0	0	0	2140	Note-5	0	1904
H- Total	9080	762750	11699	933872		11904	958234

Day/Month wise Opening Balance of Toll Collection & Traffic

Day	17
Month	4
Year	2025
Toll Depositing Bank	State Bank Of India
Bank Account No.	39177623786

Transaction Type	Car/Jeep Count	Total Car/ Jeep Amount (in Rs.)	Bus Count	Total Bus Amount (in Rs.)	Truck Count	Total Truck Amount (in Rs.)	LCV Count	Total LCV Amount (in Rs.)	MAV (Multi Axle Vehicle Count)	Total MAV (Multi Axle Vehicle) Amount (in Rs.)	Three Axle Count	Three Axle Amount (in Rs.)	FASTag Debit Adjustment/ Chargeback Received from Bank (Net) (Note-6)
1	2	3	4	5	6	7	8	9	10	11	12	13	Note-6
Single Journey	6592	348758	100	12250	849	102547	3011	204386	839	219429	109	22523	1904
Double User Fee (FASTag Lane Violation) (Note-6)	334	35404	3	726	5	1210	60	8160	1	524	1	414	0

Total Non-Tollable Traffic Count Entry Details (Note-2)						
Transaction Type	Car/Jeep Count	Bus Count	Truck Count	LCV Count	MAV (Multi Axle Vehicle Count)	Three Axle Count
1	2	3	4	5	6	7
Reuse & Exit	0	0	0	0	0	0
Exemption & Violation	1987	2	51	122	11	31



Notes

1. Fee for Fastag vehicles passing two toll plazas, is collected at two plazas in few cases and therefore section wise traffic details will not be available at one plaza for same.
2. All Non-tollable traffic could not be recorded/reported due to unavailability of adequate Lanes & systems. Non-Tollable count includes Reuse of daily/return/monthly pass, exit trips, exemption and violations.
3. Reporting (FASTag/Cash/Card) - 12:00:00 AM to 11:59:59 PM.
4. Fastag Collection is net of Acquiring Bank Charges
5. FASTag Debit Adjustment/Chargeback Received from Bank (Net)
6. Double user fee (from cash vehicles entering dedicated Fastag lane) collected from vehicles are reported separately (count and revenue). These are included in vehicle category wise count and revenue.

MONTHLY/DAILY FEE STATEMENT

Project Highway: Yashwantrao Chavan Expressway

Day/Month: 18-Apr-2025

Sr. No.	Name of Toll Plaza Location	Chainage
Yashwantrao Chavan Expressway section (from Km.0+000 to 94+600)		
1	Shedung	8+740

Type of Vehicle	For corresponding day/month of previous year 18-Apr-2024		For preceding day/month 17-Apr-2025		For the day/month reported upon 18-Apr-2025		
	No. of Vehicles	Fee collected (in lakh Rs.)	No. of Vehicles	Fee collected (in lakh Rs.)	Fee per Vehicle (in Rs.)	No. of Vehicles	Fee collected (in lakh Rs.)
1	2	3	4	5	6	7	8
A-Car (Note-6)	4712	261655	6926	384162	Note-1	8300	460571
B-LCV	2486	172642	3071	212546		2905	200869
C-Bus	141	17253	103	12976		144	17636
D-Truck	769	93139	854	103757		794	97359
E-Three-axle vehicle	110	23118	110	22937		100	21078
F-Multi-axle Truck	675	176854	840	219953		718	188308
G-Oversized vehicle	0	0	0	0		0	0
FASTag Debit Adjustment/ Chargeback Received from Bank (Net) (Note-5)	0	4289	0	1904	Note-5	0	353
H- Total	8893	748951	11904	958234		12961	986174

Day/Month wise Opening Balance of Toll Collection & Traffic

Day	18
Month	4
Year	2025
Toll Depositing Bank	State Bank Of India
Bank Account No.	39177623786

Transaction Type	Car/Jeep Count	Total Car/ Jeep Amount (in Rs.)	Bus Count	Total Bus Amount (in Rs.)	Truck Count	Total Truck Amount (in Rs.)	LCV Count	Total LCV Amount (in Rs.)	MAV (Multi Axle Vehicle Count)	Total MAV (Multi Axle Vehicle) Amount (in Rs.)	Three Axle Count	Three Axle Amount (in Rs.)	FASTag Debit Adjustment/ Chargeback Received from Bank (Net) (Note-6)
1	2	3	4	5	6	7	8	9	10	11	12	13	Note-6
Single Journey	7896	417747	142	17152	782	94455	2851	193525	716	187260	98	20250	353
Double User Fee (FASTag Lane Violation) (Note-6)	404	42824	2	484	12	2904	54	7344	2	1048	2	828	0

Total Non-Tollable Traffic Count Entry Details (Note-2)						
Transaction Type	Car/Jeep Count	Bus Count	Truck Count	LCV Count	MAV (Multi Axle Vehicle Count)	Three Axle Count
1	2	3	4	5	6	7
Reuse & Exit	0	0	0	0	0	0
Exemption & Violation	1937	5	28	134	12	25



Notes

1. Fee for Fastag vehicles passing two toll plazas, is collected at two plazas in few cases and therefore section wise traffic details will not be available at one plaza for same.
2. All Non-tollable traffic could not be recorded/reported due to unavailability of adequate Lanes & systems. Non-Tollable count includes Reuse of daily/return/monthly pass, exit trips, exemption and violations.
3. Reporting (FASTag/Cash/Card) - 12:00:00 AM to 11:59:59 PM.
4. Fastag Collection is net of Acquiring Bank Charges
5. FASTag Debit Adjustment/Chargeback Received from Bank (Net)
6. Double user fee (from cash vehicles entering dedicated Fastag lane) collected from vehicles are reported separately (count and revenue). These are included in vehicle category wise count and revenue.

MONTHLY/DAILY FEE STATEMENT

Project Highway: Yashwantrao Chavan Expressway

Day/Month: 19-Apr-2025

Sr. No.	Name of Toll Plaza Location	Chainage
Yashwantrao Chavan Expressway section (from Km.0+000 to 94+600)		
1	Shedung	8+740

Type of Vehicle	For corresponding day/month of previous year 19-Apr-2024		For preceding day/month 18-Apr-2025		For the day/month reported upon 19-Apr-2025		
	No. of Vehicles	Fee collected (in lakh Rs.)	No. of Vehicles	Fee collected (in lakh Rs.)	Fee per Vehicle (in Rs.)	No. of Vehicles	Fee collected (in lakh Rs.)
1	2	3	4	5	6	7	8
A-Car (Note-6)	5543	308865	8300	460571	Note-1	8744	491548
B-LCV	2525	174809	2905	200869		2872	199719
C-Bus	124	15167	144	17636		137	17275
D-Truck	787	96039	794	97359		788	95543
E-Three-axle vehicle	110	23118	100	21078		108	22316
F-Multi-axle Truck	636	166666	718	188308		733	193281
G-Oversized vehicle	0	0	0	0		0	0
FASTag Debit Adjustment/ Chargeback Received from Bank (Net) (Note-5)	0	2675	0	353	Note-5	0	3071
H- Total	9725	787338	12961	986174		13382	1022752

Day/Month wise Opening Balance of Toll Collection & Traffic

Day	19
Month	4
Year	2025
Toll Depositing Bank	State Bank Of India
Bank Account No.	39177623786

Transaction Type	Car/Jeep Count	Total Car/ Jeep Amount (in Rs.)	Bus Count	Total Bus Amount (in Rs.)	Truck Count	Total Truck Amount (in Rs.)	LCV Count	Total LCV Amount (in Rs.)	MAV (Multi Axle Vehicle Count)	Total MAV (Multi Axle Vehicle) Amount (in Rs.)	Three Axle Count	Three Axle Amount (in Rs.)	FASTag Debit Adjustment/ Chargeback Received from Bank (Net) (Note-6)
1	2	3	4	5	6	7	8	9	10	11	12	13	Note-6
Single Journey	8199	433778	131	15823	785	94817	2802	190199	727	190137	108	22316	3071
Double User Fee (FASTag Lane Violation) (Note-6)	545	57770	6	1452	3	726	70	9520	6	3144	0	0	0

Total Non-Tollable Traffic Count Entry Details (Note-2)						
Transaction Type	Car/Jeep Count	Bus Count	Truck Count	LCV Count	MAV (Multi Axle Vehicle Count)	Three Axle Count
1	2	3	4	5	6	7
Reuse & Exit	0	0	0	0	0	0
Exemption & Violation	1996	1	17	119	8	25



Notes

1. Fee for Fastag vehicles passing two toll plazas, is collected at two plazas in few cases and therefore section wise traffic details will not be available at one plaza for same.
2. All Non-tollable traffic could not be recorded/reported due to unavailability of adequate Lanes & systems. Non-Tollable count includes Reuse of daily/return/monthly pass, exit trips, exemption and violations.
3. Reporting (FASTag/Cash/Card) - 12:00:00 AM to 11:59:59 PM.
4. Fastag Collection is net of Acquiring Bank Charges
5. FASTag Debit Adjustment/Chargeback Received from Bank (Net)
6. Double user fee (from cash vehicles entering dedicated Fastag lane) collected from vehicles are reported separately (count and revenue). These are included in vehicle category wise count and revenue.

MONTHLY/DAILY FEE STATEMENT

Project Highway: Yashwantrao Chavan Expressway

Day/Month: 20-Apr-2025

Sr. No.	Name of Toll Plaza Location	Chainage
Yashwantrao Chavan Expressway section (from Km.0+000 to 94+600)		
1	Shedung	8+740

Type of Vehicle	For corresponding day/month of previous year 20-Apr-2024		For preceding day/month 19-Apr-2025		For the day/month reported upon 20-Apr-2025		
	No. of Vehicles	Fee collected (in lakh Rs.)	No. of Vehicles	Fee collected (in lakh Rs.)	Fee per Vehicle (in Rs.)	No. of Vehicles	Fee collected (in lakh Rs.)
1	2	3	4	5	6	7	8
A-Car (Note-6)	6400	356758	8744	491548	Note-1	9098	507834
B-LCV	2600	182894	2872	199719		1794	124637
C-Bus	143	17859	137	17275		118	14616
D-Truck	782	95679	788	95543		562	68609
E-Three-axle vehicle	139	29519	108	22316		79	16324
F-Multi-axle Truck	725	190704	733	193281		595	157189
G-Oversized vehicle	0	0	0	0		0	0
FASTag Debit Adjustment/ Chargeback Received from Bank (Net) (Note-5)	0	2615	0	3071	Note-5	0	0
H- Total	10789	876027	13382	1022752		12246	889210

Day/Month wise Opening Balance of Toll Collection & Traffic

Day	20
Month	4
Year	2025
Toll Depositing Bank	State Bank Of India
Bank Account No.	39177623786

Transaction Type	Car/Jeep Count	Total Car/ Jeep Amount (in Rs.)	Bus Count	Total Bus Amount (in Rs.)	Truck Count	Total Truck Amount (in Rs.)	LCV Count	Total LCV Amount (in Rs.)	MAV (Multi Axle Vehicle Count)	Total MAV (Multi Axle Vehicle) Amount (in Rs.)	Three Axle Count	Three Axle Amount (in Rs.)	FASTag Debit Adjustment/ Chargeback Received from Bank (Net) (Note-6)
1	2	3	4	5	6	7	8	9	10	11	12	13	Note-6
Single Journey	8599	454940	115	13890	556	67157	1752	118925	589	154045	79	16324	0
Double User Fee (FASTag Lane Violation) (Note-6)	499	52894	3	726	6	1452	42	5712	6	3144	0	0	0

Total Non-Tollable Traffic Count Entry Details (Note-2)						
Transaction Type	Car/Jeep Count	Bus Count	Truck Count	LCV Count	MAV (Multi Axle Vehicle Count)	Three Axle Count
1	2	3	4	5	6	7
Reuse & Exit	0	0	0	0	0	0
Exemption & Violation	2007	1	16	80	5	20



Notes

1. Fee for Fastag vehicles passing two toll plazas, is collected at two plazas in few cases and therefore section wise traffic details will not be available at one plaza for same.
2. All Non-tollable traffic could not be recorded/reported due to unavailability of adequate Lanes & systems. Non-Tollable count includes Reuse of daily/return/monthly pass, exit trips, exemption and violations.
3. Reporting (FASTag/Cash/Card) - 12:00:00 AM to 11:59:59 PM.
4. Fastag Collection is net of Acquiring Bank Charges
5. FASTag Debit Adjustment/Chargeback Received from Bank (Net)
6. Double user fee (from cash vehicles entering dedicated Fastag lane) collected from vehicles are reported separately (count and revenue). These are included in vehicle category wise count and revenue.

MONTHLY/DAILY FEE STATEMENT

Project Highway: Yashwantrao Chavan Expressway

Day/Month: 21-Apr-2025

Sr. No.	Name of Toll Plaza Location	Chainage
Yashwantrao Chavan Expressway section (from Km.0+000 to 94+600)		
1	Shedung	8+740

Type of Vehicle	For corresponding day/month of previous year 21-Apr-2024		For preceding day/month 20-Apr-2025		For the day/month reported upon 21-Apr-2025		
	No. of Vehicles	Fee collected (in lakh Rs.)	No. of Vehicles	Fee collected (in lakh Rs.)	Fee per Vehicle (in Rs.)	No. of Vehicles	Fee collected (in lakh Rs.)
1	2	3	4	5	6	7	8
A-Car (Note-6)	6380	359632	9098	507834	Note-1	6786	376861
B-LCV	1545	108570	1794	124637		2528	176028
C-Bus	98	12066	118	14616		145	18085
D-Truck	503	60806	562	68609		783	95303
E-Three-axle vehicle	79	16928	79	16324		102	21491
F-Multi-axle Truck	554	145508	595	157189		636	167124
G-Oversized vehicle	0	0	0	0		0	0
FASTag Debit Adjustment/ Chargeback Received from Bank (Net) (Note-5)	0	0	0	0	Note-5	0	3150
H- Total	9159	703510	12246	889210		10980	858042

Day/Month wise Opening Balance of Toll Collection & Traffic

Day	21
Month	4
Year	2025
Toll Depositing Bank	State Bank Of India
Bank Account No.	39177623786

Transaction Type	Car/Jeep Count	Total Car/ Jeep Amount (in Rs.)	Bus Count	Total Bus Amount (in Rs.)	Truck Count	Total Truck Amount (in Rs.)	LCV Count	Total LCV Amount (in Rs.)	MAV (Multi Axle Vehicle Count)	Total MAV (Multi Axle Vehicle Amount (in Rs.))	Three Axle Count	Three Axle Amount (in Rs.)	FASTag Debit Adjustment/ Chargeback Received from Bank (Net) (Note-6)
1	2	3	4	5	6	7	8	9	10	11	12	13	Note-6
Single Journey	6450	341245	141	17117	777	93851	2463	167188	633	165552	100	20663	3150
Double User Fee (FASTag Lane Violation) (Note-6)	336	35616	4	968	6	1452	65	8840	3	1572	2	828	0

Total Non-Tollable Traffic Count Entry Details (Note-2)						
Transaction Type	Car/Jeep Count	Bus Count	Truck Count	LCV Count	MAV (Multi Axle Vehicle Count)	Three Axle Count
1	2	3	4	5	6	7
Reuse & Exit	0	0	0	0	0	0
Exemption & Violation	2203	4	13	109	3	23



Notes

1. Fee for Fastag vehicles passing two toll plazas, is collected at two plazas in few cases and therefore section wise traffic details will not be available at one plaza for same.
2. All Non-tollable traffic could not be recorded/reported due to unavailability of adequate Lanes & systems. Non-Tollable count includes Reuse of daily/return/monthly pass, exit trips, exemption and violations.
3. Reporting (FASTag/Cash/Card) - 12:00:00 AM to 11:59:59 PM.
4. Fastag Collection is net of Acquiring Bank Charges
5. FASTag Debit Adjustment/Chargeback Received from Bank (Net)
6. Double user fee (from cash vehicles entering dedicated Fastag lane) collected from vehicles are reported separately (count and revenue). These are included in vehicle category wise count and revenue.

MONTHLY/DAILY FEE STATEMENT

Project Highway: Yashwantrao Chavan Expressway

Day/Month: 22-Apr-2025

Sr. No.	Name of Toll Plaza Location	Chainage
Yashwantrao Chavan Expressway section (from Km.0+000 to 94+600)		
1	Shedung	8+740

Type of Vehicle	For corresponding day/month of previous year 22-Apr-2024		For preceding day/month 21-Apr-2025		For the day/month reported upon 22-Apr-2025		
	No. of Vehicles	Fee collected (in lakh Rs.)	No. of Vehicles	Fee collected (in lakh Rs.)	Fee per Vehicle (in Rs.)	No. of Vehicles	Fee collected (in lakh Rs.)
1	2	3	4	5	6	7	8
A-Car (Note-6)	4950	276782	6786	376861	Note-1	6200	342035
B-LCV	2214	156178	2528	176028		2847	197477
C-Bus	123	15203	145	18085		119	15222
D-Truck	713	86990	783	95303		833	102069
E-Three-axle vehicle	96	20021	102	21491		129	27070
F-Multi-axle Truck	733	192005	636	167124		759	198768
G-Oversized vehicle	0	0	0	0		0	0
FASTag Debit Adjustment/ Chargeback Received from Bank (Net) (Note-5)	0	1633	0	3150	Note-5	0	2214
H- Total	8829	748812	10980	858042		10887	884856

Day/Month wise Opening Balance of Toll Collection & Traffic

Day	22
Month	4
Year	2025
Toll Depositing Bank	State Bank Of India
Bank Account No.	39177623786

Transaction Type	Car/Jeep Count	Total Car/ Jeep Amount (in Rs.)	Bus Count	Total Bus Amount (in Rs.)	Truck Count	Total Truck Amount (in Rs.)	LCV Count	Total LCV Amount (in Rs.)	MAV (Multi Axle Vehicle Count)	Total MAV (Multi Axle Vehicle) Amount (in Rs.)	Three Axle Count	Three Axle Amount (in Rs.)	FASTag Debit Adjustment/ Chargeback Received from Bank (Net) (Note-6)
1	2	3	4	5	6	7	8	9	10	11	12	13	Note-6
Single Journey	5936	314051	112	13528	821	99165	2785	189045	758	198244	127	26242	2214
Double User Fee (FASTag Lane Violation) (Note-6)	264	27984	7	1694	12	2904	62	8432	1	524	2	828	0

Total Non-Tollable Traffic Count Entry Details (Note-2)						
Transaction Type	Car/Jeep Count	Bus Count	Truck Count	LCV Count	MAV (Multi Axle Vehicle Count)	Three Axle Count
1	2	3	4	5	6	7
Reuse & Exit	0	0	0	0	0	0
Exemption & Violation	1986	3	15	112	9	22



Notes

1. Fee for Fastag vehicles passing two toll plazas, is collected at two plazas in few cases and therefore section wise traffic details will not be available at one plaza for same.
2. All Non-tollable traffic could not be recorded/reported due to unavailability of adequate Lanes & systems. Non-Tollable count includes Reuse of daily/return/monthly pass, exit trips, exemption and violations.
3. Reporting (FASTag/Cash/Card) - 12:00:00 AM to 11:59:59 PM.
4. Fastag Collection is net of Acquiring Bank Charges
5. FASTag Debit Adjustment/Chargeback Received from Bank (Net)
6. Double user fee (from cash vehicles entering dedicated Fastag lane) collected from vehicles are reported separately (count and revenue). These are included in vehicle category wise count and revenue.

MONTHLY/DAILY FEE STATEMENT

Project Highway: Yashwantrao Chavan Expressway

Day/Month: 23-Apr-2025

Sr. No.	Name of Toll Plaza Location	Chainage
Yashwantrao Chavan Expressway section (from Km.0+000 to 94+600)		
1	Shedung	8+740

Type of Vehicle	For corresponding day/month of previous year 23-Apr-2024		For preceding day/month 22-Apr-2025		For the day/month reported upon 23-Apr-2025		
	No. of Vehicles	Fee collected (in lakh Rs.)	No. of Vehicles	Fee collected (in lakh Rs.)	Fee per Vehicle (in Rs.)	No. of Vehicles	Fee collected (in lakh Rs.)
1	2	3	4	5	6	7	8
A-Car (Note-6)	4642	258968	6200	342035	Note-1	6671	368494
B-LCV	2425	169325	2847	197477		2959	205352
C-Bus	113	13976	119	15222		114	13977
D-Truck	773	94471	833	102069		848	104608
E-Three-axle vehicle	93	19402	129	27070		92	19010
F-Multi-axle Truck	767	200624	759	198768		742	195110
G-Oversized vehicle	0	0	0	0		0	0
FASTag Debit Adjustment/ Chargeback Received from Bank (Net) (Note-5)	0	4306	0	2214	Note-5	0	0
H- Total	8813	761071	10887	884856		11426	906550

Day/Month wise Opening Balance of Toll Collection & Traffic

Day	23
Month	4
Year	2025
Toll Depositing Bank	State Bank Of India
Bank Account No.	39177623786

Transaction Type	Car/Jeep Count	Total Car/ Jeep Amount (in Rs.)	Bus Count	Total Bus Amount (in Rs.)	Truck Count	Total Truck Amount (in Rs.)	LCV Count	Total LCV Amount (in Rs.)	MAV (Multi Axle Vehicle Count)	Total MAV (Multi Axle Vehicle) Amount (in Rs.)	Three Axle Count	Three Axle Amount (in Rs.)	FASTag Debit Adjustment/ Chargeback Received from Bank (Net) (Note-6)
1	2	3	4	5	6	7	8	9	10	11	12	13	Note-6
Single Journey	6378	337436	113	13735	830	100252	2893	196376	738	193014	92	19010	0
Double User Fee (FASTag Lane Violation) (Note-6)	293	31058	1	242	18	4356	66	8976	4	2096	0	0	0

Total Non-Tollable Traffic Count Entry Details (Note-2)						
Transaction Type	Car/Jeep Count	Bus Count	Truck Count	LCV Count	MAV (Multi Axle Vehicle Count)	Three Axle Count
1	2	3	4	5	6	7
Reuse & Exit	0	0	0	0	0	0
Exemption & Violation	1977	4	32	112	7	21



Notes

1. Fee for Fastag vehicles passing two toll plazas, is collected at two plazas in few cases and therefore section wise traffic details will not be available at one plaza for same.
2. All Non-tollable traffic could not be recorded/reported due to unavailability of adequate Lanes & systems. Non-Tollable count includes Reuse of daily/return/monthly pass, exit trips, exemption and violations.
3. Reporting (FASTag/Cash/Card) - 12:00:00 AM to 11:59:59 PM.
4. Fastag Collection is net of Acquiring Bank Charges
5. FASTag Debit Adjustment/Chargeback Received from Bank (Net)
6. Double user fee (from cash vehicles entering dedicated Fastag lane) collected from vehicles are reported separately (count and revenue). These are included in vehicle category wise count and revenue.

MONTHLY/DAILY FEE STATEMENT

Project Highway: Yashwantrao Chavan Expressway

Day/Month: 24-Apr-2025

Sr. No.	Name of Toll Plaza Location	Chainage
Yashwantrao Chavan Expressway section (from Km.0+000 to 94+600)		
1	Shedung	8+740

Type of Vehicle	For corresponding day/month of previous year 24-Apr-2024		For preceding day/month 23-Apr-2025		For the day/month reported upon 24-Apr-2025		
	No. of Vehicles	Fee collected (in lakh Rs.)	No. of Vehicles	Fee collected (in lakh Rs.)	Fee per Vehicle (in Rs.)	No. of Vehicles	Fee collected (in lakh Rs.)
1	2	3	4	5	6	7	8
A-Car (Note-6)	4611	256050	6671	368494	Note-1	6373	352834
B-LCV	2434	169184	2959	205352		3034	209557
C-Bus	122	15411	114	13977		137	16669
D-Truck	814	99053	848	104608		855	104484
E-Three-axle vehicle	133	27657	92	19010		115	23970
F-Multi-axle Truck	736	192526	742	195110		776	203477
G-Oversized vehicle	0	0	0	0		0	0
FASTag Debit Adjustment/ Chargeback Received from Bank (Net) (Note-5)	0	2098	0	0	Note-5	0	4130
H- Total	8850	761979	11426	906550		11290	915121

Day/Month wise Opening Balance of Toll Collection & Traffic

Day	24
Month	4
Year	2025
Toll Depositing Bank	State Bank Of India
Bank Account No.	39177623786

Transaction Type	Car/Jeep Count	Total Car/ Jeep Amount (in Rs.)	Bus Count	Total Bus Amount (in Rs.)	Truck Count	Total Truck Amount (in Rs.)	LCV Count	Total LCV Amount (in Rs.)	MAV (Multi Axle Vehicle Count)	Total MAV (Multi Axle Vehicle) Amount (in Rs.)	Three Axle Count	Three Axle Amount (in Rs.)	FASTag Debit Adjustment/ Chargeback Received from Bank (Net) (Note-6)
1	2	3	4	5	6	7	8	9	10	11	12	13	Note-6
Single Journey	6078	321564	136	16427	845	102064	2981	202349	774	202429	114	23556	4130
Double User Fee (FASTag Lane Violation) (Note-6)	295	31270	1	242	10	2420	53	7208	2	1048	1	414	0

Total Non-Tollable Traffic Count Entry Details (Note-2)						
Transaction Type	Car/Jeep Count	Bus Count	Truck Count	LCV Count	MAV (Multi Axle Vehicle Count)	Three Axle Count
1	2	3	4	5	6	7
Reuse & Exit	0	0	0	0	0	0
Exemption & Violation	1917	4	17	114	11	24



Notes

1. Fee for Fastag vehicles passing two toll plazas, is collected at two plazas in few cases and therefore section wise traffic details will not be available at one plaza for same.
2. All Non-tollable traffic could not be recorded/reported due to unavailability of adequate Lanes & systems. Non-Tollable count includes Reuse of daily/return/monthly pass, exit trips, exemption and violations.
3. Reporting (FASTag/Cash/Card) - 12:00:00 AM to 11:59:59 PM.
4. Fastag Collection is net of Acquiring Bank Charges
5. FASTag Debit Adjustment/Chargeback Received from Bank (Net)
6. Double user fee (from cash vehicles entering dedicated Fastag lane) collected from vehicles are reported separately (count and revenue). These are included in vehicle category wise count and revenue.

MONTHLY/DAILY FEE STATEMENT

Project Highway: Yashwantrao Chavan Expressway

Day/Month: 25-Apr-2025

Sr. No.	Name of Toll Plaza Location	Chainage
Yashwantrao Chavan Expressway section (from Km.0+000 to 94+600)		
1	Shedung	8+740

Type of Vehicle	For corresponding day/month of previous year 25-Apr-2024		For preceding day/month 24-Apr-2025		For the day/month reported upon 25-Apr-2025		
	No. of Vehicles	Fee collected (in lakh Rs.)	No. of Vehicles	Fee collected (in lakh Rs.)	Fee per Vehicle (in Rs.)	No. of Vehicles	Fee collected (in lakh Rs.)
1	2	3	4	5	6	7	8
A-Car (Note-6)	4811	267311	6373	352834	Note-1	7133	394848
B-LCV	2548	177663	3034	209557		2978	206301
C-Bus	127	15807	137	16669		118	14374
D-Truck	772	93866	855	104484		860	105209
E-Three-axle vehicle	123	25597	115	23970		122	25417
F-Multi-axle Truck	760	199321	776	203477		715	187786
G-Oversized vehicle	0	0	0	0		0	0
FASTag Debit Adjustment/ Chargeback Received from Bank (Net) (Note-5)	0	1991	0	4130	Note-5	0	2015
H- Total	9141	781555	11290	915121		11926	935950

Day/Month wise Opening Balance of Toll Collection & Traffic

Day	25
Month	4
Year	2025
Toll Depositing Bank	State Bank Of India
Bank Account No.	39177623786

Transaction Type	Car/Jeep Count	Total Car/ Jeep Amount (in Rs.)	Bus Count	Total Bus Amount (in Rs.)	Truck Count	Total Truck Amount (in Rs.)	LCV Count	Total LCV Amount (in Rs.)	MAV (Multi Axle Vehicle Count)	Total MAV (Multi Axle Vehicle) Amount (in Rs.)	Three Axle Count	Three Axle Amount (in Rs.)	FASTag Debit Adjustment/ Chargeback Received from Bank (Net) (Note-6)
1	2	3	4	5	6	7	8	9	10	11	12	13	Note-6
Single Journey	6804	359974	117	14132	849	102547	2917	198005	712	186214	121	25003	2015
Double User Fee (FASTag Lane Violation) (Note-6)	329	34874	1	242	11	2662	61	8296	3	1572	1	414	0

Total Non-Tollable Traffic Count Entry Details (Note-2)						
Transaction Type	Car/Jeep Count	Bus Count	Truck Count	LCV Count	MAV (Multi Axle Vehicle Count)	Three Axle Count
1	2	3	4	5	6	7
Reuse & Exit	0	0	0	0	0	0
Exemption & Violation	2030	3	26	127	8	22



Notes

1. Fee for Fastag vehicles passing two toll plazas, is collected at two plazas in few cases and therefore section wise traffic details will not be available at one plaza for same.
2. All Non-tollable traffic could not be recorded/reported due to unavailability of adequate Lanes & systems. Non-Tollable count includes Reuse of daily/return/monthly pass, exit trips, exemption and violations.
3. Reporting (FASTag/Cash/Card) - 12:00:00 AM to 11:59:59 PM.
4. Fastag Collection is net of Acquiring Bank Charges
5. FASTag Debit Adjustment/Chargeback Received from Bank (Net)
6. Double user fee (from cash vehicles entering dedicated Fastag lane) collected from vehicles are reported separately (count and revenue). These are included in vehicle category wise count and revenue.

MONTHLY/DAILY FEE STATEMENT

Project Highway: Yashwantrao Chavan Expressway

Day/Month: 26-Apr-2025

Sr. No.	Name of Toll Plaza Location	Chainage
Yashwantrao Chavan Expressway section (from Km.0+000 to 94+600)		
1	Shedung	8+740

Type of Vehicle	For corresponding day/month of previous year 26-Apr-2024		For preceding day/month 25-Apr-2025		For the day/month reported upon 26-Apr-2025		
	No. of Vehicles	Fee collected (in lakh Rs.)	No. of Vehicles	Fee collected (in lakh Rs.)	Fee per Vehicle (in Rs.)	No. of Vehicles	Fee collected (in lakh Rs.)
1	2	3	4	5	6	7	8
A-Car (Note-6)	5474	303996	7133	394848	Note-1	8998	500208
B-LCV	2485	172779	2978	206301		3208	222254
C-Bus	153	18822	118	14374		177	22228
D-Truck	772	93744	860	105209		829	101465
E-Three-axle vehicle	109	22706	122	25417		113	23557
F-Multi-axle Truck	734	191741	715	187786		683	179679
G-Oversized vehicle	0	0	0	0		0	0
FASTag Debit Adjustment/ Chargeback Received from Bank (Net) (Note-5)	0	2351	0	2015	Note-5	0	1417
H- Total	9727	806139	11926	935950		14008	1050807

Day/Month wise Opening Balance of Toll Collection & Traffic

Day	26
Month	4
Year	2025
Toll Depositing Bank	State Bank Of India
Bank Account No.	39177623786

Transaction Type	Car/Jeep Count	Total Car/ Jeep Amount (in Rs.)	Bus Count	Total Bus Amount (in Rs.)	Truck Count	Total Truck Amount (in Rs.)	LCV Count	Total LCV Amount (in Rs.)	MAV (Multi Axle Vehicle Count)	Total MAV (Multi Axle Vehicle) Amount (in Rs.)	Three Axle Count	Three Axle Amount (in Rs.)	FASTag Debit Adjustment/ Chargeback Received from Bank (Net) (Note-6)
1	2	3	4	5	6	7	8	9	10	11	12	13	Note-6
Single Journey	8543	451978	170	20534	818	98803	3142	213278	679	177583	112	23143	1417
Double User Fee (FASTag Lane Violation) (Note-6)	455	48230	7	1694	11	2662	66	8976	4	2096	1	414	0

Total Non-Tollable Traffic Count Entry Details (Note-2)						
Transaction Type	Car/Jeep Count	Bus Count	Truck Count	LCV Count	MAV (Multi Axle Vehicle Count)	Three Axle Count
1	2	3	4	5	6	7
Reuse & Exit	0	0	0	0	0	0
Exemption & Violation	2117	2	16	134	5	16



Notes

- Fee for Fastag vehicles passing two toll plazas, is collected at two plazas in few cases and therefore section wise traffic details will not be available at one plaza for same.
- All Non-tollable traffic could not be recorded/reported due to unavailability of adequate Lanes & systems. Non-Tollable count includes Reuse of daily/return/monthly pass, exit trips, exemption and violations.
- Reporting (FASTag/Cash/Card) - 12:00:00 AM to 11:59:59 PM.
- Fastag Collection is net of Acquiring Bank Charges
- FASTag Debit Adjustment/Chargeback Received from Bank (Net)
- Double user fee (from cash vehicles entering dedicated Fastag lane) collected from vehicles are reported separately (count and revenue). These are included in vehicle category wise count and revenue.

MONTHLY/DAILY FEE STATEMENT

Project Highway: Yashwantrao Chavan Expressway

Day/Month: 27-Apr-2025

Sr. No.	Name of Toll Plaza Location	Chainage
Yashwantrao Chavan Expressway section (from Km.0+000 to 94+600)		
1	Shedung	8+740

Type of Vehicle	For corresponding day/month of previous year 27-Apr-2024		For preceding day/month 26-Apr-2025		For the day/month reported upon 27-Apr-2025		
	No. of Vehicles	Fee collected (in lakh Rs.)	No. of Vehicles	Fee collected (in lakh Rs.)	Fee per Vehicle (in Rs.)	No. of Vehicles	Fee collected (in lakh Rs.)
1	2	3	4	5	6	7	8
A-Car (Note-6)	6765	380880	8998	500208	Note-1	8115	452005
B-LCV	2504	176317	3208	222254		1992	139712
C-Bus	122	14961	177	22228		107	13045
D-Truck	764	93264	829	101465		538	65710
E-Three-axle vehicle	121	24974	113	23557		80	16531
F-Multi-axle Truck	722	188869	683	179679		608	159801
G-Oversized vehicle	0	0	0	0		0	0
FASTag Debit Adjustment/ Chargeback Received from Bank (Net) (Note-5)	0	1872	0	1417	Note-5	0	0
H- Total	10998	881138	14008	1050807		11440	846804

Day/Month wise Opening Balance of Toll Collection & Traffic

Day	27
Month	4
Year	2025
Toll Depositing Bank	State Bank Of India
Bank Account No.	39177623786

Transaction Type	Car/Jeep Count	Total Car/ Jeep Amount (in Rs.)	Bus Count	Total Bus Amount (in Rs.)	Truck Count	Total Truck Amount (in Rs.)	LCV Count	Total LCV Amount (in Rs.)	MAV (Multi Axle Vehicle Count)	Total MAV (Multi Axle Vehicle) Amount (in Rs.)	Three Axle Count	Three Axle Amount (in Rs.)	FASTag Debit Adjustment/ Chargeback Received from Bank (Net) (Note-6)
1	2	3	4	5	6	7	8	9	10	11	12	13	Note-6
Single Journey	7688	406743	106	12803	532	64258	1926	130736	605	158229	80	16531	0
Double User Fee (FASTag Lane Violation) (Note-6)	427	45262	1	242	6	1452	66	8976	3	1572	0	0	0

Total Non-Tollable Traffic Count Entry Details (Note-2)						
Transaction Type	Car/Jeep Count	Bus Count	Truck Count	LCV Count	MAV (Multi Axle Vehicle Count)	Three Axle Count
1	2	3	4	5	6	7
Reuse & Exit	0	0	0	0	0	0
Exemption & Violation	1634	0	2	79	6	18



Notes

1. Fee for Fastag vehicles passing two toll plazas, is collected at two plazas in few cases and therefore section wise traffic details will not be available at one plaza for same.
2. All Non-tollable traffic could not be recorded/reported due to unavailability of adequate Lanes & systems. Non-Tollable count includes Reuse of daily/return/monthly pass, exit trips, exemption and violations.
3. Reporting (FASTag/Cash/Card) - 12:00:00 AM to 11:59:59 PM.
4. Fastag Collection is net of Acquiring Bank Charges
5. FASTag Debit Adjustment/Chargeback Received from Bank (Net)
6. Double user fee (from cash vehicles entering dedicated Fastag lane) collected from vehicles are reported separately (count and revenue). These are included in vehicle category wise count and revenue.

MONTHLY/DAILY FEE STATEMENT

Project Highway: Yashwantrao Chavan Expressway

Day/Month: 28-Apr-2025

Sr. No.	Name of Toll Plaza Location	Chainage
Yashwantrao Chavan Expressway section (from Km.0+000 to 94+600)		
1	Shedung	8+740

Type of Vehicle	For corresponding day/month of previous year 28-Apr-2024		For preceding day/month 27-Apr-2025		For the day/month reported upon 28-Apr-2025		
	No. of Vehicles	Fee collected (in lakh Rs.)	No. of Vehicles	Fee collected (in lakh Rs.)	Fee per Vehicle (in Rs.)	No. of Vehicles	Fee collected (in lakh Rs.)
1	2	3	4	5	6	7	8
A-Car (Note-6)	6318	356038	8115	452005	Note-1	6490	358227
B-LCV	1586	111963	1992	139712		2609	181253
C-Bus	101	12429	107	13045		103	12805
D-Truck	518	62614	538	65710		756	92890
E-Three-axle vehicle	55	11352	80	16531		96	20044
F-Multi-axle Truck	545	142894	608	159801		680	179682
G-Oversized vehicle	0	0	0	0		0	0
FASTag Debit Adjustment/ Chargeback Received from Bank (Net) (Note-5)	0	0	0	0	Note-5	0	3257
H- Total	9123	697290	11440	846804		10734	848159

Day/Month wise Opening Balance of Toll Collection & Traffic

Day	28
Month	4
Year	2025
Toll Depositing Bank	State Bank Of India
Bank Account No.	39177623786

Transaction Type	Car/Jeep Count	Total Car/ Jeep Amount (in Rs.)	Bus Count	Total Bus Amount (in Rs.)	Truck Count	Total Truck Amount (in Rs.)	LCV Count	Total LCV Amount (in Rs.)	MAV (Multi Axle Vehicle Count)	Total MAV (Multi Axle Vehicle) Amount (in Rs.)	Three Axle Count	Three Axle Amount (in Rs.)	FASTag Debit Adjustment/ Chargeback Received from Bank (Net) (Note-6)
1	2	3	4	5	6	7	8	9	10	11	12	13	Note-6
Single Journey	6210	328547	100	12079	743	89744	2548	172957	673	176014	95	19630	3257
Double User Fee (FASTag Lane Violation) (Note-6)	280	29680	3	726	13	3146	61	8296	7	3668	1	414	0

Total Non-Tollable Traffic Count Entry Details (Note-2)						
Transaction Type	Car/Jeep Count	Bus Count	Truck Count	LCV Count	MAV (Multi Axle Vehicle Count)	Three Axle Count
1	2	3	4	5	6	7
Reuse & Exit	0	0	0	0	0	0
Exemption & Violation	1984	3	16	114	8	12



Notes

1. Fee for Fastag vehicles passing two toll plazas, is collected at two plazas in few cases and therefore section wise traffic details will not be available at one plaza for same.
2. All Non-tollable traffic could not be recorded/reported due to unavailability of adequate Lanes & systems. Non-Tollable count includes Reuse of daily/return/monthly pass, exit trips, exemption and violations.
3. Reporting (FASTag/Cash/Card) - 12:00:00 AM to 11:59:59 PM.
4. Fastag Collection is net of Acquiring Bank Charges
5. FASTag Debit Adjustment/Chargeback Received from Bank (Net)
6. Double user fee (from cash vehicles entering dedicated Fastag lane) collected from vehicles are reported separately (count and revenue). These are included in vehicle category wise count and revenue.

MONTHLY/DAILY FEE STATEMENT

Project Highway: Yashwantrao Chavan Expressway

Day/Month: 29-Apr-2025

Sr. No.	Name of Toll Plaza Location	Chainage
Yashwantrao Chavan Expressway section (from Km.0+000 to 94+600)		
1	Shedung	8+740

Type of Vehicle	For corresponding day/month of previous year 29-Apr-2024		For preceding day/month 28-Apr-2025		For the day/month reported upon 29-Apr-2025		
	No. of Vehicles	Fee collected (in lakh Rs.)	No. of Vehicles	Fee collected (in lakh Rs.)	Fee per Vehicle (in Rs.)	No. of Vehicles	Fee collected (in lakh Rs.)
1	2	3	4	5	6	7	8
A-Car (Note-6)	4663	260342	6490	358227	Note-1	6693	371834
B-LCV	2293	161194	2609	181253		2892	201894
C-Bus	128	15685	103	12805		115	14012
D-Truck	693	84700	756	92890		874	106779
E-Three-axle vehicle	108	22499	96	20044		112	23350
F-Multi-axle Truck	751	196445	680	179682		804	210800
G-Oversized vehicle	0	0	0	0		0	0
FASTag Debit Adjustment/ Chargeback Received from Bank (Net) (Note-5)	0	3154	0	3257	Note-5	0	1789
H- Total	8636	744019	10734	848159		11490	930458

Day/Month wise Opening Balance of Toll Collection & Traffic

Day	29
Month	4
Year	2025
Toll Depositing Bank	State Bank Of India
Bank Account No.	39177623786

Transaction Type	Car/Jeep Count	Total Car/ Jeep Amount (in Rs.)	Bus Count	Total Bus Amount (in Rs.)	Truck Count	Total Truck Amount (in Rs.)	LCV Count	Total LCV Amount (in Rs.)	MAV (Multi Axle Vehicle Count)	Total MAV (Multi Axle Vehicle) Amount (in Rs.)	Three Axle Count	Three Axle Amount (in Rs.)	FASTag Debit Adjustment/ Chargeback Received from Bank (Net) (Note-6)
1	2	3	4	5	6	7	8	9	10	11	12	13	Note-6
Single Journey	6359	336430	114	13770	864	104359	2810	190742	802	209752	111	22936	1789
Double User Fee (FASTag Lane Violation) (Note-6)	334	35404	1	242	10	2420	82	11152	2	1048	1	414	0

Total Non-Tollable Traffic Count Entry Details (Note-2)						
Transaction Type	Car/Jeep Count	Bus Count	Truck Count	LCV Count	MAV (Multi Axle Vehicle Count)	Three Axle Count
1	2	3	4	5	6	7
Reuse & Exit	0	0	0	0	0	0
Exemption & Violation	2020	5	15	105	12	8



Notes

1. Fee for Fastag vehicles passing two toll plazas, is collected at two plazas in few cases and therefore section wise traffic details will not be available at one plaza for same.
2. All Non-tollable traffic could not be recorded/reported due to unavailability of adequate Lanes & systems. Non-Tollable count includes Reuse of daily/return/monthly pass, exit trips, exemption and violations.
3. Reporting (FASTag/Cash/Card) - 12:00:00 AM to 11:59:59 PM.
4. Fastag Collection is net of Acquiring Bank Charges
5. FASTag Debit Adjustment/Chargeback Received from Bank (Net)
6. Double user fee (from cash vehicles entering dedicated Fastag lane) collected from vehicles are reported separately (count and revenue). These are included in vehicle category wise count and revenue.

MONTHLY/DAILY FEE STATEMENT

Project Highway: Yashwantrao Chavan Expressway

Day/Month: 30-Apr-2025

Sr. No.	Name of Toll Plaza Location	Chainage
Yashwantrao Chavan Expressway section (from Km.0+000 to 94+600)		
1	Shedung	8+740

Type of Vehicle	For corresponding day/month of previous year 30-Apr-2024		For preceding day/month 29-Apr-2025		For the day/month reported upon 30-Apr-2025		
	No. of Vehicles	Fee collected (in lakh Rs.)	No. of Vehicles	Fee collected (in lakh Rs.)	Fee per Vehicle (in Rs.)	No. of Vehicles	Fee collected (in lakh Rs.)
1	2	3	4	5	6	7	8
A-Car (Note-6)	4908	275309	6693	371834	Note-1	7514	418509
B-LCV	2471	172239	2892	201894		3109	217101
C-Bus	111	13391	115	14012		111	13650
D-Truck	840	102554	874	106779		883	108715
E-Three-axle vehicle	122	25388	112	23350		129	28107
F-Multi-axle Truck	747	195399	804	210800		829	217338
G-Oversized vehicle	0	0	0	0		0	0
FASTag Debit Adjustment/ Chargeback Received from Bank (Net) (Note-5)	0	3953	0	1789	Note-5	0	2239
H- Total	9199	788234	11490	930458		12575	1005658

Day/Month wise Opening Balance of Toll Collection & Traffic

Day	30
Month	4
Year	2025
Toll Depositing Bank	State Bank Of India
Bank Account No.	39177623786

Transaction Type	Car/Jeep Count	Total Car/ Jeep Amount (in Rs.)	Bus Count	Total Bus Amount (in Rs.)	Truck Count	Total Truck Amount (in Rs.)	LCV Count	Total LCV Amount (in Rs.)	MAV (Multi Axle Vehicle Count)	Total MAV (Multi Axle Vehicle) Amount (in Rs.)	Three Axle Count	Three Axle Amount (in Rs.)	FASTag Debit Adjustment/ Chargeback Received from Bank (Net) (Note-6)
1	2	3	4	5	6	7	8	9	10	11	12	13	Note-6
Single Journey	7119	376639	109	13166	866	104601	3020	204997	827	216290	122	25209	2239
Double User Fee (FASTag Lane Violation) (Note-6)	395	41870	2	484	17	4114	89	12104	2	1048	7	2898	0

Total Non-Tollable Traffic Count Entry Details (Note-2)						
Transaction Type	Car/Jeep Count	Bus Count	Truck Count	LCV Count	MAV (Multi Axle Vehicle Count)	Three Axle Count
1	2	3	4	5	6	7
Reuse & Exit	0	0	0	0	0	0
Exemption & Violation	2144	8	16	118	7	21



Notes

1. Fee for Fastag vehicles passing two toll plazas, is collected at two plazas in few cases and therefore section wise traffic details will not be available at one plaza for same.
2. All Non-tollable traffic could not be recorded/reported due to unavailability of adequate Lanes & systems. Non-Tollable count includes Reuse of daily/return/monthly pass, exit trips, exemption and violations.
3. Reporting (FASTag/Cash/Card) - 12:00:00 AM to 11:59:59 PM.
4. Fastag Collection is net of Acquiring Bank Charges
5. FASTag Debit Adjustment/Chargeback Received from Bank (Net)
6. Double user fee (from cash vehicles entering dedicated Fastag lane) collected from vehicles are reported separately (count and revenue). These are included in vehicle category wise count and revenue.

MONTHLY/DAILY FEE STATEMENT

Project Highway: Yashwantrao Chavan Expressway

Day/Month: 01-Apr-2025

Sr. No.	Name of Toll Plaza Location	Chainage
Yashwantrao Chavan Expressway section (from Km.0+000 to 94+600)		
1	Talegaon	83+200

Type of Vehicle	For corresponding day/month of previous year 1-Apr-2024		For preceding day/month 31-Mar-2025		For the day/month reported upon 1-Apr-2025		
	No. of Vehicles	Fee collected (in lakh Rs.)	No. of Vehicles	Fee collected (in lakh Rs.)	Fee per Vehicle (in Rs.)	No. of Vehicles	Fee collected (in lakh Rs.)
1	2	3	4	5	6	7	8
A-Car (Note-7)	32948	5805421	40079	7207292	Note-1	35196	6191331
B-LCV	4055	1091704	3541	947947		4273	1107425
C-Bus	2432	1195751	2343	1146731		2499	1215474
D-Truck	4282	1591207	3226	1166809		3804	1356384
E-Three-axle vehicle	1024	913499	796	691209		776	663525
F-Multi-axle Truck	4225	4925070	3581	4087422		3920	4378057
G-Oversized vehicle	0	0	0	0		0	0
FASTag Debit Adjustment/ Chargeback Received from Bank (Net) (Note-5)	0	-239	0	11580	Note-5	0	64347
H- Total	48966	15522412	53566	15258989		50468	14976542

Day/Month wise Opening Balance of Toll Collection & Traffic


Day	1
Month	4
Year	2025
Toll Depositing Bank	State Bank Of India
Bank Account No.	39177623786

Transaction Type	Car/Jeep Count	Total Car/ Jeep Amount (in Rs.)	Bus Count	Total Bus Amount (in Rs.)	Truck Count	Total Truck Amount (in Rs.)	LCV Count	Total LCV Amount (in Rs.)	MAV (Multi Axle Vehicle Count)	Total MAV (Multi Axle Vehicle) Amount (in Rs.)	Three Axle Count	Three Axle Count Amount (in Rs.)	FASTag Debit Adjustment/ Chargeback Received from Bank (Net) (Note-5)
1	2	3	4	5	6	7	8	9	10	11	12	13	Note-5
Single Journey	34798	5971971	2492	1202314	3796	1347476	4256	1092083	3919	4374809	775	660265	64347
Double User Fee (FASTag Lane Violation) (Note-6)	398	219360	7	13160	8	8908	17	15342	1	3248	1	3260	0

Total Non-Tollable Traffic Count Entry Details (Note-2)						
Transaction Type	Car/Jeep Count	Bus Count	Truck Count	LCV Count	MAV (Multi Axle Vehicle Count)	Three Axle Count
1	2	3	4	5	6	7
Reuse & Exit	192	4	0	7	0	0
Exemption & Violation	3091	13	27	183	6	12

Notes

1. Fee for Fastag vehicles passing two toll plazas, is collected at two plazas in few cases and therefore section wise traffic details will not be available at one plaza for same.
2. All Non-tollable traffic could not be recorded/reported due to unavailability of adequate Lanes & systems. Non-Tollable count includes Reuse of daily/return/monthly pass, exit trips, exemption and violations.
3. Reporting (FASTag/Cash/Card) - 12:00:00 AM to 11:59:59 PM.
4. Fastag Collection is net of Acquiring Bank Charges
5. FASTag Debit Adjustment/Chargeback Received from Bank (Net)
6. Double user fee (from cash vehicles entering dedicated Fastag lane) collected from vehicles are reported separately (count and revenue). These are included in vehicle category wise count and revenue.



MONTHLY/DAILY FEE STATEMENT

Project Highway: Yashwantrao Chavan Expressway

Day/Month: 02-Apr-2025

Sr. No.	Name of Toll Plaza Location	Chainage
Yashwantrao Chavan Expressway section (from Km.0+000 to 94+600)		
1	Talegaon	83+200

Type of Vehicle	For corresponding day/month of previous year 2-Apr-2024		For preceding day/month 1-Apr-2025		For the day/month reported upon 2-Apr-2025		
	No. of Vehicles	Fee collected (in lakh Rs.)	No. of Vehicles	Fee collected (in lakh Rs.)	Fee per Vehicle (in Rs.)	No. of Vehicles	Fee collected (in lakh Rs.)
1	2	3	4	5	6	7	8
A-Car (Note-7)	27935	4866676	35196	6191331	Note-1	33867	5890923
B-LCV	4287	1108335	4273	1107425		4574	1216486
C-Bus	2202	1072536	2499	1215474		2419	1170684
D-Truck	4261	1467065	3804	1356384		4282	1514840
E-Three-axle vehicle	911	758632	776	663525		874	748560
F-Multi-axle Truck	4497	4949205	3920	4378057		4214	4770900
G-Oversized vehicle	0	0	0	0		0	0
FASTag Debit Adjustment/ Chargeback Received from Bank (Net) (Note-5)	0	108535	0	64347	Note-5	0	15326
H- Total	44093	14330984	50468	14976542		50230	15327719

Day/Month wise Opening Balance of Toll Collection & Traffic

Day	2
Month	4
Year	2025
Toll Depositing Bank	State Bank Of India
Bank Account No.	39177623786

Transaction Type	Car/Jeep Count	Total Car/ Jeep Amount (in Rs.)	Bus Count	Total Bus Amount (in Rs.)	Truck Count	Total Truck Amount (in Rs.)	LCV Count	Total LCV Amount (in Rs.)	MAV (Multi Axle Vehicle Count)	Total MAV (Multi Axle Vehicle) Amount (in Rs.)	Three Axle Count	Three Axle Count Amount (in Rs.)	FASTag Debit Adjustment/ Chargeback Received from Bank (Net) (Note-5)
1	2	3	4	5	6	7	8	9	10	11	12	13	Note-5
Single Journey	33452	5660683	2415	1163164	4277	1508332	4533	1184080	4210	4757908	870	737148	15326
Double User Fee (FASTag Lane Violation) (Note-6)	415	230240	4	7520	5	6508	41	32406	4	12992	4	11412	0

Total Non-Tollable Traffic Count Entry Details (Note-2)						
Transaction Type	Car/Jeep Count	Bus Count	Truck Count	LCV Count	MAV (Multi Axle Vehicle Count)	Three Axle Count
1	2	3	4	5	6	7
Reuse & Exit	218	2	2	12	1	0
Exemption & Violation	2789	12	16	164	12	9



Notes

1. Fee for Fastag vehicles passing two toll plazas, is collected at two plazas in few cases and therefore section wise traffic details will not be available at one plaza for same.
2. All Non-tollable traffic could not be recorded/reported due to unavailability of adequate Lanes & systems. Non-Tollable count includes Reuse of daily/return/monthly pass, exit trips, exemption and violations.
3. Reporting (FASTag/Cash/Card) - 12:00:00 AM to 11:59:59 PM.
4. Fastag Collection is net of Acquiring Bank Charges
5. FASTag Debit Adjustment/Chargeback Received from Bank (Net)
6. Double user fee (from cash vehicles entering dedicated Fastag lane) collected from vehicles are reported separately (count and revenue). These are included in vehicle category wise count and revenue.

MONTHLY/DAILY FEE STATEMENT

Project Highway: Yashwantrao Chavan Expressway

Day/Month: 03-Apr-2025

Sr. No.	Name of Toll Plaza Location	Chainage
Yashwantrao Chavan Expressway section (from Km.0+000 to 94+600)		
1	Talegaon	83+200

Type of Vehicle	For corresponding day/month of previous year 3-Apr-2024		For preceding day/month 2-Apr-2025		For the day/month reported upon 3-Apr-2025		
	No. of Vehicles	Fee collected (in lakh Rs.)	No. of Vehicles	Fee collected (in lakh Rs.)	Fee per Vehicle (in Rs.)	No. of Vehicles	Fee collected (in lakh Rs.)
1	2	3	4	5	6	7	8
A-Car (Note-7)	28939	5030878	33867	5890923	Note-1	34636	5970814
B-LCV	4310	1128283	4574	1216486		4676	1221970
C-Bus	2222	1076799	2419	1170684		2402	1160870
D-Truck	4537	1576540	4282	1514840		4477	1578596
E-Three-axle vehicle	1011	843954	874	748560		936	777820
F-Multi-axle Truck	4503	4841767	4214	4770900		4353	4824335
G-Oversized vehicle	0	0	0	0		0	0
FASTag Debit Adjustment/ Chargeback Received from Bank (Net) (Note-5)	0	46811	0	15326	Note-5	0	37753
H- Total	45522	14545030	50230	15327719		51480	15572158

Day/Month wise Opening Balance of Toll Collection & Traffic

Day	3
Month	4
Year	2025
Toll Depositing Bank	State Bank Of India
Bank Account No.	39177623786

Transaction Type	Car/Jeep Count	Total Car/ Jeep Amount (in Rs.)	Bus Count	Total Bus Amount (in Rs.)	Truck Count	Total Truck Amount (in Rs.)	LCV Count	Total LCV Amount (in Rs.)	MAV (Multi Axle Vehicle Count)	Total MAV (Multi Axle Vehicle) Amount (in Rs.)	Three Axle Count	Three Axle Count Amount (in Rs.)	FASTag Debit Adjustment/ Chargeback Received from Bank (Net) (Note-5)
1	2	3	4	5	6	7	8	9	10	11	12	13	Note-5
Single Journey	34261	5766974	2391	1143966	4474	1574486	4635	1187084	4351	4815675	934	772114	37753
Double User Fee (FASTag Lane Violation) (Note-6)	375	203840	11	16904	3	4110	41	34886	2	8660	2	5706	0

Total Non-Tollable Traffic Count Entry Details (Note-2)						
Transaction Type	Car/Jeep Count	Bus Count	Truck Count	LCV Count	MAV (Multi Axle Vehicle Count)	Three Axle Count
1	2	3	4	5	6	7
Reuse & Exit	186	9	3	12	5	0
Exemption & Violation	2951	14	18	148	14	22

Notes

- Fee for Fastag vehicles passing two toll plazas, is collected at two plazas in few cases and therefore section wise traffic details will not be available at one plaza for same.
- All Non-tollable traffic could not be recorded/reported due to unavailability of adequate Lanes & systems. Non-Tollable count includes Reuse of daily/return/monthly pass, exit trips, exemption and violations.
- Reporting (FASTag/Cash/Card) - 12:00:00 AM to 11:59:59 PM.
- Fastag Collection is net of Acquiring Bank Charges
- FASTag Debit Adjustment/Chargeback Received from Bank (Net)
- Double user fee (from cash vehicles entering dedicated Fastag lane) collected from vehicles are reported separately (count and revenue). These are included in vehicle category wise count and revenue.



MONTHLY/DAILY FEE STATEMENT

Project Highway: Yashwantrao Chavan Expressway

Day/Month: 04-Apr-2025

Sr. No.	Name of Toll Plaza Location	Chainage
Yashwantrao Chavan Expressway section (from Km.0+000 to 94+600)		
1	Talegaon	83+200

Type of Vehicle	For corresponding day/month of previous year 4-Apr-2024		For preceding day/month 3-Apr-2025		For the day/month reported upon 4-Apr-2025		
	No. of Vehicles	Fee collected (in lakh Rs.)	No. of Vehicles	Fee collected (in lakh Rs.)	Fee per Vehicle (in Rs.)	No. of Vehicles	Fee collected (in lakh Rs.)
1	2	3	4	5	6	7	8
A-Car (Note-7)	30227	5213702	34636	5970814	Note-1	38591	6703129
B-LCV	4370	1131145	4676	1221970		4617	1234402
C-Bus	2252	1080562	2402	1160870		2341	1152103
D-Truck	4570	1583882	4477	1578596		4672	1669578
E-Three-axle vehicle	1051	886224	936	777820		949	810390
F-Multi-axle Truck	4709	4977197	4353	4824335		4401	4892430
G-Oversized vehicle	0	0	0	0		0	0
FASTag Debit Adjustment/ Chargeback Received from Bank (Net) (Note-5)	0	37517	0	37753	Note-5	0	33559
H- Total	47179	14910229	51480	15572158		55571	16495592

Day/Month wise Opening Balance of Toll Collection & Traffic

Day	4
Month	4
Year	2025
Toll Depositing Bank	State Bank Of India
Bank Account No.	39177623786

Transaction Type	Car/Jeep Count	Total Car/ Jeep Amount (in Rs.)	Bus Count	Total Bus Amount (in Rs.)	Truck Count	Total Truck Amount (in Rs.)	LCV Count	Total LCV Amount (in Rs.)	MAV (Multi Axle Vehicle Count)	Total MAV (Multi Axle Vehicle) Amount (in Rs.)	Three Axle Count	Three Axle Count Amount (in Rs.)	FASTag Debit Adjustment/ Chargeback Received from Bank (Net) (Note-5)
1	2	3	4	5	6	7	8	9	10	11	12	13	Note-5
Single Journey	38120	6446649	2328	1131911	4666	1661358	4572	1197292	4397	4877274	948	807130	33559
Double User Fee (FASTag Lane Violation) (Note-6)	471	256480	13	20192	6	8220	45	37110	4	15156	1	3260	0

Total Non-Tollable Traffic Count Entry Details (Note-2)						
Transaction Type	Car/Jeep Count	Bus Count	Truck Count	LCV Count	MAV (Multi Axle Vehicle Count)	Three Axle Count
1	2	3	4	5	6	7
Reuse & Exit	215	4	3	11	0	0
Exemption & Violation	2952	21	29	158	14	13

Notes

1. Fee for Fastag vehicles passing two toll plazas, is collected at two plazas in few cases and therefore section wise traffic details will not be available at one plaza for same.
2. All Non-tollable traffic could not be recorded/reported due to unavailability of adequate Lanes & systems. Non-Tollable count includes Reuse of daily/return/monthly pass, exit trips, exemption and violations.
3. Reporting (FASTag/Cash/Card) - 12:00:00 AM to 11:59:59 PM.
4. Fastag Collection is net of Acquiring Bank Charges
5. FASTag Debit Adjustment/Chargeback Received from Bank (Net)
6. Double user fee (from cash vehicles entering dedicated Fastag lane) collected from vehicles are reported separately (count and revenue). These are included in vehicle category wise count and revenue.



MONTHLY/DAILY FEE STATEMENT

Project Highway: Yashwantrao Chavan Expressway

Day/Month: 05-Apr-2025

Sr. No.	Name of Toll Plaza Location	Chainage
Yashwantrao Chavan Expressway section (from Km.0+000 to 94+600)		
1	Talegaon	83+200

Type of Vehicle	For corresponding day/month of previous year 5-Apr-2024		For preceding day/month 4-Apr-2025		For the day/month reported upon 5-Apr-2025		
	No. of Vehicles	Fee collected (in lakh Rs.)	No. of Vehicles	Fee collected (in lakh Rs.)	Fee per Vehicle (in Rs.)	No. of Vehicles	Fee collected (in lakh Rs.)
1	2	3	4	5	6	7	8
A-Car (Note-7)	36213	6244246	38591	6703129	Note-1	45474	7866049
B-LCV	4426	1161207	4617	1234402		5134	1335840
C-Bus	2290	1109761	2341	1152103		2703	1266084
D-Truck	4772	1643283	4672	1669578		4756	1654302
E-Three-axle vehicle	1024	852486	949	810390		995	844158
F-Multi-axle Truck	4868	5270262	4401	4892430		4552	4904230
G-Oversized vehicle	0	0	0	0		0	0
FASTag Debit Adjustment/ Chargeback Received from Bank (Net) (Note-5)	0	48966	0	33559	Note-5	0	26477
H- Total	53593	16330210	55571	16495592		63614	17897140

Day/Month wise Opening Balance of Toll Collection & Traffic

Day	5
Month	4
Year	2025
Toll Depositing Bank	State Bank Of India
Bank Account No.	39177623786

Transaction Type	Car/Jeep Count	Total Car/ Jeep Amount (in Rs.)	Bus Count	Total Bus Amount (in Rs.)	Truck Count	Total Truck Amount (in Rs.)	LCV Count	Total LCV Amount (in Rs.)	MAV (Multi Axle Vehicle Count)	Total MAV (Multi Axle Vehicle) Amount (in Rs.)	Three Axle Count	Three Axle Count Amount (in Rs.)	FASTag Debit Adjustment/ Chargeback Received from Bank (Net) (Note-5)
1	2	3	4	5	6	7	8	9	10	11	12	13	Note-5
Single Journey	44895	7552609	2691	1247772	4749	1646080	5091	1299966	4551	4899900	993	839266	26477
Double User Fee (FASTag Lane Violation) (Note-6)	579	313440	12	18312	7	8222	43	35874	1	4330	2	4892	0

Total Non-Tollable Traffic Count Entry Details (Note-2)						
Transaction Type	Car/Jeep Count	Bus Count	Truck Count	LCV Count	MAV (Multi Axle Vehicle Count)	Three Axle Count
1	2	3	4	5	6	7
Reuse & Exit	263	6	3	17	1	1
Exemption & Violation	3255	18	31	154	19	15

Notes

- Fee for Fastag vehicles passing two toll plazas, is collected at two plazas in few cases and therefore section wise traffic details will not be available at one plaza for same.
- All Non-tollable traffic could not be recorded/reported due to unavailability of adequate Lanes & systems. Non-Tollable count includes Reuse of daily/return/monthly pass, exit trips, exemption and violations.
- Reporting (FASTag/Cash/Card) - 12:00:00 AM to 11:59:59 PM.
- Fastag Collection is net of Acquiring Bank Charges
- FASTag Debit Adjustment/Chargeback Received from Bank (Net)
- Double user fee (from cash vehicles entering dedicated Fastag lane) collected from vehicles are reported separately (count and revenue). These are included in vehicle category wise count and revenue.



MONTHLY/DAILY FEE STATEMENT

Project Highway: Yashwantrao Chavan Expressway

Day/Month: 06-Apr-2025

Sr. No.	Name of Toll Plaza Location	Chainage
Yashwantrao Chavan Expressway section (from Km.0+000 to 94+600)		
1	Talegaon	83+200

Type of Vehicle	For corresponding day/month of previous year 6-Apr-2024		For preceding day/month 5-Apr-2025		For the day/month reported upon 6-Apr-2025		
	No. of Vehicles	Fee collected (in lakh Rs.)	No. of Vehicles	Fee collected (in lakh Rs.)	Fee per Vehicle (in Rs.)	No. of Vehicles	Fee collected (in lakh Rs.)
1	2	3	4	5	6	7	8
A-Car (Note-7)	42144	7430164	45474	7866049	Note-1	49125	8818179
B-LCV	4695	1234311	5134	1335840		4107	1078043
C-Bus	2431	1172871	2703	1266084		2743	1314961
D-Truck	4477	1591467	4756	1654302		4050	1371834
E-Three-axle vehicle	1059	884185	995	844158		846	702956
F-Multi-axle Truck	4690	5121369	4552	4904230		4111	4420119
G-Oversized vehicle	0	0	0	0		0	0
FASTag Debit Adjustment/ Chargeback Received from Bank (Net) (Note-5)	0	33730	0	26477	Note-5	0	-5680
H- Total	59496	17468097	63614	17897140		64982	17700410

Day/Month wise Opening Balance of Toll Collection & Traffic

Day	6
Month	4
Year	2025
Toll Depositing Bank	State Bank Of India
Bank Account No.	39177623786

Transaction Type	Car/Jeep Count	Total Car/ Jeep Amount (in Rs.)	Bus Count	Total Bus Amount (in Rs.)	Truck Count	Total Truck Amount (In Rs.)	LCV Count	Total LCV Amount (in Rs.)	MAV (Multi Axle Vehicle Count)	Total MAV (Multi Axle Vehicle) Amount (in Rs.)	Three Axle Count	Three Axle Count Amount (in Rs.)	FASTag Debit Adjustment/ Chargeback Received from Bank (Net) (Note-5)
1	2	3	4	5	6	7	8	9	10	11	12	13	Note-5
Single Journey	48410	8426659	2740	1310265	4047	1368750	4084	1056513	4111	4420119	846	702956	-5680
Double User Fee (FASTag Lane Violation) (Note-6)	715	391520	3	4696	3	3084	23	21530	0	0	0	0	0

Total Non-Tollable Traffic Count Entry Details (Note-2)						
Transaction Type	Car/Jeep Count	Bus Count	Truck Count	LCV Count	MAV (Multi Axle Vehicle Count)	Three Axle Count
1	2	3	4	5	6	7
Reuse & Exit	298	5	0	19	0	1
Exemption & Violation	3182	16	18	139	16	15

Notes

1. Fee for Fastag vehicles passing two toll plazas, is collected at two plazas in few cases and therefore section wise traffic details will not be available at one plaza for same.
2. All Non-tollable traffic could not be recorded/reported due to unavailability of adequate Lanes & systems. Non-Tollable count includes Reuse of daily/return/monthly pass, exit trips, exemption and violations.
3. Reporting (FASTag/Cash/Card) - 12:00:00 AM to 11:59:59 PM.
4. Fastag Collection is net of Acquiring Bank Charges
5. FASTag Debit Adjustment/Chargeback Received from Bank (Net)
6. Double user fee (from cash vehicles entering dedicated Fastag lane) collected from vehicles are reported separately (count and revenue). These are included in vehicle category wise count and revenue.



MONTHLY/DAILY FEE STATEMENT

Project Highway: Yashwantrao Chavan Expressway

Day/Month: 07-Apr-2025

Sr. No.	Name of Toll Plaza Location	Chainage
Yashwantrao Chavan Expressway section (from Km.0+000 to 94+600)		
1	Talegaon	83+200

Type of Vehicle	For corresponding day/month of previous year 7-Apr-2024		For preceding day/month 6-Apr-2025		For the day/month reported upon 7-Apr-2025		
	No. of Vehicles	Fee collected (in lakh Rs.)	No. of Vehicles	Fee collected (in lakh Rs.)	Fee per Vehicle (in Rs.)	No. of Vehicles	Fee collected (in lakh Rs.)
1	2	3	4	5	6	7	8
A-Car (Note-7)	41798	7527229	49125	8818179	Note-1	38239	6688070
B-LCV	4210	1096961	4107	1078043		4321	1168870
C-Bus	2678	1292631	2743	1314961		2553	1265119
D-Truck	4112	1400813	4050	1371834		4169	1580975
E-Three-axle vehicle	943	759394	846	702956		858	816987
F-Multi-axle Truck	4436	4712808	4111	4420119		4066	4738532
G-Oversized vehicle	0	0	0	0		0	0
FASTag Debit Adjustment/ Chargeback Received from Bank (Net) (Note-5)	0	0	0	-5680	Note-5	0	53497
H- Total	58177	16789837	64982	17700410		54206	16312050

Day/Month wise Opening Balance of Toll Collection & Traffic

Day	7
Month	4
Year	2025
Toll Depositing Bank	State Bank Of India
Bank Account No.	39177623786

Transaction Type	Car/Jeep Count	Total Car/ Jeep Amount (in Rs.)	Bus Count	Total Bus Amount (in Rs.)	Truck Count	Total Truck Amount (in Rs.)	LCV Count	Total LCV Amount (in Rs.)	MAV (Multi Axle Vehicle Count)	Total MAV (Multi Axle Vehicle) Amount (in Rs.)	Three Axle Count	Three Axle Count Amount (in Rs.)	FASTag Debit Adjustment/ Chargeback Received from Bank (Net) (Note-5)
1	2	3	4	5	6	7	8	9	10	11	12	13	Note-5
Single Journey	37823	6458150	2542	1248215	4167	1578235	4304	1154024	4064	4729872	856	811281	53497
Double User Fee (FASTag Lane Violation) (Note-6)	416	229920	11	16904	2	2740	17	14846	2	8660	2	5706	0

Total Non-Tollable Traffic Count Entry Details (Note-2)						
Transaction Type	Car/Jeep Count	Bus Count	Truck Count	LCV Count	MAV (Multi Axle Vehicle Count)	Three Axle Count
1	2	3	4	5	6	7
Reuse & Exit	196	4	3	8	3	0
Exemption & Violation	3042	23	12	175	12	7

Notes

1. Fee for Fastag vehicles passing two toll plazas, is collected at two plazas in few cases and therefore section wise traffic details will not be available at one plaza for same.
2. All Non-tollable traffic could not be recorded/reported due to unavailability of adequate Lanes & systems. Non-Tollable count includes Reuse of daily/return/monthly pass, exit trips, exemption and violations.
3. Reporting (FASTag/Cash/Card) - 12:00:00 AM to 11:59:59 PM.
4. Fastag Collection is net of Acquiring Bank Charges
5. FASTag Debit Adjustment/Chargeback Received from Bank (Net)
6. Double user fee (from cash vehicles entering dedicated Fastag lane) collected from vehicles are reported separately (count and revenue). These are included in vehicle category wise count and revenue.



MONTHLY/DAILY FEE STATEMENT

Project Highway: Yashwantrao Chavan Expressway

Day/Month: 08-Apr-2025

Sr. No.	Name of Toll Plaza Location	Chainage
Yashwantrao Chavan Expressway section (from Km.0+000 to 94+600)		
1	Talegaon	83+200

Type of Vehicle	For corresponding day/month of previous year 8-Apr-2024		For preceding day/month 7-Apr-2025		For the day/month reported upon 8-Apr-2025		
	No. of Vehicles	Fee collected (in lakh Rs.)	No. of Vehicles	Fee collected (in lakh Rs.)	Fee per Vehicle (in Rs.)	No. of Vehicles	Fee collected (in lakh Rs.)
1	2	3	4	5	6	7	8
A-Car (Note-7)	32657	5763136	38239	6688070	Note-1	33638	5708901
B-LCV	4067	1089575	4321	1168870		4861	1238536
C-Bus	2442	1201138	2553	1265119		2447	1162098
D-Truck	3940	1487760	4169	1580975		4718	1647642
E-Three-axle vehicle	931	861518	858	816987		898	736736
F-Multi-axle Truck	4126	4733444	4066	4738532		4619	5077175
G-Oversized vehicle	0	0	0	0		0	0
FASTag Debit Adjustment/ Chargeback Received from Bank (Net) (Note-5)	0	-888	0	53497	Note-5	0	23730
H- Total	48163	15135682	54206	16312050		51181	15594817

Day/Month wise Opening Balance of Toll Collection & Traffic

Day	8
Month	4
Year	2025
Toll Depositing Bank	State Bank Of India
Bank Account No.	39177623786

Transaction Type	Car/Jeep Count	Total Car/ Jeep Amount (in Rs.)	Bus Count	Total Bus Amount (in Rs.)	Truck Count	Total Truck Amount (in Rs.)	LCV Count	Total LCV Amount (in Rs.)	MAV (Multi Axle Vehicle Count)	Total MAV (Multi Axle Vehicle) Amount (in Rs.)	Three Axle Count	Three Axle Count Amount (in Rs.)	FASTag Debit Adjustment/ Chargeback Received from Bank (Net) (Note-5)
1	2	3	4	5	6	7	8	9	10	11	12	13	Note-5
Single Journey	33243	5492581	2442	1153642	4712	1639422	4835	1216020	4617	5069597	895	728584	23730
Double User Fee (FASTag Lane Violation) (Note-6)	395	216320	5	8456	6	8220	26	22516	2	7578	3	8152	0

Total Non-Tollable Traffic Count Entry Details (Note-2)						
Transaction Type	Car/Jeep Count	Bus Count	Truck Count	LCV Count	MAV (Multi Axle Vehicle Count)	Three Axle Count
1	2	3	4	5	6	7
Reuse & Exit	216	4	3	15	2	0
Exemption & Violation	2963	15	24	186	27	11

Notes

- Fee for Fastag vehicles passing two toll plazas, is collected at two plazas in few cases and therefore section wise traffic details will not be available at one plaza for same.
- All Non-tollable traffic could not be recorded/reported due to unavailability of adequate Lanes & systems. Non-Tollable count includes Reuse of daily/return/monthly pass, exit trips, exemption and violations.
- Reporting (FASTag/Cash/Card) - 12:00:00 AM to 11:59:59 PM.
- Fastag Collection is net of Acquiring Bank Charges
- FASTag Debit Adjustment/Chargeback Received from Bank (Net)
- Double user fee (from cash vehicles entering dedicated Fastag lane) collected from vehicles are reported separately (count and revenue). These are included in vehicle category wise count and revenue.



MONTHLY/DAILY FEE STATEMENT

Project Highway: Yashwantrao Chavan Expressway

Day/Month: 09-Apr-2025

Sr. No.	Name of Toll Plaza Location	Chainage
Yashwantrao Chavan Expressway section (from Km.0+000 to 94+600)		
1	Talegaon	83+200

Type of Vehicle	For corresponding day/month of previous year		For preceding day/month		For the day/month reported upon		
	9-Apr-2024		8-Apr-2025		9-Apr-2025		
	No. of Vehicles	Fee collected (in lakh Rs.)	No. of Vehicles	Fee collected (in lakh Rs.)	Fee per Vehicle (in Rs.)	No. of Vehicles	Fee collected (in lakh Rs.)
1	2	3	4	5	6	7	8
A-Car (Note-7)	27084	4585421	33638	5708901	Note-1	35862	6069868
B-LCV	3815	945832	4861	1238536		4801	1238878
C-Bus	2328	1076525	2447	1162098		2440	1198538
D-Truck	4179	1354779	4718	1647642		4781	1668496
E-Three-axle vehicle	901	715118	898	736736		956	801835
F-Multi-axle Truck	4125	4304257	4619	5077175		4603	5131226
G-Oversized vehicle	0	0	0	0		0	0
FASTag Debit Adjustment/ Chargeback Received from Bank (Net) (Note-5)	0	80810	0	23730	Note-5	0	36220
H- Total	42432	13062743	51181	15594817		53443	16145060

Day/Month wise Opening Balance of Toll Collection & Traffic

Day	9
Month	4
Year	2025
Toll Depositing Bank	State Bank Of India
Bank Account No.	39177623786

Transaction Type	Car/Jeep Count	Total Car/ Jeep Amount (in Rs.)	Bus Count	Total Bus Amount (in Rs.)	Truck Count	Total Truck Amount (In Rs.)	LCV Count	Total LCV Amount (in Rs.)	MAV (Multi Axle Vehicle Count)	Total MAV (Multi Axle Vehicle) Amount (in Rs.)	Three Axle Count	Three Axle Count Amount (in Rs.)	FASTag Debit Adjustment/ Chargeback Received from Bank (Net) (Note-5)
1	2	3	4	5	6	7	8	9	10	11	12	13	Note-5
Single Journey	35459	5849548	2434	1187730	4776	1661988	4784	1223784	4603	5131226	953	792055	36220
Double User Fee (FASTag Lane Violation) (Note-6)	403	220320	6	10808	5	6508	17	15094	0	0	3	9780	0

Total Non-Tollable Traffic Count Entry Details (Note-2)						
Transaction Type	Car/Jeep Count	Bus Count	Truck Count	LCV Count	MAV (Multi Axle Vehicle Count)	Three Axle Count
1	2	3	4	5	6	7
Reuse & Exit	211	12	1	14	2	0
Exemption & Violation	3160	5	27	175	18	7

Notes

1. Fee for Fastag vehicles passing two toll plazas, is collected at two plazas in few cases and therefore section wise traffic details will not be available at one plaza for same.
2. All Non-tollable traffic could not be recorded/reported due to unavailability of adequate Lanes & systems. Non-Tollable count includes Reuse of daily/return/monthly pass, exit trips, exemption and violations.
3. Reporting (FASTag/Cash/Card) - 12:00:00 AM to 11:59:59 PM.
4. Fastag Collection is net of Acquiring Bank Charges
5. FASTag Debit Adjustment/Chargeback Received from Bank (Net)
6. Double user fee (from cash vehicles entering dedicated Fastag lane) collected from vehicles are reported separately (count and revenue). These are included in vehicle category wise count and revenue.



MONTHLY/DAILY FEE STATEMENT

Project Highway: Yashwantrao Chavan Expressway

Day/Month: 10-Apr-2025

Sr. No.	Name of Toll Plaza Location	Chainage
Yashwantrao Chavan Expressway section (from Km.0+000 to 94+600)		
1	Talegaon	83+200

Type of Vehicle	For corresponding day/month of previous year 10-Apr-2024		For preceding day/month 9-Apr-2025		For the day/month reported upon 10-Apr-2025		
	No. of Vehicles	Fee collected (in lakh Rs.)	No. of Vehicles	Fee collected (in lakh Rs.)	Fee per Vehicle (in Rs.)	No. of Vehicles	Fee collected (in lakh Rs.)
1	2	3	4	5	6	7	8
A-Car (Note-7)	32667	5671030	35862	6069868	Note-1	40070	6688552
B-LCV	3869	1043361	4801	1238878		5125	1330864
C-Bus	2336	1129235	2440	1198538		2801	1317454
D-Truck	3621	1299486	4781	1668496		5089	1745038
E-Three-axle vehicle	799	703000	956	801835		1005	844143
F-Multi-axle Truck	3647	4067995	4603	5131226		4702	4994419
G-Oversized vehicle	0	0	0	0		0	0
FASTag Debit Adjustment/ Chargeback Received from Bank (Net) (Note-5)	0	74161	0	36220	Note-5	0	-1632
H- Total	46939	13988267	53443	16145060		58792	16918839

Day/Month wise Opening Balance of Toll Collection & Traffic

Day	10
Month	4
Year	2025
Toll Depositing Bank	State Bank Of India
Bank Account No.	39177623786

Transaction Type	Car/Jeep Count	Total Car/ Jeep Amount (in Rs.)	Bus Count	Total Bus Amount (in Rs.)	Truck Count	Total Truck Amount (in Rs.)	LCV Count	Total LCV Amount (in Rs.)	MAV (Multi Axle Vehicle Count)	Total MAV (Multi Axle Vehicle) Amount (in Rs.)	Three Axle Count	Three Axle Count Amount (in Rs.)	FASTag Debit Adjustment/ Chargeback Received from Bank (Net) (Note-5)
1	2	3	4	5	6	7	8	9	10	11	12	13	Note-5
Single Journey	39638	6456072	2788	1297262	5084	1738530	5105	1313296	4702	4994419	1003	839251	-1632
Double User Fee (FASTag Lane Violation) (Note-6)	432	232480	13	20192	5	6508	20	17568	0	0	2	4892	0

Total Non-Tollable Traffic Count Entry Details (Note-2)						
Transaction Type	Car/Jeep Count	Bus Count	Truck Count	LCV Count	MAV (Multi Axle Vehicle Count)	Three Axle Count
1	2	3	4	5	6	7
Reuse & Exit	241	18	6	17	1	0
Exemption & Violation	3231	15	25	198	18	8

Notes

- Fee for Fastag vehicles passing two toll plazas, is collected at two plazas in few cases and therefore section wise traffic details will not be available at one plaza for same.
- All Non-tollable traffic could not be recorded/reported due to unavailability of adequate Lanes & systems. Non-Tollable count includes Reuse of daily/return/monthly pass, exit trips, exemption and violations.
- Reporting (FASTag/Cash/Card) - 12:00:00 AM to 11:59:59 PM.
- Fastag Collection is net of Acquiring Bank Charges
- FASTag Debit Adjustment/Chargeback Received from Bank (Net)
- Double user fee (from cash vehicles entering dedicated Fastag lane) collected from vehicles are reported separately (count and revenue). These are included in vehicle category wise count and revenue.



MONTHLY/DAILY FEE STATEMENT

Project Highway: Yashwantrao Chavan Expressway

Day/Month: 11-Apr-2025

Sr. No.	Name of Toll Plaza Location	Chainage
Yashwantrao Chavan Expressway section (from Km.0+000 to 94+600)		
1	Talegaon	83+200

Type of Vehicle	For corresponding day/month of previous year 11-Apr-2024		For preceding day/month 10-Apr-2025		For the day/month reported upon 11-Apr-2025		
	No. of Vehicles	Fee collected (in lakh Rs.)	No. of Vehicles	Fee collected (in lakh Rs.)	Fee per Vehicle (in Rs.)	No. of Vehicles	Fee collected (in lakh Rs.)
1	2	3	4	5	6	7	8
A-Car (Note-7)	33299	5825593	40070	6688552	Note-1	44333	6253469
B-LCV	3646	929430	5125	1330864		5063	1197582
C-Bus	2409	1124916	2801	1317454		2692	1163986
D-Truck	3976	1322734	5089	1745038		4884	1555116
E-Three-axle vehicle	901	711038	1005	844143		1037	819673
F-Multi-axle Truck	4176	4338254	4702	4994419		4657	4853916
G-Oversized vehicle	0	0	0	0		0	0
FASTag Debit Adjustment/ Chargeback Received from Bank (Net) (Note-5)	0	-236	0	-1632	Note-5	0	69757
H- Total	48407	14251730	58792	16918839		62666	15913498

Day/Month wise Opening Balance of Toll Collection & Traffic

Day	11
Month	4
Year	2025
Toll Depositing Bank	State Bank Of India
Bank Account No.	39177623786

Transaction Type	Car/Jeep Count	Total Car/ Jeep Amount (in Rs.)	Bus Count	Total Bus Amount (in Rs.)	Truck Count	Total Truck Amount (In Rs.)	LCV Count	Total LCV Amount (in Rs.)	MAV (Multi Axle Vehicle Count)	Total MAV (Multi Axle Vehicle) Amount (in Rs.)	Three Axle Count	Three Axle Count Amount (in Rs.)	FASTag Debit Adjustment/ Chargeback Received from Bank (Net) (Note-5)
1	2	3	4	5	6	7	8	9	10	11	12	13	Note-5
Single Journey	43849	5984509	2680	1147090	4876	1545182	5040	1176052	4655	4846338	1037	819673	69757
Double User Fee (FASTag Lane Violation) (Note-6)	484	268960	12	16896	8	9934	23	21530	2	7578	0	0	0

Total Non-Tollable Traffic Count Entry Details (Note-2)						
Transaction Type	Car/Jeep Count	Bus Count	Truck Count	LCV Count	MAV (Multi Axle Vehicle Count)	Three Axle Count
1	2	3	4	5	6	7
Reuse & Exit	245	3	3	23	1	0
Exemption & Violation	3317	35	30	220	22	16

Notes

1. Fee for Fastag vehicles passing two toll plazas, is collected at two plazas in few cases and therefore section wise traffic details will not be available at one plaza for same.
2. All Non-tollable traffic could not be recorded/reported due to unavailability of adequate Lanes & systems. Non-Tollable count includes Reuse of daily/return/monthly pass, exit trips, exemption and violations.
3. Reporting (FASTag/Cash/Card) - 12:00:00 AM to 11:59:59 PM.
4. Fastag Collection is net of Acquiring Bank Charges
5. FASTag Debit Adjustment/Chargeback Received from Bank (Net)
6. Double user fee (from cash vehicles entering dedicated Fastag lane) collected from vehicles are reported separately (count and revenue). These are included in vehicle category wise count and revenue.



MONTHLY/DAILY FEE STATEMENT

Project Highway: Yashwantrao Chavan Expressway

Day/Month: 12-Apr-2025

Sr. No.	Name of Toll Plaza Location	Chainage
Yashwantrao Chavan Expressway section (from Km.0+000 to 94+600)		
1	Talegaon	83+200

Type of Vehicle	For corresponding day/month of previous year 12-Apr-2024		For preceding day/month 11-Apr-2025		For the day/month reported upon 12-Apr-2025		
	No. of Vehicles	Fee collected (in lakh Rs.)	No. of Vehicles	Fee collected (in lakh Rs.)	Fee per Vehicle (in Rs.)	No. of Vehicles	Fee collected (in lakh Rs.)
1	2	3	4	5	6	7	8
A-Car (Note-7)	38388	6689956	44333	6253469	Note-1	53715	9052922
B-LCV	3948	1010122	5063	1197582		5155	1326364
C-Bus	2458	1196686	2692	1163986		2881	1336734
D-Truck	4082	1440308	4884	1555116		4629	1612253
E-Three-axle vehicle	1035	851239	1037	819673		970	794893
F-Multi-axle Truck	4163	4587112	4657	4853916		4439	4835637
G-Oversized vehicle	0	0	0	0		0	0
FASTag Debit Adjustment/ Chargeback Received from Bank (Net) (Note-5)	0	0	0	69757	Note-5	0	22550
H- Total	54074	15775424	62666	15913498		71789	18981353

Day/Month wise Opening Balance of Toll Collection & Traffic

Day	12
Month	4
Year	2025
Toll Depositing Bank	State Bank Of India
Bank Account No.	39177623786

Transaction Type	Car/Jeep Count	Total Car/ Jeep Amount (in Rs.)	Bus Count	Total Bus Amount (in Rs.)	Truck Count	Total Truck Amount (in Rs.)	LCV Count	Total LCV Amount (in Rs.)	MAV (Multi Axle Vehicle Count)	Total MAV (Multi Axle Vehicle) Amount (in Rs.)	Three Axle Count	Three Axle Count Amount (in Rs.)	FASTag Debit Adjustment/ Chargeback Received from Bank (Net) (Note-5)
1	2	3	4	5	6	7	8	9	10	11	12	13	Note-5
Single Journey	52938	8640602	2876	1328278	4621	1603003	5112	1291234	4438	4831307	968	789187	22550
Double User Fee (FASTag Lane Violation) (Note-6)	777	412320	5	8456	8	9250	43	35130	1	4330	2	5706	0

Total Non-Tollable Traffic Count Entry Details (Note-2)						
Transaction Type	Car/Jeep Count	Bus Count	Truck Count	LCV Count	MAV (Multi Axle Vehicle Count)	Three Axle Count
1	2	3	4	5	6	7
Reuse & Exit	374	19	13	19	1	2
Exemption & Violation	3620	35	36	207	28	12

Notes

- Fee for Fastag vehicles passing two toll plazas, is collected at two plazas in few cases and therefore section wise traffic details will not be available at one plaza for same.
- All Non-tollable traffic could not be recorded/reported due to unavailability of adequate Lanes & systems. Non-Tollable count includes Reuse of daily/return/monthly pass, exit trips, exemption and violations.
- Reporting (FASTag/Cash/Card) - 12:00:00 AM to 11:59:59 PM.
- Fastag Collection is net of Acquiring Bank Charges
- FASTag Debit Adjustment/Chargeback Received from Bank (Net)
- Double user fee (from cash vehicles entering dedicated Fastag lane) collected from vehicles are reported separately (count and revenue). These are included in vehicle category wise count and revenue.



MONTHLY/DAILY FEE STATEMENT

Project Highway: Yashwantrao Chavan Expressway

Day/Month: 13-Apr-2025

Sr. No.	Name of Toll Plaza Location	Chainage
Yashwantrao Chavan Expressway section (from Km.0+000 to 94+600)		
1	Talegaon	83+200

Type of Vehicle	For corresponding day/month of previous year 13-Apr-2024		For preceding day/month 12-Apr-2025		For the day/month reported upon 13-Apr-2025		
	No. of Vehicles	Fee collected (in lakh Rs.)	No. of Vehicles	Fee collected (in lakh Rs.)	Fee per Vehicle (in Rs.)	No. of Vehicles	Fee collected (in lakh Rs.)
1	2	3	4	5	6	7	8
A-Car (Note-7)	46021	8124439	53715	9052922	Note-1	54429	9877733
B-LCV	4442	1153087	5155	1326364		4309	1132520
C-Bus	2653	1267295	2881	1336734		2936	1386338
D-Truck	4188	1469666	4629	1612253		3906	1332878
E-Three-axle vehicle	1012	855764	970	794893		791	654961
F-Multi-axle Truck	4548	5004265	4439	4835637		3938	4262907
G-Oversized vehicle	0	0	0	0		0	0
FASTag Debit Adjustment/ Chargeback Received from Bank (Net) (Note-5)	0	99127	0	22550	Note-5	0	-3264
H- Total	62864	17973643	71789	18981353		70309	18644073

Day/Month wise Opening Balance of Toll Collection & Traffic

Day	13
Month	4
Year	2025
Toll Depositing Bank	State Bank Of India
Bank Account No.	39177623786

Transaction Type	Car/Jeep Count	Total Car/ Jeep Amount (in Rs.)	Bus Count	Total Bus Amount (in Rs.)	Truck Count	Total Truck Amount (in Rs.)	LCV Count	Total LCV Amount (in Rs.)	MAV (Multi Axle Vehicle Count)	Total MAV (Multi Axle Vehicle) Amount (in Rs.)	Three Axle Count	Three Axle Count Amount (in Rs.)	FASTag Debit Adjustment/ Chargeback Received from Bank (Net) (Note-5)
1	2	3	4	5	6	7	8	9	10	11	12	13	Note-5
Single Journey	53544	9399653	2932	1379290	3897	1320890	4277	1104808	3938	4262907	788	645995	-3264
Double User Fee (FASTag Lane Violation) (Note-6)	885	478080	4	7048	9	11988	32	27712	0	0	3	8966	0

Total Non-Tollable Traffic Count Entry Details (Note-2)						
Transaction Type	Car/Jeep Count	Bus Count	Truck Count	LCV Count	MAV (Multi Axle Vehicle Count)	Three Axle Count
1	2	3	4	5	6	7
Reuse & Exit	334	15	0	10	0	0
Exemption & Violation	3772	20	23	139	24	17

Notes

1. Fee for Fastag vehicles passing two toll plazas, is collected at two plazas in few cases and therefore section wise traffic details will not be available at one plaza for same.
2. All Non-tollable traffic could not be recorded/reported due to unavailability of adequate Lanes & systems. Non-Tollable count includes Reuse of daily/return/monthly pass, exit trips, exemption and violations.
3. Reporting (FASTag/Cash/Card) - 12:00:00 AM to 11:59:59 PM.
4. Fastag Collection is net of Acquiring Bank Charges
5. FASTag Debit Adjustment/Chargeback Received from Bank (Net)
6. Double user fee (from cash vehicles entering dedicated Fastag lane) collected from vehicles are reported separately (count and revenue). These are included in vehicle category wise count and revenue.



MONTHLY/DAILY FEE STATEMENT

Project Highway: Yashwantrao Chavan Expressway

Day/Month: 14-Apr-2025

Sr. No.	Name of Toll Plaza Location	Chainage
Yashwantrao Chavan Expressway section (from Km.0+000 to 94+600)		
1	Talegaon	83+200

Type of Vehicle	For corresponding day/month of previous year 14-Apr-2024		For preceding day/month 13-Apr-2025		For the day/month reported upon 14-Apr-2025		
	No. of Vehicles	Fee collected (in lakh Rs.)	No. of Vehicles	Fee collected (in lakh Rs.)	Fee per Vehicle (in Rs.)	No. of Vehicles	Fee collected (in lakh Rs.)
1	2	3	4	5	6	7	8
A-Car (Note-7)	48381	8769778	54429	9877733	Note-1	45696	8488881
B-LCV	3947	1033275	4309	1132520		4372	1208104
C-Bus	2887	1372486	2936	1386338		2785	1370859
D-Truck	4046	1348163	3906	1332878		3853	1469175
E-Three-axle vehicle	916	718738	791	654961		826	747780
F-Multi-axle Truck	4138	4363073	3938	4262907		3612	4167935
G-Oversized vehicle	0	0	0	0		0	0
FASTag Debit Adjustment/ Chargeback Received from Bank (Net) (Note-5)	0	-239	0	-3264	Note-5	0	69229
H- Total	64315	17605274	70309	18644073		61144	17521963

Day/Month wise Opening Balance of Toll Collection & Traffic

Day	14
Month	4
Year	2025
Toll Depositing Bank	State Bank Of India
Bank Account No.	39177623786

Transaction Type	Car/Jeep Count	Total Car/ Jeep Amount (in Rs.)	Bus Count	Total Bus Amount (in Rs.)	Truck Count	Total Truck Amount (in Rs.)	LCV Count	Total LCV Amount (in Rs.)	MAV (Multi Axle Vehicle Count)	Total MAV (Multi Axle Vehicle) Amount (in Rs.)	Three Axle Count	Three Axle Count Amount (in Rs.)	FASTag Debit Adjustment/ Chargeback Received from Bank (Net) (Note-5)
1	2	3	4	5	6	7	8	9	10	11	12	13	Note-5
Single Journey	45118	8165841	2781	1364283	3845	1458215	4348	1186080	3612	4167935	826	747780	69229
Double User Fee (FASTag Lane Violation) (Note-6)	578	323040	4	6576	8	10960	24	22024	0	0	0	0	0

Total Non-Tollable Traffic Count Entry Details (Note-2)						
Transaction Type	Car/Jeep Count	Bus Count	Truck Count	LCV Count	MAV (Multi Axle Vehicle Count)	Three Axle Count
1	2	3	4	5	6	7
Reuse & Exit	207	19	3	12	2	1
Exemption & Violation	3679	37	39	188	40	21

Notes

1. Fee for Fastag vehicles passing two toll plazas, is collected at two plazas in few cases and therefore section wise traffic details will not be available at one plaza for same.
2. All Non-tollable traffic could not be recorded/reported due to unavailability of adequate Lanes & systems. Non-Tollable count includes Reuse of daily/return/monthly pass, exit trips, exemption and violations.
3. Reporting (FASTag/Cash/Card) - 12:00:00 AM to 11:59:59 PM.
4. Fastag Collection is net of Acquiring Bank Charges
5. FASTag Debit Adjustment/Chargeback Received from Bank (Net)
6. Double user fee (from cash vehicles entering dedicated Fastag lane) collected from vehicles are reported separately (count and revenue). These are included in vehicle category wise count and revenue.



MONTHLY/DAILY FEE STATEMENT

Project Highway: Yashwantrao Chavan Expressway

Day/Month: 15-Apr-2025

Sr. No.	Name of Toll Plaza Location	Chainage
Yashwantrao Chavan Expressway section (from Km.0+000 to 94+600)		
1	Talegaon	83+200

Type of Vehicle	For corresponding day/month of previous year 15-Apr-2024		For preceding day/month 14-Apr-2025		For the day/month reported upon 15-Apr-2025		
	No. of Vehicles	Fee collected (in lakh Rs.)	No. of Vehicles	Fee collected (in lakh Rs.)	Fee per Vehicle (in Rs.)	No. of Vehicles	Fee collected (in lakh Rs.)
1	2	3	4	5	6	7	8
A-Car (Note-7)	37903	6616416	45696	8488881	Note-1	39959	7028453
B-LCV	4038	1097620	4372	1208104		4829	1230615
C-Bus	2741	1340486	2785	1370859		2763	1333734
D-Truck	3975	1529634	3853	1469175		4584	1598747
E-Three-axle vehicle	924	873315	826	747780		944	792471
F-Multi-axle Truck	4159	4894320	3612	4167935		4255	4755729
G-Oversized vehicle	0	0	0	0		0	0
FASTag Debit Adjustment/ Chargeback Received from Bank (Net) (Note-5)	0	0	0	69229	Note-5	0	32356
H- Total	53740	16351790	61144	17521963		57334	16772105

Day/Month wise Opening Balance of Toll Collection & Traffic

Day	15
Month	4
Year	2025
Toll Depositing Bank	State Bank Of India
Bank Account No.	39177623786

Transaction Type	Car/Jeep Count	Total Car/ Jeep Amount (in Rs.)	Bus Count	Total Bus Amount (in Rs.)	Truck Count	Total Truck Amount (in Rs.)	LCV Count	Total LCV Amount (in Rs.)	MAV (Multi Axle Vehicle Count)	Total MAV (Multi Axle Vehicle) Amount (in Rs.)	Three Axle Count	Three Axle Count Amount (in Rs.)	FASTag Debit Adjustment/ Chargeback Received from Bank (Net) (Note-5)
1	2	3	4	5	6	7	8	9	10	11	12	13	Note-5
Single Journey	39504	6782693	2750	1314014	4578	1590527	4815	1218243	4254	4751399	942	786765	32356
Double User Fee (FASTag Lane Violation) (Note-6)	455	245760	13	19720	6	8220	14	12372	1	4330	2	5706	0

Total Non-Tollable Traffic Count Entry Details (Note-2)						
Transaction Type	Car/Jeep Count	Bus Count	Truck Count	LCV Count	MAV (Multi Axle Vehicle Count)	Three Axle Count
1	2	3	4	5	6	7
Reuse & Exit	176	6	4	16	0	1
Exemption & Violation	3439	20	21	171	30	7

Notes

1. Fee for Fastag vehicles passing two toll plazas, is collected at two plazas in few cases and therefore section wise traffic details will not be available at one plaza for same.
2. All Non-tollable traffic could not be recorded/reported due to unavailability of adequate Lanes & systems. Non-Tollable count includes Reuse of daily/return/monthly pass, exit trips, exemption and violations.
3. Reporting (FASTag/Cash/Card) - 12:00:00 AM to 11:59:59 PM.
4. Fastag Collection is net of Acquiring Bank Charges
5. FASTag Debit Adjustment/Chargeback Received from Bank (Net)
6. Double user fee (from cash vehicles entering dedicated Fastag lane) collected from vehicles are reported separately (count and revenue). These are included in vehicle category wise count and revenue.



MONTHLY/DAILY FEE STATEMENT

Project Highway: Yashwantrao Chavan Expressway

Day/Month: 16-Apr-2025

Sr. No.	Name of Toll Plaza Location	Chainage
Yashwantrao Chavan Expressway section (from Km.0+000 to 94+600)		
1	Talegaon	83+200

Type of Vehicle	For corresponding day/month of previous year 16-Apr-2024		For preceding day/month 15-Apr-2025		For the day/month reported upon 16-Apr-2025		
	No. of Vehicles	Fee collected (in lakh Rs.)	No. of Vehicles	Fee collected (in lakh Rs.)	Fee per Vehicle (in Rs.)	No. of Vehicles	Fee collected (in lakh Rs.)
1	2	3	4	5	6	7	8
A-Car (Note-7)	33287	5733511	39959	7028453	Note-1	36941	6443473
B-LCV	4347	1122507	4829	1230615		4876	1254688
C-Bus	2602	1251560	2763	1333734		2687	1282655
D-Truck	4400	1510098	4584	1598747		4665	1617884
E-Three-axle vehicle	904	727325	944	792471		940	738321
F-Multi-axle Truck	4605	4988581	4255	4755729		4493	4811280
G-Oversized vehicle	0	0	0	0		0	0
FASTag Debit Adjustment/ Chargeback Received from Bank (Net) (Note-5)	0	117614	0	32356	Note-5	0	36702
H- Total	50145	15451196	57334	16772105		54602	16185002

Day/Month wise Opening Balance of Toll Collection & Traffic


Day	16
Month	4
Year	2025
Toll Depositing Bank	State Bank Of India
Bank Account No.	39177623786

Transaction Type	Car/Jeep Count	Total Car/ Jeep Amount (in Rs.)	Bus Count	Total Bus Amount (in Rs.)	Truck Count	Total Truck Amount (in Rs.)	LCV Count	Total LCV Amount (in Rs.)	MAV (Multi Axle Vehicle Count)	Total MAV (Multi Axle Vehicle) Amount (in Rs.)	Three Axle Count	Three Axle Count Amount (in Rs.)	FASTag Debit Adjustment/ Chargeback Received from Bank (Net) (Note-5)
1	2	3	4	5	6	7	8	9	10	11	12	13	Note-5
Single Journey	36515	6207633	2676	1266223	4656	1605896	4854	1234644	4493	4811280	937	730169	36702
Double User Fee (FASTag Lane Violation) (Note-6)	426	235840	11	16432	9	11988	22	20044	0	0	3	8152	0

Total Non-Tollable Traffic Count Entry Details (Note-2)						
Transaction Type	Car/Jeep Count	Bus Count	Truck Count	LCV Count	MAV (Multi Axle Vehicle Count)	Three Axle Count
1	2	3	4	5	6	7
Reuse & Exit	184	26	7	21	1	0
Exemption & Violation	3217	19	27	188	22	11

Notes

- Fee for Fastag vehicles passing two toll plazas, is collected at two plazas in few cases and therefore section wise traffic details will not be available at one plaza for same.
- All Non-tollable traffic could not be recorded/reported due to unavailability of adequate Lanes & systems. Non-Tollable count includes Reuse of daily/return/monthly pass, exit trips, exemption and violations.
- Reporting (FASTag/Cash/Card) - 12:00:00 AM to 11:59:59 PM.
- Fastag Collection is net of Acquiring Bank Charges
- FASTag Debit Adjustment/Chargeback Received from Bank (Net)
- Double user fee (from cash vehicles entering dedicated Fastag lane) collected from vehicles are reported separately (count and revenue). These are included in vehicle category wise count and revenue.



MONTHLY/DAILY FEE STATEMENT

Project Highway: Yashwantrao Chavan Expressway

Day/Month: 17-Apr-2025

Sr. No.	Name of Toll Plaza Location	Chainage
Yashwantrao Chavan Expressway section (from Km.0+000 to 94+600)		
1	Talegaon	83+200

Type of Vehicle	For corresponding day/month of previous year 17-Apr-2024		For preceding day/month 16-Apr-2025		For the day/month reported upon 17-Apr-2025		
	No. of Vehicles	Fee collected (in lakh Rs.)	No. of Vehicles	Fee collected (in lakh Rs.)	Fee per Vehicle (in Rs.)	No. of Vehicles	Fee collected (in lakh Rs.)
1	2	3	4	5	6	7	8
A-Car (Note-7)	32972	5669427	36941	6443473	Note-1	41314	7034996
B-LCV	4293	1098832	4876	1254688		4978	1289058
C-Bus	2702	1275074	2687	1282655		2665	1288198
D-Truck	4687	1574413	4665	1617884		4781	1660621
E-Three-axle vehicle	1049	859807	940	738321		991	827447
F-Multi-axle Truck	4627	4952396	4493	4811280		4754	5093864
G-Oversized vehicle	0	0	0	0		0	0
FASTag Debit Adjustment/ Chargeback Received from Bank (Net) (Note-5)	0	-131	0	36702	Note-5	0	31368
H- Total	50330	15429818	54602	16185002		59483	17225553

Day/Month wise Opening Balance of Toll Collection & Traffic

Day	17
Month	4
Year	2025
Toll Depositing Bank	State Bank Of India
Bank Account No.	39177623786

Transaction Type	Car/Jeep Count	Total Car/ Jeep Amount (in Rs.)	Bus Count	Total Bus Amount (in Rs.)	Truck Count	Total Truck Amount (in Rs.)	LCV Count	Total LCV Amount (in Rs.)	MAV (Multi Axle Vehicle Count)	Total MAV (Multi Axle Vehicle) Amount (in Rs.)	Three Axle Count	Three Axle Count Amount (in Rs.)	FASTag Debit Adjustment/ Chargeback Received from Bank (Net) (Note-5)
1	2	3	4	5	6	7	8	9	10	11	12	13	Note-5
Single Journey	40866	6792596	2654	1271294	4776	1654455	4938	1254666	4752	5086286	990	825001	31368
Double User Fee (FASTag Lane Violation) (Note-6)	448	242400	11	16904	5	6166	40	34392	2	7578	1	2446	0

Total Non-Tollable Traffic Count Entry Details (Note-2)						
Transaction Type	Car/Jeep Count	Bus Count	Truck Count	LCV Count	MAV (Multi Axle Vehicle Count)	Three Axle Count
1	2	3	4	5	6	7
Reuse & Exit	232	9	4	20	3	0
Exemption & Violation	3499	13	26	172	23	16

Notes

1. Fee for Fastag vehicles passing two toll plazas, is collected at two plazas in few cases and therefore section wise traffic details will not be available at one plaza for same.
2. All Non-tollable traffic could not be recorded/reported due to unavailability of adequate Lanes & systems. Non-Tollable count includes Reuse of daily/return/monthly pass, exit trips, exemption and violations.
3. Reporting (FASTag/Cash/Card) - 12:00:00 AM to 11:59:59 PM.
4. Fastag Collection is net of Acquiring Bank Charges
5. FASTag Debit Adjustment/Chargeback Received from Bank (Net)
6. Double user fee (from cash vehicles entering dedicated Fastag lane) collected from vehicles are reported separately (count and revenue). These are included in vehicle category wise count and revenue.



MONTHLY/DAILY FEE STATEMENT

Project Highway: Yashwantrao Chavan Expressway

Day/Month: 18-Apr-2025

Sr. No.	Name of Toll Plaza Location	Chainage
Yashwantrao Chavan Expressway section (from Km.0+000 to 94+600)		
1	Talegaon	83+200

Type of Vehicle	For corresponding day/month of previous year 18-Apr-2024		For preceding day/month 17-Apr-2025		For the day/month reported upon 18-Apr-2025		
	No. of Vehicles	Fee collected (in lakh Rs.)	No. of Vehicles	Fee collected (in lakh Rs.)	Fee per Vehicle (in Rs.)	No. of Vehicles	Fee collected (in lakh Rs.)
1	2	3	4	5	6	7	8
A-Car (Note-7)	35153	6166325	41314	7034996	Note-1	52397	8789249
B-LCV	4299	1114111	4978	1289058		5189	1351384
C-Bus	2683	1298621	2665	1288198		3003	1400237
D-Truck	4361	1513010	4781	1660621		4931	1676809
E-Three-axle vehicle	1056	871974	991	827447		962	790008
F-Multi-axle Truck	4693	5084651	4754	5093864		4715	5047392
G-Oversized vehicle	0	0	0	0		0	0
FASTag Debit Adjustment/ Chargeback Received from Bank (Net) (Note-5)	0	72233	0	31368	Note-5	0	13694
H- Total	52245	16120926	59483	17225553		71197	19068772

Day/Month wise Opening Balance of Toll Collection & Traffic

Day	18
Month	4
Year	2025
Toll Depositing Bank	State Bank Of India
Bank Account No.	39177623786

Transaction Type	Car/Jeep Count	Total Car/ Jeep Amount (in Rs.)	Bus Count	Total Bus Amount (in Rs.)	Truck Count	Total Truck Amount (In Rs.)	LCV Count	Total LCV Amount (in Rs.)	MAV (Multi Axle Vehicle Count)	Total MAV (Multi Axle Vehicle) Amount (in Rs.)	Three Axle Count	Three Axle Count Amount (in Rs.)	FASTag Debit Adjustment/ Chargeback Received from Bank (Net) (Note-5)
1	2	3	4	5	6	7	8	9	10	11	12	13	Note-5
Single Journey	51646	8390689	2999	1393661	4927	1671671	5156	1322186	4714	5043062	962	790008	13694
Double User Fee (FASTag Lane Violation) (Note-6)	751	398560	4	6576	4	5138	33	29198	1	4330	0	0	0

Total Non-Tollable Traffic Count Entry Details (Note-2)						
Transaction Type	Car/Jeep Count	Bus Count	Truck Count	LCV Count	MAV (Multi Axle Vehicle Count)	Three Axle Count
1	2	3	4	5	6	7
Reuse & Exit	411	16	2	23	1	1
Exemption & Violation	4123	13	23	205	20	10

Notes

- Fee for Fastag vehicles passing two toll plazas, is collected at two plazas in few cases and therefore section wise traffic details will not be available at one plaza for same.
- All Non-tollable traffic could not be recorded/reported due to unavailability of adequate Lanes & systems. Non-Tollable count includes Reuse of daily/return/monthly pass, exit trips, exemption and violations.
- Reporting (FASTag/Cash/Card) - 12:00:00 AM to 11:59:59 PM.
- Fastag Collection is net of Acquiring Bank Charges
- FASTag Debit Adjustment/Chargeback Received from Bank (Net)
- Double user fee (from cash vehicles entering dedicated Fastag lane) collected from vehicles are reported separately (count and revenue). These are included in vehicle category wise count and revenue.



MONTHLY/DAILY FEE STATEMENT

Project Highway: Yashwantrao Chavan Expressway

Day/Month: 19-Apr-2025

Sr. No.	Name of Toll Plaza Location	Chainage
Yashwantrao Chavan Expressway section (from Km.0+000 to 94+600)		
1	Talegaon	83+200

Type of Vehicle	For corresponding day/month of previous year 19-Apr-2024		For preceding day/month 18-Apr-2025		For the day/month reported upon 19-Apr-2025		
	No. of Vehicles	Fee collected (in lakh Rs.)	No. of Vehicles	Fee collected (in lakh Rs.)	Fee per Vehicle (in Rs.)	No. of Vehicles	Fee collected (in lakh Rs.)
1	2	3	4	5	6	7	8
A-Car (Note-7)	38264	6580552	52397	8789249	Note-1	50777	9252821
B-LCV	4316	1136533	5189	1351384		5188	1386180
C-Bus	2767	1345714	3003	1400237		2954	1442686
D-Truck	4577	1583871	4931	1676809		4458	1601035
E-Three-axle vehicle	1027	852086	962	790008		955	829932
F-Multi-axle Truck	4757	5146190	4715	5047392		4471	5187508
G-Oversized vehicle	0	0	0	0		0	0
FASTag Debit Adjustment/ Chargeback Received from Bank (Net) (Note-5)	0	48516	0	13694	Note-5	0	62375
H- Total	55708	16693462	71197	19068772		68803	19762538

Day/Month wise Opening Balance of Toll Collection & Traffic

Day	19
Month	4
Year	2025
Toll Depositing Bank	State Bank Of India
Bank Account No.	39177623786

Transaction Type	Car/Jeep Count	Total Car/ Jeep Amount (in Rs.)	Bus Count	Total Bus Amount (in Rs.)	Truck Count	Total Truck Amount (in Rs.)	LCV Count	Total LCV Amount (in Rs.)	MAV (Multi Axle Vehicle Count)	Total MAV (Multi Axle Vehicle) Amount (in Rs.)	Three Axle Count	Three Axle Count Amount (in Rs.)	FASTag Debit Adjustment/ Chargeback Received from Bank (Net) (Note-5)
1	2	3	4	5	6	7	8	9	10	11	12	13	Note-5
Single Journey	49939	8798581	2951	1437990	4453	1594527	5151	1353518	4471	5187508	954	826672	62375
Double User Fee (FASTag Lane Violation) (Note-6)	838	454240	3	4696	5	6508	37	32662	0	0	1	3260	0

Total Non-Tollable Traffic Count Entry Details (Note-2)						
Transaction Type	Car/Jeep Count	Bus Count	Truck Count	LCV Count	MAV (Multi Axle Vehicle Count)	Three Axle Count
1	2	3	4	5	6	7
Reuse & Exit	389	11	8	25	1	0
Exemption & Violation	3976	19	20	158	19	10

Notes

- Fee for Fastag vehicles passing two toll plazas, is collected at two plazas in few cases and therefore section wise traffic details will not be available at one plaza for same.
- All Non-tollable traffic could not be recorded/reported due to unavailability of adequate Lanes & systems. Non-Tollable count includes Reuse of daily/return/monthly pass, exit trips, exemption and violations.
- Reporting (FASTag/Cash/Card) - 12:00:00 AM to 11:59:59 PM.
- Fastag Collection is net of Acquiring Bank Charges
- FASTag Debit Adjustment/Chargeback Received from Bank (Net)
- Double user fee (from cash vehicles entering dedicated Fastag lane) collected from vehicles are reported separately (count and revenue). These are included in vehicle category wise count and revenue.



MONTHLY/DAILY FEE STATEMENT

Project Highway: Yashwantrao Chavan Expressway

Day/Month: 20-Apr-2025

Sr. No.	Name of Toll Plaza Location	Chainage
Yashwantrao Chavan Expressway section (from Km.0+000 to 94+600)		
1	Talegaon	83+200

Type of Vehicle	For corresponding day/month of previous year 20-Apr-2024		For preceding day/month 19-Apr-2025		For the day/month reported upon 20-Apr-2025		
	No. of Vehicles	Fee collected (in lakh Rs.)	No. of Vehicles	Fee collected (in lakh Rs.)	Fee per Vehicle (in Rs.)	No. of Vehicles	Fee collected (in lakh Rs.)
1	2	3	4	5	6	7	8
A-Car (Note-7)	46991	7994029	50777	9252821	Note-1	62448	11447128
B-LCV	4491	1152624	5188	1386180		4604	1204636
C-Bus	3071	1452911	2954	1442686		3270	1556370
D-Truck	4186	1476522	4458	1601035		3850	1283082
E-Three-axle vehicle	1016	842309	955	829932		845	669977
F-Multi-axle Truck	4878	5323196	4471	5187508		4075	4329871
G-Oversized vehicle	0	0	0	0		0	0
FASTag Debit Adjustment/ Chargeback Received from Bank (Net) (Note-5)	0	49183	0	62375	Note-5	0	-2368
H- Total	64633	18290774	68803	19762538		79092	20488696

Day/Month wise Opening Balance of Toll Collection & Traffic


Day	20
Month	4
Year	2025
Toll Depositing Bank	State Bank Of India
Bank Account No.	39177623786

Transaction Type	Car/Jeep Count	Total Car/ Jeep Amount (in Rs.)	Bus Count	Total Bus Amount (in Rs.)	Truck Count	Total Truck Amount (in Rs.)	LCV Count	Total LCV Amount (in Rs.)	MAV (Multi Axle Vehicle Count)	Total MAV (Multi Axle Vehicle) Amount (in Rs.)	Three Axle Count	Three Axle Count Amount (in Rs.)	FASTag Debit Adjustment/ Chargeback Received from Bank (Net) (Note-5)
1	2	3	4	5	6	7	8	9	10	11	12	13	Note-5
Single Journey	61491	10916728	3263	1546042	3848	1281026	4583	1186078	4074	4326623	845	669977	-2368
Double User Fee (FASTag Lane Violation) (Note-6)	957	530400	7	10328	2	2056	21	18558	1	3248	0	0	0

Total Non-Tollable Traffic Count Entry Details (Note-2)						
Transaction Type	Car/Jeep Count	Bus Count	Truck Count	LCV Count	MAV (Multi Axle Vehicle Count)	Three Axle Count
1	2	3	4	5	6	7
Reuse & Exit	355	23	2	20	0	0
Exemption & Violation	4195	21	21	152	16	6

Notes

- Fee for Fastag vehicles passing two toll plazas, is collected at two plazas in few cases and therefore section wise traffic details will not be available at one plaza for same.
- All Non-tollable traffic could not be recorded/reported due to unavailability of adequate Lanes & systems. Non-Tollable count includes Reuse of daily/return/monthly pass, exit trips, exemption and violations.
- Reporting (FASTag/Cash/Card) - 12:00:00 AM to 11:59:59 PM.
- Fastag Collection is net of Acquiring Bank Charges
- FASTag Debit Adjustment/Chargeback Received from Bank (Net)
- Double user fee (from cash vehicles entering dedicated Fastag lane) collected from vehicles are reported separately (count and revenue). These are included in vehicle category wise count and revenue.



MONTHLY/DAILY FEE STATEMENT

Project Highway: Yashwantrao Chavan Expressway

Day/Month: 21-Apr-2025

Sr. No.	Name of Toll Plaza Location	Chainage
Yashwantrao Chavan Expressway section (from Km.0+000 to 94+600)		
1	Talegaon	83+200

Type of Vehicle	For corresponding day/month of previous year 21-Apr-2024		For preceding day/month 20-Apr-2025		For the day/month reported upon 21-Apr-2025		
	No. of Vehicles	Fee collected (in lakh Rs.)	No. of Vehicles	Fee collected (in lakh Rs.)	Fee per Vehicle (in Rs.)	No. of Vehicles	Fee collected (in lakh Rs.)
1	2	3	4	5	6	7	8
A-Car (Note-7)	51122	9148022	62448	11447128	Note-1	46816	8262782
B-LCV	3840	990765	4604	1204636		4598	1249657
C-Bus	3134	1474559	3270	1556370		3010	1474580
D-Truck	3726	1228118	3850	1283082		4054	1558780
E-Three-axle vehicle	889	692737	845	669977		867	810870
F-Multi-axle Truck	4270	4486684	4075	4329871		3980	4706154
G-Oversized vehicle	0	0	0	0		0	0
FASTag Debit Adjustment/ Chargeback Received from Bank (Net) (Note-5)	0	0	0	-2368	Note-5	0	77423
H- Total	66981	18020884	79092	20488696		63325	18140246

Day/Month wise Opening Balance of Toll Collection & Traffic

Day	21
Month	4
Year	2025
Toll Depositing Bank	State Bank Of India
Bank Account No.	39177623786

Transaction Type	Car/Jeep Count	Total Car/ Jeep Amount (in Rs.)	Bus Count	Total Bus Amount (in Rs.)	Truck Count	Total Truck Amount (in Rs.)	LCV Count	Total LCV Amount (in Rs.)	MAV (Multi Axle Vehicle Count)	Total MAV (Multi Axle Vehicle) Amount (in Rs.)	Three Axle Count	Three Axle Count Amount (in Rs.)	FASTag Debit Adjustment/ Chargeback Received from Bank (Net) (Note-5)
1	2	3	4	5	6	7	8	9	10	11	12	13	Note-5
Single Journey	46261	7950942	3005	1465180	4049	1552614	4570	1224665	3976	4689916	867	810870	77423
Double User Fee (FASTag Lane Violation) (Note-6)	555	311840	5	9400	5	6166	28	24992	4	16238	0	0	0

Total Non-Tollable Traffic Count Entry Details (Note-2)						
Transaction Type	Car/Jeep Count	Bus Count	Truck Count	LCV Count	MAV (Multi Axle Vehicle Count)	Three Axle Count
1	2	3	4	5	6	7
Reuse & Exit	265	7	3	19	2	0
Exemption & Violation	3639	13	28	206	14	8

Notes

1. Fee for Fastag vehicles passing two toll plazas, is collected at two plazas in few cases and therefore section wise traffic details will not be available at one plaza for same.
2. All Non-tollable traffic could not be recorded/reported due to unavailability of adequate Lanes & systems. Non-Tollable count includes Reuse of daily/return/monthly pass, exit trips, exemption and violations.
3. Reporting (FASTag/Cash/Card) - 8:00:00 AM to 11:59:59 PM.
4. Fastag Collection is net of Acquiring Bank Charges
5. FASTag Debit Adjustment/Chargeback Received from Bank (Net)
6. Double user fee (from cash vehicles entering dedicated Fastag lane) collected from vehicles are reported separately (count and revenue). These are included in vehicle category wise count and revenue.



MONTHLY/DAILY FEE STATEMENT

Project Highway: Yashwantrao Chavan Expressway

Day/Month: 22-Apr-2025

Sr. No.	Name of Toll Plaza Location	Chainage
Yashwantrao Chavan Expressway section (from Km.0+000 to 94+600)		
1	Talegaon	83+200

Type of Vehicle	For corresponding day/month of previous year 22-Apr-2024		For preceding day/month 21-Apr-2025		For the day/month reported upon 22-Apr-2025		
	No. of Vehicles	Fee collected (in lakh Rs.)	No. of Vehicles	Fee collected (in lakh Rs.)	Fee per Vehicle (in Rs.)	No. of Vehicles	Fee collected (in lakh Rs.)
1	2	3	4	5	6	7	8
A-Car (Note-7)	40088	7120579	46816	8262782	Note-1	38635	6865003
B-LCV	3832	1039175	4598	1249657		4791	1225324
C-Bus	2876	1416391	3010	1474580		2785	1334198
D-Truck	3695	1383739	4054	1558780		4592	1586250
E-Three-axle vehicle	897	813951	867	810870		878	727772
F-Multi-axle Truck	4144	4738829	3980	4706154		4536	4915048
G-Oversized vehicle	0	0	0	0		0	0
FASTag Debit Adjustment/ Chargeback Received from Bank (Net) (Note-5)	0	42669	0	77423	Note-5	0	36389
H- Total	55532	16555333	63325	18140246		56217	16689985

Day/Month wise Opening Balance of Toll Collection & Traffic

Day	22
Month	4
Year	2025
Toll Depositing Bank	State Bank Of India
Bank Account No.	39177623786

Transaction Type	Car/Jeep Count	Total Car/ Jeep Amount (in Rs.)	Bus Count	Total Bus Amount (in Rs.)	Truck Count	Total Truck Amount (In Rs.)	LCV Count	Total LCV Amount (in Rs.)	MAV (Multi Axle Vehicle Count)	Total MAV (Multi Axle Vehicle) Amount (in Rs.)	Three Axle Count	Three Axle Count Amount (in Rs.)	FASTag Debit Adjustment/ Chargeback Received from Bank (Net) (Note-5)
1	2	3	4	5	6	7	8	9	10	11	12	13	Note-5
Single Journey	38101	6563243	2782	1328558	4581	1571522	4764	1200330	4535	4911800	877	724512	36389
Double User Fee (FASTag Lane Violation) (Note-6)	534	301760	3	5640	11	14728	27	24994	1	3248	1	3260	0

Total Non-Tollable Traffic Count Entry Details (Note-2)						
Transaction Type	Car/Jeep Count	Bus Count	Truck Count	LCV Count	MAV (Multi Axle Vehicle Count)	Three Axle Count
1	2	3	4	5	6	7
Reuse & Exit	221	10	7	14	0	0
Exemption & Violation	3255	20	27	167	18	14

Notes

1. Fee for Fastag vehicles passing two toll plazas, is collected at two plazas in few cases and therefore section wise traffic details will not be available at one plaza for same.
2. All Non-tollable traffic could not be recorded/reported due to unavailability of adequate Lanes & systems. Non-Tollable count includes Reuse of daily/return/monthly pass, exit trips, exemption and violations.
3. Reporting (FASTag/Cash/Card) - 12:00:00 AM to 11:59:59 PM.
4. Fastag Collection is net of Acquiring Bank Charges
5. FASTag Debit Adjustment/Chargeback Received from Bank (Net)
6. Double user fee (from cash vehicles entering dedicated Fastag lane) collected from vehicles are reported separately (count and revenue). These are included in vehicle category wise count and revenue.



MONTHLY/DAILY FEE STATEMENT

Project Highway: Yashwantrao Chavan Expressway

Day/Month: 23-Apr-2025

Sr. No.	Name of Toll Plaza Location	Chainage
	Yashwantrao Chavan Expressway section (from Km.0+000 to 94+600)	
1	Talegaon	83+200

Type of Vehicle	For corresponding day/month of previous year 23-Apr-2024		For preceding day/month 22-Apr-2025		For the day/month reported upon 23-Apr-2025		
	No. of Vehicles	Fee collected (in lakh Rs.)	No. of Vehicles	Fee collected (in lakh Rs.)	Fee per Vehicle (in Rs.)	No. of Vehicles	Fee collected (in lakh Rs.)
1	2	3	4	5	6	7	8
A-Car (Note-7)	33234	5770750	38635	6865003	Note-1	37942	6617087
B-LCV	4260	1080002	4791	1225324		5076	1330633
C- Bus	2740	1296888	2785	1334198		2740	1328490
D-Truck	4440	1517930	4592	1586250		4621	1587260
E-Three-axle vehicle	889	742369	878	727772		981	799770
F-Multi-axle Truck	4605	4996162	4536	4915048		4731	5197119
G-Oversized vehicle	0	0	0	0		0	0
FASTag Debit Adjustment/ Chargeback Received from Bank (Net) (Note-5)	0	86402	0	36389	Note-5	0	0
H- Total	50168	15490504	56217	16689985		56091	16860360

Day/Month wise Opening Balance of Toll Collection & Traffic

Day	23
Month	4
Year	2025
Toll Depositing Bank	State Bank Of India
Bank Account No.	39177623786

Transaction Type	Car/Jeep Count	Total Car/ Jeep Amount (in Rs.)	Bus Count	Total Bus Amount (in Rs.)	Truck Count	Total Truck Amount (in Rs.)	LCV Count	Total LCV Amount (in Rs.)	MAV (Multi Axle Vehicle Count)	Total MAV (Multi Axle Vehicle) Amount (in Rs.)	Three Axle Count	Three Axle Count Amount (in Rs.)	FASTag Debit Adjustment/ Chargeback Received from Bank (Net) (Note-5)
1	2	3	4	5	6	7	8	9	10	11	12	13	Note-5
Single Journey	37515	6380127	2738	1325202	4613	1576300	5051	1308363	4729	5189541	978	792432	0
Double User Fee (FASTag Lane Violation) (Note-6)	427	236960	2	3288	8	10960	25	22270	2	7578	3	7338	0

Total Non-Tollable Traffic Count Entry Details (Note-2)						
Transaction Type	Car/Jeep Count	Bus Count	Truck Count	LCV Count	MAV (Multi Axle Vehicle Count)	Three Axle Count
1	2	3	4	5	6	7
Reuse & Exit	189	2	7	15	0	0
Exemption & Violation	3074	18	12	161	12	13

Notes

1. Fee for Fastag vehicles passing two toll plazas, is collected at two plazas in few cases and therefore section wise traffic details will not be available at one plaza for same.
2. All Non-tollable traffic could not be recorded/reported due to unavailability of adequate Lanes & systems. Non-Tollable count includes Reuse of daily/return/monthly pass, exit trips, exemption and violations.
3. Reporting (FASTag/Cash/Card) - 12:00:00 AM to 11:59:59 PM.
4. Fastag Collection is net of Acquiring Bank Charges
5. FASTag Debit Adjustment/Chargeback Received from Bank (Net)
6. Double user fee (from cash vehicles entering dedicated Fastag lane) collected from vehicles are reported separately (count and revenue). These are included in vehicle category wise count and revenue.



MONTHLY/DAILY FEE STATEMENT

Project Highway: Yashwantrao Chavan Expressway

Day/Month: 24-Apr-2025

Sr. No.	Name of Toll Plaza Location	Chainage
Yashwantrao Chavan Expressway section (from Km.0+000 to 94+600)		
1	Talegaon	83+200

Type of Vehicle	For corresponding day/month of previous year 24-Apr-2024		For preceding day/month 23-Apr-2025		For the day/month reported upon 24-Apr-2025		
	No. of Vehicles	Fee collected (in lakh Rs.)	No. of Vehicles	Fee collected (in lakh Rs.)	Fee per Vehicle (in Rs.)	No. of Vehicles	Fee collected (in lakh Rs.)
	2	3	4	5	6	7	8
A –Car (Note-7)	33311	5640895	37942	6617087	Note-1	37566	6384356
B –LCV	4454	1144315	5076	1330633		5034	1293866
C- Bus	2758	1298837	2740	1328490		2794	1325114
D –Truck	4476	1502030	4621	1587260		4759	1661493
E -Three-axle vehicle	1010	813036	981	799770		1045	849389
F -Multi-axle Truck	4559	4777485	4731	5197119		4844	5312745
G -Oversized vehicle	0	0	0	0		0	0
FASTag Debit Adjustment/ Chargeback Received from Bank (Net) (Note-5)	0	34969	0	0	Note-5	0	60901
H- Total	50568	15211567	56091	16860360		56042	16887863

Day/Month wise Opening Balance of Toll Collection & Traffic

Day	24
Month	4
Year	2025
Toll Depositing Bank	State Bank Of India
Bank Account No.	39177623786

Transaction Type	Car/Jeep Count	Total Car/ Jeep Amount (in Rs.)	Bus Count	Total Bus Amount (in Rs.)	Truck Count	Total Truck Amount (In Rs.)	LCV Count	Total LCV Amount (in Rs.)	MAV (Multi Axle Vehicle Count)	Total MAV (Multi Axle Vehicle) Amount (in Rs.)	Three Axle Count	Three Axle Count Amount (in Rs.)	FASTag Debit Adjustment/ Chargeback Received from Bank (Net) (Note-5)
1	2	3	4	5	6	7	8	9	10	11	12	13	Note-5
Single Journey	37161	6161316	2789	1316186	4749	1648135	5007	1270608	4841	5300837	1044	846129	60901
Double User Fee (FASTag Lane Violation) (Note-6)	405	223040	5	8928	10	13358	27	23258	3	11908	1	3260	0

Total Non-Tollable Traffic Count Entry Details (Note-2)						
Transaction Type	Car/Jeep Count	Bus Count	Truck Count	LCV Count	MAV (Multi Axle Vehicle Count)	Three Axle Count
1	2	3	4	5	6	7
Reuse & Exit	253	16	8	13	1	0
Exemption & Violation	3129	13	21	183	10	8

Notes

- Fee for Fastag vehicles passing two toll plazas, is collected at two plazas in few cases and therefore section wise traffic details will not be available at one plaza for same.
- All Non-tollable traffic could not be recorded/reported due to unavailability of adequate Lanes & systems. Non-Tollable count includes Reuse of daily/return/monthly pass, exit trips, exemption and violations.
- Reporting (FASTag/Cash/Card) - 12:00:00 AM to 11:59:59 PM.
- Fastag Collection is net of Acquiring Bank Charges
- FASTag Debit Adjustment/Chargeback Received from Bank (Net)
- Double user fee (from cash vehicles entering dedicated Fastag lane) collected from vehicles are reported separately (count and revenue). These are included in vehicle category wise count and revenue.



MONTHLY/DAILY FEE STATEMENT

Project Highway: Yashwantrao Chavan Expressway

Day/Month: 25-Apr-2025

Sr. No.	Name of Toll Plaza Location	Chainage
Yashwantrao Chavan Expressway section (from Km.0+000 to 94+600)		
1	Talegaon	83+200

Type of Vehicle	For corresponding day/month of previous year 25-Apr-2024		For preceding day/month 24-Apr-2025		For the day/month reported upon 25-Apr-2025		
	No. of Vehicles	Fee collected (in lakh Rs.)	No. of Vehicles	Fee collected (in lakh Rs.)	Fee per Vehicle (in Rs.)	25-Apr-2025	
						No. of Vehicles	Fee collected (in lakh Rs.)
1	2	3	4	5	6	7	8
A –Car (Note-7)	35830	6199973	37566	6384356	Note-1	44200	7580307
B –LCV	4394	1150865	5034	1293866		5258	1379186
C- Bus	2738	1318996	2794	1325114		2765	1347691
D –Truck	4412	1531115	4759	1661493		4933	1748540
E -Three-axle vehicle	1102	905300	1045	849389		992	813186
F -Multi-axle Truck	4722	5116520	4844	5312745		4714	5124143
G -Oversized vehicle	0	0	0	0		0	0
FASTag Debit Adjustment/ Chargeback Received from Bank (Net) (Note-5)	0	46760	0	60901	Note-5	0	34845
H- Total	53198	16269528	56042	16887863		62862	18027898

Day/Month wise Opening Balance of Toll Collection & Traffic

Day	25
Month	4
Year	2025
Toll Depositing Bank	State Bank Of India
Bank Account No.	39177623786

Transaction Type	Car/Jeep Count	Total Car/ Jeep Amount (in Rs.)	Bus Count	Total Bus Amount (in Rs.)	Truck Count	Total Truck Amount (In Rs.)	LCV Count	Total LCV Amount (in Rs.)	MAV (Multi Axle Vehicle Count)	Total MAV (Multi Axle Vehicle) Amount (in Rs.)	Three Axle Count	Three Axle Count Amount (in Rs.)	FASTag Debit Adjustment/ Chargeback Received from Bank (Net) (Note-5)
1	2	3	4	5	6	7	8	9	10	11	12	13	Note-5
Single Journey	43718	7316467	2762	1342995	4928	1742032	5218	1344050	4714	5124143	991	810740	34845
Double User Fee (FASTag Lane Violation) (Note-6)	482	263840	3	4696	5	6508	40	35136	0	0	1	2446	0

Total Non-Tollable Traffic Count Entry Details (Note-2)						
Transaction Type	Car/Jeep Count	Bus Count	Truck Count	LCV Count	MAV (Multi Axle Vehicle Count)	Three Axle Count
1	2	3	4	5	6	7
Reuse & Exit	247	9	9	14	2	0
Exemption & Violation	3403	22	20	184	23	14

Notes

- Fee for Fastag vehicles passing two toll plazas, is collected at two plazas in few cases and therefore section wise traffic details will not be available at one plaza for same.
- All Non-tollable traffic could not be recorded/reported due to unavailability of adequate Lanes & systems. Non-Tollable count includes Reuse of daily/return/monthly pass, exit trips, exemption and violations.
- Reporting (FASTag/Cash/Card) - 12:00:00 AM to 11:59:59 PM.
- Fastag Collection is net of Acquiring Bank Charges
- FASTag Debit Adjustment/Chargeback Received from Bank (Net)
- Double user fee (from cash vehicles entering dedicated Fastag lane) collected from vehicles are reported separately (count and revenue). These are included in vehicle category wise count and revenue.



MONTHLY/DAILY FEE STATEMENT

Project Highway: Yashwantrao Chavan Expressway

Day/Month: 26-Apr-2025

Sr. No.	Name of Toll Plaza Location	Chainage
Yashwantrao Chavan Expressway section (from Km.0+000 to 94+600)		
1	Talegaon	83+200

Type of Vehicle	For corresponding day/month of previous year 26-Apr-2024		For preceding day/month 25-Apr-2025		For the day/month reported upon 26-Apr-2025		
	No. of Vehicles	Fee collected (in lakh Rs.)	No. of Vehicles	Fee collected (in lakh Rs.)	Fee per Vehicle (in Rs.)	No. of Vehicles	Fee collected (in lakh Rs.)
	2	3	4	5	6	7	8
A-Car (Note-7)	42031	7219542	44200	7580307	Note-1	49304	8569446
B-LCV	4590	1194414	5258	1379186		5349	1383555
C-Bus	2919	1408544	2765	1347691		3184	1494063
D-Truck	4477	1556570	4933	1748540		4640	1613096
E-Three-axle vehicle	1012	830128	992	813186		1027	860808
F-Multi-axle Truck	4668	5039305	4714	5124143		4514	5025876
G-Oversized vehicle	0	0	0	0		0	0
FASTag Debit Adjustment/ Chargeback Received from Bank (Net) (Note-5)	0	41269	0	34845	Note-5	0	-12902
H- Total	59697	17289772	62862	18027898		68018	18933942

Day/Month wise Opening Balance of Toll Collection & Traffic

Day	26
Month	4
Year	2025
Toll Depositing Bank	State Bank Of India
Bank Account No.	39177623786

Transaction Type	Car/Jeep Count	Total Car/ Jeep Amount (in Rs.)	Bus Count	Total Bus Amount (in Rs.)	Truck Count	Total Truck Amount (In Rs.)	LCV Count	Total LCV Amount (in Rs.)	MAV (Multi Axle Vehicle Count)	Total MAV (Multi Axle Vehicle) Amount (in Rs.)	Three Axle Count	Three Axle Count Amount (in Rs.)	FASTag Debit Adjustment/ Chargeback Received from Bank (Net) (Note-5)
1	2	3	4	5	6	7	8	9	10	11	12	13	Note-5
Single Journey	48644	8207846	3175	1481391	4638	1610356	5303	1344463	4512	5018298	1026	857548	-12902
Double User Fee (FASTag Lane Violation) (Note-6)	660	361600	9	12672	2	2740	46	39092	2	7578	1	3260	0

Total Non-Tollable Traffic Count Entry Details (Note-2)						
Transaction Type	Car/Jeep Count	Bus Count	Truck Count	LCV Count	MAV (Multi Axle Vehicle Count)	Three Axle Count
1	2	3	4	5	6	7
Reuse & Exit	292	12	5	17	2	0
Exemption & Violation	3362	15	26	181	15	13

Notes

- Fee for Fastag vehicles passing two toll plazas, is collected at two plazas in few cases and therefore section wise traffic details will not be available at one plaza for same.
- All Non-tollable traffic could not be recorded/reported due to unavailability of adequate Lanes & systems. Non-Tollable count includes Reuse of daily/return/monthly pass, exit trips, exemption and violations.
- Reporting (FASTag/Cash/Card) - 12:00:00 AM to 11:59:59 PM.
- Fastag Collection is net of Acquiring Bank Charges
- FASTag Debit Adjustment/Chargeback Received from Bank (Net)
- Double user fee (from cash vehicles entering dedicated Fastag lane) collected from vehicles are reported separately (count and revenue). These are included in vehicle category wise count and revenue.



MONTHLY/DAILY FEE STATEMENT

Project Highway: Yashwantrao Chavan Expressway

Day/Month: 27-Apr-2025

Sr. No.	Name of Toll Plaza Location	Chainage
Yashwantrao Chavan Expressway section (from Km.0+000 to 94+600)		
1	Talegaon	83+200

Type of Vehicle	For corresponding day/month of previous year 27-Apr-2024		For preceding day/month 26-Apr-2025		For the day/month reported upon 27-Apr-2025		
	No. of Vehicles	Fee collected (in lakh Rs.)	No. of Vehicles	Fee collected (in lakh Rs.)	Fee per Vehicle (in Rs.)	No. of Vehicles	Fee collected (in lakh Rs.)
	2	3	4	5	6	7	8
A –Car (Note-7)	48829	8334302	49304	8569446	Note-1	47829	8681630
B –LCV	4752	1211034	5349	1383555		4564	1200118
C- Bus	3093	1463016	3184	1494063		3162	1493076
D –Truck	4322	1504485	4640	1613096		4049	1377316
E -Three-axle vehicle	1068	866273	1027	860808		902	723282
F -Multi-axle Truck	4870	5303205	4514	5025876		4315	4584888
G -Oversized vehicle	0	0	0	0		0	0
FASTag Debit Adjustment/ Chargeback Received from Bank (Net) (Note-5)	0	40044	0	-12902	Note-5	0	-1278
H- Total	66934	18722359	68018	18933942		64821	18059032

Day/Month wise Opening Balance of Toll Collection & Traffic

Day	27
Month	4
Year	2025
Toll Depositing Bank	State Bank Of India
Bank Account No.	39177623786

Transaction Type	Car/Jeep Count	Total Car/ Jeep Amount (in Rs.)	Bus Count	Total Bus Amount (in Rs.)	Truck Count	Total Truck Amount (In Rs.)	LCV Count	Total LCV Amount (in Rs.)	MAV (Multi Axle Vehicle Count)	Total MAV (Multi Axle Vehicle) Amount (in Rs.)	Three Axle Count	Three Axle Count Amount (in Rs.)	FASTag Debit Adjustment/ Chargeback Received from Bank (Net) (Note-5)
1	2	3	4	5	6	7	8	9	10	11	12	13	Note-5
Single Journey	47191	8330590	3159	1488852	4043	1370122	4520	1163006	4314	4580558	898	712684	-1278
Double User Fee (FASTag Lane Violation) (Note-6)	638	351040	3	4224	6	7194	44	37112	1	4330	4	10598	0

Total Non-Tollable Traffic Count Entry Details (Note-2)						
Transaction Type	Car/Jeep Count	Bus Count	Truck Count	LCV Count	MAV (Multi Axle Vehicle Count)	Three Axle Count
1	2	3	4	5	6	7
Reuse & Exit	270	12	3	19	0	0
Exemption & Violation	3278	13	15	149	10	18

Notes

1. Fee for Fastag vehicles passing two toll plazas, is collected at two plazas in few cases and therefore section wise traffic details will not be available at one plaza for same.
2. All Non-tollable traffic could not be recorded/reported due to unavailability of adequate Lanes & systems. Non-Tollable count includes Reuse of daily/return/monthly pass, exit trips, exemption and violations.
3. Reporting (FASTag/Cash/Card) - 12:00:00 AM to 11:59:59 PM.
4. Fastag Collection is net of Acquiring Bank Charges
5. FASTag Debit Adjustment/Chargeback Received from Bank (Net)
6. Double user fee (from cash vehicles entering dedicated Fastag lane) collected from vehicles are reported separately (count and revenue). These are included in vehicle category wise count and revenue.



MONTHLY/DAILY FEE STATEMENT

Project Highway: Yashwantrao Chavan Expressway

Day/Month: 28-Apr-2025

Sr. No.	Name of Toll Plaza Location	Chainage
Yashwantrao Chavan Expressway section (from Km.0+000 to 94+600)		
1	Talegaon	83+200

Type of Vehicle	For corresponding day/month of previous year 28-Apr-2024		For preceding day/month 27-Apr-2025		For the day/month reported upon 28-Apr-2025		
	No. of Vehicles	Fee collected (in lakh Rs.)	No. of Vehicles	Fee collected (in lakh Rs.)	Fee per Vehicle (in Rs.)	No. of Vehicles	Fee collected (in lakh Rs.)
	2	3	4	5	6	7	8
A –Car (Note-7)	52181	9467486	47829	8681630	Note-1	41819	7363408
B –LCV	3919	1008793	4564	1200118		4512	1229288
C- Bus	3206	1519030	3162	1493076		2901	1440276
D –Truck	3616	1177896	4049	1377316		3965	1493939
E -Three-axle vehicle	893	700067	902	723282		870	805594
F -Multi-axle Truck	4364	4481193	4315	4584888		4020	4636387
G -Oversized vehicle	0	0	0	0		0	0
FASTag Debit Adjustment/ Chargeback Received from Bank (Net) (Note-5)	0	0	0	-1278	Note-5	0	69531
H- Total	68179	18354465	64821	18059032		58087	17038422

Day/Month wise Opening Balance of Toll Collection & Traffic

Day	28
Month	4
Year	2025
Toll Depositing Bank	State Bank Of India
Bank Account No.	39177623786

Transaction Type	Car/Jeep Count	Total Car/ Jeep Amount (in Rs.)	Bus Count	Total Bus Amount (in Rs.)	Truck Count	Total Truck Amount (In Rs.)	LCV Count	Total LCV Amount (in Rs.)	MAV (Multi Axle Vehicle Count)	Total MAV (Multi Axle Vehicle) Amount (in Rs.)	Three Axle Count	Three Axle Count Amount (in Rs.)	FASTag Debit Adjustment/ Chargeback Received from Bank (Net) (Note-5)
1	2	3	4	5	6	7	8	9	10	11	12	13	Note-5
Single Journey	41342	7101648	2891	1425252	3962	1490513	4471	1192914	4019	4632057	866	795810	69531
Double User Fee (FASTag Lane Violation) (Note-6)	477	261760	10	15024	3	3426	41	36374	1	4330	4	9784	0

Total Non-Tollable Traffic Count Entry Details (Note-2)						
Transaction Type	Car/Jeep Count	Bus Count	Truck Count	LCV Count	MAV (Multi Axle Vehicle Count)	Three Axle Count
1	2	3	4	5	6	7
Reuse & Exit	195	11	5	17	1	0
Exemption & Violation	3280	10	18	203	19	15

Notes

- Fee for Fastag vehicles passing two toll plazas, is collected at two plazas in few cases and therefore section wise traffic details will not be available at one plaza for same.
- All Non-tollable traffic could not be recorded/reported due to unavailability of adequate Lanes & systems. Non-Tollable count includes Reuse of daily/return/monthly pass, exit trips, exemption and violations.
- Reporting (FASTag/Cash/Card) - 12:00:00 AM to 11:59:59 PM.
- Fastag Collection is net of Acquiring Bank Charges
- FASTag Debit Adjustment/Chargeback Received from Bank (Net)
- Double user fee (from cash vehicles entering dedicated Fastag lane) collected from vehicles are reported separately (count and revenue). These are included in vehicle category wise count and revenue.



MONTHLY/DAILY FEE STATEMENT

Project Highway: Yashwantrao Chavan Expressway

Day/Month: 29-Apr-2025

Sr. No.	Name of Toll Plaza Location	Chainage
Yashwantrao Chavan Expressway section (from Km.0+000 to 94+600)		
1	Talegaon	83+200

Type of Vehicle	For corresponding day/month of previous year 29-Apr-2024		For preceding day/month 28-Apr-2025		For the day/month reported upon 29-Apr-2025		
	No. of Vehicles	Fee collected (in lakh Rs.)	No. of Vehicles	Fee collected (in lakh Rs.)	Fee per Vehicle (in Rs.)	No. of Vehicles	Fee collected (in lakh Rs.)
1	2	3	4	5	6	7	8
A –Car (Note-7)	39482	7073356	41819	7363408	Note-1	38924	6879780
B –LCV	3926	1072669	4512	1229288		5168	1369283
C- Bus	2827	1414503	2901	1440276		2829	1434747
D –Truck	3723	1413134	3965	1493939		4650	1661549
E -Three-axle vehicle	911	840803	870	805594		881	740815
F -Multi-axle Truck	4327	4932024	4020	4636387		4601	5155557
G -Oversized vehicle	0	0	0	0		0	0
FASTag Debit Adjustment/ Chargeback Received from Bank (Net) (Note-5)	0	66443	0	69531	Note-5	0	24365
H- Total	55196	16812933	58087	17038422		57053	17266097

Day/Month wise Opening Balance of Toll Collection & Traffic

Day	29
Month	4
Year	2025
Toll Depositing Bank	State Bank Of India
Bank Account No.	39177623786

Transaction Type	Car/Jeep Count	Total Car/ Jeep Amount (in Rs.)	Bus Count	Total Bus Amount (in Rs.)	Truck Count	Total Truck Amount (In Rs.)	LCV Count	Total LCV Amount (in Rs.)	MAV (Multi Axle Vehicle Count)	Total MAV (Multi Axle Vehicle) Amount (in Rs.)	Three Axle Count	Three Axle Count Amount (in Rs.)	FASTag Debit Adjustment/ Chargeback Received from Bank (Net) (Note-5)
1	2	3	4	5	6	7	8	9	10	11	12	13	Note-5
Single Journey	38460	6621700	2820	1421603	4639	1647847	5136	1340331	4600	5151227	881	740815	24365
Double User Fee (FASTag Lane Violation) (Note-6)	464	258080	9	13144	11	13702	32	28952	1	4330	0	0	0

Total Non-Tollable Traffic Count Entry Details (Note-2)						
Transaction Type	Car/Jeep Count	Bus Count	Truck Count	LCV Count	MAV (Multi Axle Vehicle Count)	Three Axle Count
1	2	3	4	5	6	7
Reuse & Exit	247	13	7	22	2	0
Exemption & Violation	3329	21	39	183	13	15

Notes

- Fee for Fastag vehicles passing two toll plazas, is collected at two plazas in few cases and therefore section wise traffic details will not be available at one plaza for same.
- All Non-tollable traffic could not be recorded/reported due to unavailability of adequate Lanes & systems. Non-Tollable count includes Reuse of daily/return/monthly pass, exit trips, exemption and violations.
- Reporting (FASTag/Cash/Card) - 12:00:00 AM to 11:59:59 PM.
- Fastag Collection is net of Acquiring Bank Charges
- FASTag Debit Adjustment/Chargeback Received from Bank (Net)
- Double user fee (from cash vehicles entering dedicated Fastag lane) collected from vehicles are reported separately (count and revenue). These are included in vehicle category wise count and revenue.



MONTHLY/DAILY FEE STATEMENT

Project Highway: Yashwantrao Chavan Expressway

Day/Month: 30-Apr-2025

Sr. No.	Name of Toll Plaza Location	Chainage
Yashwantrao Chavan Expressway section (from Km.0+000 to 94+600)		
1	Talegaon	83+200

Type of Vehicle	For corresponding day/month of previous year 30-Apr-2024		For preceding day/month 29-Apr-2025		For the day/month reported upon 30-Apr-2025		
	No. of Vehicles	Fee collected (in lakh Rs.)	No. of Vehicles	Fee collected (in lakh Rs.)	Fee per Vehicle (in Rs.)	No. of Vehicles	Fee collected (in lakh Rs.)
1	2	3	4	5	6	7	8
A-Car (Note-7)	37552	6391346	38924	6879780	Note-1	44007	7619627
B-LCV	4450	1135638	5168	1369283		5030	1357006
C-Bus	2860	1380181	2829	1434747		2861	1483441
D-Truck	4478	1530399	4650	1661549		4661	1628669
E-Three-axle vehicle	990	809405	881	740815		943	755439
F-Multi-axle Truck	4749	5194770	4601	5155557		4295	4690309
G-Oversized vehicle	0	0	0	0		0	0
FASTag Debit Adjustment/ Chargeback Received from Bank (Net) (Note-5)	0	66696	0	24365	Note-5	0	42127
H- Total	55079	16508434	57053	17266097		61797	17576619

Day/Month wise Opening Balance of Toll Collection & Traffic

Day	30
Month	4
Year	2025
Toll Depositing Bank	State Bank Of India
Bank Account No.	39177623786

Transaction Type	Car/Jeep Count	Total Car/ Jeep Amount (in Rs.)	Bus Count	Total Bus Amount (in Rs.)	Truck Count	Total Truck Amount (in Rs.)	LCV Count	Total LCV Amount (in Rs.)	MAV (Multi Axle Vehicle Count)	Total MAV (Multi Axle Vehicle) Amount (in Rs.)	Three Axle Count	Three Axle Count Amount (in Rs.)	FASTag Debit Adjustment/ Chargeback Received from Bank (Net) (Note-5)
1	2	3	4	5	6	7	8	9	10	11	12	13	Note-5
Single Journey	43503	7340747	2846	1459961	4655	1621817	4993	1324592	4293	4682731	939	744841	42127
Double User Fee (FASTag Lane Violation) (Note-6)	504	278880	15	23480	6	6852	37	32414	2	7578	4	10598	0

Total Non-Tollable Traffic Count Entry Details (Note-2)						
Transaction Type	Car/Jeep Count	Bus Count	Truck Count	LCV Count	MAV (Multi Axle Vehicle Count)	Three Axle Count
1	2	3	4	5	6	7
Reuse & Exit	282	15	2	19	1	1
Exemption & Violation	3430	16	15	188	14	15

Notes

1. Fee for Fastag vehicles passing two toll plazas, is collected at two plazas in few cases and therefore section wise traffic details will not be available at one plaza for same.
2. All Non-tollable traffic could not be recorded/reported due to unavailability of adequate Lanes & systems. Non-Tollable count includes Reuse of daily/return/monthly pass, exit trips, exemption and violations.
3. Reporting (FASTag/Cash/Card) - 12:00:00 AM to 11:59:59 PM.
4. Fastag Collection is net of Acquiring Bank Charges
5. FASTag Debit Adjustment/Chargeback Received from Bank (Net)
6. Double user fee (from cash vehicles entering dedicated Fastag lane) collected from vehicles are reported separately (count and revenue). These are included in vehicle category wise count and revenue.

