




**Indeeya Infrastructure Pvt.Ltd Solapur IRDP Toll
Daily Tollable & NON Tollable Traffic Count And Revenue Entry Details**

Date			01/11/2025					
Section Name			Solapur IRDP					
Bank Name Where Cash Depositing			-----					
Bank Account Number			-----					
Collection Depositing Date			-----					
Transaction Type	Car/Jeep ep Count	Car/Jeep Amount (In.Rs.)	LCV Count	LCV Amount (In. Rs.)	Bus / Truck Count	Bus / Truck Amount (In.Rs.)	MAV (Multi Axle Vechicle)Co unt	MAV (Multi Axle Vechicle)A mount (In.Rs.)
1	2	3	4	5	6	7	8	9
Single Journey	0	0	610	36600	502	52710	501	62625
Discount Coupons Sales 50%	0	0	205	0	191	0	185	0
Political parties vehicles traffic count which is not paying toll though payable	0	0	180	0	190	0	187	0
(FCI Vechicle) Emergency services of government food distribution vehicles traffic count, vehicles are payable toll but not paying toll.	0	0	0	0	52	0	55	0
The number of vehicles that have discount coupons but whose money has been deducted through FASTag, the number of vehicles for which we have refunded the money.	0	0	0	0	0	0	0	0
Estimated traffic volume of local vehicles and Non-tollable vehicles and vehicles exempted by the government, excluding LMVs	0	0	219	0	188	0	184	0
 Indeeya Infrastructure Private Limited Director			Total Tollable Vechicle Count					2,194
			Total NONTollable Vechicle Count					1,255
			Total Vechicle Count					3,449
			Total Vechicle Amount					151,935
			Total Discount Sales					9,000
			Total Daily Collection					160,935
			Discount vechicles refund by cash toll amount					-
Net Total Daily Collection					160,935			


**Indeeya Infrastructure Pvt.Ltd Solapur IRDP Toll
Daily Tollable & NON Tollable Traffic Count And Revenue Entry Details**

Date			02/11/2025					
Section Name			Solapur IRDP					
Bank Name Where Cash Depositing			-----					
Bank Account Number			-----					
Collection Depositing Date			-----					
Transaction Type	Car/Jeep Count	Car/Jeep Amount (In.Rs.)	LCV Count	LCV Amount (In. Rs.)	Bus / Truck Count	Bus / Truck Amount (In.Rs.)	MAV (Multi Axle Vechicle)Co unt	MAV (Multi Axle Vechicle)A mount (In.Rs.)
1	2	3	4	5	6	7	8	9
Single Journey	0	0	601	36060	495	51975	480	60000
Discount Coupons Sales 50%	0	0	230	0	220	0	210	0
Political parties vehicles traffic count which is not paying toll though payable	0	0	220	0	204	0	178	0
(FCI Vechicle) Emergency services of government food distribution vehicles traffic count, vehicles are payable toll but not paying toll.	0	0	0	0	45	0	44	0
The number of vehicles that have discount coupons but whose money has been deducted through FASTag, the number of vehicles for which we have refunded the money.	0	0	0	0	0	0	0	0
Estimated traffic volume of local vehicles and Non-tollable vehicles and vehicles exempted by the government, excluding LMVs	0	0	213	0	187	0	147	0
<p align="center">Indeeya Infrastructure Private Limited</p>  <p align="center">Director</p>			Total Tollable Vechicle Count					2,236
			Total NONTollable Vechicle Count					1,238
			Total Vechicle Count					3,474
			Total Vechicle Amount					148,035
			Total Discount Sales					6,000
			Total Daily Collection					154,035
			Discount vechicles refund by cash toll amount					-
Net Total Daily Collection					154,035			


**Indeeya Infrastructure Pvt.Ltd Solapur IRDP Toll
Daily Tollable & NON Tollable Traffic Count And Revenue Entry Details**

Date		03/11/2025						
Section Name		Solapur IRDP						
Bank Name Where Cash Depositing		-----						
Bank Account Number		-----						
Collection Depositing Date		-----						
Transaction Type	Car/Jeep ep Count	Car/Jeep Amount (In.Rs.)	LCV Count	LCV Amount (In. Rs.)	Bus / Truck Count	Bus / Truck Amount (In.Rs.)	MAV (Multi Axle Vechicle)Co unt	MAV (Multi Axle Vechicle)A mount (In.Rs.)
1	2	3	4	5	6	7	8	9
Single Journey	0	0	605	36300	507	53235	500	62500
Discount Coupons Sales 50%	0	0	174	0	165	0	145	0
Political parties vehicles traffic count which is not paying toll though payable	0	0	178	0	160	0	125	0
(FCI Vechicle) Emergency services of government food distribution vehicles traffic count, vehicles are payable toll but not paying toll.	0	0	0	0	40	0	33	0
The number of vehicles that have discount coupons but whose money has been deducted through FASTag, the number of vehicles for which we have refunded the money.	0	0	0	0	0	0	0	0
Estimated traffic volume of local vehicles and Non-tollable vehicles and vehicles exempted by the government, excluding LMVs	0	0	187	0	156	0	140	0
 Indeeya Infrastructure Private Limited Director		Total Tollable Vechicle Count						2,096
		Total NONTollable Vechicle Count						1,019
		Total Vechicle Count						3,115
		Total Vechicle Amount						152,035
		Total Discount Sales						3,000
		Total Daily Collection						155,035
		Discount vehicles refund by cash toll amount						-
Net Total Daily Collection						155,035		

**Indeeya Infrastructure Pvt.Ltd Solapur IRDP Toll
Daily Tollable & NON Tollable Traffic Count And Revenue Entry Details**

Date		04/11/2025						
Section Name		Solapur IRDP						
Bank Name Where Cash Depositing		-----						
Bank Account Number		-----						
Collection Depositing Date		-----						
Transaction Type	Car/Jeep ep Count	Car/Jeep Amount (In.Rs.)	LCV Count	LCV Amount (In. Rs.)	Bus / Truck Count	Bus / Truck Amount (In.Rs.)	MAV (Multi Axle Vechicle)Co unt	MAV (Multi Axle Vechicle)A mount (In.Rs.)
1	2	3	4	5	6	7	8	9
Single Journey	0	0	605	36300	501	52605	489	61125
Discount Coupons Sales 50%	0	0	201	0	218	0	198	0
Political parties vehicles traffic count which is not paying toll though payable	0	0	219	0	178	0	154	0
(FCI Vechicle) Emergency services of government food distribution vehicles traffic count, vehicles are payable toll but not paying toll.	0	0	0	0	52	0	42	0
The number of vehicles that have discount coupons but whose money has been deducted through FASTag, the number of vehicles for which we have refunded the money.	0	0	0	0	0	0	0	0
Estimated traffic volume of local vehicles and Non-tollable vehicles and vehicles exempted by the government, excluding LMVs	0	0	180	0	186	0	135	0
 Indeeya Infrastructure Private Limited Director		Total Tollable Vechicle Count						2,212
		Total NONTollable Vechicle Count						1,146
		Total Vechicle Count						3,358
		Total Vechicle Amount						150,030
		Total Discount Sales						10,500
		Total Daily Collection						160,530
		Discount vehicles refund by cash toll amount						-
Net Total Daily Collection						160,530		

**Indeeya Infrastructure Pvt.Ltd Solapur IRDP Toll
Daily Tollable & NON Tollable Traffic Count And Revenue Entry Details**

Date			05/11/2025					
Section Name			Solapur IRDP					
Bank Name Where Cash Depositing			-----					
Bank Account Number			-----					
Collection Depositing Date			-----					
Transaction Type	Car/Jeep ep Count	Car/Jeep Amount (In.Rs.)	LCV Count	LCV Amount (In. Rs.)	Bus / Truck Count	Bus / Truck Amount (In.Rs.)	MAV (Multi Axle Vechicle)Co unt	MAV (Multi Axle Vechicle)A mount (In.Rs.)
1	2	3	4	5	6	7	8	9
Single Journey	0	0	636	38160	518	54390	500	62500
Discount Coupons Sales 50%	0	0	240	0	201	0	201	0
Political parties vehicles traffic count which is not paying toll though payable	0	0	220	0	198	0	165	0
(FCI Vechicle) Emergency services of government food distribution vehicles traffic count, vehicles are payable toll but not paying toll.	0	0	0	0	48	0	42	0
The number of vehicles that have discount coupons but whose money has been deducted through FASTag, the number of vehicles for which we have refunded the money.	0	0	0	0	0	0	0	0
Estimated traffic volume of local vehicles and Non-tollable vehicles and vehicles exempted by the government, excluding LMVs	0	0	201	0	187	0	168	0
<p align="center">Indeeya Infrastructure Private Limited</p>  <p align="center">Director</p>			Total Tollable Vechicle Count					2,296
			Total NONTollable Vechicle Count					1,229
			Total Vechicle Count					3,525
			Total Vechicle Amount					155,050
			Total Discount Sales					6,250
			Total Daily Collection					161,300
			Discount vechicles refund by cash toll amount					-
Net Total Daily Collection					161,300			


**Indeeya Infrastructure Pvt.Ltd Solapur IRDP Toll
Daily Tollable & NON Tollable Traffic Count And Revenue Entry Details**

Date		06/11/2025						
Section Name		Solapur IRDP						
Bank Name Where Cash Depositing		-----						
Bank Account Number		-----						
Collection Depositing Date		-----						
Transaction Type	Car/Jeep Count	Car/Jeep Amount (In.Rs.)	LCV Count	LCV Amount (In. Rs.)	Bus / Truck Count	Bus / Truck Amount (In.Rs.)	MAV (Multi Axle Vehicle)Count	MAV (Multi Axle Vehicle)Amount (In.Rs.)
1	2	3	4	5	6	7	8	9
Single Journey	0	0	624	37440	538	56490	529	66125
Discount Coupons Sales 50%	0	0	211	0	215	0	201	0
Political parties vehicles traffic count which is not paying toll though payable	0	0	197	0	185	0	189	0
(FCI Vechicle) Emergency services of government food distribution vehicles traffic count, vehicles are payable toll but not paying toll.	0	0	0	0	45	0	38	0
The number of vehicles that have discount coupons but whose money has been deducted through FASTag, the number of vehicles for which we have refunded the money.	0	0	0	0	0	0	0	0
Estimated traffic volume of local vehicles and Non-tollable vehicles and vehicles exempted by the government, excluding LMVs	0	0	212	0	198	0	168	0
Total Tollable Vechicle Count							2,318	
Total NONTollable Vechicle Count							1,232	
Total Vechicle Count							3,550	
Total Vechicle Amount							160,055	
Total Discount Sales							3,000	
Total Daily Collection							163,055	
Discount vehicles refund by cash toll amount							-	
Net Total Daily Collection							163,055	


Indeeya Infrastructure Private Limited

Director


**Indeeya Infrastructure Pvt.Ltd Solapur IRDP Toll
Daily Tollable & NON Tollable Traffic Count And Revenue Entry Details**

Date		07/11/2025						
Section Name		Solapur IRDP						
Bank Name Where Cash Depositing		-----						
Bank Account Number		-----						
Collection Depositing Date		-----						
Transaction Type	Car/Jeep ep Count	Car/Jeep Amount (In.Rs.)	LCV Count	LCV Amount (In. Rs.)	Bus / Truck Count	Bus / Truck Amount (In.Rs.)	MAV (Multi Axle Vechicle)Co unt	MAV (Multi Axle Vechicle)A mount (In.Rs.)
1	2	3	4	5	6	7	8	9
Single Journey	0	0	612	36720	502	52710	493	61625
Discount Coupons Sales 50%	0	0	215	0	200	0	180	0
Political parties vehicles traffic count which is not paying toll though payable	0	0	210	0	185	0	172	0
(FCI Vechicle) Emergency services of government food distribution vehicles traffic count, vehicles are payable toll but not paying toll.	0	0	0	0	30	0	23	0
The number of vehicles that have discount coupons but whose money has been deducted through FASTag, the number of vehicles for which we have refunded the money.	0	0	0	0	0	0	0	0
Estimated traffic volume of local vehicles and Non-tollable vehicles and vehicles exempted by the government, excluding LMVs	0	0	225	0	209	0	198	0
<p align="center">Indeeya Infrastructure Private Limited</p>  <p align="center">Director</p>		Total Tollable Vechicle Count						2,202
		Total NONTollable Vechicle Count						1,252
		Total Vechicle Count						3,454
		Total Vechicle Amount						151,055
		Total Discount Sales						9,000
		Total Daily Collection						160,055
		Discount vechicles refund by cash toll amount						-
Net Total Daily Collection						160,055		

**Indeeya Infrastructure Pvt.Ltd Solapur IRDP Toll
Daily Tollable & NON Tollable Traffic Count And Revenue Entry Details**

Date		08/11/2025						
Section Name		Solapur IRDP						
Bank Name Where Cash Depositing		-----						
Bank Account Number		-----						
Collection Depositing Date		-----						
Transaction Type	Car/Jeep ep Count	Car/Jeep Amount (In.Rs.)	LCV Count	LCV Amount (In. Rs.)	Bus / Truck Count	Bus / Truck Amount (In.Rs.)	MAV (Multi Axle Vechicle)Co unt	MAV (Multi Axle Vechicle)A mount (In.Rs.)
1	2	3	4	5	6	7	8	9
Single Journey	0	0	615	36900	510	53550	501	62625
Discount Coupons Sales 50%	0	0	207	0	183	0	165	0
Political parties vehicles traffic count which is not paying toll though payable	0	0	168	0	142	0	155	0
(FCI Vechicle) Emergency services of government food distribution vehicles traffic count, vehicles are payable toll but not paying toll.	0	0	0	0	53	0	45	0
The number of vehicles that have discount coupons but whose money has been deducted through FASTag, the number of vehicles for which we have refunded the money.	0	0	0	0	0	0	0	0
Estimated traffic volume of local vehicles and Non-tollable vehicles and vehicles exempted by the government, excluding LMVs	0	0	195	0	178	0	168	0
 Indeeya Infrastructure Private Limited Director		Total Tollable Vechicle Count						2,181
		Total NONTollable Vechicle Count						1,104
		Total Vechicle Count						3,285
		Total Vechicle Amount						153,075
		Total Discount Sales						3,000
		Total Daily Collection						156,075
		Discount vehicles refund by cash toll amount						-
Net Total Daily Collection						156,075		

**Indeeya Infrastructure Pvt.Ltd Solapur IRDP Toll
Daily Tollable & NON Tollable Traffic Count And Revenue Entry Details**

Date			09/11/2025					
Section Name			Solapur IRDP					
Bank Name Where Cash Depositing			-----					
Bank Account Number			-----					
Collection Depositing Date			-----					
Transaction Type	Car/Jeep ep Count	Car/Jeep Amount (In.Rs.)	LCV Count	LCV Amount (In. Rs.)	Bus / Truck Count	Bus / Truck Amount (In.Rs.)	MAV (Multi Axle Vechicle)Co unt	MAV (Multi Axle Vechicle)A mount (In.Rs.)
1	2	3	4	5	6	7	8	9
Single Journey	0	0	623	37380	517	54285	507	63375
Discount Coupons Sales 50%	0	0	218	0	180	0	178	0
Political parties vehicles traffic count which is not paying toll though payable	0	0	189	0	174	0	162	0
(FCI Vechicle) Emergency services of government food distribution vehicles traffic count, vehicles are payable toll but not paying toll.	0	0	0	0	49	0	38	0
The number of vehicles that have discount coupons but whose money has been deducted through FASTag, the number of vehicles for which we have refunded the money.	0	0	0	0	0	0	0	0
Estimated traffic volume of local vehicles and Non-tollable vehicles and vehicles exempted by the government, excluding LMVs	0	0	209	0	198	0	147	0
 Indeeya Infrastructure Private Limited Director			Total Tollable Vechicle Count					2,223
			Total NONTollable Vechicle Count					1,166
			Total Vechicle Count					3,389
			Total Vechicle Amount					155,040
			Total Discount Sales					6,000
			Total Daily Collection					161,040
			Discount vehicles refund by cash toll amount					-
Net Total Daily Collection					161,040			


**Indeeya Infrastructure Pvt.Ltd Solapur IRDP Toll
Daily Tollable & NON Tollable Traffic Count And Revenue Entry Details**

Date			10/11/2025					
Section Name			Solapur IRDP					
Bank Name Where Cash Depositing			-----					
Bank Account Number			-----					
Collection Depositing Date			-----					
Transaction Type	Car/Jeep Count	Car/Jeep Amount (In.Rs.)	LCV Count	LCV Amount (In. Rs.)	Bus / Truck Count	Bus / Truck Amount (In.Rs.)	MAV (Multi Axle Vechicle)Count	MAV (Multi Axle Vechicle)Amount (In.Rs.)
1	2	3	4	5	6	7	8	9
Single Journey	0	0	600	36000	495	51975	481	60125
Discount Coupons Sales 50%	0	0	182	0	180	0	174	0
Political parties vehicles traffic count which is not paying toll though payable	0	0	198	0	165	0	157	0
(FCI Vechicle) Emergency services of government food distribution vehicles traffic count, vehicles are payable toll but not paying toll.	0	0	0	0	35	0	25	0
The number of vehicles that have discount coupons but whose money has been deducted through FASTag, the number of vehicles for which we have refunded the money.	0	0	0	0	0	0	0	0
Estimated traffic volume of local vehicles and Non-tollable vehicles and vehicles exempted by the government, excluding LMVs	0	0	202	0	175	0	162	0
Total Tollable Vechicle Count							2,112	
Total NONTollable Vechicle Count							1,119	
Total Vechicle Count							3,231	
Total Vechicle Amount							148,100	
Total Discount Sales							5,250	
Total Daily Collection							153,350	
Discount vehicles refund by cash toll amount							-	
Net Total Daily Collection							153,350	

Indeeya Infrastructure Private Limited

Director

**Indeeya Infrastructure Pvt.Ltd Solapur IRDP Toll
Daily Tollable & NON Tollable Traffic Count And Revenue Entry Details**

Date		11/11/2025						
Section Name		Solapur IRDP						
Bank Name Where Cash Depositing		-----						
Bank Account Number		-----						
Collection Depositing Date		-----						
Transaction Type	Car/Jeep Count	Car/Jeep Amount (In.Rs.)	LCV Count	LCV Amount (In. Rs.)	Bus / Truck Count	Bus / Truck Amount (In.Rs.)	MAV (Multi Axle Vehicle)Count	MAV (Multi Axle Vehicle)Amount (In.Rs.)
1	2	3	4	5	6	7	8	9
Single Journey	0	0	605	36300	506	53130	501	62625
Discount Coupons Sales 50%	0	0	193	0	171	0	152	0
Political parties vehicles traffic count which is not paying toll though payable	0	0	194	0	156	0	155	0
(FCI Vechicle) Emergency services of government food distribution vehicles traffic count, vehicles are payable toll but not paying toll.	0	0	0	0	43	0	40	0
The number of vehicles that have discount coupons but whose money has been deducted through FASTag, the number of vehicles for which we have refunded the money.	0	0	0	0	0	0	0	0
Estimated traffic volume of local vehicles and Non-tollable vehicles and vehicles exempted by the government, excluding LMVs	0	0	189	0	159	0	145	0
<p align="center">Indeeya Infrastructure Private Limited</p>  <p align="center">Director</p>		Total Tollable Vechicle Count						2,128
		Total NONTollable Vechicle Count						1,081
		Total Vechicle Count						3,209
		Total Vechicle Amount						152,055
		Total Discount Sales						6,250
		Total Daily Collection						158,305
		Discount vechicles refund by cash toll amount						-
Net Total Daily Collection						158,305		


**Indeeya Infrastructure Pvt.Ltd Solapur IRDP Toll
Daily Tollable & NON Tollable Traffic Count And Revenue Entry Details**

Date			12/11/2025					
Section Name			Solapur IRDP					
Bank Name Where Cash Depositing			-----					
Bank Account Number			-----					
Collection Depositing Date			-----					
Transaction Type	Car/Jeep Count	Car/Jeep Amount (In.Rs.)	LCV Count	LCV Amount (In. Rs.)	Bus / Truck Count	Bus / Truck Amount (In.Rs.)	MAV (Multi Axle Vehicle)Count	MAV (Multi Axle Vehicle)Amount (In.Rs.)
1	2	3	4	5	6	7	8	9
Single Journey	0	0	602	36120	495	51975	487	60875
Discount Coupons Sales 50%	0	0	205	0	195	0	164	0
Political parties vehicles traffic count which is not paying toll though payable	0	0	195	0	187	0	169	0
(FCI Vechicle) Emergency services of government food distribution vehicles traffic count, vehicles are payable toll but not paying toll.	0	0	0	0	50	0	31	0
The number of vehicles that have discount coupons but whose money has been deducted through FASTag, the number of vehicles for which we have refunded the money.	0	0	0	0	0	0	0	0
Estimated traffic volume of local vehicles and Non-tollable vehicles and vehicles exempted by the government, excluding LMVs	0	0	202	0	175	0	149	0
Total Tollable Vechicle Count							2,148	
Total NONTollable Vechicle Count							1,158	
Total Vechicle Count							3,306	
Total Vechicle Amount							148,970	
Total Discount Sales							12,500	
Total Daily Collection							161,470	
Discount vehicles refund by cash toll amount							-	
Net Total Daily Collection							161,470	


Indeeya Infrastructure Private Limited

Director


**Indeeya Infrastructure Pvt.Ltd Solapur IRDP Toll
Daily Tollable & NON Tollable Traffic Count And Revenue Entry Details**

Date		13/11/2025						
Section Name		Solapur IRDP						
Bank Name Where Cash Depositing		-----						
Bank Account Number		-----						
Collection Depositing Date		-----						
Transaction Type	Car/Jeep ep Count	Car/Jeep Amount (In.Rs.)	LCV Count	LCV Amount (In. Rs.)	Bus / Truck Count	Bus / Truck Amount (In.Rs.)	MAV (Multi Axle Vechicle)Co unt	MAV (Multi Axle Vechicle)A mount (In.Rs.)
1	2	3	4	5	6	7	8	9
Single Journey	0	0	630	37800	515	54075	505	63125
Discount Coupons Sales 50%	0	0	214	0	202	0	181	0
Political parties vehicles traffic count which is not paying toll though payable	0	0	203	0	185	0	174	0
(FCI Vechicle) Emergency services of government food distribution vehicles traffic count, vehicles are payable toll but not paying toll.	0	0	0	0	39	0	27	0
The number of vehicles that have discount coupons but whose money has been deducted through FASTag, the number of vehicles for which we have refunded the money.	0	0	0	0	0	0	0	0
Estimated traffic volume of local vehicles and Non-tollable vehicles and vehicles exempted by the government, excluding LMVs	0	0	230	0	187	0	152	0
<p align="center">Indeeya Infrastructure Private Limited</p>  <p align="center">Director</p>		Total Tollable Vechicle Count						2,247
		Total NONTollable Vechicle Count						1,197
		Total Vechicle Count						3,444
		Total Vechicle Amount						155,000
		Total Discount Sales						6,250
		Total Daily Collection						161,250
		Discount vechicles refund by cash toll amount						-
Net Total Daily Collection						161,250		


**Indeeya Infrastructure Pvt.Ltd Solapur IRDP Toll
Daily Tollable & NON Tollable Traffic Count And Revenue Entry Details**

Date		14/11/2025						
Section Name		Solapur IRDP						
Bank Name Where Cash Depositing		-----						
Bank Account Number		-----						
Collection Depositing Date		-----						
Transaction Type	Car/Jeep Count	Car/Jeep Amount (In.Rs.)	LCV Count	LCV Amount (In. Rs.)	Bus / Truck Count	Bus / Truck Amount (In.Rs.)	MAV (Multi Axle Vehicle)Count	MAV (Multi Axle Vehicle)Amount (In.Rs.)
1	2	3	4	5	6	7	8	9
Single Journey	0	0	615	36900	509	53445	503	62875
Discount Coupons Sales 50%	0	0	221	0	208	0	193	0
Political parties vehicles traffic count which is not paying toll though payable	0	0	230	0	192	0	182	0
(FCI Vechicle) Emergency services of government food distribution vehicles traffic count, vehicles are payable toll but not paying toll.	0	0	0	0	55	0	34	0
The number of vehicles that have discount coupons but whose money has been deducted through FASTag, the number of vehicles for which we have refunded the money.	0	0	0	0	0	0	0	0
Estimated traffic volume of local vehicles and Non-tollable vehicles and vehicles exempted by the government, excluding LMVs	0	0	218	0	201	0	160	0
<p align="center">Indeeya Infrastructure Private Limited</p>  <p align="center">Director</p>		Total Tollable Vechicle Count						2,249
		Total NONTollable Vechicle Count						1,272
		Total Vechicle Count						3,521
		Total Vechicle Amount						153,220
		Total Discount Sales						5,250
		Total Daily Collection						158,470
		Discount vechicles refund by cash toll amount						-
Net Total Daily Collection						158,470		

**Indeeya Infrastructure Pvt.Ltd Solapur IRDP Toll
Daily Tollable & NON Tollable Traffic Count And Revenue Entry Details**

Date			15/11/2025					
Section Name			Solapur IRDP					
Bank Name Where Cash Depositing			-----					
Bank Account Number			-----					
Collection Depositing Date			-----					
Transaction Type	Car/Jeep Count	Car/Jeep Amount (In.Rs.)	LCV Count	LCV Amount (In. Rs.)	Bus / Truck Count	Bus / Truck Amount (In.Rs.)	MAV (Multi Axle Vechicle)Co unt	MAV (Multi Axle Vechicle)A mount (In.Rs.)
1	2	3	4	5	6	7	8	9
Single Journey	0	0	614	36840	514	53970	506	63250
Discount Coupons Sales 50%	0	0	228	0	210	0	195	0
Political parties vehicles traffic count which is not paying toll though payable	0	0	220	0	207	0	185	0
(FCI Vechicle) Emergency services of government food distribution vehicles traffic count, vehicles are payable toll but not paying toll.	0	0	0	0	32	0	20	0
The number of vehicles that have discount coupons but whose money has been deducted through FASTag, the number of vehicles for which we have refunded the money.	0	0	0	0	0	0	0	0
Estimated traffic volume of local vehicles and Non-tollable vehicles and vehicles exempted by the government, excluding LMVs	0	0	227	0	214	0	174	0
<p align="center">Indeeya Infrastructure Private Limited</p>  <p align="center">Director</p>			Total Tollable Vechicle Count					2,267
			Total NONTollable Vechicle Count					1,279
			Total Vechicle Count					3,546
			Total Vechicle Amount					154,060
			Total Discount Sales					12,000
			Total Daily Collection					166,060
			Discount vehicles refund by cash toll amount					-
Net Total Daily Collection					166,060			

**Indeeya Infrastructure Pvt.Ltd Solapur IRDP Toll
Daily Tollable & NON Tollable Traffic Count And Revenue Entry Details**

Date		16/11/2025						
Section Name		Solapur IRDP						
Bank Name Where Cash Depositing		-----						
Bank Account Number		-----						
Collection Depositing Date		-----						
Transaction Type	Car/Jeep Count	Car/Jeep Amount (In.Rs.)	LCV Count	LCV Amount (In. Rs.)	Bus / Truck Count	Bus / Truck Amount (In.Rs.)	MAV (Multi Axle Vehicle)Count	MAV (Multi Axle Vehicle)Amount (In.Rs.)
1	2	3	4	5	6	7	8	9
Single Journey	0	0	605	36300	500	52500	474	59250
Discount Coupons Sales 50%	0	0	220	0	182	0	165	0
Political parties vehicles traffic count which is not paying toll though payable	0	0	174	0	155	0	154	0
(FCI Vechicle) Emergency services of government food distribution vehicles traffic count, vehicles are payable toll but not paying toll.	0	0	0	0	41	0	30	0
The number of vehicles that have discount coupons but whose money has been deducted through FASTag, the number of vehicles for which we have refunded the money.	0	0	0	0	0	0	0	0
Estimated traffic volume of local vehicles and Non-tollable vehicles and vehicles exempted by the government, excluding LMVs	0	0	185	0	158	0	164	0
<p align="center">Indeeya Infrastructure Private Limited</p>  <p align="center">Director</p>		Total Tollable Vechicle Count						2,146
		Total NONTollable Vechicle Count						1,061
		Total Vechicle Count						3,207
		Total Vechicle Amount						148,050
		Total Discount Sales						9,000
		Total Daily Collection						157,050
		Discount vehicles refund by cash toll amount						-
Net Total Daily Collection						157,050		


**Indeeya Infrastructure Pvt.Ltd Solapur IRDP Toll
Daily Tollable & NON Tollable Traffic Count And Revenue Entry Details**

Date		17/11/2025						
Section Name		Solapur IRDP						
Bank Name Where Cash Depositing		-----						
Bank Account Number		-----						
Collection Depositing Date		-----						
Transaction Type	Car/Jeep Count	Car/Jeep Amount (In.Rs.)	LCV Count	LCV Amount (In. Rs.)	Bus / Truck Count	Bus / Truck Amount (In.Rs.)	MAV (Multi Axle Vechicle)Count	MAV (Multi Axle Vechicle)Amount (In.Rs.)
1	2	3	4	5	6	7	8	9
Single Journey	0	0	614	36840	510	53550	501	62625
Discount Coupons Sales 50%	0	0	199	0	187	0	168	0
Political parties vehicles traffic count which is not paying toll though payable	0	0	201	0	198	0	174	0
(FCI Vechicle) Emergency services of government food distribution vehicles traffic count, vehicles are payable toll but not paying toll.	0	0	0	0	40	0	27	0
The number of vehicles that have discount coupons but whose money has been deducted through FASTag, the number of vehicles for which we have refunded the money.	0	0	0	0	0	0	0	0
Estimated traffic volume of local vehicles and Non-tollable vehicles and vehicles exempted by the government, excluding LMVs	0	0	194	0	189	0	178	0
Total Tollable Vechicle Count							2,179	
Total NONTollable Vechicle Count							1,201	
Total Vechicle Count							3,380	
Total Vechicle Amount							153,015	
Total Discount Sales							6,250	
Total Daily Collection							159,265	
Discount vehicles refund by cash toll amount							-	
Net Total Daily Collection							159,265	


Indeeya Infrastructure Private Limited

Director

**Indeeya Infrastructure Pvt.Ltd Solapur IRDP Toll
Daily Tollable & NON Tollable Traffic Count And Revenue Entry Details**

Date		18/11/2025						
Section Name		Solapur IRDP						
Bank Name Where Cash Depositing		-----						
Bank Account Number		-----						
Collection Depositing Date		-----						
Transaction Type	Car/Jeep Count	Car/Jeep Amount (In.Rs.)	LCV Count	LCV Amount (In. Rs.)	Bus / Truck Count	Bus / Truck Amount (In.Rs.)	MAV (Multi Axle Vehicle)Count	MAV (Multi Axle Vehicle)Amount (In.Rs.)
1	2	3	4	5	6	7	8	9
Single Journey	0	0	655	39300	560	58800	534	66750
Discount Coupons Sales 50%	0	0	205	0	210	0	184	0
Political parties vehicles traffic count which is not paying toll though payable	0	0	212	0	189	0	168	0
(FCI Vechicle) Emergency services of government food distribution vehicles traffic count, vehicles are payable toll but not paying toll.	0	0	0	0	48	0	62	0
The number of vehicles that have discount coupons but whose money has been deducted through FASTag, the number of vehicles for which we have refunded the money.	0	0	0	0	0	0	0	0
Estimated traffic volume of local vehicles and Non-tollable vehicles and vehicles exempted by the government, excluding LMVs	0	0	186	0	170	0	168	0
<p align="center">Indeeya Infrastructure Private Limited</p>  <p align="center">Director</p>		Total Tollable Vechicle Count						2,348
		Total NONTollable Vechicle Count						1,203
		Total Vechicle Count						3,551
		Total Vechicle Amount						164,850
		Total Discount Sales						8,250
		Total Daily Collection						173,100
		Discount vechicles refund by cash toll amount						-
Net Total Daily Collection						173,100		

**Indeeya Infrastructure Pvt.Ltd Solapur IRDP Toll
Daily Tollable & NON Tollable Traffic Count And Revenue Entry Details**

Date		19/11/2025						
Section Name		Solapur IRDP						
Bank Name Where Cash Depositing		-----						
Bank Account Number		-----						
Collection Depositing Date		-----						
Transaction Type	Car/Jeep Count	Car/Jeep Amount (In.Rs.)	LCV Count	LCV Amount (In. Rs.)	Bus / Truck Count	Bus / Truck Amount (In.Rs.)	MAV (Multi Axle Vehicle)Count	MAV (Multi Axle Vehicle)Amount (In.Rs.)
1	2	3	4	5	6	7	8	9
Single Journey	0	0	610	36600	503	52815	501	62625
Discount Coupons Sales 50%	0	0	225	0	198	0	158	0
Political parties vehicles traffic count which is not paying toll though payable	0	0	196	0	190	0	169	0
(FCI Vechicle) Emergency services of government food distribution vehicles traffic count, vehicles are payable toll but not paying toll.	0	0	0	0	50	0	48	0
The number of vehicles that have discount coupons but whose money has been deducted through FASTag, the number of vehicles for which we have refunded the money.	0	0	0	0	0	0	0	0
Estimated traffic volume of local vehicles and Non-tollable vehicles and vehicles exempted by the government, excluding LMVs	0	0	219	0	198	0	169	0
<p align="center">Indeeya Infrastructure Private Limited</p>  <p align="center">Director</p>		Total Tollable Vechicle Count						2,195
		Total NONTollable Vechicle Count						1,239
		Total Vechicle Count						3,434
		Total Vechicle Amount						152,040
		Total Discount Sales						10,500
		Total Daily Collection						162,540
		Discount vechicles refund by cash toll amount						-
Net Total Daily Collection						162,540		


**Indeeya Infrastructure Pvt.Ltd Solapur IRDP Toll
Daily Tollable & NON Tollable Traffic Count And Revenue Entry Details**

Date		20/11/2025						
Section Name		Solapur IRDP						
Bank Name Where Cash Depositing		-----						
Bank Account Number		-----						
Collection Depositing Date		-----						
Transaction Type	Car/Jeep Count	Car/Jeep Amount (In.Rs.)	LCV Count	LCV Amount (In. Rs.)	Bus / Truck Count	Bus / Truck Amount (In.Rs.)	MAV (Multi Axle Vechicle)Count	MAV (Multi Axle Vechicle)Amount (In.Rs.)
1	2	3	4	5	6	7	8	9
Single Journey	0	0	635	38100	529	55545	515	64375
Discount Coupons Sales 50%	0	0	190	0	178	0	165	0
Political parties vehicles traffic count which is not paying toll though payable	0	0	198	0	172	0	155	0
(FCI Vechicle) Emergency services of government food distribution vehicles traffic count, vehicles are payable toll but not paying toll.	0	0	0	0	48	0	42	0
The number of vehicles that have discount coupons but whose money has been deducted through FASTag, the number of vehicles for which we have refunded the money.	0	0	0	0	0	0	0	0
Estimated traffic volume of local vehicles and Non-tollable vehicles and vehicles exempted by the government, excluding LMVs	0	0	199	0	178	0	155	0
Total Tollable Vechicle Count							2,212	
Total NONTollable Vechicle Count							1,147	
Total Vechicle Count							3,359	
Total Vechicle Amount							158,020	
Total Discount Sales							6,250	
Total Daily Collection							164,270	
Discount vehicles refund by cash toll amount							-	
Net Total Daily Collection							164,270	

Indeeya Infrastructure Private Limited

Director

**Indeeya Infrastructure Pvt.Ltd Solapur IRDP Toll
Daily Tollable & NON Tollable Traffic Count And Revenue Entry Details**

Date			21/11/2025					
Section Name			Solapur IRDP					
Bank Name Where Cash Depositing			-----					
Bank Account Number			-----					
Collection Depositing Date			-----					
Transaction Type	Car/Jeep Count	Car/Jeep Amount (In.Rs.)	LCV Count	LCV Amount (In. Rs.)	Bus / Truck Count	Bus / Truck Amount (In.Rs.)	MAV (Multi Axle Vechicle)Co unt	MAV (Multi Axle Vechicle)A mount (In.Rs.)
1	2	3	4	5	6	7	8	9
Single Journey	0	0	609	36540	502	52710	494	61750
Discount Coupons Sales 50%	0	0	184	0	158	0	160	0
Political parties vehicles traffic count which is not paying toll though payable	0	0	201	0	145	0	120	0
(FCI Vechicle) Emergency services of government food distribution vehicles traffic count, vehicles are payable toll but not paying toll.	0	0	0	0	37	0	31	0
The number of vehicles that have discount coupons but whose money has been deducted through FASTag, the number of vehicles for which we have refunded the money.	0	0	0	0	0	0	0	0
Estimated traffic volume of local vehicles and Non-tollable vehicles and vehicles exempted by the government, excluding LMVs	0	0	201	0	198	0	174	0
<p align="center">Indeeya Infrastructure Private Limited</p>  <p align="center">Director</p>			Total Tollable Vechicle Count				2,107	
			Total NONTollable Vechicle Count				1,107	
			Total Vechicle Count				3,214	
			Total Vechicle Amount				151,000	
			Total Discount Sales				9,000	
			Total Daily Collection				160,000	
			Discount vechicles refund by cash toll amount				-	
Net Total Daily Collection				160,000				


**Indeeya Infrastructure Pvt.Ltd Solapur IRDP Toll
Daily Tollable & NON Tollable Traffic Count And Revenue Entry Details**

Date		22/11/2025						
Section Name		Solapur IRDP						
Bank Name Where Cash Depositing		-----						
Bank Account Number		-----						
Collection Depositing Date		-----						
Transaction Type	Car/Jeep Count	Car/Jeep Amount (In.Rs.)	LCV Count	LCV Amount (In. Rs.)	Bus / Truck Count	Bus / Truck Amount (In.Rs.)	MAV (Multi Axle Vechicle)Count	MAV (Multi Axle Vechicle)Amount (In.Rs.)
1	2	3	4	5	6	7	8	9
Single Journey	0	0	638	38280	520	54600	505	63125
Discount Coupons Sales 50%	0	0	206	0	189	0	209	0
Political parties vehicles traffic count which is not paying toll though payable	0	0	199	0	187	0	178	0
(FCI Vechicle) Emergency services of government food distribution vehicles traffic count, vehicles are payable toll but not paying toll.	0	0	0	0	38	0	33	0
The number of vehicles that have discount coupons but whose money has been deducted through FASTag, the number of vehicles for which we have refunded the money.	0	0	0	0	0	0	0	0
Estimated traffic volume of local vehicles and Non-tollable vehicles and vehicles exempted by the government, excluding LMVs	0	0	198	0	187	0	165	0
Total Tollable Vechicle Count							2,267	
Total NONTollable Vechicle Count							1,185	
Total Vechicle Count							3,452	
Total Vechicle Amount							156,005	
Total Discount Sales							3,000	
Total Daily Collection							159,005	
Discount vehicles refund by cash toll amount							-	
Net Total Daily Collection							159,005	


Indeeya Infrastructure Private Limited

Director

**Indeeya Infrastructure Pvt.Ltd Solapur IRDP Toll
Daily Tollable & NON Tollable Traffic Count And Revenue Entry Details**

Date			23/11/2025						
Section Name			Solapur IRDP						
Bank Name Where Cash Depositing			-----						
Bank Account Number			-----						
Collection Depositing Date			-----						
Transaction Type	Car/Jeep ep Count	Car/Jeep Amount (In.Rs.)	LCV Count	LCV Amount (In. Rs.)	Bus / Truck Count	Bus / Truck Amount (In.Rs.)	MAV (Multi Axle Vechicle)Co unt	MAV (Multi Axle Vechicle)A mount (In.Rs.)	
1	2	3	4	5	6	7	8	9	
Single Journey	0	0	609	36540	502	52710	494	61750	
Discount Coupons Sales 50%	0	0	175	0	150	0	124	0	
Political parties vehicles traffic count which is not paying toll though payable	0	0	165	0	125	0	154	0	
(FCI Vechicle) Emergency services of government food distribution vehicles traffic count, vehicles are payable toll but not paying toll.	0	0	0	0	30	0	22	0	
The number of vehicles that have discount coupons but whose money has been deducted through FASTag, the number of vehicles for which we have refunded the money.	0	0	0	0	0	0	0	0	
Estimated traffic volume of local vehicles and Non-tollable vehicles and vehicles exempted by the government, excluding LMVs	0	0	165	0	152	0	140	0	
 Indeeya Infrastructure Private Limited Director			Total Tollable Vechicle Count					2,054	
			Total NONTollable Vechicle Count					953	
			Total Vechicle Count					3,007	
			Total Vechicle Amount					151,000	
			Total Discount Sales					3,000	
			Total Daily Collection					154,000	
			Discount vehicles refund by cash toll amount					-	
Net Total Daily Collection					154,000				

**Indeeya Infrastructure Pvt.Ltd Solapur IRDP Toll
Daily Tollable & NON Tollable Traffic Count And Revenue Entry Details**

Date		24/11/2025						
Section Name		Solapur IRDP						
Bank Name Where Cash Depositing		-----						
Bank Account Number		-----						
Collection Depositing Date		-----						
Transaction Type	Car/Jeep Count	Car/Jeep Amount (In.Rs.)	LCV Count	LCV Amount (In. Rs.)	Bus / Truck Count	Bus / Truck Amount (In.Rs.)	MAV (Multi Axle Vehicle)Count	MAV (Multi Axle Vehicle)Amount (In.Rs.)
1	2	3	4	5	6	7	8	9
Single Journey	0	0	601	36060	495	51975	488	61000
Discount Coupons Sales 50%	0	0	182	0	164	0	129	0
Political parties vehicles traffic count which is not paying toll though payable	0	0	190	0	189	0	159	0
(FCI Vechicle) Emergency services of government food distribution vehicles traffic count, vehicles are payable toll but not paying toll.	0	0	0	0	41	0	29	0
The number of vehicles that have discount coupons but whose money has been deducted through FASTag, the number of vehicles for which we have refunded the money.	0	0	0	0	0	0	0	0
Estimated traffic volume of local vehicles and Non-tollable vehicles and vehicles exempted by the government, excluding LMVs	0	0	201	0	187	0	165	0
 Indeeya Infrastructure Private Limited Director		Total Tollable Vechicle Count						2,059
		Total NONTollable Vechicle Count						1,161
		Total Vechicle Count						3,220
		Total Vechicle Amount						149,035
		Total Discount Sales						10,500
		Total Daily Collection						159,535
		Discount vechicles refund by cash toll amount						-
Net Total Daily Collection						159,535		

**Indeeya Infrastructure Pvt.Ltd Solapur IRDP Toll
Daily Tollable & NON Tollable Traffic Count And Revenue Entry Details**

Date		25/11/2025						
Section Name		Solapur IRDP						
Bank Name Where Cash Depositing		-----						
Bank Account Number		-----						
Collection Depositing Date		-----						
Transaction Type	Car/Jeep Count	Car/Jeep Amount (In.Rs.)	LCV Count	LCV Amount (In. Rs.)	Bus / Truck Count	Bus / Truck Amount (In.Rs.)	MAV (Multi Axle Vechicle)Count	MAV (Multi Axle Vechicle)Amount (In.Rs.)
1	2	3	4	5	6	7	8	9
Single Journey	0	0	609	36540	505	53025	500	62500
Discount Coupons Sales 50%	0	0	201	0	195	0	174	0
Political parties vehicles traffic count which is not paying toll though payable	0	0	197	0	169	0	168	0
(FCI Vechicle) Emergency services of government food distribution vehicles traffic count, vehicles are payable toll but not paying toll.	0	0	0	0	48	0	40	0
The number of vehicles that have discount coupons but whose money has been deducted through FASTag, the number of vehicles for which we have refunded the money.	0	0	0	0	0	0	0	0
Estimated traffic volume of local vehicles and Non-tollable vehicles and vehicles exempted by the government, excluding LMVs	0	0	201	0	194	0	158	0
Total Tollable Vechicle Count							2,184	
Total NONTollable Vechicle Count							1,175	
Total Vechicle Count							3,359	
Total Vechicle Amount							152,065	
Total Discount Sales							5,250	
Total Daily Collection							157,315	
Discount vehicles refund by cash toll amount							-	
Net Total Daily Collection							157,315	

Indeeya Infrastructure Private Limited

Director

**Indeeya Infrastructure Pvt.Ltd Solapur IRDP Toll
Daily Tollable & NON Tollable Traffic Count And Revenue Entry Details**

Date			26/11/2025					
Section Name			Solapur IRDP					
Bank Name Where Cash Depositing			-----					
Bank Account Number			-----					
Collection Depositing Date			-----					
Transaction Type	Car/Jeep Count	Car/Jeep Amount (In.Rs.)	LCV Count	LCV Amount (In. Rs.)	Bus / Truck Count	Bus / Truck Amount (In.Rs.)	MAV (Multi Axle Vechicle)Count	MAV (Multi Axle Vechicle)Amount (In.Rs.)
1	2	3	4	5	6	7	8	9
Single Journey	0	0	627	37620	511	53655	510	63750
Discount Coupons Sales 50%	0	0	174	0	155	0	135	0
Political parties vehicles traffic count which is not paying toll though payable	0	0	185	0	174	0	156	0
(FCI Vechicle) Emergency services of government food distribution vehicles traffic count, vehicles are payable toll but not paying toll.	0	0	0	0	51	0	45	0
The number of vehicles that have discount coupons but whose money has been deducted through FASTag, the number of vehicles for which we have refunded the money.	0	0	0	0	0	0	0	0
Estimated traffic volume of local vehicles and Non-tollable vehicles and vehicles exempted by the government, excluding LMVs	0	0	218	0	178	0	180	0
Total Tollable Vechicle Count							2,112	
Total NONTollable Vechicle Count							1,187	
Total Vechicle Count							3,299	
Total Vechicle Amount							155,025	
Total Discount Sales							6,250	
Total Daily Collection							161,275	
Discount vehicles refund by cash toll amount							-	
Net Total Daily Collection							161,275	

Indeeya Infrastructure Private Limited

Director


**Indeeya Infrastructure Pvt.Ltd Solapur IRDP Toll
Daily Tollable & NON Tollable Traffic Count And Revenue Entry Details**

Date		27/11/2025						
Section Name		Solapur IRDP						
Bank Name Where Cash Depositing		-----						
Bank Account Number		-----						
Collection Depositing Date		-----						
Transaction Type	Car/Jeep Count	Car/Jeep Amount (In.Rs.)	LCV Count	LCV Amount (In. Rs.)	Bus / Truck Count	Bus / Truck Amount (In.Rs.)	MAV (Multi Axle Vechicle)Count	MAV (Multi Axle Vechicle)Amount (In.Rs.)
1	2	3	4	5	6	7	8	9
Single Journey	0	0	627	37620	511	53655	502	62750
Discount Coupons Sales 50%	0	0	215	0	201	0	192	0
Political parties vehicles traffic count which is not paying toll though payable	0	0	220	0	190	0	173	0
(FCI Vechicle) Emergency services of government food distribution vehicles traffic count, vehicles are payable toll but not paying toll.	0	0	0	0	49	0	38	0
The number of vehicles that have discount coupons but whose money has been deducted through FASTag, the number of vehicles for which we have refunded the money.	0	0	0	0	0	0	0	0
Estimated traffic volume of local vehicles and Non-tollable vehicles and vehicles exempted by the government, excluding LMVs	0	0	203	0	189	0	151	0
Total Tollable Vechicle Count							2,248	
Total NONTollable Vechicle Count							1,213	
Total Vechicle Count							3,461	
Total Vechicle Amount							154,025	
Total Discount Sales							10,500	
Total Daily Collection							164,525	
Discount vehicles refund by cash toll amount							-	
Net Total Daily Collection							164,525	

Indeeya Infrastructure Private Limited

Director

**Indeeya Infrastructure Pvt.Ltd Solapur IRDP Toll
Daily Tollable & NON Tollable Traffic Count And Revenue Entry Details**

Date		28/11/2025						
Section Name		Solapur IRDP						
Bank Name Where Cash Depositing		-----						
Bank Account Number		-----						
Collection Depositing Date		-----						
Transaction Type	Car/Jeep Count	Car/Jeep Amount (In.Rs.)	LCV Count	LCV Amount (In. Rs.)	Bus / Truck Count	Bus / Truck Amount (In.Rs.)	MAV (Multi Axle Vehicle)Count	MAV (Multi Axle Vehicle)Amount (In.Rs.)
1	2	3	4	5	6	7	8	9
Single Journey	0	0	629	37740	519	54495	511	63875
Discount Coupons Sales 50%	0	0	165	0	134	0	120	0
Political parties vehicles traffic count which is not paying toll though payable	0	0	184	0	147	0	152	0
(FCI Vechicle) Emergency services of government food distribution vehicles traffic count, vehicles are payable toll but not paying toll.	0	0	0	0	42	0	35	0
The number of vehicles that have discount coupons but whose money has been deducted through FASTag, the number of vehicles for which we have refunded the money.	0	0	0	0	0	0	0	0
Estimated traffic volume of local vehicles and Non-tollable vehicles and vehicles exempted by the government, excluding LMVs	0	0	192	0	169	0	157	0
<p align="center">Indeeya Infrastructure Private Limited</p>  <p align="center">Director</p>		Total Tollable Vechicle Count						2,078
		Total NONTollable Vechicle Count						1,078
		Total Vechicle Count						3,156
		Total Vechicle Amount						156,110
		Total Discount Sales						3,000
		Total Daily Collection						159,110
		Discount vechicles refund by cash toll amount						-
Net Total Daily Collection						159,110		


**Indeeya Infrastructure Pvt.Ltd Solapur IRDP Toll
Daily Tollable & NON Tollable Traffic Count And Revenue Entry Details**

Date			29/11/2025					
Section Name			Solapur IRDP					
Bank Name Where Cash Depositing			-----					
Bank Account Number			-----					
Collection Depositing Date			-----					
Transaction Type	Car/Jeep Count	Car/Jeep Amount (In.Rs.)	LCV Count	LCV Amount (In. Rs.)	Bus / Truck Count	Bus / Truck Amount (In.Rs.)	MAV (Multi Axle Vechicle)Count	MAV (Multi Axle Vechicle)Amount (In.Rs.)
1	2	3	4	5	6	7	8	9
Single Journey	0	0	605	36300	498	52290	492	61500
Discount Coupons Sales 50%	0	0	174	0	165	0	138	0
Political parties vehicles traffic count which is not paying toll though payable	0	0	195	0	178	0	165	0
(FCI Vechicle) Emergency services of government food distribution vehicles traffic count, vehicles are payable toll but not paying toll.	0	0	0	0	41	0	34	0
The number of vehicles that have discount coupons but whose money has been deducted through FASTag, the number of vehicles for which we have refunded the money.	0	0	0	0	0	0	0	0
Estimated traffic volume of local vehicles and Non-tollable vehicles and vehicles exempted by the government, excluding LMVs	0	0	201	0	198	0	178	0
Total Tollable Vechicle Count							2,072	
Total NONTollable Vechicle Count							1,190	
Total Vechicle Count							3,262	
Total Vechicle Amount							150,090	
Total Discount Sales							9,000	
Total Daily Collection							159,090	
Discount vehicles refund by cash toll amount							-	
Net Total Daily Collection							159,090	

Indeeya Infrastructure Private Limited

Director

**Indeeya Infrastructure Pvt.Ltd Solapur IRDP Toll
Daily Tollable & NON Tollable Traffic Count And Revenue Entry Details**

Date			30/11/2025					
Section Name			Solapur IRDP					
Bank Name Where Cash Depositing			-----					
Bank Account Number			-----					
Collection Depositing Date			-----					
Transaction Type	Car/Jeep Count	Car/Jeep Amount (In.Rs.)	LCV Count	LCV Amount (In. Rs.)	Bus / Truck Count	Bus / Truck Amount (In.Rs.)	MAV (Multi Axle Vechicle)Co unt	MAV (Multi Axle Vechicle)A mount (In.Rs.)
1	2	3	4	5	6	7	8	9
Single Journey	0	0	609	36540	511	53655	503	62875
Discount Coupons Sales 50%	0	0	187	0	154	0	120	0
Political parties vehicles traffic count which is not paying toll though payable	0	0	199	0	170	0	162	0
(FCI Vechicle) Emergency services of government food distribution vehicles traffic count, vehicles are payable toll but not paying toll.	0	0	0	0	41	0	32	0
The number of vehicles that have discount coupons but whose money has been deducted through FASTag, the number of vehicles for which we have refunded the money.	0	0	0	0	0	0	0	0
Estimated traffic volume of local vehicles and Non-tollable vehicles and vehicles exempted by the government, excluding LMVs	0	0	185	0	172	0	147	0
 Indeeya Infrastructure Private Limited Director			Total Tollable Vechicle Count					2,084
			Total NONTollable Vechicle Count					1,108
			Total Vechicle Count					3,192
			Total Vechicle Amount					153,070
			Total Discount Sales					3,000
			Total Daily Collection					156,070
			Discount vehicles refund by cash toll amount					-
Net Total Daily Collection					156,070			