

**Indeeya Infrastructure Pvt.Ltd Solapur IRDP Toll  
Daily Tollable & NON Tollable Traffic Count And Revenue Entry Details**

<b>Date</b>			<b>01-02-2026</b>					
<b>Section Name</b>			<b>Solapur IRDP</b>					
<b>Bank Name Where Cash Depositing</b>			-----					
<b>Bank Account Number</b>			-----					
<b>Collection Depositing Date</b>			-----					
<b>Transaction Type</b>	<b>Car/Jeep Count</b>	<b>Car/Jeep Amount (In.Rs.)</b>	<b>LCV Count</b>	<b>LCV Amount (In. Rs.)</b>	<b>Bus / Truck Count</b>	<b>Bus / Truck Amount (In.Rs.)</b>	<b>MAV (Multi Axle Vehicle)Count</b>	<b>MAV (Multi Axle Vehicle)Amount (In.Rs.)</b>
<b>1</b>	<b>2</b>	<b>3</b>	<b>4</b>	<b>5</b>	<b>6</b>	<b>7</b>	<b>8</b>	<b>9</b>
Single Journey	0	0	654	39240	511	53655	505	63125
Discount Coupons Sales 50%	0	0	158	0	134	0	120	0
Political parties vehicles traffic count which is not paying toll though payable	0	0	180	0	160	0	140	0
( FCI Vehicle) Emergency services of government food distribution vehicles traffic count, vehicles are payable toll but not paying toll.	0	0	0	0	22	0	20	0
The number of vehicles that have discount coupons but whose money has been deducted through FASTag, the number of vehicles for which we have refunded the money.	0	0	0	0	0	0	0	0
Estimated traffic volume of local vehicles and Non-tollable vehicles and vehicles exempted by the government, excluding LMVs	0	0	198	0	154	0	115	0
<b>Total Tollable Vehicle Count</b>							<b>2,082</b>	
<b>Total NONTollable Vehicle Count</b>							<b>989</b>	
<b>Total Vehicle Count</b>							<b>3,071</b>	
<b>Total Vehicle Amount</b>							<b>1,56,020</b>	
<b>Total Discount Sales</b>							<b>6,000</b>	
<b>Total Daily Collection</b>							<b>1,62,020</b>	
<b>Discount vehicles refund by cash toll amount</b>							<b>-</b>	
<b>Net Total Daily Collection</b>							<b>1,62,020</b>	



**Indeeya Infrastructure Pvt.Ltd Solapur IRDP Toll  
Daily Tollable & NON Tollable Traffic Count And Revenue Entry Details**

<b>Date</b>			<b>02-02-2026</b>					
<b>Section Name</b>			<b>Solapur IRDP</b>					
<b>Bank Name Where Cash Depositing</b>			-----					
<b>Bank Account Number</b>			-----					
<b>Collection Depositing Date</b>			-----					
<b>Transaction Type</b>	<b>Car/Jep Count</b>	<b>Car/Jee p Amount (In.Rs.)</b>	<b>LCV Count</b>	<b>LCV Amount (In. Rs.)</b>	<b>Bus / Truck Count</b>	<b>Bus / Truck Amount (In.Rs.)</b>	<b>MAV (Multi Axle Vechicle)Co unt</b>	<b>MAV (Multi Axle Vechicle)A mount (In.Rs.)</b>
<b>1</b>	<b>2</b>	<b>3</b>	<b>4</b>	<b>5</b>	<b>6</b>	<b>7</b>	<b>8</b>	<b>9</b>
Single Journey	0	0	670	40200	515	54075	510	63750
Discount Coupons Sales 50%	0	0	154	0	124	0	108	0
Political parties vehicles traffic count which is not paying toll though payable	0	0	201	0	145	0	120	0
( FCI Vechicle) Emergency services of government food distribution vehicles traffic count, vehicles are payable toll but not paying toll.	0	0	0	0	37	0	31	0
The number of vehicles that have discount coupons but whose money has been deducted through FASTag, the number of vehicles for which we have refunded the money.	0	0	0	0	0	0	0	0
Estimated traffic volume of local vehicles and Non-tollable vehicles and vehicles exempted by the government, excluding LMVs	0	0	201	0	198	0	174	0
<b>Total Tollable Vechicle Count</b>							<b>2,081</b>	
<b>Total NONTollable Vehicle Count</b>							<b>1,107</b>	
<b>Total Vehicle Count</b>							<b>3,188</b>	
<b>Total Vehicle Amount</b>							<b>1,58,025</b>	
<b>Total Discount Sales</b>							<b>3,000</b>	
<b>Total Daily Collection</b>							<b>1,61,025</b>	
<b>Discount vehicles refund by cash toll amount</b>							<b>-</b>	
<b>Net Total Daily Collection</b>							<b>1,61,025</b>	



**Indeeya Infrastructure Pvt.Ltd Solapur IRDP Toll  
Daily Tollable & NON Tollable Traffic Count And Revenue Entry Details**

<b>Date</b>			<b>03-02-2026</b>					
<b>Section Name</b>			<b>Solapur IRDP</b>					
<b>Bank Name Where Cash Depositing</b>			-----					
<b>Bank Account Number</b>			-----					
<b>Collection Depositing Date</b>			-----					
<b>Transaction Type</b>	<b>Car/Jeep Count</b>	<b>Car/Jee p Amount (In.Rs.)</b>	<b>LCV Count</b>	<b>LCV Amount (In. Rs.)</b>	<b>Bus / Truck Count</b>	<b>Bus / Truck Amount (In.Rs.)</b>	<b>MAV (Multi Axle Vechicle)Co unt</b>	<b>MAV (Multi Axle Vechicle)A mount (In.Rs.)</b>
<b>1</b>	<b>2</b>	<b>3</b>	<b>4</b>	<b>5</b>	<b>6</b>	<b>7</b>	<b>8</b>	<b>9</b>
Single Journey	0	0	612	36720	479	50295	472	59000
Discount Coupons Sales 50%	0	0	185	0	155	0	130	0
Political parties vehicles traffic count which is not paying toll though payable	0	0	165	0	122	0	142	0
( FCI Vechicle) Emergency services of government food distribution vehicles traffic count, vehicles are payable toll but not paying toll.	0	0	0	0	31	0	12	0
The number of vehicles that have discount coupons but whose money has been deducted through FASTag, the number of vehicles for which we have refunded the money.	0	0	0	0	0	0	0	0
Estimated traffic volume of local vehicles and Non-tollable vehicles and vehicles exempted by the government, excluding LMVs	0	0	162	0	151	0	123	0
<b>Total Tollable Vechicle Count</b>							<b>2,033</b>	
<b>Total NONTollable Vehicle Count</b>							<b>908</b>	
<b>Total Vehicle Count</b>							<b>2,941</b>	
<b>Total Vehicle Amount</b>							<b>1,46,015</b>	
<b>Total Discount Sales</b>							<b>18,750</b>	
<b>Total Daily Collection</b>							<b>1,64,765</b>	
<b>Discount vehicles refund by cash toll amount</b>							<b>-</b>	
<b>Net Total Daily Collection</b>							<b>1,64,765</b>	




**Indeeya Infrastructure Pvt.Ltd Solapur IRDP Toll  
Daily Tollable & NON Tollable Traffic Count And Revenue Entry Details**


<b>Date</b>		<b>04-02-2026</b>						
<b>Section Name</b>		<b>Solapur IRDP</b>						
<b>Bank Name Where Cash Depositing</b>		-----						
<b>Bank Account Number</b>		-----						
<b>Collection Depositing Date</b>		-----						
Transaction Type	Car/Jeep Count	Car/Jee p Amount (In.Rs.)	LCV Count	LCV Amount (In. Rs.)	Bus / Truck Count	Bus / Truck Amount (In.Rs.)	MAV (Multi Axle Vechicle)Co unt	MAV (Multi Axle Vechicle)A mount (In.Rs.)
<b>1</b>	<b>2</b>	<b>3</b>	<b>4</b>	<b>5</b>	<b>6</b>	<b>7</b>	<b>8</b>	<b>9</b>
Single Journey	0	0	654	39240	505	53025	502	62750
Discount Coupons Sales 50%	0	0	171	0	150	0	124	0
Political parties vehicles traffic count which is not paying toll though payable	0	0	165	0	125	0	154	0
( FCI Vechicle) Emergency services of government food distribution vehicles traffic count, vehicles are payable toll but not paying toll.	0	0	0	0	30	0	22	0
The number of vehicles that have discount coupons but whose money has been deducted through FASTag, the number of vehicles for which we have refunded the money.	0	0	0	0	0	0	0	0
Estimated traffic volume of local vehicles and Non-tollable vehicles and vehicles exempted by the government, excluding LMVs	0	0	165	0	152	0	140	0
<b>Total Tollable Vechicle Count</b>							<b>2,106</b>	
<b>Total NONTollable Vehicle Count</b>							<b>953</b>	
<b>Total Vehicle Count</b>							<b>3,059</b>	
<b>Total Vehicle Amount</b>							<b>1,55,015</b>	
<b>Total Discount Sales</b>							<b>6,000</b>	
<b>Total Daily Collection</b>							<b>1,61,015</b>	
<b>Discount vehicles refund by cash toll amount</b>							<b>-</b>	
<b>Net Total Daily Collection</b>							<b>1,61,015</b>	




**Indeeya Infrastructure Pvt.Ltd Solapur IRDP Toll  
Daily Tollable & NON Tollable Traffic Count And Revenue Entry Details**

<b>Date</b>			<b>05-02-2026</b>						
<b>Section Name</b>			<b>Solapur IRDP</b>						
<b>Bank Name Where Cash Depositing</b>			-----						
<b>Bank Account Number</b>			-----						
<b>Collection Depositing Date</b>			-----						
<b>Transaction Type</b>	<b>Car/Jeep Count</b>	<b>Car/Jeep Amount (In.Rs.)</b>	<b>LCV Count</b>	<b>LCV Amount (In. Rs.)</b>	<b>Bus / Truck Count</b>	<b>Bus / Truck Amount (In.Rs.)</b>	<b>MAV (Multi Axle Vehicle)Count</b>	<b>MAV (Multi Axle Vehicle)Amount (In.Rs.)</b>	
<b>1</b>	<b>2</b>	<b>3</b>	<b>4</b>	<b>5</b>	<b>6</b>	<b>7</b>	<b>8</b>	<b>9</b>	
Single Journey	0	0	621	37260	500	52500	490	61250	
Discount Coupons Sales 50%	0	0	155	0	149	0	128	0	
Political parties vehicles traffic count which is not paying toll though payable	0	0	117	0	148	0	105	0	
( FCI Vehicle) Emergency services of government food distribution vehicles traffic count, vehicles are payable toll but not paying toll.	0	0	0	0	45	0	42	0	
The number of vehicles that have discount coupons but whose money has been deducted through FASTag, the number of vehicles for which we have refunded the money.	0	0	0	0	0	0	0	0	
Estimated traffic volume of local vehicles and Non-tollable vehicles and vehicles exempted by the government, excluding LMVs	0	0	201	0	158	0	157	0	
							<b>Total Tollable Vehicle Count</b>		<b>2,043</b>
							<b>Total NONTollable Vehicle Count</b>		<b>973</b>
							<b>Total Vehicle Count</b>		<b>3,016</b>
							<b>Total Vehicle Amount</b>		<b>1,51,010</b>
							<b>Total Discount Sales</b>		<b>9,000</b>
							<b>Total Daily Collection</b>		<b>1,60,010</b>
							<b>Discount vehicles refund by cash toll amount</b>		<b>-</b>
<b>Net Total Daily Collection</b>		<b>1,60,010</b>							

**Indeeya Infrastructure Pvt.Ltd Solapur IRDP Toll  
Daily Tollable & NON Tollable Traffic Count And Revenue Entry Details**

<b>Date</b>			<b>06-02-2026</b>						
<b>Section Name</b>			<b>Solapur IRDP</b>						
<b>Bank Name Where Cash Depositing</b>			-----						
<b>Bank Account Number</b>			-----						
<b>Collection Depositing Date</b>			-----						
<b>Transaction Type</b>	<b>Car/Jeep Count</b>	<b>Car/Jee p Amount (In.Rs.)</b>	<b>LCV Count</b>	<b>LCV Amount (In. Rs.)</b>	<b>Bus / Truck Count</b>	<b>Bus / Truck Amount (In.Rs.)</b>	<b>MAV (Multi Axle Vechicle)Co unt</b>	<b>MAV (Multi Axle Vechicle)A mount (In.Rs.)</b>	
<b>1</b>	<b>2</b>	<b>3</b>	<b>4</b>	<b>5</b>	<b>6</b>	<b>7</b>	<b>8</b>	<b>9</b>	
Single Journey	0	0	630	37800	502	52710	500	62500	
Discount Coupons Sales 50%	0	0	182	0	180	0	174	0	
Political parties vehicles traffic count which is not paying toll though payable	0	0	198	0	165	0	157	0	
( FCI Vechicle) Emergency services of government food distribution vehicles traffic count, vehicles are payable toll but not paying toll.	0	0	0	0	35	0	31	0	
The number of vehicles that have discount coupons but whose money has been deducted through FASTag, the number of vehicles for which we have refunded the money.	0	0	0	0	0	0	0	0	
Estimated traffic volume of local vehicles and Non-tollable vehicles and vehicles exempted by the government, excluding LMVs	0	0	190	0	175	0	162	0	
							<b>Total Tollable Vechicle Count</b>		<b>2,168</b>
							<b>Total NONTollable Vehicle Count</b>		<b>1,113</b>
							<b>Total Vehicle Count</b>		<b>3,281</b>
							<b>Total Vehicle Amount</b>		<b>1,53,010</b>
							<b>Total Discount Sales</b>		<b>6,250</b>
							<b>Total Daily Collection</b>		<b>1,59,260</b>
							<b>Discount vehicles refund by cash toll amount</b>		<b>-</b>
							<b>Net Total Daily Collection</b>		<b>1,59,260</b>

**Indeeya Infrastructure Pvt.Ltd Solapur IRDP Toll  
Daily Tollable & NON Tollable Traffic Count And Revenue Entry Details**

<b>Date</b>			<b>07-02-2026</b>						
<b>Section Name</b>			<b>Solapur IRDP</b>						
<b>Bank Name Where Cash Depositing</b>			-----						
<b>Bank Account Number</b>			-----						
<b>Collection Depositing Date</b>			-----						
<b>Transaction Type</b>	<b>Car/Jeep Count</b>	<b>Car/Jeep Amount (In.Rs.)</b>	<b>LCV Count</b>	<b>LCV Amount (In. Rs.)</b>	<b>Bus / Truck Count</b>	<b>Bus / Truck Amount (In.Rs.)</b>	<b>MAV (Multi Axle Vehicle)Count</b>	<b>MAV (Multi Axle Vehicle)Amount (In.Rs.)</b>	
<b>1</b>	<b>2</b>	<b>3</b>	<b>4</b>	<b>5</b>	<b>6</b>	<b>7</b>	<b>8</b>	<b>9</b>	
Single Journey	0	0	607	36420	482	50610	480	60000	
Discount Coupons Sales 50%	0	0	165	0	140	0	120	0	
Political parties vehicles traffic count which is not paying toll though payable	0	0	142	0	122	0	100	0	
( FCI Vehicle) Emergency services of government food distribution vehicles traffic count, vehicles are payable toll but not paying toll.	0	0	0	0	45	0	30	0	
The number of vehicles that have discount coupons but whose money has been deducted through FASTag, the number of vehicles for which we have refunded the money.	0	0	0	0	0	0	0	0	
Estimated traffic volume of local vehicles and Non-tollable vehicles and vehicles exempted by the government, excluding LMVs	0	0	200	0	165	0	137	0	
							<b>Total Tollable Vehicle Count</b>		<b>1,994</b>
							<b>Total NONTollable Vehicle Count</b>		<b>941</b>
							<b>Total Vehicle Count</b>		<b>2,935</b>
							<b>Total Vehicle Amount</b>		<b>1,47,030</b>
							<b>Total Discount Sales</b>		<b>10,500</b>
							<b>Total Daily Collection</b>		<b>1,57,530</b>
							<b>Discount vehicles refund by cash toll amount</b>		<b>-</b>
<b>Net Total Daily Collection</b>		<b>1,57,530</b>							

**Indeeya Infrastructure Pvt.Ltd Solapur IRDP Toll  
Daily Tollable & NON Tollable Traffic Count And Revenue Entry Details**

<b>Date</b>			<b>08-02-2026</b>					
<b>Section Name</b>			<b>Solapur IRDP</b>					
<b>Bank Name Where Cash Depositing</b>			-----					
<b>Bank Account Number</b>			-----					
<b>Collection Depositing Date</b>			-----					
<b>Transaction Type</b>	<b>Car/Jeep Count</b>	<b>Car/Jee p Amount (In.Rs.)</b>	<b>LCV Count</b>	<b>LCV Amount (In. Rs.)</b>	<b>Bus / Truck Count</b>	<b>Bus / Truck Amount (In.Rs.)</b>	<b>MAV (Multi Axle Vechicle)Co unt</b>	<b>MAV (Multi Axle Vechicle)A mount (In.Rs.)</b>
<b>1</b>	<b>2</b>	<b>3</b>	<b>4</b>	<b>5</b>	<b>6</b>	<b>7</b>	<b>8</b>	<b>9</b>
Single Journey	0	0	633	37980	503	52815	490	61250
Discount Coupons Sales 50%	0	0	210	0	190	0	171	0
Political parties vehicles traffic count which is not paying toll though payable	0	0	201	0	198	0	182	0
( FCI Vechicle) Emergency services of government food distribution vehicles traffic count, vehicles are payable toll but not paying toll.	0	0	0	0	55	0	20	0
The number of vehicles that have discount coupons but whose money has been deducted through FASTag, the number of vehicles for which we have refunded the money.	0	0	0	0	0	0	0	0
Estimated traffic volume of local vehicles and Non-tollable vehicles and vehicles exempted by the government, excluding LMVs	0	0	194	0	189	0	178	0
<b>Total Tollable Vechicle Count</b>							<b>2,197</b>	
<b>Total NONTollable Vehicle Count</b>							<b>1,217</b>	
<b>Total Vehicle Count</b>							<b>3,414</b>	
<b>Total Vehicle Amount</b>							<b>1,52,045</b>	
<b>Total Discount Sales</b>							<b>3,000</b>	
<b>Total Daily Collection</b>							<b>1,55,045</b>	
<b>Discount vehicles refund by cash toll amount</b>							<b>-</b>	
<b>Net Total Daily Collection</b>							<b>1,55,045</b>	



**Indeeya Infrastructure Pvt.Ltd Solapur IRDP Toll  
Daily Tollable & NON Tollable Traffic Count And Revenue Entry Details**

<b>Date</b>		<b>09-02-2026</b>						
<b>Section Name</b>		<b>Solapur IRDP</b>						
<b>Bank Name Where Cash Depositing</b>		-----						
<b>Bank Account Number</b>		-----						
<b>Collection Depositing Date</b>		-----						
<b>Transaction Type</b>	<b>Car/Je ep Count</b>	<b>Car/Jee p Amount (In.Rs.)</b>	<b>LCV Count</b>	<b>LCV Amount (In. Rs.)</b>	<b>Bus / Truck Count</b>	<b>Bus / Truck Amount (In.Rs.)</b>	<b>MAV (Multi Axle Vechicle)Co unt</b>	<b>MAV (Multi Axle Vechicle)A mount (In.Rs.)</b>
<b>1</b>	<b>2</b>	<b>3</b>	<b>4</b>	<b>5</b>	<b>6</b>	<b>7</b>	<b>8</b>	<b>9</b>
Single Journey	0	0	614	36840	498	52290	487	60875
Discount Coupons Sales 50%	0	0	201	0	189	0	169	0
Political parties vehicles traffic count which is not paying toll though payable	0	0	189	0	166	0	154	0
( FCI Vechicle) Emergency services of government food distribution vehicles traffic count, vehicles are payable toll but not paying toll.	0	0	0	0	55	0	48	0
The number of vehicles that have discount coupons but whose money has been deducted through FASTag, the number of vehicles for which we have refunded the money.	0	0	0	0	0	0	0	0
Estimated traffic volume of local vehicles and Non-tollable vehicles and vehicles exempted by the government, excluding LMVs	0	0	217	0	168	0	160	0
<b>Total Tollable Vechicle Count</b>							<b>2,158</b>	
<b>Total NONTollable Vehicle Count</b>							<b>1,157</b>	
<b>Total Vehicle Count</b>							<b>3,315</b>	
<b>Total Vehicle Amount</b>							<b>1,50,005</b>	
<b>Total Discount Sales</b>							<b>5,250</b>	
<b>Total Daily Collection</b>							<b>1,55,255</b>	
<b>Discount vehicles refund by cash toll amount</b>							<b>-</b>	
<b>Net Total Daily Collection</b>							<b>1,55,255</b>	



**Indeeya Infrastructure Pvt.Ltd Solapur IRDP Toll  
Daily Tollable & NON Tollable Traffic Count And Revenue Entry Details**

<b>Date</b>		<b>10-02-2026</b>						
<b>Section Name</b>		<b>Solapur IRDP</b>						
<b>Bank Name Where Cash Depositing</b>		-----						
<b>Bank Account Number</b>		-----						
<b>Collection Depositing Date</b>		-----						
<b>Transaction Type</b>	<b>Car/Jeep Count</b>	<b>Car/Jeep Amount (In.Rs.)</b>	<b>LCV Count</b>	<b>LCV Amount (In. Rs.)</b>	<b>Bus / Truck Count</b>	<b>Bus / Truck Amount (In.Rs.)</b>	<b>MAV (Multi Axle Vehicle)Count</b>	<b>MAV (Multi Axle Vehicle)Amount (In.Rs.)</b>
<b>1</b>	<b>2</b>	<b>3</b>	<b>4</b>	<b>5</b>	<b>6</b>	<b>7</b>	<b>8</b>	<b>9</b>
Single Journey	0	0	642	38520	513	53865	501	62625
Discount Coupons Sales 50%	0	0	170	0	145	0	110	0
Political parties vehicles traffic count which is not paying toll though payable	0	0	129	0	124	0	105	0
( FCI Vehicle) Emergency services of government food distribution vehicles traffic count, vehicles are payable toll but not paying toll.	0	0	0	0	25	0	18	0
The number of vehicles that have discount coupons but whose money has been deducted through FASTag, the number of vehicles for which we have refunded the money.	0	0	0	0	0	0	0	0
Estimated traffic volume of local vehicles and Non-tollable vehicles and vehicles exempted by the government, excluding LMVs	0	0	154	0	121	0	102	0
<b>Total Tollable Vehicle Count</b>							<b>2,081</b>	
<b>Total NONTollable Vehicle Count</b>							<b>778</b>	
<b>Total Vehicle Count</b>							<b>2,859</b>	
<b>Total Vehicle Amount</b>							<b>1,55,010</b>	
<b>Total Discount Sales</b>							<b>6,000</b>	
<b>Total Daily Collection</b>							<b>1,61,010</b>	
<b>Discount vehicles refund by cash toll amount</b>							<b>-</b>	
<b>Net Total Daily Collection</b>							<b>1,61,010</b>	




**Indeeya Infrastructure Pvt.Ltd Solapur IRDP Toll  
Daily Tollable & NON Tollable Traffic Count And Revenue Entry Details**


<b>Date</b>			<b>11-02-2026</b>					
<b>Section Name</b>			<b>Solapur IRDP</b>					
<b>Bank Name Where Cash Depositing</b>			-----					
<b>Bank Account Number</b>			-----					
<b>Collection Depositing Date</b>			-----					
<b>Transaction Type</b>	<b>Car/Jep Count</b>	<b>Car/Jee p Amount (In.Rs.)</b>	<b>LCV Count</b>	<b>LCV Amount (In. Rs.)</b>	<b>Bus / Truck Count</b>	<b>Bus / Truck Amount (In.Rs.)</b>	<b>MAV (Multi Axle Vechicle)Co unt</b>	<b>MAV (Multi Axle Vechicle)A mount (In.Rs.)</b>
<b>1</b>	<b>2</b>	<b>3</b>	<b>4</b>	<b>5</b>	<b>6</b>	<b>7</b>	<b>8</b>	<b>9</b>
Single Journey	0	0	617	37020	481	50505	468	58500
Discount Coupons Sales 50%	0	0	187	0	154	0	120	0
Political parties vehicles traffic count which is not paying toll though payable	0	0	199	0	170	0	162	0
( FCI Vechicle) Emergency services of government food distribution vehicles traffic count, vehicles are payable toll but not paying toll.	0	0	0	0	41	0	32	0
The number of vehicles that have discount coupons but whose money has been deducted through FASTag, the number of vehicles for which we have refunded the money.	0	0	0	0	0	0	0	0
Estimated traffic volume of local vehicles and Non-tollable vehicles and vehicles exempted by the government, excluding LMVs	0	0	185	0	172	0	147	0
<b>Total Tollable Vechicle Count</b>							<b>2,027</b>	
<b>Total NONTollable Vehicle Count</b>							<b>1,108</b>	
<b>Total Vehicle Count</b>							<b>3,135</b>	
<b>Total Vehicle Amount</b>							<b>1,46,025</b>	
<b>Total Discount Sales</b>							<b>10,500</b>	
<b>Total Daily Collection</b>							<b>1,56,525</b>	
<b>Discount vehicles refund by cash toll amount</b>							<b>-</b>	
<b>Net Total Daily Collection</b>							<b>1,56,525</b>	




**Indeeya Infrastructure Pvt.Ltd Solapur IRDP Toll  
Daily Tollable & NON Tollable Traffic Count And Revenue Entry Details**

<b>Date</b>			<b>12-02-2026</b>						
<b>Section Name</b>			<b>Solapur IRDP</b>						
<b>Bank Name Where Cash Depositing</b>			-----						
<b>Bank Account Number</b>			-----						
<b>Collection Depositing Date</b>			-----						
<b>Transaction Type</b>	<b>Car/Jeep Count</b>	<b>Car/Jee p Amount (In.Rs.)</b>	<b>LCV Count</b>	<b>LCV Amount (In. Rs.)</b>	<b>Bus / Truck Count</b>	<b>Bus / Truck Amount (In.Rs.)</b>	<b>MAV (Multi Axle Vechicle)Co unt</b>	<b>MAV (Multi Axle Vechicle)A mount (In.Rs.)</b>	
<b>1</b>	<b>2</b>	<b>3</b>	<b>4</b>	<b>5</b>	<b>6</b>	<b>7</b>	<b>8</b>	<b>9</b>	
Single Journey	0	0	627	37620	516	54180	506	63250	
Discount Coupons Sales 50%	0	0	165	0	159	0	132	0	
Political parties vehicles traffic count which is not paying toll though payable	0	0	178	0	165	0	158	0	
( FCI Vechicle) Emergency services of government food distribution vehicles traffic count, vehicles are payable toll but not paying toll.	0	0	0	0	49	0	42	0	
The number of vehicles that have discount coupons but whose money has been deducted through FASTag, the number of vehicles for which we have refunded the money.	0	0	0	0	0	0	0	0	
Estimated traffic volume of local vehicles and Non-tollable vehicles and vehicles exempted by the government, excluding LMVs	0	0	185	0	155	0	125	0	
							<b>Total Tollable Vechicle Count</b>		<b>2,105</b>
							<b>Total NONTollable Vehicle Count</b>		<b>1,057</b>
							<b>Total Vehicle Count</b>		<b>3,162</b>
							<b>Total Vehicle Amount</b>		<b>1,55,050</b>
							<b>Total Discount Sales</b>		<b>3,000</b>
							<b>Total Daily Collection</b>		<b>1,58,050</b>
							<b>Discount vehicles refund by cash toll amount</b>		<b>-</b>
							<b>Net Total Daily Collection</b>		<b>1,58,050</b>

**Indeeya Infrastructure Pvt.Ltd Solapur IRDP Toll  
Daily Tollable & NON Tollable Traffic Count And Revenue Entry Details**

<b>Date</b>			<b>13-02-2026</b>						
<b>Section Name</b>			<b>Solapur IRDP</b>						
<b>Bank Name Where Cash Depositing</b>			-----						
<b>Bank Account Number</b>			-----						
<b>Collection Depositing Date</b>			-----						
<b>Transaction Type</b>	<b>Car/Jeep Count</b>	<b>Car/Jee p Amount (In.Rs.)</b>	<b>LCV Count</b>	<b>LCV Amount (In. Rs.)</b>	<b>Bus / Truck Count</b>	<b>Bus / Truck Amount (In.Rs.)</b>	<b>MAV (Multi Axle Vechicle)Co unt</b>	<b>MAV (Multi Axle Vechicle)A mount (In.Rs.)</b>	
<b>1</b>	<b>2</b>	<b>3</b>	<b>4</b>	<b>5</b>	<b>6</b>	<b>7</b>	<b>8</b>	<b>9</b>	
Single Journey	0	0	664	39840	529	55545	517	64625	
Discount Coupons Sales 50%	0	0	165	0	134	0	120	0	
Political parties vehicles traffic count which is not paying toll though payable	0	0	184	0	147	0	152	0	
( FCI Vechicle) Emergency services of government food distribution vehicles traffic count, vehicles are payable toll but not paying toll.	0	0	0	0	42	0	35	0	
The number of vehicles that have discount coupons but whose money has been deducted through FASTag, the number of vehicles for which we have refunded the money.	0	0	0	0	0	0	0	0	
Estimated traffic volume of local vehicles and Non-tollable vehicles and vehicles exempted by the government, excluding LMVs	0	0	192	0	169	0	157	0	
							<b>Total Tollable Vechicle Count</b>		<b>2,129</b>
							<b>Total NONTollable Vehicle Count</b>		<b>1,078</b>
							<b>Total Vehicle Count</b>		<b>3,207</b>
							<b>Total Vehicle Amount</b>		<b>1,60,010</b>
							<b>Total Discount Sales</b>		<b>5,250</b>
							<b>Total Daily Collection</b>		<b>1,65,260</b>
							<b>Discount vehicles refund by cash toll amount</b>		<b>-</b>
							<b>Net Total Daily Collection</b>		<b>1,65,260</b>

**Indeeya Infrastructure Pvt.Ltd Solapur IRDP Toll  
Daily Tollable & NON Tollable Traffic Count And Revenue Entry Details**


<b>Date</b>			<b>14-02-2026</b>						
<b>Section Name</b>			<b>Solapur IRDP</b>						
<b>Bank Name Where Cash Depositing</b>			-----						
<b>Bank Account Number</b>			-----						
<b>Collection Depositing Date</b>			-----						
<b>Transaction Type</b>	<b>Car/Je ep Count</b>	<b>Car/Jee p Amount (In.Rs.)</b>	<b>LCV Count</b>	<b>LCV Amount (In. Rs.)</b>	<b>Bus / Truck Count</b>	<b>Bus / Truck Amount (In.Rs.)</b>	<b>MAV (Multi Axle Vechicle)Co unt</b>	<b>MAV (Multi Axle Vechicle)A mount (In.Rs.)</b>	
<b>1</b>	<b>2</b>	<b>3</b>	<b>4</b>	<b>5</b>	<b>6</b>	<b>7</b>	<b>8</b>	<b>9</b>	
Single Journey	0	0	609	36540	483	50715	478	59750	
Discount Coupons Sales 50%	0	0	174	0	165	0	145	0	
Political parties vehicles traffic count which is not paying toll though payable	0	0	178	0	160	0	125	0	
( FCI Vechicle) Emergency services of government food distribution vehicles traffic count, vehicles are payable toll but not paying toll.	0	0	0	0	49	0	33	0	
The number of vehicles that have discount coupons but whose money has been deducted through FASTag, the number of vehicles for which we have refunded the money.	0	0	0	0	0	0	0	0	
Estimated traffic volume of local vehicles and Non-tollable vehicles and vehicles exempted by the government, excluding LMVs	0	0	187	0	156	0	140	0	
							<b>Total Tollable Vechicle Count</b>		<b>2,054</b>
							<b>Total NONTollable Vechicle Count</b>		<b>1,028</b>
							<b>Total Vechicle Count</b>		<b>3,082</b>
							<b>Total Vechicle Amount</b>		<b>1,47,005</b>
							<b>Total Discount Sales</b>		<b>6,250</b>
							<b>Total Daily Collection</b>		<b>1,53,255</b>
							<b>Discount vechicles refund by cash toll amount</b>		<b>-</b>
							<b>Net Total Daily Collection</b>		<b>1,53,255</b>

**Indeeya Infrastructure Pvt.Ltd Solapur IRDP Toll  
Daily Tollable & NON Tollable Traffic Count And Revenue Entry Details**

<b>Date</b>		<b>15-02-2026</b>						
<b>Section Name</b>		<b>Solapur IRDP</b>						
<b>Bank Name Where Cash Depositing</b>		-----						
<b>Bank Account Number</b>		-----						
<b>Collection Depositing Date</b>		-----						
<b>Transaction Type</b>	<b>Car/Jeep Count</b>	<b>Car/Jee p Amount (In.Rs.)</b>	<b>LCV Count</b>	<b>LCV Amount (In. Rs.)</b>	<b>Bus / Truck Count</b>	<b>Bus / Truck Amount (In.Rs.)</b>	<b>MAV (Multi Axle Vehicle)Count</b>	<b>MAV (Multi Axle Vehicle)Amount (In.Rs.)</b>
<b>1</b>	<b>2</b>	<b>3</b>	<b>4</b>	<b>5</b>	<b>6</b>	<b>7</b>	<b>8</b>	<b>9</b>
Single Journey	0	0	629	37740	503	52815	492	61500
Discount Coupons Sales 50%	0	0	155	0	120	0	102	0
Political parties vehicles traffic count which is not paying toll though payable	0	0	165	0	113	0	104	0
( FCI Vehicle) Emergency services of government food distribution vehicles traffic count, vehicles are payable toll but not paying toll.	0	0	0	0	48	0	24	0
The number of vehicles that have discount coupons but whose money has been deducted through FASTag, the number of vehicles for which we have refunded the money.	0	0	0	0	0	0	0	0
Estimated traffic volume of local vehicles and Non-tollable vehicles and vehicles exempted by the government, excluding LMVs	0	0	112	0	105	0	92	0
<b>Total Tollable Vehicle Count</b>							<b>2,001</b>	
<b>Total NONTollable Vehicle Count</b>							<b>763</b>	
<b>Total Vehicle Count</b>							<b>2,764</b>	
<b>Total Vehicle Amount</b>							<b>1,52,055</b>	
<b>Total Discount Sales</b>							<b>10,500</b>	
<b>Total Daily Collection</b>							<b>1,62,555</b>	
<b>Discount vehicles refund by cash toll amount</b>							<b>-</b>	
<b>Net Total Daily Collection</b>							<b>1,62,555</b>	



**Indeeya Infrastructure Pvt.Ltd Solapur IRDP Toll  
Daily Tollable & NON Tollable Traffic Count And Revenue Entry Details**

<b>Date</b>			<b>16-02-2026</b>						
<b>Section Name</b>			<b>Solapur IRDP</b>						
<b>Bank Name Where Cash Depositing</b>			-----						
<b>Bank Account Number</b>			-----						
<b>Collection Depositing Date</b>			-----						
<b>Transaction Type</b>	<b>Car/Jeep Count</b>	<b>Car/Jee p Amount (In.Rs.)</b>	<b>LCV Count</b>	<b>LCV Amount (In. Rs.)</b>	<b>Bus / Truck Count</b>	<b>Bus / Truck Amount (In.Rs.)</b>	<b>MAV (Multi Axle Vehicle)Count</b>	<b>MAV (Multi Axle Vehicle)Amount (In.Rs.)</b>	
<b>1</b>	<b>2</b>	<b>3</b>	<b>4</b>	<b>5</b>	<b>6</b>	<b>7</b>	<b>8</b>	<b>9</b>	
Single Journey	0	0	628	37680	507	53235	497	62125	
Discount Coupons Sales 50%	0	0	165	0	120	0	100	0	
Political parties vehicles traffic count which is not paying toll though payable	0	0	142	0	128	0	108	0	
( FCI Vehicle) Emergency services of government food distribution vehicles traffic count, vehicles are payable toll but not paying toll.	0	0	0	0	0	0	0	0	
The number of vehicles that have discount coupons but whose money has been deducted through FASTag, the number of vehicles for which we have refunded the money.	0	0	0	0	0	0	0	0	
Estimated traffic volume of local vehicles and Non-tollable vehicles and vehicles exempted by the government, excluding LMVs	0	0	165	0	118	0	98	0	
							<b>Total Tollable Vehicle Count</b>		<b>2,017</b>
							<b>Total NONTollable Vehicle Count</b>		<b>759</b>
							<b>Total Vehicle Count</b>		<b>2,776</b>
							<b>Total Vehicle Amount</b>		<b>1,53,040</b>
							<b>Total Discount Sales</b>		<b>9,000</b>
							<b>Total Daily Collection</b>		<b>1,62,040</b>
							<b>Discount vehicles refund by cash toll amount</b>		<b>-</b>
<b>Net Total Daily Collection</b>		<b>1,62,040</b>							

**Indeeya Infrastructure Pvt.Ltd Solapur IRDP Toll  
Daily Tollable & NON Tollable Traffic Count And Revenue Entry Details**

<b>Date</b>		<b>17-01-2026</b>						
<b>Section Name</b>		<b>Solapur IRDP</b>						
<b>Bank Name Where Cash Depositing</b>		-----						
<b>Bank Account Number</b>		-----						
<b>Collection Depositing Date</b>		-----						
<b>Transaction Type</b>	<b>Car/Jeep Count</b>	<b>Car/Jeep Amount (In.Rs.)</b>	<b>LCV Count</b>	<b>LCV Amount (In. Rs.)</b>	<b>Bus / Truck Count</b>	<b>Bus / Truck Amount (In.Rs.)</b>	<b>MAV (Multi Axle Vehicle)Count</b>	<b>MAV (Multi Axle Vehicle)Amount (In.Rs.)</b>
<b>1</b>	<b>2</b>	<b>3</b>	<b>4</b>	<b>5</b>	<b>6</b>	<b>7</b>	<b>8</b>	<b>9</b>
Single Journey	0	0	632	37920	514	53970	505	63125
Discount Coupons Sales 50%	0	0	215	0	200	0	180	0
Political parties vehicles traffic count which is not paying toll though payable	0	0	210	0	185	0	172	0
( FCI Vehicle) Emergency services of government food distribution vehicles traffic count, vehicles are payable toll but not paying toll.	0	0	0	0	30	0	23	0
The number of vehicles that have discount coupons but whose money has been deducted through FASTag, the number of vehicles for which we have refunded the money.	0	0	0	0	0	0	0	0
Estimated traffic volume of local vehicles and Non-tollable vehicles and vehicles exempted by the government, excluding LMVs	0	0	225	0	209	0	198	0
<b>Total Tollable Vehicle Count</b>							<b>2,246</b>	
<b>Total NONTollable Vehicle Count</b>							<b>1,252</b>	
<b>Total Vehicle Count</b>							<b>3,498</b>	
<b>Total Vehicle Amount</b>							<b>1,55,015</b>	
<b>Total Discount Sales</b>							<b>3,000</b>	
<b>Total Daily Collection</b>							<b>1,58,015</b>	
<b>Discount vehicles refund by cash toll amount</b>							<b>-</b>	
<b>Net Total Daily Collection</b>							<b>1,58,015</b>	



**Indeeya Infrastructure Pvt.Ltd Solapur IRDP Toll  
Daily Tollable & NON Tollable Traffic Count And Revenue Entry Details**

<b>Date</b>		<b>18-02-2026</b>						
<b>Section Name</b>		<b>Solapur IRDP</b>						
<b>Bank Name Where Cash Depositing</b>		-----						
<b>Bank Account Number</b>		-----						
<b>Collection Depositing Date</b>		-----						
<b>Transaction Type</b>	<b>Car/Jeep Count</b>	<b>Car/Jee p Amount (In.Rs.)</b>	<b>LCV Count</b>	<b>LCV Amount (In. Rs.)</b>	<b>Bus / Truck Count</b>	<b>Bus / Truck Amount (In.Rs.)</b>	<b>MAV (Multi Axle Vechicle)Co unt</b>	<b>MAV (Multi Axle Vechicle)A mount (In.Rs.)</b>
<b>1</b>	<b>2</b>	<b>3</b>	<b>4</b>	<b>5</b>	<b>6</b>	<b>7</b>	<b>8</b>	<b>9</b>
Single Journey	0	0	608	36480	489	51345	490	61250
Discount Coupons Sales 50%	0	0	185	0	142	0	125	0
Political parties vehicles traffic count which is not paying toll though payable	0	0	152	0	128	0	112	0
( FCI Vechicle) Emergency services of government food distribution vehicles traffic count, vehicles are payable toll but not paying toll.	0	0	0	0	52	0	34	0
The number of vehicles that have discount coupons but whose money has been deducted through FASTag, the number of vehicles for which we have refunded the money.	0	0	0	0	0	0	0	0
Estimated traffic volume of local vehicles and Non-tollable vehicles and vehicles exempted by the government, excluding LMVs	0	0	174	0	158	0	174	0
<b>Total Tollable Vechicle Count</b>							<b>2,039</b>	
<b>Total NONTollable Vehicle Count</b>							<b>984</b>	
<b>Total Vehicle Count</b>							<b>3,023</b>	
<b>Total Vehicle Amount</b>							<b>1,49,075</b>	
<b>Total Discount Sales</b>							<b>12,000</b>	
<b>Total Daily Collection</b>							<b>1,61,075</b>	
<b>Discount vehicles refund by cash toll amount</b>							<b>-</b>	
<b>Net Total Daily Collection</b>							<b>1,61,075</b>	



**Indeeya Infrastructure Pvt.Ltd Solapur IRDP Toll  
Daily Tollable & NON Tollable Traffic Count And Revenue Entry Details**

<b>Date</b>			<b>19-02-2026</b>					
<b>Section Name</b>			<b>Solapur IRDP</b>					
<b>Bank Name Where Cash Depositing</b>			-----					
<b>Bank Account Number</b>			-----					
<b>Collection Depositing Date</b>			-----					
<b>Transaction Type</b>	<b>Car/Jeep Count</b>	<b>Car/Jeep Amount (In.Rs.)</b>	<b>LCV Count</b>	<b>LCV Amount (In. Rs.)</b>	<b>Bus / Truck Count</b>	<b>Bus / Truck Amount (In.Rs.)</b>	<b>MAV (Multi Axle Vehicle)Count</b>	<b>MAV (Multi Axle Vehicle)Amount (In.Rs.)</b>
<b>1</b>	<b>2</b>	<b>3</b>	<b>4</b>	<b>5</b>	<b>6</b>	<b>7</b>	<b>8</b>	<b>9</b>
Single Journey	0	0	618	37080	507	53235	502	62750
Discount Coupons Sales 50%	0	0	185	0	167	0	158	0
Political parties vehicles traffic count which is not paying toll though payable	0	0	172	0	168	0	159	0
( FCI Vehicle) Emergency services of government food distribution vehicles traffic count, vehicles are payable toll but not paying toll.	0	0	0	0	44	0	40	0
The number of vehicles that have discount coupons but whose money has been deducted through FASTag, the number of vehicles for which we have refunded the money.	0	0	0	0	0	0	0	0
Estimated traffic volume of local vehicles and Non-tollable vehicles and vehicles exempted by the government, excluding LMVs	0	0	179	0	168	0	147	0
<b>Total Tollable Vehicle Count</b>							<b>2,137</b>	
<b>Total NONTollable Vehicle Count</b>							<b>1,077</b>	
<b>Total Vehicle Count</b>							<b>3,214</b>	
<b>Total Vehicle Amount</b>							<b>1,53,065</b>	
<b>Total Discount Sales</b>							<b>12,500</b>	
<b>Total Daily Collection</b>							<b>1,65,565</b>	
<b>Discount vehicles refund by cash toll amount</b>							<b>-</b>	
<b>Net Total Daily Collection</b>							<b>1,65,565</b>	



**Indeeya Infrastructure Pvt.Ltd Solapur IRDP Toll  
Daily Tollable & NON Tollable Traffic Count And Revenue Entry Details**

<b>Date</b>			<b>20-02-2026</b>					
<b>Section Name</b>			<b>Solapur IRDP</b>					
<b>Bank Name Where Cash Depositing</b>			-----					
<b>Bank Account Number</b>			-----					
<b>Collection Depositing Date</b>			-----					
<b>Transaction Type</b>	<b>Car/Jeep Count</b>	<b>Car/Jee p Amount (In.Rs.)</b>	<b>LCV Count</b>	<b>LCV Amount (In. Rs.)</b>	<b>Bus / Truck Count</b>	<b>Bus / Truck Amount (In.Rs.)</b>	<b>MAV (Multi Axle Vechicle)Co unt</b>	<b>MAV (Multi Axle Vechicle)A mount (In.Rs.)</b>
<b>1</b>	<b>2</b>	<b>3</b>	<b>4</b>	<b>5</b>	<b>6</b>	<b>7</b>	<b>8</b>	<b>9</b>
Single Journey	0	0	591	35460	490	51450	481	60125
Discount Coupons Sales 50%	0	0	201	0	218	0	198	0
Political parties vehicles traffic count which is not paying toll though payable	0	0	219	0	178	0	154	0
( FCI Vechicle) Emergency services of government food distribution vehicles traffic count, vehicles are payable toll but not paying toll.	0	0	0	0	52	0	42	0
The number of vehicles that have discount coupons but whose money has been deducted through FASTag, the number of vehicles for which we have refunded the money.	0	0	0	0	0	0	0	0
Estimated traffic volume of local vehicles and Non-tollable vehicles and vehicles exempted by the government, excluding LMVs	0	0	180	0	186	0	135	0
<b>Total Tollable Vechicle Count</b>							<b>2,179</b>	
<b>Total NONTollable Vehicle Count</b>							<b>1,146</b>	
<b>Total Vehicle Count</b>							<b>3,325</b>	
<b>Total Vehicle Amount</b>							<b>1,47,035</b>	
<b>Total Discount Sales</b>							<b>3,000</b>	
<b>Total Daily Collection</b>							<b>1,50,035</b>	
<b>Discount vehicles refund by cash toll amount</b>							<b>-</b>	
<b>Net Total Daily Collection</b>							<b>1,50,035</b>	




**Indeeya Infrastructure Pvt.Ltd Solapur IRDP Toll  
Daily Tollable & NON Tollable Traffic Count And Revenue Entry Details**

<b>Date</b>		<b>21-02-2026</b>						
<b>Section Name</b>		<b>Solapur IRDP</b>						
<b>Bank Name Where Cash Depositing</b>		-----						
<b>Bank Account Number</b>		-----						
<b>Collection Depositing Date</b>		-----						
Transaction Type	Car/Je ep Count	Car/Jee p Amount (In.Rs.)	LCV Count	LCV Amount (In. Rs.)	Bus / Truck Count	Bus / Truck Amount (In.Rs.)	MAV (Multi Axle Vechicle)Co unt	MAV (Multi Axle Vechicle)A mount (In.Rs.)
<b>1</b>	<b>2</b>	<b>3</b>	<b>4</b>	<b>5</b>	<b>6</b>	<b>7</b>	<b>8</b>	<b>9</b>
Single Journey	0	0	622	37320	496	52080	485	60625
Discount Coupons Sales 50%	0	0	201	0	180	0	176	0
Political parties vehicles traffic count which is not paying toll though payable	0	0	182	0	179	0	155	0
( FCI Vechicle) Emergency services of government food distribution vehicles traffic count, vehicles are payable toll but not paying toll.	0	0	0	0	39	0	27	0
The number of vehicles that have discount coupons but whose money has been deducted through FASTag, the number of vehicles for which we have refunded the money.	0	0	0	0	0	0	0	0
Estimated traffic volume of local vehicles and Non-tollable vehicles and vehicles exempted by the government, excluding LMVs	0	0	201	0	185	0	160	0
<b>Total Tollable Vechicle Count</b>							<b>2,160</b>	
<b>Total NONTollable Vehicle Count</b>							<b>1,128</b>	
<b>Total Vehicle Count</b>							<b>3,288</b>	
<b>Total Vehicle Amount</b>							<b>1,50,025</b>	
<b>Total Discount Sales</b>							<b>6,250</b>	
<b>Total Daily Collection</b>							<b>1,56,275</b>	
<b>Discount vehicles refund by cash toll amount</b>							<b>-</b>	
<b>Net Total Daily Collection</b>							<b>1,56,275</b>	



**Indeeya Infrastructure Pvt.Ltd Solapur IRDP Toll  
Daily Tollable & NON Tollable Traffic Count And Revenue Entry Details**


<b>Date</b>			<b>22-02-2026</b>						
<b>Section Name</b>			<b>Solapur IRDP</b>						
<b>Bank Name Where Cash Depositing</b>			-----						
<b>Bank Account Number</b>			-----						
<b>Collection Depositing Date</b>			-----						
<b>Transaction Type</b>	<b>Car/Jeep Count</b>	<b>Car/Jee p Amount (In.Rs.)</b>	<b>LCV Count</b>	<b>LCV Amount (In. Rs.)</b>	<b>Bus / Truck Count</b>	<b>Bus / Truck Amount (In.Rs.)</b>	<b>MAV (Multi Axle Vechicle)Co unt</b>	<b>MAV (Multi Axle Vechicle)A mount (In.Rs.)</b>	
<b>1</b>	<b>2</b>	<b>3</b>	<b>4</b>	<b>5</b>	<b>6</b>	<b>7</b>	<b>8</b>	<b>9</b>	
Single Journey	0	0	629	37740	505	53025	498	62250	
Discount Coupons Sales 50%	0	0	150	0	141	0	122	0	
Political parties vehicles traffic count which is not paying toll though payable	0	0	235	0	212	0	197	0	
( FCI Vechicle) Emergency services of government food distribution vehicles traffic count, vehicles are payable toll but not paying toll.	0	0	0	0	48	0	42	0	
The number of vehicles that have discount coupons but whose money has been deducted through FASTag, the number of vehicles for which we have refunded the money.	0	0	0	0	0	0	0	0	
Estimated traffic volume of local vehicles and Non-tollable vehicles and vehicles exempted by the government, excluding LMVs	0	0	199	0	178	0	155	0	
							<b>Total Tollable Vechicle Count</b>		<b>2,045</b>
							<b>Total NONTollable Vehicle Count</b>		<b>1,266</b>
							<b>Total Vehicle Count</b>		<b>3,311</b>
							<b>Total Vehicle Amount</b>		<b>1,53,015</b>
							<b>Total Discount Sales</b>		<b>5,250</b>
							<b>Total Daily Collection</b>		<b>1,58,265</b>
							<b>Discount vehicles refund by cash toll amount</b>		<b>-</b>
<b>Net Total Daily Collection</b>		<b>1,58,265</b>							

**Indeeya Infrastructure Pvt.Ltd Solapur IRDP Toll  
Daily Tollable & NON Tollable Traffic Count And Revenue Entry Details**

<b>Date</b>			<b>23-02-2026</b>					
<b>Section Name</b>			<b>Solapur IRDP</b>					
<b>Bank Name Where Cash Depositing</b>			-----					
<b>Bank Account Number</b>			-----					
<b>Collection Depositing Date</b>			-----					
<b>Transaction Type</b>	<b>Car/Jeep Count</b>	<b>Car/Jeep Amount (In.Rs.)</b>	<b>LCV Count</b>	<b>LCV Amount (In. Rs.)</b>	<b>Bus / Truck Count</b>	<b>Bus / Truck Amount (In.Rs.)</b>	<b>MAV (Multi Axle Vehicle)Count</b>	<b>MAV (Multi Axle Vehicle)Amount (In.Rs.)</b>
<b>1</b>	<b>2</b>	<b>3</b>	<b>4</b>	<b>5</b>	<b>6</b>	<b>7</b>	<b>8</b>	<b>9</b>
Single Journey	0	0	648	38880	505	53025	505	63125
Discount Coupons Sales 50%	0	0	193	0	171	0	152	0
Political parties vehicles traffic count which is not paying toll though payable	0	0	194	0	156	0	155	0
( FCI Vehicle) Emergency services of government food distribution vehicles traffic count, vehicles are payable toll but not paying toll.	0	0	0	0	43	0	40	0
The number of vehicles that have discount coupons but whose money has been deducted through FASTag, the number of vehicles for which we have refunded the money.	0	0	0	0	0	0	0	0
Estimated traffic volume of local vehicles and Non-tollable vehicles and vehicles exempted by the government, excluding LMVs	0	0	189	0	159	0	145	0
<b>Total Tollable Vehicle Count</b>							<b>2,174</b>	
<b>Total NONTollable Vehicle Count</b>							<b>1,081</b>	
<b>Total Vehicle Count</b>							<b>3,255</b>	
<b>Total Vehicle Amount</b>							<b>1,55,030</b>	
<b>Total Discount Sales</b>							<b>9,000</b>	
<b>Total Daily Collection</b>							<b>1,64,030</b>	
<b>Discount vehicles refund by cash toll amount</b>							<b>-</b>	
<b>Net Total Daily Collection</b>							<b>1,64,030</b>	



**Indeeya Infrastructure Pvt.Ltd Solapur IRDP Toll  
Daily Tollable & NON Tollable Traffic Count And Revenue Entry Details**

<b>Date</b>		<b>24-02-2026</b>						
<b>Section Name</b>		<b>Solapur IRDP</b>						
<b>Bank Name Where Cash Depositing</b>		-----						
<b>Bank Account Number</b>		-----						
<b>Collection Depositing Date</b>		-----						
<b>Transaction Type</b>	<b>Car/Jeep Count</b>	<b>Car/Jeep Amount (In.Rs.)</b>	<b>LCV Count</b>	<b>LCV Amount (In. Rs.)</b>	<b>Bus / Truck Count</b>	<b>Bus / Truck Amount (In.Rs.)</b>	<b>MAV (Multi Axle Vehicle)Count</b>	<b>MAV (Multi Axle Vehicle)Amount (In.Rs.)</b>
<b>1</b>	<b>2</b>	<b>3</b>	<b>4</b>	<b>5</b>	<b>6</b>	<b>7</b>	<b>8</b>	<b>9</b>
Single Journey	0	0	625	37500	500	52500	504	63000
Discount Coupons Sales 50%	0	0	214	0	200	0	190	0
Political parties vehicles traffic count which is not paying toll though payable	0	0	220	0	185	0	170	0
( FCI Vehicle) Emergency services of government food distribution vehicles traffic count, vehicles are payable toll but not paying toll.	0	0	0	0	35	0	22	0
The number of vehicles that have discount coupons but whose money has been deducted through FASTag, the number of vehicles for which we have refunded the money.	0	0	0	0	0	0	0	0
Estimated traffic volume of local vehicles and Non-tollable vehicles and vehicles exempted by the government, excluding LMVs	0	0	201	0	175	0	156	0
							<b>Total Tollable Vehicle Count</b>	<b>2,233</b>
							<b>Total NONTollable Vehicle Count</b>	<b>1,164</b>
							<b>Total Vehicle Count</b>	<b>3,397</b>
							<b>Total Vehicle Amount</b>	<b>1,53,000</b>
							<b>Total Discount Sales</b>	<b>6,250</b>
							<b>Total Daily Collection</b>	<b>1,59,250</b>
							<b>Discount vehicles refund by cash toll amount</b>	<b>-</b>
<b>Net Total Daily Collection</b>	<b>1,59,250</b>							

**Indeeya Infrastructure Pvt.Ltd Solapur IRDP Toll  
Daily Tollable & NON Tollable Traffic Count And Revenue Entry Details**

<b>Date</b>			<b>25-02-2026</b>					
<b>Section Name</b>			<b>Solapur IRDP</b>					
<b>Bank Name Where Cash Depositing</b>			-----					
<b>Bank Account Number</b>			-----					
<b>Collection Depositing Date</b>			-----					
<b>Transaction Type</b>	<b>Car/Jeep Count</b>	<b>Car/Jee p Amount (In.Rs.)</b>	<b>LCV Count</b>	<b>LCV Amount (In. Rs.)</b>	<b>Bus / Truck Count</b>	<b>Bus / Truck Amount (In.Rs.)</b>	<b>MAV (Multi Axle Vechicle)Co unt</b>	<b>MAV (Multi Axle Vechicle)A mount (In.Rs.)</b>
<b>1</b>	<b>2</b>	<b>3</b>	<b>4</b>	<b>5</b>	<b>6</b>	<b>7</b>	<b>8</b>	<b>9</b>
Single Journey	0	0	605	36300	500	52500	490	61250
Discount Coupons Sales 50%	0	0	174	0	155	0	135	0
Political parties vehicles traffic count which is not paying toll though payable	0	0	185	0	174	0	156	0
( FCI Vechicle) Emergency services of government food distribution vehicles traffic count, vehicles are payable toll but not paying toll.	0	0	0	0	51	0	45	0
The number of vehicles that have discount coupons but whose money has been deducted through FASTag, the number of vehicles for which we have refunded the money.	0	0	0	0	0	0	0	0
Estimated traffic volume of local vehicles and Non-tollable vehicles and vehicles exempted by the government, excluding LMVs	0	0	218	0	178	0	180	0
<b>Total Tollable Vechicle Count</b>							<b>2,059</b>	
<b>Total NONTollable Vehicle Count</b>							<b>1,187</b>	
<b>Total Vehicle Count</b>							<b>3,246</b>	
<b>Total Vehicle Amount</b>							<b>1,50,050</b>	
<b>Total Discount Sales</b>							<b>6,000</b>	
<b>Total Daily Collection</b>							<b>1,56,050</b>	
<b>Discount vehicles refund by cash toll amount</b>							<b>-</b>	
<b>Net Total Daily Collection</b>							<b>1,56,050</b>	



**Indeeya Infrastructure Pvt.Ltd Solapur IRDP Toll  
Daily Tollable & NON Tollable Traffic Count And Revenue Entry Details**

<b>Date</b>			<b>26-02-2026</b>					
<b>Section Name</b>			<b>Solapur IRDP</b>					
<b>Bank Name Where Cash Depositing</b>			-----					
<b>Bank Account Number</b>			-----					
<b>Collection Depositing Date</b>			-----					
<b>Transaction Type</b>	<b>Car/Jeep Count</b>	<b>Car/Jee p Amount (In.Rs.)</b>	<b>LCV Count</b>	<b>LCV Amount (In. Rs.)</b>	<b>Bus / Truck Count</b>	<b>Bus / Truck Amount (In.Rs.)</b>	<b>MAV (Multi Axle Vechicle)Co unt</b>	<b>MAV (Multi Axle Vechicle)A mount (In.Rs.)</b>
<b>1</b>	<b>2</b>	<b>3</b>	<b>4</b>	<b>5</b>	<b>6</b>	<b>7</b>	<b>8</b>	<b>9</b>
Single Journey	0	0	612	36720	498	52290	496	62000
Discount Coupons Sales 50%	0	0	165	0	124	0	120	0
Political parties vehicles traffic count which is not paying toll though payable	0	0	182	0	177	0	168	0
( FCI Vechicle) Emergency services of government food distribution vehicles traffic count, vehicles are payable toll but not paying toll.	0	0	0	0	22	0	12	0
The number of vehicles that have discount coupons but whose money has been deducted through FASTag, the number of vehicles for which we have refunded the money.	0	0	0	0	0	0	0	0
Estimated traffic volume of local vehicles and Non-tollable vehicles and vehicles exempted by the government, excluding LMVs	0	0	198	0	165	0	141	0
<b>Total Tollable Vechicle Count</b>							<b>2,015</b>	
<b>Total NONTollable Vehicle Count</b>							<b>1,065</b>	
<b>Total Vehicle Count</b>							<b>3,080</b>	
<b>Total Vehicle Amount</b>							<b>1,51,010</b>	
<b>Total Discount Sales</b>							<b>12,000</b>	
<b>Total Daily Collection</b>							<b>1,63,010</b>	
<b>Discount vehicles refund by cash toll amount</b>							<b>-</b>	
<b>Net Total Daily Collection</b>							<b>1,63,010</b>	




**Indeeya Infrastructure Pvt.Ltd Solapur IRDP Toll  
Daily Tollable & NON Tollable Traffic Count And Revenue Entry Details**

<b>Date</b>		<b>27-02-2026</b>						
<b>Section Name</b>		<b>Solapur IRDP</b>						
<b>Bank Name Where Cash Depositing</b>		-----						
<b>Bank Account Number</b>		-----						
<b>Collection Depositing Date</b>		-----						
<b>Transaction Type</b>	<b>Car/Jeep Count</b>	<b>Car/Jee p Amount (In.Rs.)</b>	<b>LCV Count</b>	<b>LCV Amount (In. Rs.)</b>	<b>Bus / Truck Count</b>	<b>Bus / Truck Amount (In.Rs.)</b>	<b>MAV (Multi Axle Vechicle)Co unt</b>	<b>MAV (Multi Axle Vechicle)A mount (In.Rs.)</b>
<b>1</b>	<b>2</b>	<b>3</b>	<b>4</b>	<b>5</b>	<b>6</b>	<b>7</b>	<b>8</b>	<b>9</b>
Single Journey	0	0	618	37080	495	51975	488	61000
Discount Coupons Sales 50%	0	0	192	0	195	0	174	0
Political parties vehicles traffic count which is not paying toll though payable	0	0	197	0	169	0	168	0
( FCI Vechicle) Emergency services of government food distribution vehicles traffic count, vehicles are payable toll but not paying toll.	0	0	0	0	48	0	40	0
The number of vehicles that have discount coupons but whose money has been deducted through FASTag, the number of vehicles for which we have refunded the money.	0	0	0	0	0	0	0	0
Estimated traffic volume of local vehicles and Non-tollable vehicles and vehicles exempted by the government, excluding LMVs	0	0	201	0	194	0	158	0
<b>Total Tollable Vechicle Count</b>							<b>2,162</b>	
<b>Total NONTollable Vehicle Count</b>							<b>1,175</b>	
<b>Total Vehicle Count</b>							<b>3,337</b>	
<b>Total Vehicle Amount</b>							<b>1,50,055</b>	
<b>Total Discount Sales</b>							<b>18,750</b>	
<b>Total Daily Collection</b>							<b>1,68,805</b>	
<b>Discount vehicles refund by cash toll amount</b>							<b>-</b>	
<b>Net Total Daily Collection</b>							<b>1,68,805</b>	



**Indeeya Infrastructure Pvt.Ltd Solapur IRDP Toll  
Daily Tollable & NON Tollable Traffic Count And Revenue Entry Details**

<b>Date</b>			<b>28-02-2026</b>						
<b>Section Name</b>			<b>Solapur IRDP</b>						
<b>Bank Name Where Cash Depositing</b>			-----						
<b>Bank Account Number</b>			-----						
<b>Collection Depositing Date</b>			-----						
<b>Transaction Type</b>	<b>Car/Jeep Count</b>	<b>Car/Jee p Amount (In.Rs.)</b>	<b>LCV Count</b>	<b>LCV Amount (In. Rs.)</b>	<b>Bus / Truck Count</b>	<b>Bus / Truck Amount (In.Rs.)</b>	<b>MAV (Multi Axle Vechicle)Co unt</b>	<b>MAV (Multi Axle Vechicle)A mount (In.Rs.)</b>	
<b>1</b>	<b>2</b>	<b>3</b>	<b>4</b>	<b>5</b>	<b>6</b>	<b>7</b>	<b>8</b>	<b>9</b>	
Single Journey	0	0	614	36840	502	52710	500	62500	
Discount Coupons Sales 50%	0	0	231	0	221	0	210	0	
Political parties vehicles traffic count which is not paying toll though payable	0	0	210	0	185	0	185	0	
( FCI Vechicle) Emergency services of government food distribution vehicles traffic count, vehicles are payable toll but not paying toll.	0	0	0	0	50	0	56	0	
The number of vehicles that have discount coupons but whose money has been deducted through FASTag, the number of vehicles for which we have refunded the money.	0	0	0	0	0	0	0	0	
Estimated traffic volume of local vehicles and Non-tollable vehicles and vehicles exempted by the government, excluding LMVs	0	0	201	0	158	0	155	0	
							<b>Total Tollable Vechicle Count</b>		<b>2,278</b>
							<b>Total NONTollable Vehicle Count</b>		<b>1,200</b>
							<b>Total Vehicle Count</b>		<b>3,478</b>
							<b>Total Vehicle Amount</b>		<b>1,52,050</b>
							<b>Total Discount Sales</b>		<b>6,250</b>
							<b>Total Daily Collection</b>		<b>1,58,300</b>
							<b>Discount vehicles refund by cash toll amount</b>		<b>-</b>
							<b>Net Total Daily Collection</b>		<b>1,58,300</b>