

MONTHLY/DAILY FEE STATEMENT

Project Highway: National Highway NH-48

Day/Month: 01-Mar-2025

Sr. No.	Name of Toll Plaza Location	Chainage
National Highway NH-48 (from Km. 20+400 to 131+200)		
1	Somatne Phata	30+050


Type of Vehicle	For corresponding day/month of previous year 1-Mar-2024		For preceding day/month 28-Feb-2025		For the day/month reported upon 1-Mar-2025		
	No. of Vehicles	Fee collected (in Rs.)	No. of Vehicles	Fee collected (in Rs.)	Fee per Vehicle (in Rs.)	No. of Vehicles	Fee collected (in Rs.)
1	2	3	4	5	6	7	8
A-Car (Note-7)	11449	722792	11494	687420	Note-1	13926	838063
B-LCV	965	108619	1046	179266		1007	115305
C-Bus	1342	276692	1491	361496		1504	314442
D-Truck	0	0	0	0		0	0
E-Three-axle vehicle	0	0	0	0		0	0
F-Multi-axle Truck	2032	755010	2278	846873		2363	881203
G-Oversized vehicle	0	0	0	0		0	0
FASTag Debit Adjustment/ Chargeback Received from Bank (Net) (Note-5)	0	740	0	1490	Note-5	0	2319
H- Total	15788	1863852	16309	2076545		18800	2151331

Day/Month wise Opening Balance of Toll Collection & Traffic

Day	1
Month	3
Year	2025
Toll Depositing Bank	State Bank Of India
Bank Account No.	39177623786

Transaction Type	Car/Jeep Count	Total Car/ Jeep Amount (in Rs.)	Bus/Truck Count	Total Bus / Truck Amount (in Rs.)	LCV Count	Total LCV Amount (in Rs.)	MAV (Multi Axle Vehicle Count)	Total MAV (Multi Axle Vehicle) Amount (in Rs.)	Three Axle Count	Three Axle Count Amount (in Rs.)	FASTag Debit Adjustment/ Chargeback Received from Bank (Net)
1	2	3	4	5	8	9	10	11	12	13	Note-5
Single Journey	8599	406524	1053	175787	685	58460	2140	760514	0	0	2319
Monthly Pass Sales	43	35839	5	24706	6	16193	0	0	0	0	0
Daily Pass Sales	4448	316645	418	104708	296	37332	212	112879	0	0	0
Local Pass Sales	0	0	0	0	0	0	0	0	0	0	0
Return Pass Sales	0	0	0	0	0	0	0	0	0	0	0
Double User Fee (FASTag Lane Violation) (Note-6)	836	79054	28	9240	20	3320	11	7810	0	0	0

Total Non-Tollable Traffic Count Entry Details (Note-2)					
Transaction Type	Car/Jeep Count	Bus/Truck Count	LCV Count	MAV (Multi Axle Vehicle Count)	Three Axle Count
1	2	3	5	6	7
Reuse & Exit	4923	547	458	212	0
Exemption & Violation	18596	896	345	1532	0



Notes

1. Fee for Fastag vehicles passing two toll plazas, is collected at two plazas in few cases and therefore section wise traffic details will not be available at one plaza for same.
2. All Non-tollable traffic could not be recorded/reported due to unavailability of adequate Lanes & systems. Non-Tollable count includes Reuse of daily/return/monthly pass, exit trips, exemption and violations.
3. Reporting (FASTag/Cash/Card) - 12:00:00 AM to 11:59:59 PM.
4. Fastag Collection is net of Acquiring Bank Charges
5. FASTag Debit Adjustment/Chargeback Received from Bank (Net)
6. Double user fee (from cash vehicles entering dedicated Fastag lane) collected from vehicles are reported separately (count and revenue). These are included in vehicle category wise count and revenue.

MONTHLY/DAILY FEE STATEMENT

Project Highway: National Highway NH-48

Day/Month: 02-Mar-2025

Sr. No.	Name of Toll Plaza Location	Chainage
National Highway NH-48 (from Km. 20+400 to 131+200)		
1	Somatne Phata	30+050

Type of Vehicle	For corresponding day/month of previous year 1-Mar-2024		For preceding day/month 1-Mar-2025		For the day/month reported upon 2-Mar-2025		
	No. of Vehicles	Fee collected (in Rs.)	No. of Vehicles	Fee collected (in Rs.)	Fee per Vehicle (in Rs.)	No. of Vehicles	Fee collected (in Rs.)
1	2	3	4	5	6	7	8
A-Car (Note-7)	13316	779800	13926	838063	Note-1	14023	827943
B-LCV	931	97656	1007	115305		666	72079
C-Bus	1329	277481	1504	314442		1235	303181
D-Truck	0	0	0	0		0	0
E-Three-axle vehicle	0	0	0	0		0	0
F-Multi-axle Truck	1893	706880	2363	881203		1982	727374
G-Oversized vehicle	0	0	0	0		0	0
FASTag Debit Adjustment/ Chargeback Received from Bank (Net) (Note-5)	0	107	0	2319	Note-5	0	-354
H- Total	17469	1861925	18800	2151331		17906	1930223

Day/Month wise Opening Balance of Toll Collection & Traffic


Day	2
Month	3
Year	2025
Toll Depositing Bank	State Bank Of India
Bank Account No.	39177623786

Transaction Type	Car/Jeep Count	Total Car/ Jeep Amount (in Rs.)	Bus/Truck Count	Total Bus / Truck Amount (in Rs.)	LCV Count	Total LCV Amount (in Rs.)	MAV (Multi Axle Vehicle Count)	Total MAV (Multi Axle Vehicle) Amount (in Rs.)	Three Axle Count	Three Axle Count Amount (in Rs.)	FASTag Debit Adjustment/ Chargeback Received from Bank (Net)
1	2	3	4	5	8	9	10	11	12	13	Note-5
Single Journey	8533	403746	877	146131	484	41946	1859	660387	0	0	-354
Monthly Pass Sales	12	12039	14	69177	3	7470	0	0	0	0	0
Daily Pass Sales	4467	316500	327	82262	171	21336	116	62017	0	0	0
Local Pass Sales	0	0	0	0	0	0	0	0	0	0	0
Return Pass Sales	0	0	0	0	0	0	0	0	0	0	0
Double User Fee (FASTag Lane Violation) (Note-6)	1011	95658	17	5610	8	1328	7	4970	0	0	0

Total Non-Tollable Traffic Count Entry Details (Note-2)					
Transaction Type	Car/Jeep Count	Bus/Truck Count	LCV Count	MAV (Multi Axle Vehicle Count)	Three Axle Count
1	2	3	5	6	7
Reuse & Exit	4891	430	271	120	0
Exemption & Violation	17935	591	173	557	0

Notes

1. Fee for Fastag vehicles passing two toll plazas, is collected at two plazas in few cases and therefore section wise traffic details will not be available at one plaza for same.
2. All Non-tollable traffic could not be recorded/reported due to unavailability of adequate Lanes & systems. Non-Tollable count includes Reuse of daily/return/monthly pass, exit trips, exemption and violations.
3. Reporting (FASTag/Cash/Card) - 12:00:00 AM to 11:59:59 PM.
4. Fastag Collection is net of Acquiring Bank Charges
5. FASTag Debit Adjustment/Chargeback Received from Bank (Net)
6. Double user fee (from cash vehicles entering dedicated Fastag lane) collected from vehicles are reported separately (count and revenue). These are included in vehicle category wise count and revenue.



MONTHLY/DAILY FEE STATEMENT

Project Highway: National Highway NH-48

Day/Month: 03-Mar-2025

Sr. No.	Name of Toll Plaza Location	Chainage
1	Somatne Phata	30+050

Type of Vehicle	For corresponding day/month of previous year 2-Mar-2024		For preceding day/month 2-Mar-2025		For the day/month reported upon 3-Mar-2025		
	No. of Vehicles	Fee collected (in Rs.)	No. of Vehicles	Fee collected (in Rs.)	Fee per Vehicle (in Rs.)	No. of Vehicles	Fee collected (in Rs.)
1	2	3	4	5	6	7	8
A-Car (Note-7)	14347	833360	14023	827943	Note-1	10847	674822
B-LCV	633	64842	666	72079		956	98855
C-Bus	1097	210986	1235	303181		1324	255315
D-Truck	0	0	0	0		0	0
E-Three-axle vehicle	0	0	0	0		0	0
F-Multi-axle Truck	1602	594118	1982	727374		2194	811782
G-Oversized vehicle	0	0	0	0	0	0	
FASTag Debit Adjustment/ Chargeback Received from Bank (Net) (Note-5)	0	0	0	-354	Note-5	0	-47
H- Total	17679	1703306	17906	1930223		15321	1840727

Day/Month wise Opening Balance of Toll Collection & Traffic

Day	3
Month	3
Year	2025
Toll Depositing Bank	State Bank Of India
Bank Account No.	39177623786


Transaction Type	Car/Jeep Count	Total Car/ Jeep Amount (in Rs.)	Bus/Truck Count	Total Bus / Truck Amount (in Rs.)	LCV Count	Total LCV Amount (in Rs.)	MAV (Multi Axle Vehicle Count)	Total MAV (Multi Axle Vehicle) Amount (in Rs.)	Three Axle Count	Three Axle Count Amount (in Rs.)	FASTag Debit Adjustment/ Chargeback Received from Bank (Net)
1	2	3	4	5	8	9	10	11	12	13	Note-5
Single Journey	6453	302499	966	160190	600	50495	2013	714319	0	0	-47
Monthly Pass Sales	59	49556	1	4941	1	2486	0	0	0	0	0
Daily Pass Sales	3736	265931	351	88204	337	42721	175	93203	0	0	0
Local Pass Sales	0	0	0	0	0	0	0	0	0	0	0
Return Pass Sales	0	0	0	0	0	0	0	0	0	0	0
Double User Fee (FASTag Lane Violation) (Note-6)	599	56836	6	1980	18	3154	6	4260	0	0	0

Total Non-Tollable Traffic Count Entry Details (Note-2)

Transaction Type	Car/Jeep Count	Bus/Truck Count	LCV Count	MAV (Multi Axle Vehicle Count)	Three Axle Count
1	2	3	5	6	7
Reuse & Exit	4300	537	606	180	0
Exemption & Violation	19390	1100	381	1507	0

Notes

1. Fee for Fastag vehicles passing two toll plazas, is collected at two plazas in few cases and therefore section wise traffic details will not be available at one plaza for same.
2. All Non-tollable traffic could not be recorded/reported due to unavailability of adequate Lanes & systems. Non-Tollable count includes Reuse of daily/return/monthly pass, exit trips, exemption and violations.
3. Reporting (FASTag/Cash/Card) - 12:00:00 AM to 11:59:59 PM.
4. Fastag Collection is net of Acquiring Bank Charges
5. FASTag Debit Adjustment/Chargeback Received from Bank (Net)
6. Double user fee (from cash vehicles entering dedicated Fastag lane) collected from vehicles are reported separately (count and revenue). These are included in vehicle category wise count and revenue.



MONTHLY/DAILY FEE STATEMENT

Project Highway: National Highway NH-48

Day/Month: 04-Mar-2025

Sr. No.	Name of Toll Plaza Location	Chainage
1	Somatne Phata	30+050

Type of Vehicle	For corresponding day/month of previous year 3-Mar-2024		For preceding day/month 3-Mar-2025		For the day/month reported upon 4-Mar-2025		
	No. of Vehicles	Fee collected (in Rs.)	No. of Vehicles	Fee collected (in Rs.)	Fee per Vehicle (in Rs.)	No. of Vehicles	Fee collected (in Rs.)
1	2	3	4	5	6	7	8
A-Car (Note-7)	10456	644751	10847	674822	Note-1	10269	621891
B-LCV	865	111946	956	98855		1000	110515
C-Bus	1210	255604	1324	255315		1459	280484
D-Truck	0	0	0	0		0	0
E-Three-axle vehicle	0	0	0	0		0	0
F-Multi-axle Truck	1846	837220	2194	811782		2272	842621
G-Oversized vehicle	0	0	0	0	0	0	
FASTag Debit Adjustment/ Chargeback Received from Bank (Net) (Note-5)	0	565	0	-47	Note-5	0	706
H- Total	14377	1850086	15321	1840727		15000	1856216

Day/Month wise Opening Balance of Toll Collection & Traffic

Day	4
Month	3
Year	2025
Toll Depositing Bank	State Bank Of India
Bank Account No.	39177623786

Transaction Type	Car/Jeep Count	Total Car/ Jeep Amount (in Rs.)	Bus/Truck Count	Total Bus / Truck Amount (in Rs.)	LCV Count	Total LCV Amount (in Rs.)	MAV (Multi Axle Vehicle Count)	Total MAV (Multi Axle Vehicle) Amount (in Rs.)	Three Axle Count	Three Axle Count Amount (in Rs.)	FASTag Debit Adjustment/ Chargeback Received from Bank (Net)
1	2	3	4	5	8	9	10	11	12	13	Note-5
Single Journey	5692	267131	1036	172971	637	54609	2075	736476	0	0	706
Monthly Pass Sales	17	14954	0	0	4	9951	0	0	0	0	0
Daily Pass Sales	3948	281996	404	101242	343	43299	191	101885	0	0	0
Local Pass Sales	0	0	0	0	0	0	0	0	0	0	0
Return Pass Sales	0	0	0	0	0	0	0	0	0	0	0
Double User Fee (FASTag Lane Violation) (Note-6)	612	57810	19	6270	16	2656	6	4260	0	0	0

Total Non-Tollable Traffic Count Entry Details (Note-2)

Transaction Type	Car/Jeep Count	Bus/Truck Count	LCV Count	MAV (Multi Axle Vehicle Count)	Three Axle Count
1	2	3	5	6	7
Reuse & Exit	4558	569	637	204	0
Exemption & Violation	18369	1080	414	1652	0

Notes

1. Fee for Fastag vehicles passing two toll plazas, is collected at two plazas in few cases and therefore section wise traffic details will not be available at one plaza for same.
2. All Non-tollable traffic could not be recorded/reported due to unavailability of adequate Lanes & systems. Non-Tollable count includes Reuse of daily/return/monthly pass, exit trips, exemption and violations.
3. Reporting (FASTag/Cash/Card) - 12:00:00 AM to 11:59:59 PM.
4. Fastag Collection is net of Acquiring Bank Charges
5. FASTag Debit Adjustment/Chargeback Received from Bank (Net)
6. Double user fee (from cash vehicles entering dedicated Fastag lane) collected from vehicles are reported separately (count and revenue). These are included in vehicle category wise count and revenue.



MONTHLY/DAILY FEE STATEMENT

Project Highway: National Highway NH-48

Day/Month: 05-Mar-2025

Sr. No.	Name of Toll Plaza Location	Chainage
1	Somatne Phata	30+050

Type of Vehicle	For corresponding day/month of previous year 4-Mar-2024		For preceding day/month 4-Mar-2025		For the day/month reported upon 5-Mar-2025		
	No. of Vehicles	Fee collected (in Rs.)	No. of Vehicles	Fee collected (in Rs.)	Fee per Vehicle (in Rs.)	No. of Vehicles	Fee collected (in Rs.)
1	2	3	4	5	6	7	8
A-Car (Note-7)	10366	617079	10269	621891	Note-1	10355	613912
B-LCV	927	132326	1000	110515		1017	106102
C-Bus	1342	462059	1459	280484		1463	289885
D-Truck	0	0	0	0		0	0
E-Three-axle vehicle	0	0	0	0		0	0
F-Multi-axle Truck	1946	758687	2272	842621		2195	816847
G-Oversized vehicle	0	0	0	0	0	0	
FASTag Debit Adjustment/ Chargeback Received from Bank (Net) (Note-5)	0	848	0	706	Note-5	0	2542
H- Total	14581	1971000	15000	1856216		15030	1829287

Day/Month wise Opening Balance of Toll Collection & Traffic

Day	5
Month	3
Year	2025
Toll Depositing Bank	State Bank Of India
Bank Account No.	39177623786

Transaction Type	Car/Jeep Count	Total Car/ Jeep Amount (in Rs.)	Bus/Truck Count	Total Bus / Truck Amount (in Rs.)	LCV Count	Total LCV Amount (in Rs.)	MAV (Multi Axle Vehicle Count)	Total MAV (Multi Axle Vehicle) Amount (in Rs.)	Three Axle Count	Three Axle Count Amount (in Rs.)	FASTag Debit Adjustment/ Chargeback Received from Bank (Net)
1	2	3	4	5	8	9	10	11	12	13	Note-5
Single Journey	5888	276784	1037	172526	630	53847	2027	721485	0	0	2542
Monthly Pass Sales	7	5694	3	9930	1	2486	1	5340	0	0	0
Daily Pass Sales	3876	276256	407	102149	360	45453	160	85051	0	0	0
Local Pass Sales	0	0	0	0	0	0	0	0	0	0	0
Return Pass Sales	0	0	0	0	0	0	0	0	0	0	0
Double User Fee (FASTag Lane Violation) (Note-6)	584	55178	16	5280	26	4316	7	4970	0	0	0

Total Non-Tollable Traffic Count Entry Details (Note-2)

Transaction Type	Car/Jeep Count	Bus/Truck Count	LCV Count	MAV (Multi Axle Vehicle Count)	Three Axle Count
1	2	3	5	6	7
Reuse & Exit	4464	569	644	168	0
Exemption & Violation	18141	1117	393	1470	0

Notes

1. Fee for Fastag vehicles passing two toll plazas, is collected at two plazas in few cases and therefore section wise traffic details will not be available at one plaza for same.
2. All Non-tollable traffic could not be recorded/reported due to unavailability of adequate Lanes & systems. Non-Tollable count includes Reuse of daily/return/monthly pass, exit trips, exemption and violations.
3. Reporting (FASTag/Cash/Card) - 12:00:00 AM to 11:59:59 PM.
4. Fastag Collection is net of Acquiring Bank Charges
5. FASTag Debit Adjustment/Chargeback Received from Bank (Net)
6. Double user fee (from cash vehicles entering dedicated Fastag lane) collected from vehicles are reported separately (count and revenue). These are included in vehicle category wise count and revenue.



MONTHLY/DAILY FEE STATEMENT

Project Highway: National Highway NH-48

Day/Month: 07-Mar-2025

Sr. No.	Name of Toll Plaza Location	Chainage
1	Somatne Phata	30+050

Type of Vehicle	For corresponding day/month of previous year 6-Mar-2024		For preceding day/month 6-Mar-2025		For the day/month reported upon 7-Mar-2025		
	No. of Vehicles	Fee collected (in Rs.)	No. of Vehicles	Fee collected (in Rs.)	Fee per Vehicle (in Rs.)	No. of Vehicles	Fee collected (in Rs.)
1	2	3	4	5	6	7	8
A-Car (Note-7)	10128	595473	10942	654517	Note-1	11653	742911
B-LCV	833	85541	968	98018		1021	105980
C-Bus	1221	260028	1404	295783		1508	297282
D-Truck	0	0	0	0		0	0
E-Three-axle vehicle	0	0	0	0		0	0
F-Multi-axle Truck	1743	664557	2344	870501		2271	840513
G-Oversized vehicle	0	0	0	0		0	0
FASTag Debit Adjustment/ Chargeback Received from Bank (Net) (Note-5)	0	550	0	947	Note-5	0	1042
H- Total	13925	1606148	15658	1919766		16453	1987729

Day/Month wise Opening Balance of Toll Collection & Traffic

Day	7
Month	3
Year	2025
Toll Depositing Bank	State Bank Of India
Bank Account No.	39177623786

Transaction Type	Car/Jeep Count	Total Car/ Jeep Amount (in Rs.)	Bus/Truck Count	Total Bus / Truck Amount (in Rs.)	LCV Count	Total LCV Amount (in Rs.)	MAV (Multi Axle Vehicle Count)	Total MAV (Multi Axle Vehicle) Amount (in Rs.)	Three Axle Count	Three Axle Count Amount (in Rs.)	FASTag Debit Adjustment/ Chargeback Received from Bank (Net)
1	2	3	4	5	8	9	10	11	12	13	Note-5
Single Journey	6745	317375	1095	182938	658	56195	2088	741628	0	0	1042
Monthly Pass Sales	48	63834	2	9882	2	3750	0	0	0	0	0
Daily Pass Sales	4186	298252	389	97202	345	43380	175	93205	0	0	0
Local Pass Sales	0	0	0	0	0	0	0	0	0	0	0
Return Pass Sales	0	0	0	0	0	0	0	0	0	0	0
Double User Fee (FASTag Lane Violation) (Note-6)	674	63450	22	7260	16	2656	8	5680	0	0	0

Total Non-Tollable Traffic Count Entry Details (Note-2)

Transaction Type	Car/Jeep Count	Bus/Truck Count	LCV Count	MAV (Multi Axle Vehicle Count)	Three Axle Count
1	2	3	5	6	7
Reuse & Exit	4833	563	654	179	0
Exemption & Violation	18965	1126	380	1462	0

Notes

1. Fee for Fastag vehicles passing two toll plazas, is collected at two plazas in few cases and therefore section wise traffic details will not be available at one plaza for same.
2. All Non-tollable traffic could not be recorded/reported due to unavailability of adequate Lanes & systems. Non-Tollable count includes Reuse of daily/return/monthly pass, exit trips, exemption and violations.
3. Reporting (FASTag/Cash/Card) - 12:00:00 AM to 11:59:59 PM.
4. Fastag Collection is net of Acquiring Bank Charges
5. FASTag Debit Adjustment/Chargeback Received from Bank (Net)
6. Double user fee (from cash vehicles entering dedicated Fastag lane) collected from vehicles are reported separately (count and revenue). These are included in vehicle category wise count and revenue.



MONTHLY/DAILY FEE STATEMENT

Project Highway: National Highway NH-48

Day/Month: 08-Mar-2025

Sr. No.	Name of Toll Plaza Location	Chainage
1	Somatne Phata	30+050

Type of Vehicle	For corresponding day/month of previous year 7-Mar-2024		For preceding day/month 7-Mar-2025		For the day/month reported upon 8-Mar-2025		
	No. of Vehicles	Fee collected (in Rs.)	No. of Vehicles	Fee collected (in Rs.)	Fee per Vehicle (in Rs.)	No. of Vehicles	Fee collected (in Rs.)
1	2	3	4	5	6	7	8
A-Car (Note-7)	10724	634005	11653	742911	Note-1	13794	797046
B-LCV	923	100845	1021	105980		959	100779
C-Bus	1278	243433	1508	297282		1465	305480
D-Truck	0	0	0	0		0	0
E-Three-axle vehicle	0	0	0	0		0	0
F-Multi-axle Truck	2003	755203	2271	840513		2386	880963
G-Oversized vehicle	0	0	0	0	0	0	
FASTag Debit Adjustment/ Chargeback Received from Bank (Net) (Note-5)	0	656	0	1042	Note-5	0	0
H- Total	14928	1734143	16453	1987729		18604	2084268

Day/Month wise Opening Balance of Toll Collection & Traffic

Day	8
Month	3
Year	2025
Toll Depositing Bank	State Bank Of India
Bank Account No.	39177623786

Transaction Type	Car/Jeep Count	Total Car/ Jeep Amount (in Rs.)	Bus/Truck Count	Total Bus / Truck Amount (in Rs.)	LCV Count	Total LCV Amount (in Rs.)	MAV (Multi Axle Vehicle Count)	Total MAV (Multi Axle Vehicle) Amount (in Rs.)	Three Axle Count	Three Axle Count Amount (in Rs.)	FASTag Debit Adjustment/ Chargeback Received from Bank (Net)
1	2	3	4	5	8	9	10	11	12	13	Note-5
Single Journey	8532	402842	1088	181274	636	54483	2196	778001	0	0	0
Monthly Pass Sales	1	1408	6	29647	2	4980	0	0	0	0	0
Daily Pass Sales	4456	316939	350	87629	303	38328	181	96572	0	0	0
Local Pass Sales	0	0	0	0	0	0	0	0	0	0	0
Return Pass Sales	0	0	0	0	0	0	0	0	0	0	0
Double User Fee (FASTag Lane Violation) (Note-6)	805	75858	21	6930	18	2988	9	6390	0	0	0

Total Non-Tollable Traffic Count Entry Details (Note-2)					
Transaction Type	Car/Jeep Count	Bus/Truck Count	LCV Count	MAV (Multi Axle Vehicle Count)	Three Axle Count
1	2	3	5	6	7
Reuse & Exit	4961	541	473	182	0
Exemption & Violation	19131	928	284	1582	0

Notes

1. Fee for Fastag vehicles passing two toll plazas, is collected at two plazas in few cases and therefore section wise traffic details will not be available at one plaza for same.
2. All Non-tollable traffic could not be recorded/reported due to unavailability of adequate Lanes & systems. Non-Tollable count includes Reuse of daily/return/monthly pass, exit trips, exemption and violations.
3. Reporting (FASTag/Cash/Card) - 12:00:00 AM to 11:59:59 PM.
4. Fastag Collection is net of Acquiring Bank Charges
5. FASTag Debit Adjustment/Chargeback Received from Bank (Net)
6. Double user fee (from cash vehicles entering dedicated Fastag lane) collected from vehicles are reported separately (count and revenue). These are included in vehicle category wise count and revenue.



MONTHLY/DAILY FEE STATEMENT

Project Highway: National Highway NH-48

Day/Month: 09-Mar-2025

Sr. No.	Name of Toll Plaza Location	Chainage
1	Somatne Phata	30+050

Type of Vehicle	For corresponding day/month of previous year 8-Mar-2024		For preceding day/month 8-Mar-2025		For the day/month reported upon 9-Mar-2025		
	No. of Vehicles	Fee collected (in Rs.)	No. of Vehicles	Fee collected (in Rs.)	Fee per Vehicle (in Rs.)	No. of Vehicles	Fee collected (in Rs.)
1	2	3	4	5	6	7	8
A-Car (Note-7)	13059	768200	13794	797046	Note-1	12815	752631
B-LCV	873	153483	959	100779		648	65960
C-Bus	1241	288939	1465	305480		1240	250694
D-Truck	0	0	0	0		0	0
E-Three-axle vehicle	0	0	0	0		0	0
F-Multi-axle Truck	1714	656888	2386	880963		2143	784016
G-Oversized vehicle	0	0	0	0	0	0	
FASTag Debit Adjustment/ Chargeback Received from Bank (Net) (Note-5)	0	611	0	0	Note-5	0	0
H- Total	16887	1868120	18604	2084268		16846	1853301

Day/Month wise Opening Balance of Toll Collection & Traffic

Day	9
Month	3
Year	2025
Toll Depositing Bank	State Bank Of India
Bank Account No.	39177623786

Transaction Type	Car/Jeep Count	Total Car/ Jeep Amount (in Rs.)	Bus/Truck Count	Total Bus / Truck Amount (in Rs.)	LCV Count	Total LCV Amount (in Rs.)	MAV (Multi Axle Vehicle Count)	Total MAV (Multi Axle Vehicle) Amount (in Rs.)	Three Axle Count	Three Axle Count Amount (in Rs.)	FASTag Debit Adjustment/ Chargeback Received from Bank (Net)
1	2	3	4	5	8	9	10	11	12	13	Note-5
Single Journey	7676	364551	904	150910	447	38070	2020	718277	0	0	0
Monthly Pass Sales	2	1769	2	14880	1	2490	0	0	0	0	0
Daily Pass Sales	4212	298891	320	80284	196	24736	121	64319	0	0	0
Local Pass Sales	0	0	0	0	0	0	0	0	0	0	0
Return Pass Sales	0	0	0	0	0	0	0	0	0	0	0
Double User Fee (FASTag Lane Violation) (Note-6)	925	87420	14	4620	4	664	2	1420	0	0	0

Total Non-Tollable Traffic Count Entry Details (Note-2)					
Transaction Type	Car/Jeep Count	Bus/Truck Count	LCV Count	MAV (Multi Axle Vehicle Count)	Three Axle Count
1	2	3	5	6	7
Reuse & Exit	4620	483	311	123	0
Exemption & Violation	16728	616	235	519	0

Notes

1. Fee for Fastag vehicles passing two toll plazas, is collected at two plazas in few cases and therefore section wise traffic details will not be available at one plaza for same.
2. All Non-tollable traffic could not be recorded/reported due to unavailability of adequate Lanes & systems. Non-Tollable count includes Reuse of daily/return/monthly pass, exit trips, exemption and violations.
3. Reporting (FASTag/Cash/Card) - 12:00:00 AM to 11:59:59 PM.
4. Fastag Collection is net of Acquiring Bank Charges
5. FASTag Debit Adjustment/Chargeback Received from Bank (Net)
6. Double user fee (from cash vehicles entering dedicated Fastag lane) collected from vehicles are reported separately (count and revenue). These are included in vehicle category wise count and revenue.



MONTHLY/DAILY FEE STATEMENT

Project Highway: National Highway NH-48

Day/Month: 10-Mar-2025

Sr. No.	Name of Toll Plaza Location	Chainage
1	Somatne Phata	30+050

Type of Vehicle	For corresponding day/month of previous year 9-Mar-2024		For preceding day/month 9-Mar-2025		For the day/month reported upon 10-Mar-2025		
	No. of Vehicles	Fee collected (in Rs.)	No. of Vehicles	Fee collected (in Rs.)	Fee per Vehicle (in Rs.)	No. of Vehicles	Fee collected (in Rs.)
1	2	3	4	5	6	7	8
A-Car (Note-7)	13969	853610	12815	752631	Note-1	10202	597209
B-LCV	541	57951	648	65960		885	134051
C-Bus	1035	235490	1240	250694		1300	282581
D-Truck	0	0	0	0		0	0
E-Three-axle vehicle	0	0	0	0		0	0
F-Multi-axle Truck	1456	533076	2143	784016		2107	779767
G-Oversized vehicle	0	0	0	0	0	0	
FASTag Debit Adjustment/ Chargeback Received from Bank (Net) (Note-5)	0	0	0	0	Note-5	0	2354
H- Total	17001	1680127	16846	1853301		14494	1795962

Day/Month wise Opening Balance of Toll Collection & Traffic

Day	10
Month	3
Year	2025
Toll Depositing Bank	State Bank Of India
Bank Account No.	39177623786

Transaction Type	Car/Jeep Count	Total Car/ Jeep Amount (in Rs.)	Bus/Truck Count	Total Bus / Truck Amount (in Rs.)	LCV Count	Total LCV Amount (in Rs.)	MAV (Multi Axle Vehicle Count)	Total MAV (Multi Axle Vehicle) Amount (in Rs.)	Three Axle Count	Three Axle Count Amount (in Rs.)	FASTag Debit Adjustment/ Chargeback Received from Bank (Net)
1	2	3	4	5	8	9	10	11	12	13	Note-5
Single Journey	5967	279957	914	151804	549	46269	1941	690100	0	0	2354
Monthly Pass Sales	4	2490	7	34650	20	47340	0	0	0	0	0
Daily Pass Sales	3677	262498	363	90847	297	37288	160	85407	0	0	0
Local Pass Sales	0	0	0	0	0	0	0	0	0	0	0
Return Pass Sales	0	0	0	0	0	0	0	0	0	0	0
Double User Fee (FASTag Lane Violation) (Note-6)	554	52264	16	5280	19	3154	6	4260	0	0	0

Total Non-Tollable Traffic Count Entry Details (Note-2)						
Transaction Type	Car/Jeep Count	Bus/Truck Count	LCV Count	MAV (Multi Axle Vehicle Count)	Three Axle Count	
1	2	3	5	6	7	
Reuse & Exit	4293	550	572	162	0	
Exemption & Violation	19229	1020	390	1293	0	

Notes

1. Fee for Fastag vehicles passing two toll plazas, is collected at two plazas in few cases and therefore section wise traffic details will not be available at one plaza for same.
2. All Non-tollable traffic could not be recorded/reported due to unavailability of adequate Lanes & systems. Non-Tollable count includes Reuse of daily/return/monthly pass, exit trips, exemption and violations.
3. Reporting (FASTag/Cash/Card) - 12:00:00 AM to 11:59:59 PM.
4. Fastag Collection is net of Acquiring Bank Charges
5. FASTag Debit Adjustment/Chargeback Received from Bank (Net)
6. Double user fee (from cash vehicles entering dedicated Fastag lane) collected from vehicles are reported separately (count and revenue). These are included in vehicle category wise count and revenue.



MONTHLY/DAILY FEE STATEMENT

Project Highway: National Highway NH-48

Day/Month: 11-Mar-2025

Sr. No.	Name of Toll Plaza Location	Chainage
1	Somatne Phata	30+050

Type of Vehicle	For corresponding day/month of previous year 10-Mar-2024		For preceding day/month 10-Mar-2025		For the day/month reported upon 11-Mar-2025		
	No. of Vehicles	Fee collected (in Rs.)	No. of Vehicles	Fee collected (in Rs.)	Fee per Vehicle (in Rs.)	No. of Vehicles	Fee collected (in Rs.)
1	2	3	4	5	6	7	8
A-Car (Note-7)	10655	623576	10202	597209	Note-1	10499	625329
B-LCV	782	99705	885	134051		1020	112157
C-Bus	1241	295728	1300	282581		1483	359795
D-Truck	0	0	0	0		0	0
E-Three-axle vehicle	0	0	0	0		0	0
F-Multi-axle Truck	1701	642065	2107	779767		2261	839913
G-Oversized vehicle	0	0	0	0	0	0	
FASTag Debit Adjustment/Chargeback Received from Bank (Net) (Note-5)	0	1199	0	2354	Note-5	0	1015
H- Total	14379	1662273	14494	1795962		15263	1938209

Day/Month wise Opening Balance of Toll Collection & Traffic


Day	11
Month	3
Year	2025
Toll Depositing Bank	State Bank Of India
Bank Account No.	39177623786

Transaction Type	Car/Jeep Count	Total Car/ Jeep Amount (in Rs.)	Bus/Truck Count	Total Bus / Truck Amount (in Rs.)	LCV Count	Total LCV Amount (in Rs.)	MAV (Multi Axle Vehicle Count)	Total MAV (Multi Axle Vehicle) Amount (in Rs.)	Three Axle Count	Three Axle Count Amount (in Rs.)	FASTag Debit Adjustment/ Chargeback Received from Bank (Net)
1	2	3	4	5	8	9	10	11	12	13	Note-5
Single Journey	5748	269994	1058	176321	666	57109	2070	737313	0	0	1015
Monthly Pass Sales	2	2130	14	79260	4	9960	0	0	0	0	0
Daily Pass Sales	4107	292670	392	97944	334	42432	187	99760	0	0	0
Local Pass Sales	0	0	0	0	0	0	0	0	0	0	0
Return Pass Sales	0	0	0	0	0	0	0	0	0	0	0
Double User Fee (FASTag Lane Violation) (Note-6)	642	60536	19	6270	16	2656	4	2840	0	0	0

Total Non-Tollable Traffic Count Entry Details (Note-2)					
Transaction Type	Car/Jeep Count	Bus/Truck Count	LCV Count	MAV (Multi Axle Vehicle Count)	Three Axle Count
1	2	3	5	6	7
Reuse & Exit	4708	585	658	190	0
Exemption & Violation	18849	1068	433	1470	0

Notes

1. Fee for Fastag vehicles passing two toll plazas, is collected at two plazas in few cases and therefore section wise traffic details will not be available at one plaza for same.
2. All Non-tollable traffic could not be recorded/reported due to unavailability of adequate Lanes & systems. Non-Tollable count includes Reuse of daily/return/monthly pass, exit trips, exemption and violations.
3. Reporting (FASTag/Cash/Card) - 12:00:00 AM to 11:59:59 PM.
4. Fastag Collection is net of Acquiring Bank Charges
5. FASTag Debit Adjustment/Chargeback Received from Bank (Net)
6. Double user fee (from cash vehicles entering dedicated Fastag lane) collected from vehicles are reported separately (count and revenue). These are included in vehicle category wise count and revenue.



MONTHLY/DAILY FEE STATEMENT

Project Highway: National Highway NH-48

Day/Month: 12-Mar-2025

Sr. No.	Name of Toll Plaza Location	Chainage
1	Somatne Phata	30+050

Type of Vehicle	For corresponding day/month of previous year 11-Mar-2024		For preceding day/month 11-Mar-2025		For the day/month reported upon 12-Mar-2025		
	No. of Vehicles	Fee collected (in Rs.)	No. of Vehicles	Fee collected (in Rs.)	Fee per Vehicle (in Rs.)	No. of Vehicles	Fee collected (in Rs.)
1	2	3	4	5	6	7	8
A-Car (Note-7)	10159	606951	10499	625329	Note-1	10693	634288
B-LCV	871	105344	1020	112157		992	120089
C-Bus	1285	298542	1483	359795		1510	354960
D-Truck	0	0	0	0		0	0
E-Three-axle vehicle	0	0	0	0		0	0
F-Multi-axle Truck	1732	655171	2261	839913		2396	896034
G-Oversized vehicle	0	0	0	0	0	0	
FASTag Debit Adjustment/ Chargeback Received from Bank (Net) (Note-5)	0	201	0	1015	Note-5	0	-517
H- Total	14047	1666210	15263	1938209		15591	2004855

Day/Month wise Opening Balance of Toll Collection & Traffic

Day	12
Month	3
Year	2025
Toll Depositing Bank	State Bank Of India
Bank Account No.	39177623786

Transaction Type	Car/Jeep Count	Total Car/ Jeep Amount (in Rs.)	Bus/Truck Count	Total Bus / Truck Amount (in Rs.)	LCV Count	Total LCV Amount (in Rs.)	MAV (Multi Axle Vehicle Count)	Total MAV (Multi Axle Vehicle) Amount (in Rs.)	Three Axle Count	Three Axle Count Amount (in Rs.)	FASTag Debit Adjustment/ Chargeback Received from Bank (Net)
1	2	3	4	5	8	9	10	11	12	13	Note-5
Single Journey	5934	279347	1127	187846	626	53838	2165	771277	0	0	-517
Monthly Pass Sales	2	2128	19	74370	8	19920	0	0	0	0	0
Daily Pass Sales	4151	295474	341	85155	330	41683	222	118367	0	0	0
Local Pass Sales	0	0	0	0	0	0	0	0	0	0	0
Return Pass Sales	0	0	0	0	0	0	0	0	0	0	0
Double User Fee (FASTag Lane Violation) (Note-6)	606	57340	23	7590	28	4648	9	6390	0	0	0

Total Non-Tollable Traffic Count Entry Details (Note-2)

Transaction Type	Car/Jeep Count	Bus/Truck Count	LCV Count	MAV (Multi Axle Vehicle Count)	Three Axle Count
1	2	3	5	6	7
Reuse & Exit	4807	522	650	218	0
Exemption & Violation	18539	1078	396	1507	0

Notes

1. Fee for Fastag vehicles passing two toll plazas, is collected at two plazas in few cases and therefore section wise traffic details will not be available at one plaza for same.
2. All Non-tollable traffic could not be recorded/reported due to unavailability of adequate Lanes & systems. Non-Tollable count includes Reuse of daily/return/monthly pass, exit trips, exemption and violations.
3. Reporting (FASTag/Cash/Card) - 12:00:00 AM to 11:59:59 PM.
4. Fastag Collection is net of Acquiring Bank Charges
5. FASTag Debit Adjustment/Chargeback Received from Bank (Net)
6. Double user fee (from cash vehicles entering dedicated Fastag lane) collected from vehicles are reported separately (count and revenue). These are included in vehicle category wise count and revenue.



MONTHLY/DAILY FEE STATEMENT

Project Highway: National Highway NH-48

Day/Month: 13-Mar-2025

Sr. No.	Name of Toll Plaza Location	Chainage
1	Somatne Phata	30+050

Type of Vehicle	For corresponding day/month of previous year 12-Mar-2024		For preceding day/month 12-Mar-2025		For the day/month reported upon 13-Mar-2025		
	No. of Vehicles	Fee collected (in Rs.)	No. of Vehicles	Fee collected (in Rs.)	Fee per Vehicle (in Rs.)	No. of Vehicles	Fee collected (in Rs.)
1	2	3	4	5	6	7	8
A-Car (Note-7)	10081	597433	10693	634288	Note-1	11045	642218
B-LCV	867	97582	992	120089		952	105943
C-Bus	1261	264702	1510	354960		1415	301514
D-Truck	0	0	0	0		0	0
E-Three-axle vehicle	0	0	0	0		0	0
F-Multi-axle Truck	1766	657458	2396	896034		2313	862347
G-Oversized vehicle	0	0	0	0	0	0	
FASTag Debit Adjustment/ Chargeback Received from Bank (Net) (Note-5)	0	289	0	-517	Note-5	0	1423
H- Total	13975	1617464	15591	2004855		15725	1913444

Day/Month wise Opening Balance of Toll Collection & Traffic

Day	13
Month	3
Year	2025
Toll Depositing Bank	State Bank Of India
Bank Account No.	39177623786


Transaction Type	Car/Jeep Count	Total Car/ Jeep Amount (in Rs.)	Bus/Truck Count	Total Bus / Truck Amount (in Rs.)	LCV Count	Total LCV Amount (in Rs.)	MAV (Multi Axle Vehicle Count)	Total MAV (Multi Axle Vehicle) Amount (in Rs.)	Three Axle Count	Three Axle Count Amount (in Rs.)	FASTag Debit Adjustment/ Chargeback Received from Bank (Net)
1	2	3	4	5	8	9	10	11	12	13	Note-5
Single Journey	6602	311233	1016	170060	615	52967	2088	741672	0	0	1423
Monthly Pass Sales	0	0	7	32190	4	9960	0	0	0	0	0
Daily Pass Sales	3857	275525	376	93983	311	39364	221	117834	0	0	0
Local Pass Sales	0	0	0	0	0	0	0	0	0	0	0
Return Pass Sales	0	0	0	0	0	0	0	0	0	0	0
Double User Fee (FASTag Lane Violation) (Note-6)	586	55460	16	5280	22	3652	4	2840	0	0	0

Total Non-Tollable Traffic Count Entry Details (Note-2)

Transaction Type	Car/Jeep Count	Bus/Truck Count	LCV Count	MAV (Multi Axle Vehicle Count)	Three Axle Count
1	2	3	5	6	7
Reuse & Exit	4487	587	622	233	0
Exemption & Violation	17771	1166	349	1875	0

Notes

1. Fee for Fastag vehicles passing two toll plazas, is collected at two plazas in few cases and therefore section wise traffic details will not be available at one plaza for same.
2. All Non-tollable traffic could not be recorded/reported due to unavailability of adequate Lanes & systems. Non-Tollable count includes Reuse of daily/return/monthly pass, exit trips, exemption and violations.
3. Reporting (FASTag/Cash/Card) - 12:00:00 AM to 11:59:59 PM.
4. Fastag Collection is net of Acquiring Bank Charges
5. FASTag Debit Adjustment/Chargeback Received from Bank (Net)
6. Double user fee (from cash vehicles entering dedicated Fastag lane) collected from vehicles are reported separately (count and revenue). These are included in vehicle category wise count and revenue.



MONTHLY/DAILY FEE STATEMENT

Project Highway: National Highway NH-48

Day/Month: 14-Mar-2025

Sr. No.	Name of Toll Plaza Location	Chainage
1	Somatne Phata	30+050

Type of Vehicle	For corresponding day/month of previous year 13-Mar-2024		For preceding day/month 13-Mar-2025		For the day/month reported upon 14-Mar-2025		
	No. of Vehicles	Fee collected (in Rs.)	No. of Vehicles	Fee collected (in Rs.)	Fee per Vehicle (in Rs.)	No. of Vehicles	Fee collected (in Rs.)
1	2	3	4	5	6	7	8
A-Car (Note-7)	10225	603337	11045	642218	Note-1	11407	655081
B-LCV	904	110821	952	105943		561	55320
C-Bus	1261	264454	1415	301514		983	185535
D-Truck	0	0	0	0		0	0
E-Three-axle vehicle	0	0	0	0		0	0
F-Multi-axle Truck	1813	676818	2313	862347		1689	615926
G-Oversized vehicle	0	0	0	0		0	0
FASTag Debit Adjustment/ Chargeback Received from Bank (Net) (Note-5)	0	415	0	1423	Note-5	0	0
H- Total	14203	1655845	15725	1913444		14640	1511862

Day/Month wise Opening Balance of Toll Collection & Traffic

Day	14
Month	3
Year	2025
Toll Depositing Bank	State Bank Of India
Bank Account No.	39177623786

Transaction Type	Car/Jeep Count	Total Car/ Jeep Amount (in Rs.)	Bus/Truck Count	Total Bus / Truck Amount (in Rs.)	LCV Count	Total LCV Amount (in Rs.)	MAV (Multi Axle Vehicle Count)	Total MAV (Multi Axle Vehicle) Amount (in Rs.)	Three Axle Count	Three Axle Count Amount (in Rs.)	FASTag Debit Adjustment/ Chargeback Received from Bank (Net)
1	2	3	4	5	8	9	10	11	12	13	Note-5
Single Journey	7253	343324	738	123569	384	32822	1613	574635	0	0	0
Monthly Pass Sales	0	0	0	0	0	0	0	0	0	0	0
Daily Pass Sales	3398	240505	238	59656	167	20839	72	38450	0	0	0
Local Pass Sales	0	0	0	0	0	0	0	0	0	0	0
Return Pass Sales	0	0	0	0	0	0	0	0	0	0	0
Double User Fee (FASTag Lane Violation) (Note-6)	756	71252	7	2310	10	1660	4	2840	0	0	0

Total Non-Tollable Traffic Count Entry Details (Note-2)

Transaction Type	Car/Jeep Count	Bus/Truck Count	LCV Count	MAV (Multi Axle Vehicle Count)	Three Axle Count
1	2	3	5	6	7
Reuse & Exit	3804	399	333	75	0
Exemption & Violation	15367	681	196	278	0

Notes

- Fee for Fastag vehicles passing two toll plazas, is collected at two plazas in few cases and therefore section wise traffic details will not be available at one plaza for same.
- All Non-tollable traffic could not be recorded/reported due to unavailability of adequate Lanes & systems. Non-Tollable count includes Reuse of daily/return/monthly pass, exit trips, exemption and violations.
- Reporting (FASTag/Cash/Card) - 12:00:00 AM to 11:59:59 PM.
- Fastag Collection is net of Acquiring Bank Charges
- FASTag Debit Adjustment/Chargeback Received from Bank (Net)
- Double user fee (from cash vehicles entering dedicated Fastag lane) collected from vehicles are reported separately (count and revenue). These are included in vehicle category wise count and revenue.



MONTHLY/DAILY FEE STATEMENT

Project Highway: National Highway NH-48

Day/Month: 15-Mar-2025

Sr. No.	Name of Toll Plaza Location	Chainage
1	Somatne Phata	30+050

Type of Vehicle	For corresponding day/month of previous year 14-Mar-2024		For preceding day/month 14-Mar-2025		For the day/month reported upon 15-Mar-2025		
	No. of Vehicles	Fee collected (in Rs.)	No. of Vehicles	Fee collected (in Rs.)	Fee per Vehicle (in Rs.)	No. of Vehicles	Fee collected (in Rs.)
1	2	3	4	5	6	7	8
A-Car (Note-7)	11072	645293	11407	655081	Note-1	13308	770887
B-LCV	896	100043	561	55320		804	84371
C-Bus	1304	262188	983	185535		1065	207372
D-Truck	0	0	0	0		0	0
E-Three-axle vehicle	0	0	0	0		0	0
F-Multi-axle Truck	1958	740661	1689	615926		1759	651070
G-Oversized vehicle	0	0	0	0	0	0	
FASTag Debit Adjustment/ Chargeback Received from Bank (Net) (Note-5)	0	36	0	0	Note-5	0	0
H- Total	15230	1748220	14640	1511862		16936	1713700

Day/Month wise Opening Balance of Toll Collection & Traffic

Day	15
Month	3
Year	2025
Toll Depositing Bank	State Bank Of India
Bank Account No.	39177623786

Transaction Type	Car/Jeep Count	Total Car/ Jeep Amount (in Rs.)	Bus/Truck Count	Total Bus / Truck Amount (in Rs.)	LCV Count	Total LCV Amount (in Rs.)	MAV (Multi Axle Vehicle Count)	Total MAV (Multi Axle Vehicle) Amount (in Rs.)	Three Axle Count	Three Axle Count Amount (in Rs.)	FASTag Debit Adjustment/ Chargeback Received from Bank (Net)
1	2	3	4	5	8	9	10	11	12	13	Note-5
Single Journey	8155	382387	783	130391	532	44581	1607	569735	0	0	0
Monthly Pass Sales	4	4588	1	4950	2	4980	0	0	0	0	0
Daily Pass Sales	4375	310969	263	66091	254	32154	149	79205	0	0	0
Local Pass Sales	0	0	0	0	0	0	0	0	0	0	0
Return Pass Sales	0	0	0	0	0	0	0	0	0	0	0
Double User Fee (FASTag Lane Violation) (Note-6)	774	72944	18	5940	16	2656	3	2130	0	0	0

Total Non-Tollable Traffic Count Entry Details (Note-2)						
Transaction Type	Car/Jeep Count	Bus/Truck Count	LCV Count	MAV (Multi Axle Vehicle Count)	Three Axle Count	
1	2	3	5	6	7	
Reuse & Exit	4869	446	410	148	0	
Exemption & Violation	18946	859	271	1245	0	

Notes

1. Fee for Fastag vehicles passing two toll plazas, is collected at two plazas in few cases and therefore section wise traffic details will not be available at one plaza for same.
2. All Non-tollable traffic could not be recorded/reported due to unavailability of adequate Lanes & systems. Non-Tollable count includes Reuse of daily/return/monthly pass, exit trips, exemption and violations.
3. Reporting (FASTag/Cash/Card) - 12:00:00 AM to 11:59:59 PM.
4. Fastag Collection is net of Acquiring Bank Charges
5. FASTag Debit Adjustment/Chargeback Received from Bank (Net)
6. Double user fee (from cash vehicles entering dedicated Fastag lane) collected from vehicles are reported separately (count and revenue). These are included in vehicle category wise count and revenue.



MONTHLY/DAILY FEE STATEMENT

Project Highway: National Highway NH-48

Day/Month: 16-Mar-2025

Sr. No.	Name of Toll Plaza Location	Chainage
1	Somatne Phata	30+050

Type of Vehicle	For corresponding day/month of previous year 15-Mar-2024		For preceding day/month 15-Mar-2025		For the day/month reported upon 16-Mar-2025		
	No. of Vehicles	Fee collected (in Rs.)	No. of Vehicles	Fee collected (in Rs.)	Fee per Vehicle (in Rs.)	No. of Vehicles	Fee collected (in Rs.)
1	2	3	4	5	6	7	8
A-Car (Note-7)	9053	505411	13308	770887	Note-1	15795	904037
B-LCV	701	74525	804	84371		671	66234
C-Bus	1053	197308	1065	207372		1177	225323
D-Truck	0	0	0	0		0	0
E-Three-axle vehicle	0	0	0	0		0	0
F-Multi-axle Truck	1664	634103	1759	651070		1857	679474
G-Oversized vehicle	0	0	0	0		0	0
FASTag Debit Adjustment/ Chargeback Received from Bank (Net) (Note-5)	0	0	0	0	Note-5	0	-47
H- Total	12471	1411348	16936	1713700		19500	1875022

Day/Month wise Opening Balance of Toll Collection & Traffic


Day	16
Month	3
Year	2025
Toll Depositing Bank	State Bank Of India
Bank Account No.	39177623786

Transaction Type	Car/Jeep Count	Total Car/ Jeep Amount (in Rs.)	Bus/Truck Count	Total Bus / Truck Amount (in Rs.)	LCV Count	Total LCV Amount (in Rs.)	MAV (Multi Axle Vehicle Count)	Total MAV (Multi Axle Vehicle) Amount (in Rs.)	Three Axle Count	Three Axle Count Amount (in Rs.)	FASTag Debit Adjustment/ Chargeback Received from Bank (Net)
1	2	3	4	5	8	9	10	11	12	13	Note-5
Single Journey	10232	483454	873	145685	462	39257	1758	626491	0	0	-47
Monthly Pass Sales	2	1080	1	2490	0	0	0	0	0	0	0
Daily Pass Sales	4496	318675	288	72198	193	24321	97	51563	0	0	0
Local Pass Sales	0	0	0	0	0	0	0	0	0	0	0
Return Pass Sales	0	0	0	0	0	0	0	0	0	0	0
Double User Fee (FASTag Lane Violation) (Note-6)	1065	100828	15	4950	16	2656	2	1420	0	0	0

Total Non-Tollable Traffic Count Entry Details (Note-2)						
Transaction Type	Car/Jeep Count	Bus/Truck Count	LCV Count	MAV (Multi Axle Vehicle Count)	Three Axle Count	
1	2	3	5	6	7	
Reuse & Exit	4873	434	307	96	0	
Exemption & Violation	18331	577	216	531	0	

Notes

1. Fee for Fastag vehicles passing two toll plazas, is collected at two plazas in few cases and therefore section wise traffic details will not be available at one plaza for same.
2. All Non-tollable traffic could not be recorded/reported due to unavailability of adequate Lanes & systems. Non-Tollable count includes Reuse of daily/return/monthly pass, exit trips, exemption and violations.
3. Reporting (FASTag/Cash/Card) - 12:00:00 AM to 11:59:59 PM.
4. Fastag Collection is net of Acquiring Bank Charges
5. FASTag Debit Adjustment/Chargeback Received from Bank (Net)
6. Double user fee (from cash vehicles entering dedicated Fastag lane) collected from vehicles are reported separately (count and revenue). These are included in vehicle category wise count and revenue.



MONTHLY/DAILY FEE STATEMENT

Project Highway: National Highway NH-48

Day/Month: 17-Mar-2025

Sr. No.	Name of Toll Plaza Location	Chainage
1	Somatne Phata	30+050

Type of Vehicle	For corresponding day/month of previous year 16-Mar-2024		For preceding day/month 16-Mar-2025		For the day/month reported upon 17-Mar-2025		
	No. of Vehicles	Fee collected (in Rs.)	No. of Vehicles	Fee collected (in Rs.)	Fee per Vehicle (in Rs.)	No. of Vehicles	Fee collected (in Rs.)
1	2	3	4	5	6	7	8
A-Car (Note-7)	17734	1055067	15795	904037	Note-1	11407	659006
B-LCV	808	85120	671	66234		914	92045
C-Bus	1354	267219	1177	225323		1298	250887
D-Truck	0	0	0	0		0	0
E-Three-axle vehicle	0	0	0	0		0	0
F-Multi-axle Truck	1947	734272	1857	679474		1993	739788
G-Oversized vehicle	0	0	0	0		0	0
FASTag Debit Adjustment/ Chargeback Received from Bank (Net) (Note-5)	0	1610	0	-47	Note-5	0	3164
H- Total	21843	2143288	19500	1875022		15612	1744890

Day/Month wise Opening Balance of Toll Collection & Traffic

Day	17
Month	3
Year	2025
Toll Depositing Bank	State Bank Of India
Bank Account No.	39177623786

Transaction Type	Car/Jeep Count	Total Car/ Jeep Amount (in Rs.)	Bus/Truck Count	Total Bus / Truck Amount (in Rs.)	LCV Count	Total LCV Amount (in Rs.)	MAV (Multi Axle Vehicle Count)	Total MAV (Multi Axle Vehicle) Amount (in Rs.)	Three Axle Count	Three Axle Count Amount (in Rs.)	FASTag Debit Adjustment/ Chargeback Received from Bank (Net)
1	2	3	4	5	8	9	10	11	12	13	Note-5
Single Journey	7026	329453	926	154086	572	48203	1820	646935	0	0	3164
Monthly Pass Sales	3	2850	1	2490	0	0	0	0	0	0	0
Daily Pass Sales	3767	268675	353	88371	326	41186	169	90012	0	0	0
Local Pass Sales	0	0	0	0	0	0	0	0	0	0	0
Return Pass Sales	0	0	0	0	0	0	0	0	0	0	0
Double User Fee (FASTag Lane Violation) (Note-6)	611	58028	18	5940	16	2656	4	2840	0	0	0

Total Non-Tollable Traffic Count Entry Details (Note-2)					
Transaction Type	Car/Jeep Count	Bus/Truck Count	LCV Count	MAV (Multi Axle Vehicle Count)	Three Axle Count
1	2	3	5	6	7
Reuse & Exit	4340	571	614	171	0
Exemption & Violation	19112	1083	378	1492	0

Notes

1. Fee for Fastag vehicles passing two toll plazas, is collected at two plazas in few cases and therefore section wise traffic details will not be available at one plaza for same.
2. All Non-tollable traffic could not be recorded/reported due to unavailability of adequate Lanes & systems. Non-Tollable count includes Reuse of daily/return/monthly pass, exit trips, exemption and violations.
3. Reporting (FASTag/Cash/Card) - 12:00:00 AM to 11:59:59 PM.
4. Fastag Collection is net of Acquiring Bank Charges
5. FASTag Debit Adjustment/Chargeback Received from Bank (Net)
6. Double user fee (from cash vehicles entering dedicated Fastag lane) collected from vehicles are reported separately (count and revenue). These are included in vehicle category wise count and revenue.



MONTHLY/DAILY FEE STATEMENT

Project Highway: National Highway NH-48

Day/Month: 18-Mar-2025

Sr. No.	Name of Toll Plaza Location	Chainage
1	Somatne Phata	30+050

Type of Vehicle	For corresponding day/month of previous year 17-Mar-2024		For preceding day/month 17-Mar-2025		For the day/month reported upon 18-Mar-2025		
	No. of Vehicles	Fee collected (in Rs.)	No. of Vehicles	Fee collected (in Rs.)	Fee per Vehicle (in Rs.)	No. of Vehicles	Fee collected (in Rs.)
1	2	3	4	5	6	7	8
A-Car (Note-7)	10279	604743	11407	659006	Note-1	10822	641714
B-LCV	801	93152	914	92045		1018	108281
C-Bus	1238	269807	1298	250887		1461	280039
D-Truck	0	0	0	0		0	0
E-Three-axle vehicle	0	0	0	0		0	0
F-Multi-axle Truck	1675	636887	1993	739788		2071	766430
G-Oversized vehicle	0	0	0	0	0	0	
FASTag Debit Adjustment/ Chargeback Received from Bank (Net) (Note-5)	0	0	0	3164	Note-5	0	1531
H- Total	13993	1604588	15612	1744890		15372	1797995

Day/Month wise Opening Balance of Toll Collection & Traffic


Day	18
Month	3
Year	2025
Toll Depositing Bank	State Bank Of India
Bank Account No.	39177623786

Transaction Type	Car/Jeep Count	Total Car/ Jeep Amount (in Rs.)	Bus/Truck Count	Total Bus / Truck Amount (in Rs.)	LCV Count	Total LCV Amount (in Rs.)	MAV (Multi Axle Vehicle Count)	Total MAV (Multi Axle Vehicle) Amount (in Rs.)	Three Axle Count	Three Axle Count Amount (in Rs.)	FASTag Debit Adjustment/ Chargeback Received from Bank (Net)
1	2	3	4	5	8	9	10	11	12	13	Note-5
Single Journey	5997	282344	1055	176487	639	54816	1898	673216	0	0	1531
Monthly Pass Sales	1	1410	0	0	2	4980	0	0	0	0	0
Daily Pass Sales	4219	301091	383	95962	362	45995	167	88954	0	0	0
Local Pass Sales	0	0	0	0	0	0	0	0	0	0	0
Return Pass Sales	0	0	0	0	0	0	0	0	0	0	0
Double User Fee (FASTag Lane Violation) (Note-6)	605	56870	23	7590	15	2490	6	4260	0	0	0

Total Non-Tollable Traffic Count Entry Details (Note-2)					
Transaction Type	Car/Jeep Count	Bus/Truck Count	LCV Count	MAV (Multi Axle Vehicle Count)	Three Axle Count
1	2	3	5	6	7
Reuse & Exit	4891	573	675	164	0
Exemption & Violation	18902	1053	487	1429	0

Notes

1. Fee for Fastag vehicles passing two toll plazas, is collected at two plazas in few cases and therefore section wise traffic details will not be available at one plaza for same.
2. All Non-tollable traffic could not be recorded/reported due to unavailability of adequate Lanes & systems. Non-Tollable count includes Reuse of daily/return/monthly pass, exit trips, exemption and violations.
3. Reporting (FASTag/Cash/Card) - 12:00:00 AM to 11:59:59 PM.
4. Fastag Collection is net of Acquiring Bank Charges
5. FASTag Debit Adjustment/Chargeback Received from Bank (Net)
6. Double user fee (from cash vehicles entering dedicated Fastag lane) collected from vehicles are reported separately (count and revenue). These are included in vehicle category wise count and revenue.



MONTHLY/DAILY FEE STATEMENT

Project Highway: National Highway NH-48

Day/Month: 19-Mar-2025

Sr. No.	Name of Toll Plaza Location	Chainage
1	Somatne Phata	30+050

Type of Vehicle	For corresponding day/month of previous year 19-Mar-2024		For preceding day/month 18-Mar-2025		For the day/month reported upon 19-Mar-2025		
	No. of Vehicles	Fee collected (in Rs.)	No. of Vehicles	Fee collected (in Rs.)	Fee per Vehicle (in Rs.)	No. of Vehicles	Fee collected (in Rs.)
1	2	3	4	5	6	7	8
A-Car (Note-7)	9797	590068	10822	641714	Note-1	10658	628541
B-LCV	914	104753	1018	108281		918	92025
C-Bus	1354	270455	1461	280039		1473	281658
D-Truck	0	0	0	0		0	0
E-Three-axle vehicle	0	0	0	0		0	0
F-Multi-axle Truck	1809	733295	2071	766430		2237	834173
G-Oversized vehicle	0	0	0	0	0	0	
FASTag Debit Adjustment/ Chargeback Received from Bank (Net) (Note-5)	0	2277	0	1531	Note-5	0	1060
H- Total	13874	1700848	15372	1797995		15286	1837458

Day/Month wise Opening Balance of Toll Collection & Traffic

Day	19
Month	3
Year	2025
Toll Depositing Bank	State Bank Of India
Bank Account No.	39177623786

Transaction Type	Car/Jeep Count	Total Car/ Jeep Amount (in Rs.)	Bus/Truck Count	Total Bus / Truck Amount (in Rs.)	LCV Count	Total LCV Amount (in Rs.)	MAV (Multi Axle Vehicle Count)	Total MAV (Multi Axle Vehicle) Amount (in Rs.)	Three Axle Count	Three Axle Count Amount (in Rs.)	FASTag Debit Adjustment/ Chargeback Received from Bank (Net)
1	2	3	4	5	8	9	10	11	12	13	Note-5
Single Journey	6046	285240	1071	179011	602	51583	2035	723534	0	0	1060
Monthly Pass Sales	0	0	0	0	0	0	0	0	0	0	0
Daily Pass Sales	3994	284897	374	93406	299	37621	198	106141	0	0	0
Local Pass Sales	0	0	0	0	0	0	0	0	0	0	0
Return Pass Sales	0	0	0	0	0	0	0	0	0	0	0
Double User Fee (FASTag Lane Violation) (Note-6)	618	58404	28	9240	17	2822	4	4498	0	0	0

Total Non-Tollable Traffic Count Entry Details (Note-2)

Transaction Type	Car/Jeep Count	Bus/Truck Count	LCV Count	MAV (Multi Axle Vehicle Count)	Three Axle Count
1	2	3	5	6	7
Reuse & Exit	4629	555	604	198	0
Exemption & Violation	17864	995	434	1428	0

Notes

1. Fee for Fastag vehicles passing two toll plazas, is collected at two plazas in few cases and therefore section wise traffic details will not be available at one plaza for same.
2. All Non-tollable traffic could not be recorded/reported due to unavailability of adequate Lanes & systems. Non-Tollable count includes Reuse of daily/return/monthly pass, exit trips, exemption and violations.
3. Reporting (FASTag/Cash/Card) - 12:00:00 AM to 11:59:59 PM.
4. Fastag Collection is net of Acquiring Bank Charges
5. FASTag Debit Adjustment/Chargeback Received from Bank (Net)
6. Double user fee (from cash vehicles entering dedicated Fastag lane) collected from vehicles are reported separately (count and revenue). These are included in vehicle category wise count and revenue.



MONTHLY/DAILY FEE STATEMENT

Project Highway: National Highway NH-48

Day/Month: 20-Mar-2025

Sr. No.	Name of Toll Plaza Location	Chainage
1	Somatne Phata	30+050

Type of Vehicle	For corresponding day/month of previous year 20-Mar-2024		For preceding day/month 19-Mar-2025		For the day/month reported upon 20-Mar-2025		
	No. of Vehicles	Fee collected (in Rs.)	No. of Vehicles	Fee collected (in Rs.)	Fee per Vehicle (in Rs.)	No. of Vehicles	Fee collected (in Rs.)
1	2	3	4	5	6	7	8
A-Car (Note-7)	10068	601156	10658	628541	Note-1	10891	642265
B-LCV	880	92223	918	92025		999	102277
C-Bus	1288	277354	1473	281658		1482	286051
D-Truck	0	0	0	0		0	0
E-Three-axle vehicle	0	0	0	0		0	0
F-Multi-axle Truck	1858	692468	2237	834173		2372	886373
G-Oversized vehicle	0	0	0	0	0	0	
FASTag Debit Adjustment/Chargeback Received from Bank (Net) (Note-5)	0	798	0	1060	Note-5	0	0
H- Total	14094	1663998	15286	1837458		15744	1916966

Day/Month wise Opening Balance of Toll Collection & Traffic

Day	20
Month	3
Year	2025
Toll Depositing Bank	State Bank Of India
Bank Account No.	39177623786


Transaction Type	Car/Jeep Count	Total Car/ Jeep Amount (in Rs.)	Bus/Truck Count	Total Bus / Truck Amount (in Rs.)	LCV Count	Total LCV Amount (in Rs.)	MAV (Multi Axle Vehicle Count)	Total MAV (Multi Axle Vehicle) Amount (in Rs.)	Three Axle Count	Three Axle Count Amount (in Rs.)	FASTag Debit Adjustment/ Chargeback Received from Bank (Net)
1	2	3	4	5	8	9	10	11	12	13	Note-5
Single Journey	6181	290676	1085	180997	609	51715	2153	768084	0	0	0
Monthly Pass Sales	1	1408	1	2490	0	0	0	0	0	0	0
Daily Pass Sales	4089	291807	356	89032	370	47241	209	111189	0	0	0
Local Pass Sales	0	0	0	0	0	0	0	0	0	0	0
Return Pass Sales	0	0	0	0	0	0	0	0	0	0	0
Double User Fee (FASTag Lane Violation) (Note-6)	620	58374	40	13532	20	3320	10	7100	0	0	0

Total Non-Tollable Traffic Count Entry Details (Note-2)

Transaction Type	Car/Jeep Count	Bus/Truck Count	LCV Count	MAV (Multi Axle Vehicle Count)	Three Axle Count
1	2	3	5	6	7
Reuse & Exit	4710	555	688	208	0
Exemption & Violation	19317	1121	497	1501	0

Notes

1. Fee for Fastag vehicles passing two toll plazas, is collected at two plazas in few cases and therefore section wise traffic details will not be available at one plaza for same.
2. All Non-tollable traffic could not be recorded/reported due to unavailability of adequate Lanes & systems. Non-Tollable count includes Reuse of daily/return/monthly pass, exit trips, exemption and violations.
3. Reporting (FASTag/Cash/Card) - 12:00:00 AM to 11:59:59 PM.
4. Fastag Collection is net of Acquiring Bank Charges
5. FASTag Debit Adjustment/Chargeback Received from Bank (Net)
6. Double user fee (from cash vehicles entering dedicated Fastag lane) collected from vehicles are reported separately (count and revenue). These are included in vehicle category wise count and revenue.



MONTHLY/DAILY FEE STATEMENT

Project Highway: National Highway NH-48

Day/Month: 21-Mar-2025

Sr. No.	Name of Toll Plaza Location	Chainage
1	Somatne Phata	30+050

Type of Vehicle	For corresponding day/month of previous year 21-Mar-2024		For preceding day/month 20-Mar-2025		For the day/month reported upon 21-Mar-2025		
	No. of Vehicles	Fee collected (in Rs.)	No. of Vehicles	Fee collected (in Rs.)	Fee per Vehicle (in Rs.)	No. of Vehicles	Fee collected (in Rs.)
1	2	3	4	5	6	7	8
A-Car (Note-7)	9934	591245	10891	642265	Note-1	11793	685134
B-LCV	873	97372	999	102277		1016	121917
C-Bus	1292	251337	1482	286051		1460	287350
D-Truck	0	0	0	0		0	0
E-Three-axle vehicle	0	0	0	0		0	0
F-Multi-axle Truck	1808	702317	2372	886373		2360	876464
G-Oversized vehicle	0	0	0	0	0	0	
FASTag Debit Adjustment/ Chargeback Received from Bank (Net) (Note-5)	0	286	0	0	Note-5	0	1005
H- Total	13907	1642557	15744	1916966		16629	1971870

Day/Month wise Opening Balance of Toll Collection & Traffic

Day	21
Month	3
Year	2025
Toll Depositing Bank	State Bank Of India
Bank Account No.	39177623786

Transaction Type	Car/Jeep Count	Total Car/ Jeep Amount (in Rs.)	Bus/Truck Count	Total Bus / Truck Amount (in Rs.)	LCV Count	Total LCV Amount (in Rs.)	MAV (Multi Axle Vehicle Count)	Total MAV (Multi Axle Vehicle) Amount (in Rs.)	Three Axle Count	Three Axle Count Amount (in Rs.)	FASTag Debit Adjustment/ Chargeback Received from Bank (Net)
1	2	3	4	5	8	9	10	11	12	13	Note-5
Single Journey	7053	331714	1084	181654	634	54429	2167	772621	0	0	1005
Monthly Pass Sales	1	720	2	9900	8	19920	0	0	0	0	0
Daily Pass Sales	4099	291882	346	86557	359	45078	187	99582	0	0	0
Local Pass Sales	0	0	0	0	0	0	0	0	0	0	0
Return Pass Sales	0	0	0	0	0	0	0	0	0	0	0
Double User Fee (FASTag Lane Violation) (Note-6)	640	60818	28	9240	15	2490	6	4260	0	0	0

Total Non-Tollable Traffic Count Entry Details (Note-2)

Transaction Type	Car/Jeep Count	Bus/Truck Count	LCV Count	MAV (Multi Axle Vehicle Count)	Three Axle Count
1	2	3	5	6	7
Reuse & Exit	4728	546	674	191	0
Exemption & Violation	18781	1106	329	1485	0

Notes

1. Fee for Fastag vehicles passing two toll plazas, is collected at two plazas in few cases and therefore section wise traffic details will not be available at one plaza for same.
2. All Non-tollable traffic could not be recorded/reported due to unavailability of adequate Lanes & systems. Non-Tollable count includes Reuse of daily/return/monthly pass, exit trips, exemption and violations.
3. Reporting (FASTag/Cash/Card) - 12:00:00 AM to 11:59:59 PM.
4. Fastag Collection is net of Acquiring Bank Charges
5. FASTag Debit Adjustment/Chargeback Received from Bank (Net)
6. Double user fee (from cash vehicles entering dedicated Fastag lane) collected from vehicles are reported separately (count and revenue). These are included in vehicle category wise count and revenue.



MONTHLY/DAILY FEE STATEMENT

Project Highway: National Highway NH-48

Day/Month: 22-Mar-2025

Sr. No.	Name of Toll Plaza Location	Chainage
1	Somatne Phata	30+050

Type of Vehicle	For corresponding day/month of previous year 22-Mar-2024		For preceding day/month 21-Mar-2025		For the day/month reported upon 22-Mar-2025		
	No. of Vehicles	Fee collected (in Rs.)	No. of Vehicles	Fee collected (in Rs.)	Fee per Vehicle (in Rs.)	No. of Vehicles	Fee collected (in Rs.)
1	2	3	4	5	6	7	8
A-Car (Note-7)	10757	630500	11793	685134	Note-1	14135	819325
B-LCV	891	95583	1016	121917		1035	104173
C-Bus	1284	253797	1460	287350		1500	292488
D-Truck	0	0	0	0		0	0
E-Three-axle vehicle	0	0	0	0		0	0
F-Multi-axle Truck	2114	784140	2360	876464		2422	903863
G-Oversized vehicle	0	0	0	0	0	0	
FASTag Debit Adjustment/ Chargeback Received from Bank (Net) (Note-5)	0	979	0	1005	Note-5	0	963
H- Total	15046	1764998	16629	1971870		19092	2120812

Day/Month wise Opening Balance of Toll Collection & Traffic

Day	22
Month	3
Year	2025
Toll Depositing Bank	State Bank Of India
Bank Account No.	39177623786


Transaction Type	Car/Jeep Count	Total Car/ Jeep Amount (in Rs.)	Bus/Truck Count	Total Bus / Truck Amount (in Rs.)	LCV Count	Total LCV Amount (in Rs.)	MAV (Multi Axle Vehicle Count)	Total MAV (Multi Axle Vehicle) Amount (in Rs.)	Three Axle Count	Three Axle Count Amount (in Rs.)	FASTag Debit Adjustment/ Chargeback Received from Bank (Net)
1	2	3	4	5	8	9	10	11	12	13	Note-5
Single Journey	8613	406317	1089	182750	683	58629	2182	775397	0	0	963
Monthly Pass Sales	1	1408	1	4950	0	0	0	0	0	0	0
Daily Pass Sales	4742	337874	386	96868	324	40895	237	126335	0	0	0
Local Pass Sales	0	0	0	0	0	0	0	0	0	0	0
Return Pass Sales	0	0	0	0	0	0	0	0	0	0	0
Double User Fee (FASTag Lane Violation) (Note-6)	779	73726	24	7920	28	4648	3	2130	0	0	0

Total Non-Tollable Traffic Count Entry Details (Note-2)

Transaction Type	Car/Jeep Count	Bus/Truck Count	LCV Count	MAV (Multi Axle Vehicle Count)	Three Axle Count
1	2	3	5	6	7
Reuse & Exit	5272	578	505	245	0
Exemption & Violation	18264	944	398	1462	0

Notes

1. Fee for Fastag vehicles passing two toll plazas, is collected at two plazas in few cases and therefore section wise traffic details will not be available at one plaza for same.
2. All Non-tollable traffic could not be recorded/reported due to unavailability of adequate Lanes & systems. Non-Tollable count includes Reuse of daily/return/monthly pass, exit trips, exemption and violations.
3. Reporting (FASTag/Cash/Card) - 12:00:00 AM to 11:59:59 PM.
4. Fastag Collection is net of Acquiring Bank Charges
5. FASTag Debit Adjustment/Chargeback Received from Bank (Net)
6. Double user fee (from cash vehicles entering dedicated Fastag lane) collected from vehicles are reported separately (count and revenue). These are included in vehicle category wise count and revenue.



MONTHLY/DAILY FEE STATEMENT

Project Highway: National Highway NH-48

Day/Month: 23-Mar-2025

Sr. No.	Name of Toll Plaza Location	Chainage
1	Somatne Phata	30+050

Type of Vehicle	For corresponding day/month of previous year 23-Mar-2024		For preceding day/month 22-Mar-2025		For the day/month reported upon 23-Mar-2025		
	No. of Vehicles	Fee collected (in Rs.)	No. of Vehicles	Fee collected (in Rs.)	Fee per Vehicle (in Rs.)	No. of Vehicles	Fee collected (in Rs.)
1	2	3	4	5	6	7	8
A-Car (Note-7)	13388	779372	14135	819325	Note-1	14448	847021
B-LCV	906	92632	1035	104173		665	64824
C-Bus	1240	240758	1500	292488		1298	249391
D-Truck	0	0	0	0		0	0
E-Three-axle vehicle	0	0	0	0		0	0
F-Multi-axle Truck	2092	756527	2422	903863		2076	760474
G-Oversized vehicle	0	0	0	0	0	0	
FASTag Debit Adjustment/Chargeback Received from Bank (Net) (Note-5)	0	350	0	963	Note-5	0	0
H- Total	17626	1869639	19092	2120812		18487	1921710

Day/Month wise Opening Balance of Toll Collection & Traffic

Day	23
Month	3
Year	2025
Toll Depositing Bank	State Bank Of India
Bank Account No.	39177623786

Transaction Type	Car/Jeep Count	Total Car/ Jeep Amount (in Rs.)	Bus/Truck Count	Total Bus / Truck Amount (in Rs.)	LCV Count	Total LCV Amount (in Rs.)	MAV (Multi Axle Vehicle Count)	Total MAV (Multi Axle Vehicle) Amount (in Rs.)	Three Axle Count	Three Axle Count Amount (in Rs.)	FASTag Debit Adjustment/ Chargeback Received from Bank (Net)
1	2	3	4	5	8	9	10	11	12	13	Note-5
Single Journey	8564	406177	965	161338	473	40419	1965	699865	0	0	0
Monthly Pass Sales	0	0	1	2490	0	0	0	0	0	0	0
Daily Pass Sales	4887	346843	303	75993	184	23077	103	54929	0	0	0
Local Pass Sales	0	0	0	0	0	0	0	0	0	0	0
Return Pass Sales	0	0	0	0	0	0	0	0	0	0	0
Double User Fee (FASTag Lane Violation) (Note-6)	997	94000	29	9570	8	1328	8	5680	0	0	0

Total Non-Tollable Traffic Count Entry Details (Note-2)

Transaction Type	Car/Jeep Count	Bus/Truck Count	LCV Count	MAV (Multi Axle Vehicle Count)	Three Axle Count
1	2	3	5	6	7
Reuse & Exit	5309	454	295	107	0
Exemption & Violation	18582	585	220	611	0

Notes

1. Fee for Fastag vehicles passing two toll plazas, is collected at two plazas in few cases and therefore section wise traffic details will not be available at one plaza for same.
2. All Non-tollable traffic could not be recorded/reported due to unavailability of adequate Lanes & systems. Non-Tollable count includes Reuse of daily/return/monthly pass, exit trips, exemption and violations.
3. Reporting (FASTag/Cash/Card) - 12:00:00 AM to 11:59:59 PM.
4. Fastag Collection is net of Acquiring Bank Charges
5. FASTag Debit Adjustment/Chargeback Received from Bank (Net)
6. Double user fee (from cash vehicles entering dedicated Fastag lane) collected from vehicles are reported separately (count and revenue). These are included in vehicle category wise count and revenue.



MONTHLY/DAILY FEE STATEMENT

Project Highway: National Highway NH-48

Day/Month: 24-Mar-2025

Sr. No.	Name of Toll Plaza Location	Chainage
1	Somatne Phata	30+050

Type of Vehicle	For corresponding day/month of previous year 24-Mar-2024		For preceding day/month 23-Mar-2025		For the day/month reported upon 24-Mar-2025		
	No. of Vehicles	Fee collected (in Rs.)	No. of Vehicles	Fee collected (in Rs.)	Fee per Vehicle (in Rs.)	No. of Vehicles	Fee collected (in Rs.)
1	2	3	4	5	6	7	8
A-Car (Note-7)	11850	699791	14448	847021	Note-1	10729	624606
B-LCV	605	61992	665	64824		974	98066
C-Bus	1054	200460	1298	249391		1377	280711
D-Truck	0	0	0	0		0	0
E-Three-axle vehicle	0	0	0	0		0	0
F-Multi-axle Truck	1642	607850	2076	760474		2193	816720
G-Oversized vehicle	0	0	0	0	0	0	
FASTag Debit Adjustment/ Chargeback Received from Bank (Net) (Note-5)	0	0	0	0	Note-5	0	3101
H- Total	15151	1570093	18487	1921710		15273	1823203

Day/Month wise Opening Balance of Toll Collection & Traffic


Day	24
Month	3
Year	2025
Toll Depositing Bank	State Bank Of India
Bank Account No.	39177623786

Transaction Type	Car/Jeep Count	Total Car/ Jeep Amount (in Rs.)	Bus/Truck Count	Total Bus / Truck Amount (in Rs.)	LCV Count	Total LCV Amount (in Rs.)	MAV (Multi Axle Vehicle Count)	Total MAV (Multi Axle Vehicle) Amount (in Rs.)	Three Axle Count	Three Axle Count Amount (in Rs.)	FASTag Debit Adjustment/ Chargeback Received from Bank (Net)
1	2	3	4	5	8	9	10	11	12	13	Note-5
Single Journey	6353	298012	1006	167312	607	51075	2010	716944	0	0	3101
Monthly Pass Sales	0	0	5	19830	0	0	0	0	0	0	0
Daily Pass Sales	3749	267251	341	85319	352	44501	173	92676	0	0	0
Local Pass Sales	0	0	0	0	0	0	0	0	0	0	0
Return Pass Sales	0	0	0	0	0	0	0	0	0	0	0
Double User Fee (FASTag Lane Violation) (Note-6)	627	59344	25	8250	15	2490	10	7100	0	0	0

Total Non-Tollable Traffic Count Entry Details (Note-2)						
Transaction Type	Car/Jeep Count	Bus/Truck Count	LCV Count	MAV (Multi Axle Vehicle Count)	Three Axle Count	
1	2	3	5	6	7	
Reuse & Exit	4360	531	660	171	0	
Exemption & Violation	19572	1088	436	1453	0	

Notes

1. Fee for Fastag vehicles passing two toll plazas, is collected at two plazas in few cases and therefore section wise traffic details will not be available at one plaza for same.
2. All Non-tollable traffic could not be recorded/reported due to unavailability of adequate Lanes & systems. Non-Tollable count includes Reuse of daily/return/monthly pass, exit trips, exemption and violations.
3. Reporting (FASTag/Cash/Card) - 12:00:00 AM to 11:59:59 PM.
4. Fastag Collection is net of Acquiring Bank Charges
5. FASTag Debit Adjustment/Chargeback Received from Bank (Net)
6. Double user fee (from cash vehicles entering dedicated Fastag lane) collected from vehicles are reported separately (count and revenue). These are included in vehicle category wise count and revenue.



MONTHLY/DAILY FEE STATEMENT

Project Highway: National Highway NH-48

Day/Month: 25-Mar-2025

Sr. No.	Name of Toll Plaza Location	Chainage
1	Somatne Phata	30+050

Type of Vehicle	For corresponding day/month of previous year 25-Mar-2024		For preceding day/month 24-Mar-2025		For the day/month reported upon 25-Mar-2025		
	No. of Vehicles	Fee collected (in Rs.)	No. of Vehicles	Fee collected (in Rs.)	Fee per Vehicle (in Rs.)	No. of Vehicles	Fee collected (in Rs.)
1	2	3	4	5	6	7	8
A-Car (Note-7)	10294	609721	10729	624606	Note-1	10723	637279
B-LCV	453	45264	974	98066		980	102522
C-Bus	745	143809	1377	280711		1461	281531
D-Truck	0	0	0	0		0	0
E-Three-axle vehicle	0	0	0	0		0	0
F-Multi-axle Truck	1234	457747	2193	816720		2226	852785
G-Oversized vehicle	0	0	0	0	0	0	
FASTag Debit Adjustment/ Chargeback Received from Bank (Net) (Note-5)	0	0	0	3101	Note-5	0	1188
H- Total	12726	1256542	15273	1823203		15390	1875305

Day/Month wise Opening Balance of Toll Collection & Traffic

Day	25
Month	3
Year	2025
Toll Depositing Bank	State Bank Of India
Bank Account No.	39177623786

Transaction Type	Car/Jeep Count	Total Car/ Jeep Amount (in Rs.)	Bus/Truck Count	Total Bus / Truck Amount (in Rs.)	LCV Count	Total LCV Amount (in Rs.)	MAV (Multi Axle Vehicle Count)	Total MAV (Multi Axle Vehicle) Amount (in Rs.)	Three Axle Count	Three Axle Count Amount (in Rs.)	FASTag Debit Adjustment/ Chargeback Received from Bank (Net) Note-5
1	2	3	4	5	8	9	10	11	12	13	
Single Journey	5956	280558	1071	179446	611	52623	2061	734345	0	0	1188
Monthly Pass Sales	4	2849	1	2490	1	2490	0	29480	0	0	0
Daily Pass Sales	4137	295028	355	88375	353	44919	159	84701	0	0	0
Local Pass Sales	0	0	0	0	0	0	0	0	0	0	0
Return Pass Sales	0	0	0	0	0	0	0	0	0	0	0
Double User Fee (FASTag Lane Violation) (Note-6)	626	58844	34	11220	15	2490	6	4260	0	0	0

Total Non-Tollable Traffic Count Entry Details (Note-2)

Transaction Type	Car/Jeep Count	Bus/Truck Count	LCV Count	MAV (Multi Axle Vehicle Count)	Three Axle Count
1	2	3	5	6	7
Reuse & Exit	4754	556	684	160	0
Exemption & Violation	18532	1077	406	1419	0

Notes

1. Fee for Fastag vehicles passing two toll plazas, is collected at two plazas in few cases and therefore section wise traffic details will not be available at one plaza for same.
2. All Non-tollable traffic could not be recorded/reported due to unavailability of adequate Lanes & systems. Non-Tollable count includes Reuse of daily/return/monthly pass, exit trips, exemption and violations.
3. Reporting (FASTag/Cash/Card) - 12:00:00 AM to 11:59:59 PM.
4. Fastag Collection is net of Acquiring Bank Charges
5. FASTag Debit Adjustment/Chargeback Received from Bank (Net)
6. Double user fee (from cash vehicles entering dedicated Fastag lane) collected from vehicles are reported separately (count and revenue). These are included in vehicle category wise count and revenue.



MONTHLY/DAILY FEE STATEMENT

Project Highway: National Highway NH-48

Day/Month: 26-Mar-2025

Sr. No.	Name of Toll Plaza Location	Chainage
1	Somatne Phata	30+050

Type of Vehicle	For corresponding day/month of previous year 26-Mar-2024		For preceding day/month 25-Mar-2025		For the day/month reported upon 26-Mar-2025		
	No. of Vehicles	Fee collected (in Rs.)	No. of Vehicles	Fee collected (in Rs.)	Fee per Vehicle (in Rs.)	No. of Vehicles	Fee collected (in Rs.)
1	2	3	4	5	6	7	8
A-Car (Note-7)	9850	587440	10723	637279	Note-1	11119	657700
B-LCV	782	88600	980	102522		1061	107128
C-Bus	1179	233914	1461	281531		1558	295991
D-Truck	0	0	0	0		0	0
E-Three-axle vehicle	0	0	0	0		0	0
F-Multi-axle Truck	1544	572851	2226	852785		2334	869869
G-Oversized vehicle	0	0	0	0	0	0	
FASTag Debit Adjustment/ Chargeback Received from Bank (Net) (Note-5)	0	0	0	1188	Note-5	0	1011
H- Total	13355	1482805	15390	1875305		16072	1931699

Day/Month wise Opening Balance of Toll Collection & Traffic

Day	26
Month	3
Year	2025
Toll Depositing Bank	State Bank Of India
Bank Account No.	39177623786

Transaction Type	Car/Jeep Count	Total Car/ Jeep Amount (in Rs.)	Bus/Truck Count	Total Bus / Truck Amount (in Rs.)	LCV Count	Total LCV Amount (in Rs.)	MAV (Multi Axle Vehicle Count)	Total MAV (Multi Axle Vehicle) Amount (in Rs.)	Three Axle Count	Three Axle Count Amount (in Rs.)	FASTag Debit Adjustment/ Chargeback Received from Bank (Net)
1	2	3	4	5	8	9	10	11	12	13	Note-5
Single Journey	6316	298165	1149	191615	690	59014	2125	757341	0	0	1011
Monthly Pass Sales	2	2128	0	0	0	0	0	0	0	0	0
Daily Pass Sales	4157	296435	386	96786	341	43134	202	107558	0	0	0
Local Pass Sales	0	0	0	0	0	0	0	0	0	0	0
Return Pass Sales	0	0	0	0	0	0	0	0	0	0	0
Double User Fee (FASTag Lane Violation) (Note-6)	644	60972	23	7590	30	4980	7	4970	0	0	0

Total Non-Tollable Traffic Count Entry Details (Note-2)						
Transaction Type	Car/Jeep Count	Bus/Truck Count	LCV Count	MAV (Multi Axle Vehicle Count)	Three Axle Count	
1	2	3	5	6	7	
Reuse & Exit	4821	614	663	204	0	
Exemption & Violation	18707	1010	401	1567	0	

Notes

1. Fee for Fastag vehicles passing two toll plazas, is collected at two plazas in few cases and therefore section wise traffic details will not be available at one plaza for same.
2. All Non-tollable traffic could not be recorded/reported due to unavailability of adequate Lanes & systems. Non-Tollable count includes Reuse of daily/return/monthly pass, exit trips, exemption and violations.
3. Reporting (FASTag/Cash/Card) - 12:00:00 AM to 11:59:59 PM.
4. Fastag Collection is net of Acquiring Bank Charges
5. FASTag Debit Adjustment/Chargeback Received from Bank (Net)
6. Double user fee (from cash vehicles entering dedicated Fastag lane) collected from vehicles are reported separately (count and revenue). These are included in vehicle category wise count and revenue.



MONTHLY/DAILY FEE STATEMENT

Project Highway: National Highway NH-48

Day/Month: 27-Mar-2025

Sr. No.	Name of Toll Plaza Location	Chainage
1	Somatne Phata	30+050

Type of Vehicle	For corresponding day/month of previous year 27-Mar-2024		For preceding day/month 26-Mar-2025		For the day/month reported upon 27-Mar-2025		
	No. of Vehicles	Fee collected (in Rs.)	No. of Vehicles	Fee collected (in Rs.)	Fee per Vehicle (in Rs.)	No. of Vehicles	Fee collected (in Rs.)
1	2	3	4	5	6	7	8
A-Car (Note-7)	10329	614653	11119	657700	Note-1	10989	651219
B-LCV	970	112458	1061	107128		1082	109273
C-Bus	1383	284005	1558	295991		1501	301386
D-Truck	0	0	0	0		0	0
E-Three-axle vehicle	0	0	0	0		0	0
F-Multi-axle Truck	1863	704364	2334	869869		2488	917189
G-Oversized vehicle	0	0	0	0		0	0
FASTag Debit Adjustment/ Chargeback Received from Bank (Net) (Note-5)	0	1947	0	1011	Note-5	0	0
H- Total	14545	1717426	16072	1931699		16060	1979068

Day/Month wise Opening Balance of Toll Collection & Traffic


Day	27
Month	3
Year	2025
Toll Depositing Bank	State Bank Of India
Bank Account No.	39177623786

Transaction Type	Car/Jeep Count	Total Car/ Jeep Amount (in Rs.)	Bus/Truck Count	Total Bus / Truck Amount (in Rs.)	LCV Count	Total LCV Amount (in Rs.)	MAV (Multi Axle Vehicle Count)	Total MAV (Multi Axle Vehicle) Amount (in Rs.)	Three Axle Count	Three Axle Count Amount (in Rs.)	FASTag Debit Adjustment/ Chargeback Received from Bank (Net)
1	2	3	4	5	8	9	10	11	12	13	Note-5
Single Journey	6119	287939	1078	179724	711	60781	2303	818216	0	0	0
Monthly Pass Sales	2	1079	3	14850	0	0	0	0	0	0	0
Daily Pass Sales	4240	302793	399	99882	343	43844	181	96133	0	0	0
Local Pass Sales	0	0	0	0	0	0	0	0	0	0	0
Return Pass Sales	0	0	0	0	0	0	0	0	0	0	0
Double User Fee (FASTag Lane Violation) (Note-6)	628	59408	21	6930	28	4648	4	2840	0	0	0

Total Non-Tollable Traffic Count Entry Details (Note-2)					
Transaction Type	Car/Jeep Count	Bus/Truck Count	LCV Count	MAV (Multi Axle Vehicle Count)	Three Axle Count
1	2	3	5	6	7
Reuse & Exit	4929	609	653	194	0
Exemption & Violation	18794	1040	397	1564	0

Notes

1. Fee for Fastag vehicles passing two toll plazas, is collected at two plazas in few cases and therefore section wise traffic details will not be available at one plaza for same.
2. All Non-tollable traffic could not be recorded/reported due to unavailability of adequate Lanes & systems. Non-Tollable count includes Reuse of daily/return/monthly pass, exit trips, exemption and violations.
3. Reporting (FASTag/Cash/Card) - 12:00:00 AM to 11:59:59 PM.
4. Fastag Collection is net of Acquiring Bank Charges
5. FASTag Debit Adjustment/Chargeback Received from Bank (Net)
6. Double user fee (from cash vehicles entering dedicated Fastag lane) collected from vehicles are reported separately (count and revenue). These are included in vehicle category wise count and revenue.



MONTHLY/DAILY FEE STATEMENT

Project Highway: National Highway NH-48

Day/Month: 28-Mar-2025

Sr. No.	Name of Toll Plaza Location	Chainage
1	Somatne Phata	30+050

Type of Vehicle	For corresponding day/month of previous year 28-Mar-2024		For preceding day/month 27-Mar-2025		For the day/month reported upon 28-Mar-2025		
	No. of Vehicles	Fee collected (in Rs.)	No. of Vehicles	Fee collected (in Rs.)	Fee per Vehicle (in Rs.)	No. of Vehicles	Fee collected (in Rs.)
1	2	3	4	5	6	7	8
A-Car (Note-7)	9907	589026	10989	651219	Note-1	11703	687472
B-LCV	870	103031	1082	109273		1130	204991
C-Bus	1340	258918	1501	301386		1518	285100
D-Truck	0	0	0	0		0	0
E-Three-axle vehicle	0	0	0	0		0	0
F-Multi-axle Truck	1798	673025	2488	917189		2492	923133
G-Oversized vehicle	0	0	0	0	0	0	
FASTag Debit Adjustment/ Chargeback Received from Bank (Net) (Note-5)	0	560	0	0	Note-5	0	2091
H- Total	13915	1624561	16060	1979068		16843	2102789

Day/Month wise Opening Balance of Toll Collection & Traffic

Day	28
Month	3
Year	2025
Toll Depositing Bank	State Bank Of India
Bank Account No.	39177623786


Transaction Type	Car/Jeep Count	Total Car/ Jeep Amount (in Rs.)	Bus/Truck Count	Total Bus / Truck Amount (in Rs.)	LCV Count	Total LCV Amount (in Rs.)	MAV (Multi Axle Vehicle Count)	Total MAV (Multi Axle Vehicle) Amount (in Rs.)	Three Axle Count	Three Axle Count Amount (in Rs.)	FASTag Debit Adjustment/ Chargeback Received from Bank (Net)
1	2	3	4	5	8	9	10	11	12	13	Note-5
Single Journey	6830	321780	1147	190624	701	60064	2283	810249	0	0	2091
Monthly Pass Sales	2	2815	0	0	38	94453	0	0	0	0	0
Daily Pass Sales	4207	299932	351	87876	364	45992	202	107914	0	0	0
Local Pass Sales	0	0	0	0	0	0	0	0	0	0	0
Return Pass Sales	0	0	0	0	0	0	0	0	0	0	0
Double User Fee (FASTag Lane Violation) (Note-6)	664	62946	20	6600	27	4482	7	4970	0	0	0

Total Non-Tollable Traffic Count Entry Details (Note-2)

Transaction Type	Car/Jeep Count	Bus/Truck Count	LCV Count	MAV (Multi Axle Vehicle Count)	Three Axle Count
1	2	3	5	6	7
Reuse & Exit	4837	556	681	205	0
Exemption & Violation	19325	996	334	1429	0

Notes

- Fee for Fastag vehicles passing two toll plazas, is collected at two plazas in few cases and therefore section wise traffic details will not be available at one plaza for same.
- All Non-tollable traffic could not be recorded/reported due to unavailability of adequate Lanes & systems. Non-Tollable count includes Reuse of daily/return/monthly pass, exit trips, exemption and violations.
- Reporting (FASTag/Cash/Card) - 12:00:00 AM to 11:59:59 PM.
- Fastag Collection is net of Acquiring Bank Charges
- FASTag Debit Adjustment/Chargeback Received from Bank (Net)
- Double user fee (from cash vehicles entering dedicated Fastag lane) collected from vehicles are reported separately (count and revenue). These are included in vehicle category wise count and revenue.



MONTHLY/DAILY FEE STATEMENT

Project Highway: National Highway NH-48

Day/Month: 29-Mar-2025

Sr. No.	Name of Toll Plaza Location	Chainage
1	Somatne Phata	30+050

Type of Vehicle	For corresponding day/month of previous year 29-Mar-2024		For preceding day/month 28-Mar-2025		For the day/month reported upon 29-Mar-2025		
	No. of Vehicles	Fee collected (in Rs.)	No. of Vehicles	Fee collected (in Rs.)	Fee per Vehicle (in Rs.)	No. of Vehicles	Fee collected (in Rs.)
1	2	3	4	5	6	7	8
A-Car (Note-7)	11996	704937	11703	687472	Note-1	12776	755807
B-LCV	949	98280	1130	204991		1010	143899
C-Bus	1285	246403	1518	285100		1549	376861
D-Truck	0	0	0	0		0	0
E-Three-axle vehicle	0	0	0	0		0	0
F-Multi-axle Truck	1953	758786	2492	923133		2503	929275
G-Oversized vehicle	0	0	0	0	0	0	
FASTag Debit Adjustment/ Chargeback Received from Bank (Net) (Note-5)	0	0	0	2091	Note-5	0	574
H- Total	16183	1808406	16843	2102789		17838	2206416

Day/Month wise Opening Balance of Toll Collection & Traffic

Day	29
Month	3
Year	2025
Toll Depositing Bank	State Bank Of India
Bank Account No.	39177623786

Transaction Type	Car/Jeep Count	Total Car/ Jeep Amount (in Rs.)	Bus/Truck Count	Total Bus / Truck Amount (in Rs.)	LCV Count	Total LCV Amount (in Rs.)	MAV (Multi Axle Vehicle Count)	Total MAV (Multi Axle Vehicle) Amount (in Rs.)	Three Axle Count	Three Axle Count Amount (in Rs.)	FASTag Debit Adjustment/ Chargeback Received from Bank (Net)
1	2	3	4	5	8	9	10	11	12	13	Note-5
Single Journey	7648	361235	1125	187742	668	57554	2298	818341	0	0	574
Monthly Pass Sales	10	11981	17	84001	18	44741	0	0	0	0	0
Daily Pass Sales	4371	311967	369	92578	305	38450	195	103835	0	0	0
Local Pass Sales	0	0	0	0	0	0	0	0	0	0	0
Return Pass Sales	0	0	0	0	0	0	0	0	0	0	0
Double User Fee (FASTag Lane Violation) (Note-6)	747	70624	38	12540	19	3154	10	7100	0	0	0

Total Non-Tollable Traffic Count Entry Details (Note-2)

Transaction Type	Car/Jeep Count	Bus/Truck Count	LCV Count	MAV (Multi Axle Vehicle Count)	Three Axle Count
1	2	3	5	6	7
Reuse & Exit	4974	560	495	210	0
Exemption & Violation	18094	840	369	1488	0

Notes

- Fee for Fastag vehicles passing two toll plazas, is collected at two plazas in few cases and therefore section wise traffic details will not be available at one plaza for same.
- All Non-tollable traffic could not be recorded/reported due to unavailability of adequate Lanes & systems. Non-Tollable count includes Reuse of daily/return/monthly pass, exit trips, exemption and violations.
- Reporting (FASTag/Cash/Card) - 12:00:00 AM to 11:59:59 PM.
- Fastag Collection is net of Acquiring Bank Charges
- FASTag Debit Adjustment/Chargeback Received from Bank (Net)
- Double user fee (from cash vehicles entering dedicated Fastag lane) collected from vehicles are reported separately (count and revenue). These are included in vehicle category wise count and revenue.



MONTHLY/DAILY FEE STATEMENT

Project Highway: National Highway NH-48

Day/Month: 30-Mar-2025

Sr. No.	Name of Toll Plaza Location	Chainage
1	Somatne Phata	30+050

Type of Vehicle	For corresponding day/month of previous year 30-Mar-2024		For preceding day/month 29-Mar-2025		For the day/month reported upon 30-Mar-2025		
	No. of Vehicles	Fee collected (in Rs.)	No. of Vehicles	Fee collected (in Rs.)	Fee per Vehicle (in Rs.)	No. of Vehicles	Fee collected (in Rs.)
1	2	3	4	5	6	7	8
A-Car (Note-7)	13192	785253	12776	755807	Note-1	12205	719357
B-LCV	927	97604	1010	143899		648	63589
C-Bus	1267	245281	1549	376861		1150	217482
D-Truck	0	0	0	0		0	0
E-Three-axle vehicle	0	0	0	0		0	0
F-Multi-axle Truck	1984	762242	2503	929275		2404	1038668
G-Oversized vehicle	0	0	0	0		0	0
FASTag Debit Adjustment/ Chargeback Received from Bank (Net) (Note-5)	0	1552	0	574	Note-5	0	0
H- Total	17370	1891932	17838	2206416		16407	2039096

Day/Month wise Opening Balance of Toll Collection & Traffic

Day	30
Month	3
Year	2025
Toll Depositing Bank	State Bank Of India
Bank Account No.	39177623786


Transaction Type	Car/Jeep Count	Total Car/ Jeep Amount (in Rs.)	Bus/Truck Count	Total Bus / Truck Amount (in Rs.)	LCV Count	Total LCV Amount (in Rs.)	MAV (Multi Axle Vehicle Count)	Total MAV (Multi Axle Vehicle) Amount (in Rs.)	Three Axle Count	Three Axle Count Amount (in Rs.)	FASTag Debit Adjustment/ Chargeback Received from Bank (Net)
1	2	3	4	5	8	9	10	11	12	13	Note-5
Single Journey	7276	344765	872	146111	468	40508	1978	702985	0	0	0
Monthly Pass Sales	5	4612	0	0	0	0	306	271000	0	0	0
Daily Pass Sales	4048	287013	257	64442	169	21255	117	62553	0	0	0
Local Pass Sales	0	0	0	0	0	0	0	0	0	0	0
Return Pass Sales	0	0	0	0	0	0	0	0	0	0	0
Double User Fee (FASTag Lane Violation) (Note-6)	876	82968	21	6930	11	1826	3	2130	0	0	0

Total Non-Tollable Traffic Count Entry Details (Note-2)

Transaction Type	Car/Jeep Count	Bus/Truck Count	LCV Count	MAV (Multi Axle Vehicle Count)	Three Axle Count
1	2	3	5	6	7
Reuse & Exit	4419	383	249	117	0
Exemption & Violation	17306	517	177	762	0

Notes

1. Fee for Fastag vehicles passing two toll plazas, is collected at two plazas in few cases and therefore section wise traffic details will not be available at one plaza for same.
2. All Non-tollable traffic could not be recorded/reported due to unavailability of adequate Lanes & systems. Non-Tollable count includes Reuse of daily/return/monthly pass, exit trips, exemption and violations.
3. Reporting (FASTag/Cash/Card) - 12:00:00 AM to 11:59:59 PM.
4. Fastag Collection is net of Acquiring Bank Charges
5. FASTag Debit Adjustment/Chargeback Received from Bank (Net)
6. Double user fee (from cash vehicles entering dedicated Fastag lane) collected from vehicles are reported separately (count and revenue). These are included in vehicle category wise count and revenue.



MONTHLY/DAILY FEE STATEMENT

Project Highway: National Highway NH-48

Day/Month: 31-Mar-2025

Sr. No.	Name of Toll Plaza Location	Chainage
1	Somatne Phata	30+050

Type of Vehicle	For corresponding day/month of previous year 31-Mar-2024		For preceding day/month 30-Mar-2025		For the day/month reported upon 31-Mar-2025		
	No. of Vehicles	Fee collected (in Rs.)	No. of Vehicles	Fee collected (in Rs.)	Fee per Vehicle (in Rs.)	No. of Vehicles	Fee collected (in Rs.)
1	2	3	4	5	6	7	8
A-Car (Note-7)	13539	813452	12205	719357	Note-1	12222	739950
B-LCV	655	72791	648	63589		757	81229
C-Bus	1101	296267	1150	217482		1139	237633
D-Truck	0	0	0	0		0	0
E-Three-axle vehicle	0	0	0	0		0	0
F-Multi-axle Truck	1704	629895	2404	1038668		1862	692781
G-Oversized vehicle	0	0	0	0		0	0
FASTag Debit Adjustment/ Chargeback Received from Bank (Net) (Note-5)	0	915	0	0	Note-5	0	0
H- Total	16999	1813320	16407	2039096		15980	1751594

Day/Month wise Opening Balance of Toll Collection & Traffic

Day	31
Month	3
Year	2025
Toll Depositing Bank	State Bank Of India
Bank Account No.	39177623786


Transaction Type	Car/Jeep Count	Total Car/ Jeep Amount (in Rs.)	Bus/Truck Count	Total Bus / Truck Amount (in Rs.)	LCV Count	Total LCV Amount (in Rs.)	MAV (Multi Axle Vehicle Count)	Total MAV (Multi Axle Vehicle) Amount (in Rs.)	Three Axle Count	Three Axle Count Amount (in Rs.)	FASTag Debit Adjustment/ Chargeback Received from Bank (Net)
1	2	3	4	5	8	9	10	11	12	13	Note-5
Single Journey	6984	326634	773	128661	468	39837	1695	602934	0	0	0
Monthly Pass Sales	23	23987	3	14824	2	4971	0	0	0	0	0
Daily Pass Sales	4434	315727	339	85233	276	34595	162	86297	0	0	0
Local Pass Sales	0	0	0	0	0	0	0	0	0	0	0
Return Pass Sales	0	0	0	0	0	0	0	0	0	0	0
Double User Fee (FASTag Lane Violation) (Note-6)	781	73602	24	8916	11	1826	5	3550	0	0	0

Total Non-Tollable Traffic Count Entry Details (Note-2)

Transaction Type	Car/Jeep Count	Bus/Truck Count	LCV Count	MAV (Multi Axle Vehicle Count)	Three Axle Count
1	2	3	5	6	7
Reuse & Exit	5033	519	511	163	0
Exemption & Violation	17973	743	291	825	0

Notes

1. Fee for Fastag vehicles passing two toll plazas, is collected at two plazas in few cases and therefore section wise traffic details will not be available at one plaza for same.
2. All Non-tollable traffic could not be recorded/reported due to unavailability of adequate Lanes & systems. Non-Tollable count includes Reuse of daily/return/monthly pass, exit trips, exemption and violations.
3. Reporting (FASTag/Cash/Card) - 12:00:00 AM to 11:59:59 PM.
4. Fastag Collection is net of Acquiring Bank Charges
5. FASTag Debit Adjustment/Chargeback Received from Bank (Net)
6. Double user fee (from cash vehicles entering dedicated Fastag lane) collected from vehicles are reported separately (count and revenue). These are included in vehicle category wise count and revenue.



MONTHLY/DAILY FEE STATEMENT

Project Highway: National Highway NH-48

Day/Month: 01-Mar-2025

Sr. No.	Name of Toll Plaza Location	Chainage
National Highway NH-48 (from Km. 20+400 to 131+200)		
1	Varsoli	60+050

Type of Vehicle	For corresponding day/month of previous year 1-Mar-2024		For preceding day/month 28-Feb-2025		For the day/month reported upon 1-Mar-2025		
	No. of Vehicles	Fee collected (in lakh Rs.)	No. of Vehicles	Fee collected (in lakh Rs.)	Fee per Vehicle (in Rs.)	No. of Vehicles	Fee collected (in lakh Rs.)
1	2	3	4	5	6	7	8
A-Car (Note-7)	7338	438813	7503	442293	Note-1	9732	575260
B-LCV	1234	125786	1311	126235		1439	140921
C-Bus	1502	279709	1589	296305		1614	305730
D-Truck	0	0	0	0		0	0
E-Three-axle vehicle	0	0	0	0		0	0
F-Multi-axle Truck	3546	1327787	3851	1478177		3634	1366979
G-Oversized vehicle	0	0	0	0	0	0	
FASTag Debit Adjustment/ Chargeback Received from Bank (Net) (Note-5)	0	505	0	6450	Note-5	0	1979
H- Total	13620	2172600	14254	2349459		16419	2390869

Day/Month wise Opening Balance of Toll Collection & Traffic

Day	1
Month	3
Year	2025
Toll Depositing Bank	State Bank Of India
Bank Account No.	39177623786

Transaction Type	Car/Jeep Count	Total Car/ Jeep Amount (in Rs.)	Bus/Truck Count	Total Bus / Truck Amount (in Rs.)	LCV Count	Total LCV Amount (in Rs.)	MAV (Multi Axle Vehicle Count)	Total MAV (Multi Axle Vehicle) Amount (in Rs.)	Three Axle Count	Three Axle Count Amount (in Rs.)	FASTag Debit Adjustment/ Chargeback Received from Bank (Net)
1	2	3	4	5	8	9	10	11	12	13	Note-5
Single Journey	6055	285693	1229	203582	1013	84490	3189	1130688	0	0	1979
Monthly Pass Sales	6	10571	1	4941	1	2486	0	0	0	0	0
Daily Pass Sales	2818	198407	358	88627	401	49962	439	232031	0	0	0
Local Pass Sales	0	0	0	0	0	0	0	0	0	0	0
Return Pass Sales	0	0	0	0	0	0	0	0	0	0	0
Double User Fee (FASTag Lane Violation) (Note-6)	853	80588	26	8580	24	3984	6	4260	0	0	0

Total Non-Tollable Traffic Count Entry Details (Note-2)					
Transaction Type	Car/Jeep Count	Bus/Truck Count	LCV Count	MAV (Multi Axle Vehicle Count)	Three Axle Count
1	2	3	5	6	7
Reuse & Exit	3154	378	431	442	0
Exemption & Violation	5571	273	111	310	0



Notes

1. Fee for Fastag vehicles passing two toll plazas, is collected at two plazas in few cases and therefore section wise traffic details will not be available at one plaza for same.
2. All Non-tollable traffic could not be recorded/reported due to unavailability of adequate Lanes & systems. Non-Tollable count includes Reuse of daily/return/monthly pass, exit trips, exemption and violations.
3. Reporting (FASTag/Cash/Card) - 12:00:00 AM to 11:59:59 PM.
4. Fastag Collection is net of Acquiring Bank Charges
5. FASTag Debit Adjustment/Chargeback Received from Bank (Net)
6. Double user fee (from cash vehicles entering dedicated Fastag lane) collected from vehicles are reported separately (count and revenue). These are included in vehicle category wise count and revenue.

MONTHLY/DAILY FEE STATEMENT

Project Highway: National Highway NH-48

Day/Month: 02-Mar-2025

Sr. No.	Name of Toll Plaza Location	Chainage
National Highway NH-48 (from Km. 20+400 to 131+200)		
1	Varsoli	60+050

Type of Vehicle	For corresponding day/month of previous year 2-Mar-2024		For preceding day/month 1-Mar-2025		For the day/month reported upon 2-Mar-2025		
	No. of Vehicles	Fee collected (in lakh Rs.)	No. of Vehicles	Fee collected (in lakh Rs.)	Fee per Vehicle (in Rs.)	No. of Vehicles	Fee collected (in lakh Rs.)
1	2	3	4	5	6	7	8
A –Car (Note-7)	9115	531663	9732	575260	Note-1	10224	604168
B –LCV	1170	115400	1439	140921		888	85428
C- Bus	1451	271511	1614	305730		1242	228536
D –Truck	0	0	0	0		0	0
E -Three-axle vehicle	0	0	0	0		0	0
F -Multi-axle Truck	3169	1201527	3634	1366979		2912	1070104
G -Oversized vehicle	0	0	0	0		0	0
FASTag Debit Adjustment/ Chargeback Received from Bank (Net) (Note-5)	0	652	0	1979	Note-5	0	-47
H- Total	14905	2120754	16419	2390869		15266	1988190

Day/Month wise Opening Balance of Toll Collection & Traffic

Day	2
Month	3
Year	2025
Toll Depositing Bank	State Bank Of India
Bank Account No.	39177623786

Transaction Type	Car/Jeep Count	Total Car/ Jeep Amount (in Rs.)	Bus/Truck Count	Total Bus / Truck Amount (in Rs.)	LCV Count	Total LCV Amount (in Rs.)	MAV (Multi Axle Vehicle Count)	Total MAV (Multi Axle Vehicle) Amount (in Rs.)	Three Axle Count	Three Axle Count Amount (in Rs.)	FASTag Debit Adjustment/ Chargeback Received from Bank (Net) Note-5
1	2	3	4	5	8	9	10	11	12	13	
Single Journey	6050	285084	985	162770	675	56261	2705	958995	0	0	-47
Monthly Pass Sales	0	0	0	0	1	2486	0	0	0	0	0
Daily Pass Sales	3121	219821	232	57516	205	25519	198	104719	0	0	0
Local Pass Sales	0	0	0	0	0	0	0	0	0	0	0
Return Pass Sales	0	0	0	0	0	0	0	0	0	0	0
Double User Fee (FASTag Lane Violation) (Note-6)	1053	99264	25	8250	7	1162	9	6390	0	0	0

Total Non-Tollable Traffic Count Entry Details (Note-2)						
Transaction Type	Car/Jeep Count	Bus/Truck Count	LCV Count	MAV (Multi Axle Vehicle Count)	Three Axle Count	
1	2	3	5	6	7	
Reuse & Exit	3382	246	229	200	0	
Exemption & Violation	5971	218	88	204	0	

Notes

- Fee for Fastag vehicles passing two toll plazas, is collected at two plazas in few cases and therefore section wise traffic details will not be available at one plaza for same.
- All Non-tollable traffic could not be recorded/reported due to unavailability of adequate Lanes & systems. Non-Tollable count includes Reuse of daily/return/monthly pass, exit trips, exemption and violations.
- Reporting (FASTag/Cash/Card) - 12:00:00 AM to 11:59:59 PM.
- Fastag Collection is net of Acquiring Bank Charges
- FASTag Debit Adjustment/Chargeback Received from Bank (Net)
- Double user fee (from cash vehicles entering dedicated Fastag lane) collected from vehicles are reported separately (count and revenue). These are included in vehicle category wise count and revenue.



MONTHLY/DAILY FEE STATEMENT

Project Highway: National Highway NH-48

Day/Month: 03-Mar-2025

Sr. No.	Name of Toll Plaza Location	Chainage
National Highway NH-48 (from Km. 20+400 to 131+200)		
1	Varsoli	60+050

Type of Vehicle	For corresponding day/month of previous year 3-Mar-2024		For preceding day/month 2-Mar-2025		For the day/month reported upon 3-Mar-2025		
	No. of Vehicles	Fee collected (in lakh Rs.)	No. of Vehicles	Fee collected (in lakh Rs.)	Fee per Vehicle (in Rs.)	No. of Vehicles	Fee collected (in lakh Rs.)
1	2	3	4	5	6	7	8
A-Car (Note-7)	10524	633421	10224	604168	Note-1	6383	373068
B-LCV	806	77669	888	85428		1040	100842
C-Bus	1140	208274	1242	228536		1242	231430
D-Truck	0	0	0	0		0	0
E-Three-axle vehicle	0	0	0	0		0	0
F-Multi-axle Truck	2549	942626	2912	1070104		2883	1089092
G-Oversized vehicle	0	0	0	0		0	0
FASTag Debit Adjustment/ Chargeback Received from Bank (Net) (Note-5)	0	-36	0	-47	Note-5	0	0
H- Total	15019	1861954	15266	1988190		11548	1794431

Day/Month wise Opening Balance of Toll Collection & Traffic

Day	3
Month	3
Year	2025
Toll Depositing Bank	State Bank Of India
Bank Account No.	39177623786

Transaction Type	Car/Jeep Count	Total Car/ Jeep Amount (in Rs.)	Bus/Truck Count	Total Bus / Truck Amount (in Rs.)	LCV Count	Total LCV Amount (in Rs.)	MAV (Multi Axle Vehicle Count)	Total MAV (Multi Axle Vehicle) Amount (in Rs.)	Three Axle Count	Three Axle Count Amount (in Rs.)	FASTag Debit Adjustment/ Chargeback Received from Bank (Net) Note-5
1	2	3	4	5	8	9	10	11	12	13	
Single Journey	3939	185976	936	154935	711	59412	2510	890542	0	0	0
Monthly Pass Sales	3	2489	0	0	0	0	0	0	0	0	0
Daily Pass Sales	1911	134689	298	73855	322	40102	367	194290	0	0	0
Local Pass Sales	0	0	0	0	0	0	0	0	0	0	0
Return Pass Sales	0	0	0	0	0	0	0	0	0	0	0
Double User Fee (FASTag Lane Violation) (Note-6)	530	49914	8	2640	7	1328	6	4260	0	0	0

Total Non-Tollable Traffic Count Entry Details (Note-2)					
Transaction Type	Car/Jeep Count	Bus/Truck Count	LCV Count	MAV (Multi Axle Vehicle Count)	Three Axle Count
1	2	3	5	6	7
Reuse & Exit	2072	320	344	374	0
Exemption & Violation	6283	255	111	364	0



Notes

1. Fee for Fastag vehicles passing two toll plazas, is collected at two plazas in few cases and therefore section wise traffic details will not be available at one plaza for same.
2. All Non-tollable traffic could not be recorded/reported due to unavailability of adequate Lanes & systems. Non-Tollable count includes Reuse of daily/return/monthly pass, exit trips, exemption and violations.
3. Reporting (FASTag/Cash/Card) - 12:00:00 AM to 11:59:59 PM.
4. Fastag Collection is net of Acquiring Bank Charges
5. FASTag Debit Adjustment/Chargeback Received from Bank (Net)
6. Double user fee (from cash vehicles entering dedicated Fastag lane) collected from vehicles are reported separately (count and revenue). These are included in vehicle category wise count and revenue.

MONTHLY/DAILY FEE STATEMENT

Project Highway: National Highway NH-48

Day/Month: 04-Mar-2025

Sr. No.	Name of Toll Plaza Location	Chainage
National Highway NH-48 (from Km. 20+400 to 131+200)		
1	Varsoli	60+050

Type of Vehicle	For corresponding day/month of previous year 4-Mar-2024		For preceding day/month 3-Mar-2025		For the day/month reported upon 4-Mar-2025		
	No. of Vehicles	Fee collected (in lakh Rs.)	No. of Vehicles	Fee collected (in lakh Rs.)	Fee per Vehicle (in Rs.)	No. of Vehicles	Fee collected (in lakh Rs.)
1	2	3	4	5	6	7	8
A –Car (Note-7)	6253	367610	6383	373068	Note-1	6216	368719
B –LCV	954	96751	1040	100842		1271	123009
C- Bus	1200	225838	1242	231430		1437	268540
D –Truck	0	0	0	0		0	0
E -Three-axle vehicle	0	0	0	0		0	0
F -Multi-axle Truck	2455	982172	2883	1089092		3513	1327865
G -Oversized vehicle	0	0	0	0		0	0
FASTag Debit Adjustment/ Chargeback Received from Bank (Net) (Note-5)	0	1555	0	0	Note-5	0	1193
H- Total	10862	1673926	11548	1794431		12437	2089327

Day/Month wise Opening Balance of Toll Collection & Traffic

Day	4
Month	3
Year	2025
Toll Depositing Bank	State Bank Of India
Bank Account No.	39177623786

Transaction Type	Car/Jeep Count	Total Car/ Jeep Amount (in Rs.)	Bus/Truck Count	Total Bus / Truck Amount (in Rs.)	LCV Count	Total LCV Amount (in Rs.)	MAV (Multi Axle Vehicle Count)	Total MAV (Multi Axle Vehicle) Amount (in Rs.)	Three Axle Count	Three Axle Count Amount (in Rs.)	FASTag Debit Adjustment/ Chargeback Received from Bank (Net) Note-5
1	2	3	4	5	8	9	10	11	12	13	
Single Journey	3572	168989	1081	178925	872	72751	3051	1082971	0	0	1193
Monthly Pass Sales	1	720	0	0	0	0	0	0	0	0	0
Daily Pass Sales	2103	148156	338	83676	383	47602	454	239214	0	0	0
Local Pass Sales	0	0	0	0	0	0	0	0	0	0	0
Return Pass Sales	0	0	0	0	0	0	0	0	0	0	0
Double User Fee (FASTag Lane Violation) (Note-6)	540	50854	18	5940	16	2656	8	5680	0	0	0

Total Non-Tollable Traffic Count Entry Details (Note-2)					
Transaction Type	Car/Jeep Count	Bus/Truck Count	LCV Count	MAV (Multi Axle Vehicle Count)	Three Axle Count
1	2	3	5	6	7
Reuse & Exit	2286	363	404	456	0
Exemption & Violation	5236	282	113	402	0



Notes

1. Fee for Fastag vehicles passing two toll plazas, is collected at two plazas in few cases and therefore section wise traffic details will not be available at one plaza for same.
2. All Non-tollable traffic could not be recorded/reported due to unavailability of adequate Lanes & systems. Non-Tollable count includes Reuse of daily/return/monthly pass, exit trips, exemption and violations.
3. Reporting (FASTag/Cash/Card) - 12:00:00 AM to 11:59:59 PM.
4. Fastag Collection is net of Acquiring Bank Charges
5. FASTag Debit Adjustment/Chargeback Received from Bank (Net)
6. Double user fee (from cash vehicles entering dedicated Fastag lane) collected from vehicles are reported separately (count and revenue). These are included in vehicle category wise count and revenue.

MONTHLY/DAILY FEE STATEMENT

Project Highway: National Highway NH-48

Day/Month: 05-Mar-2025

Sr. No.	Name of Toll Plaza Location	Chainage
National Highway NH-48 (from Km. 20+400 to 131+200)		
1	Varsoli	60+050

Type of Vehicle	For corresponding day/month of previous year 5-Mar-2024		For preceding day/month 4-Mar-2025		For the day/month reported upon 5-Mar-2025		
	No. of Vehicles	Fee collected (in lakh Rs.)	No. of Vehicles	Fee collected (in lakh Rs.)	Fee per Vehicle (in Rs.)	No. of Vehicles	Fee collected (in lakh Rs.)
1	2	3	4	5	6	7	8
A-Car (Note-7)	6065	364501	6216	368719	Note-1	6347	372695
B-LCV	1162	113442	1271	123009		1303	125409
C-Bus	1399	261971	1437	268540		1437	266017
D-Truck	0	0	0	0		0	0
E-Three-axle vehicle	0	0	0	0		0	0
F-Multi-axle Truck	3114	1182164	3513	1327865		3549	1354015
G-Oversized vehicle	0	0	0	0		0	0
FASTag Debit Adjustment/ Chargeback Received from Bank (Net) (Note-5)	0	971	0	1193	Note-5	0	1519
H- Total	11740	1923049	12437	2089327		12636	2119655

Day/Month wise Opening Balance of Toll Collection & Traffic

Day	5
Month	3
Year	2025
Toll Depositing Bank	State Bank Of India
Bank Account No.	39177623786

Transaction Type	Car/Jeep Count	Total Car/ Jeep Amount (in Rs.)	Bus/Truck Count	Total Bus / Truck Amount (in Rs.)	LCV Count	Total LCV Amount (in Rs.)	MAV (Multi Axle Vehicle Count)	Total MAV (Multi Axle Vehicle) Amount (in Rs.)	Three Axle Count	Three Axle Count Amount (in Rs.)	FASTag Debit Adjustment/ Chargeback Received from Bank (Net) Note-5
1	2	3	4	5	8	9	10	11	12	13	
Single Journey	3698	174663	1101	181805	907	75651	3017	1069975	0	0	1519
Monthly Pass Sales	0	0	0	0	0	0	0	0	0	0	0
Daily Pass Sales	2174	153288	323	79922	384	47766	526	279070	0	0	0
Local Pass Sales	0	0	0	0	0	0	0	0	0	0	0
Return Pass Sales	0	0	0	0	0	0	0	0	0	0	0
Double User Fee (FASTag Lane Violation) (Note-6)	475	44744	13	4290	12	1992	6	4970	0	0	0

Total Non-Tollable Traffic Count Entry Details (Note-2)					
Transaction Type	Car/Jeep Count	Bus/Truck Count	LCV Count	MAV (Multi Axle Vehicle Count)	Three Axle Count
1	2	3	5	6	7
Reuse & Exit	2462	346	403	535	0
Exemption & Violation	5853	305	141	355	0



Notes

1. Fee for Fastag vehicles passing two toll plazas, is collected at two plazas in few cases and therefore section wise traffic details will not be available at one plaza for same.
2. All Non-tollable traffic could not be recorded/reported due to unavailability of adequate Lanes & systems. Non-Tollable count includes Reuse of daily/return/monthly pass, exit trips, exemption and violations.
3. Reporting (FASTag/Cash/Card) - 12:00:00 AM to 11:59:59 PM.
4. Fastag Collection is net of Acquiring Bank Charges
5. FASTag Debit Adjustment/Chargeback Received from Bank (Net)
6. Double user fee (from cash vehicles entering dedicated Fastag lane) collected from vehicles are reported separately (count and revenue). These are included in vehicle category wise count and revenue.

MONTHLY/DAILY FEE STATEMENT

Project Highway: National Highway NH-48

Day/Month: 06-Mar-2025

Sr. No.	Name of Toll Plaza Location	Chainage
National Highway NH-48 (from Km. 20+400 to 131+200)		
1	Varsoli	60+050

Type of Vehicle	For corresponding day/month of previous year 6-Mar-2024		For preceding day/month 5-Mar-2025		For the day/month reported upon 6-Mar-2025		
	No. of Vehicles	Fee collected (in lakh Rs.)	No. of Vehicles	Fee collected (in lakh Rs.)	Fee per Vehicle (in Rs.)	No. of Vehicles	Fee collected (in lakh Rs.)
1	2	3	4	5	6	7	8
A-Car (Note-7)	6289	374978	6347	372695	Note-1	6261	370360
B-LCV	1149	112334	1303	125409		1266	122801
C-Bus	1512	282785	1437	266017		1503	283717
D-Truck	0	0	0	0		0	0
E-Three-axle vehicle	0	0	0	0		0	0
F-Multi-axle Truck	3114	1182800	3549	1354015		3635	1384348
G-Oversized vehicle	0	0	0	0	0	0	
FASTag Debit Adjustment/ Chargeback Received from Bank (Net) (Note-5)	0	842	0	1519	Note-5	0	846
H- Total	12064	1953738	12636	2119655		12665	2162071

Day/Month wise Opening Balance of Toll Collection & Traffic

Day	6
Month	3
Year	2025
Toll Depositing Bank	State Bank Of India
Bank Account No.	39177623786

Transaction Type	Car/Jeep Count	Total Car/ Jeep Amount (in Rs.)	Bus/Truck Count	Total Bus / Truck Amount (in Rs.)	LCV Count	Total LCV Amount (in Rs.)	MAV (Multi Axle Vehicle Count)	Total MAV (Multi Axle Vehicle) Amount (in Rs.)	Three Axle Count	Three Axle Count Amount (in Rs.)	FASTag Debit Adjustment/ Chargeback Received from Bank (Net)
1	2	3	4	5	8	9	10	11	12	13	Note-5
Single Journey	3653	173091	1155	191225	863	72173	3105	1101280	0	0	846
Monthly Pass Sales	1	1408	1	4941	0	0	0	0	0	0	0
Daily Pass Sales	2094	147545	330	81941	390	48469	521	276678	0	0	0
Local Pass Sales	0	0	0	0	0	0	0	0	0	0	0
Return Pass Sales	0	0	0	0	0	0	0	0	0	0	0
Double User Fee (FASTag Lane Violation) (Note-6)	513	48316	17	5610	13	2158	9	6390	0	0	0

Total Non-Tollable Traffic Count Entry Details (Note-2)					
Transaction Type	Car/Jeep Count	Bus/Truck Count	LCV Count	MAV (Multi Axle Vehicle Count)	Three Axle Count
1	2	3	5	6	7
Reuse & Exit	2398	355	414	559	0
Exemption & Violation	5618	408	97	382	0

Notes

1. Fee for Fastag vehicles passing two toll plazas, is collected at two plazas in few cases and therefore section wise traffic details will not be available at one plaza for same.
2. All Non-tollable traffic could not be recorded/reported due to unavailability of adequate Lanes & systems. Non-Tollable count includes Reuse of daily/return/monthly pass, exit trips, exemption and violations.
3. Reporting (FASTag/Cash/Card) - 12:00:00 AM to 11:59:59 PM.
4. Fastag Collection is net of Acquiring Bank Charges
5. FASTag Debit Adjustment/Chargeback Received from Bank (Net)
6. Double user fee (from cash vehicles entering dedicated Fastag lane) collected from vehicles are reported separately (count and revenue). These are included in vehicle category wise count and revenue.



MONTHLY/DAILY FEE STATEMENT

Project Highway: National Highway NH-48

Day/Month: 07-Mar-2025

Sr. No.	Name of Toll Plaza Location	Chainage
National Highway NH-48 (from Km. 20+400 to 131+200)		
1	Varsoli	60+050

Type of Vehicle	For corresponding day/month of previous year 7-Mar-2024		For preceding day/month 6-Mar-2025		For the day/month reported upon 7-Mar-2025		
	No. of Vehicles	Fee collected (in lakh Rs.)	No. of Vehicles	Fee collected (in lakh Rs.)	Fee per Vehicle (in Rs.)	No. of Vehicles	Fee collected (in lakh Rs.)
1	2	3	4	5	6	7	8
A-Car (Note-7)	6024	356354	6261	370360	Note-1	7181	422928
B-LCV	1156	109814	1266	122801		1261	120714
C-Bus	1321	252391	1503	283717		1485	275090
D-Truck	0	0	0	0		0	0
E-Three-axle vehicle	0	0	0	0		0	0
F-Multi-axle Truck	3009	1132865	3635	1384348		3592	1378622
G-Oversized vehicle	0	0	0	0	0	0	
FASTag Debit Adjustment/ Chargeback Received from Bank (Net) (Note-5)	0	1413	0	846	Note-5	0	719
H- Total	11510	1852837	12665	2162071		13519	2198073

Day/Month wise Opening Balance of Toll Collection & Traffic

Day	7
Month	3
Year	2025
Toll Depositing Bank	State Bank Of India
Bank Account No.	39177623786

Transaction Type	Car/Jeep Count	Total Car/ Jeep Amount (in Rs.)	Bus/Truck Count	Total Bus / Truck Amount (in Rs.)	LCV Count	Total LCV Amount (in Rs.)	MAV (Multi Axle Vehicle Count)	Total MAV (Multi Axle Vehicle) Amount (in Rs.)	Three Axle Count	Three Axle Count Amount (in Rs.)	FASTag Debit Adjustment/ Chargeback Received from Bank (Net)
1	2	3	4	5	8	9	10	11	12	13	Note-5
Single Journey	4183	197363	1147	189231	888	74021	3005	1065430	0	0	719
Monthly Pass Sales	0	0	0	0	0	0	0	0	0	0	0
Daily Pass Sales	2408	169823	315	78268	364	45199	580	307512	0	0	0
Local Pass Sales	0	0	0	0	0	0	0	0	0	0	0
Return Pass Sales	0	0	0	0	0	0	0	0	0	0	0
Double User Fee (FASTag Lane Violation) (Note-6)	590	55742	23	7590	9	1494	7	5680	0	0	0

Total Non-Tollable Traffic Count Entry Details (Note-2)					
Transaction Type	Car/Jeep Count	Bus/Truck Count	LCV Count	MAV (Multi Axle Vehicle Count)	Three Axle Count
1	2	3	5	6	7
Reuse & Exit	2602	338	384	591	0
Exemption & Violation	5456	370	113	337	0

Notes

1. Fee for Fastag vehicles passing two toll plazas, is collected at two plazas in few cases and therefore section wise traffic details will not be available at one plaza for same.
2. All Non-tollable traffic could not be recorded/reported due to unavailability of adequate Lanes & systems. Non-Tollable count includes Reuse of daily/return/monthly pass, exit trips, exemption and violations.
3. Reporting (FASTag/Cash/Card) - 12:00:00 AM to 11:59:59 PM.
4. Fastag Collection is net of Acquiring Bank Charges
5. FASTag Debit Adjustment/Chargeback Received from Bank (Net)
6. Double user fee (from cash vehicles entering dedicated Fastag lane) collected from vehicles are reported separately (count and revenue). These are included in vehicle category wise count and revenue.



MONTHLY/DAILY FEE STATEMENT

Project Highway: National Highway NH-48

Day/Month: 08-Mar-2025

Sr. No.	Name of Toll Plaza Location	Chainage
National Highway NH-48 (from Km. 20+400 to 131+200)		
1	Varsoli	60+050

Type of Vehicle	For corresponding day/month of previous year 8-Mar-2024		For preceding day/month 7-Mar-2025		For the day/month reported upon 8-Mar-2025		
	No. of Vehicles	Fee collected (in lakh Rs.)	No. of Vehicles	Fee collected (in lakh Rs.)	Fee per Vehicle (in Rs.)	No. of Vehicles	Fee collected (in lakh Rs.)
1	2	3	4	5	6	7	8
A-Car (Note-7)	7579	444112	7181	422928	Note-1	9268	538737
B-LCV	1214	124972	1261	120714		1262	122163
C-Bus	1427	266048	1485	275090		1480	275490
D-Truck	0	0	0	0		0	0
E-Three-axle vehicle	0	0	0	0		0	0
F-Multi-axle Truck	3395	1304823	3592	1378622		3682	1391692
G-Oversized vehicle	0	0	0	0		0	0
FASTag Debit Adjustment/ Chargeback Received from Bank (Net) (Note-5)	0	1008	0	719	Note-5	0	0
H- Total	13615	2140964	13519	2198073		15692	2328082

Day/Month wise Opening Balance of Toll Collection & Traffic

Day	8
Month	3
Year	2025
Toll Depositing Bank	State Bank Of India
Bank Account No.	39177623786

Transaction Type	Car/Jeep Count	Total Car/ Jeep Amount (in Rs.)	Bus/Truck Count	Total Bus / Truck Amount (in Rs.)	LCV Count	Total LCV Amount (in Rs.)	MAV (Multi Axle Vehicle Count)	Total MAV (Multi Axle Vehicle) Amount (in Rs.)	Three Axle Count	Three Axle Count Amount (in Rs.)	FASTag Debit Adjustment/ Chargeback Received from Bank (Net)
1	2	3	4	5	8	9	10	11	12	13	Note-5
Single Journey	5675	267665	1126	185958	862	71951	3196	1132639	0	0	0
Monthly Pass Sales	1	720	0	0	0	0	0	0	0	0	0
Daily Pass Sales	2866	201920	332	82272	389	48387	482	256214	0	0	0
Local Pass Sales	0	0	0	0	0	0	0	0	0	0	0
Return Pass Sales	0	0	0	0	0	0	0	0	0	0	0
Double User Fee (FASTag Lane Violation) (Note-6)	726	68432	22	7260	11	1826	4	2840	0	0	0

Total Non-Tollable Traffic Count Entry Details (Note-2)					
Transaction Type	Car/Jeep Count	Bus/Truck Count	LCV Count	MAV (Multi Axle Vehicle Count)	Three Axle Count
1	2	3	5	6	7
Reuse & Exit	3170	358	401	496	0
Exemption & Violation	5052	339	106	315	0

Notes

- Fee for Fastag vehicles passing two toll plazas, is collected at two plazas in few cases and therefore section wise traffic details will not be available at one plaza for same.
- All Non-tollable traffic could not be recorded/reported due to unavailability of adequate Lanes & systems. Non-Tollable count includes Reuse of daily/return/monthly pass, exit trips, exemption and violations.
- Reporting (FASTag/Cash/Card) - 12:00:00 AM to 11:59:59 PM.
- Fastag Collection is net of Acquiring Bank Charges
- FASTag Debit Adjustment/Chargeback Received from Bank (Net)
- Double user fee (from cash vehicles entering dedicated Fastag lane) collected from vehicles are reported separately (count and revenue). These are included in vehicle category wise count and revenue.



MONTHLY/DAILY FEE STATEMENT

Project Highway: National Highway NH-48

Day/Month: 09-Mar-2025

Sr. No.	Name of Toll Plaza Location	Chainage
National Highway NH-48 (from Km. 20+400 to 131+200)		
1	Varsoli	60+050

Type of Vehicle	For corresponding day/month of previous year 9-Mar-2024		For preceding day/month 8-Mar-2025		For the day/month reported upon 9-Mar-2025		
	No. of Vehicles	Fee collected (in lakh Rs.)	No. of Vehicles	Fee collected (in lakh Rs.)	Fee per Vehicle (in Rs.)	No. of Vehicles	Fee collected (in lakh Rs.)
1	2	3	4	5	6	7	8
A-Car (Note-7)	9081	536724	9268	538737	Note-1	9519	568785
B-LCV	1037	100654	1262	122163		874	83885
C-Bus	1272	235756	1480	275490		1215	227561
D-Truck	0	0	0	0		0	0
E-Three-axle vehicle	0	0	0	0		0	0
F-Multi-axle Truck	3117	1178485	3682	1391692		3012	1118738
G-Oversized vehicle	0	0	0	0		0	0
FASTag Debit Adjustment/ Chargeback Received from Bank (Net) (Note-5)	0	1660	0	0	Note-5	0	0
H- Total	14507	2053279	15692	2328082		14620	1998970

Day/Month wise Opening Balance of Toll Collection & Traffic

Day	9
Month	3
Year	2025
Toll Depositing Bank	State Bank Of India
Bank Account No.	39177623786

Transaction Type	Car/Jeep Count	Total Car/ Jeep Amount (in Rs.)	Bus/Truck Count	Total Bus / Truck Amount (in Rs.)	LCV Count	Total LCV Amount (in Rs.)	MAV (Multi Axle Vehicle Count)	Total MAV (Multi Axle Vehicle) Amount (in Rs.)	Three Axle Count	Three Axle Count Amount (in Rs.)	FASTag Debit Adjustment/ Chargeback Received from Bank (Net) Note-5
1	2	3	4	5	8	9	10	11	12	13	
Single Journey	5498	259405	934	154518	620	51816	2728	966969	0	0	0
Monthly Pass Sales	0	0	1	2490	0	0	0	0	0	0	0
Daily Pass Sales	2934	206638	265	65604	243	30242	278	147509	0	0	0
Local Pass Sales	0	0	0	0	0	0	0	0	0	0	0
Return Pass Sales	0	0	0	0	0	0	0	0	0	0	0
Double User Fee (FASTag Lane Violation) (Note-6)	1087	102742	15	4950	11	1826	6	4260	0	0	0

Total Non-Tollable Traffic Count Entry Details (Note-2)						
Transaction Type	Car/Jeep Count	Bus/Truck Count	LCV Count	MAV (Multi Axle Vehicle Count)	Three Axle Count	
1	2	3	5	6	7	
Reuse & Exit	3189	298	262	281		0
Exemption & Violation	5567	229	103	191		0



Notes

- Fee for Fastag vehicles passing two toll plazas, is collected at two plazas in few cases and therefore section wise traffic details will not be available at one plaza for same.
- All Non-tollable traffic could not be recorded/reported due to unavailability of adequate Lanes & systems. Non-Tollable count includes Reuse of daily/return/monthly pass, exit trips, exemption and violations.
- Reporting (FASTag/Cash/Card) - 12:00:00 AM to 11:59:59 PM.
- Fastag Collection is net of Acquiring Bank Charges
- FASTag Debit Adjustment/Chargeback Received from Bank (Net)
- Double user fee (from cash vehicles entering dedicated Fastag lane) collected from vehicles are reported separately (count and revenue). These are included in vehicle category wise count and revenue.

MONTHLY/DAILY FEE STATEMENT

Project Highway: National Highway NH-48

Day/Month: 10-Mar-2025

Sr. No.	Name of Toll Plaza Location	Chainage
National Highway NH-48 (from Km. 20+400 to 131+200)		
1	Varsoli	60+050

Type of Vehicle	For corresponding day/month of previous year 10-Mar-2024		For preceding day/month 9-Mar-2025		For the day/month reported upon 10-Mar-2025		
	No. of Vehicles	Fee collected (in lakh Rs.)	No. of Vehicles	Fee collected (in lakh Rs.)	Fee per Vehicle (in Rs.)	No. of Vehicles	Fee collected (in lakh Rs.)
1	2	3	4	5	6	7	8
A –Car (Note-7)	10051	594822	9519	568785	Note-1	6015	349128
B –LCV	713	69098	874	83885		973	97776
C- Bus	1121	204558	1215	227561		1207	223473
D –Truck	0	0	0	0		0	0
E -Three-axle vehicle	0	0	0	0		0	0
F -Multi-axle Truck	2545	934565	3012	1118738		2992	1133508
G -Oversized vehicle	0	0	0	0		0	0
FASTag Debit Adjustment/ Chargeback Received from Bank (Net) (Note-5)	0	0	0	0	Note-5	0	2178
H- Total	14430	1803043	14620	1998970		11187	1806064

Day/Month wise Opening Balance of Toll Collection & Traffic

Day	10
Month	3
Year	2025
Toll Depositing Bank	State Bank Of India
Bank Account No.	39177623786

Transaction Type	Car/Jeep Count	Total Car/ Jeep Amount (in Rs.)	Bus/Truck Count	Total Bus / Truck Amount (in Rs.)	LCV Count	Total LCV Amount (in Rs.)	MAV (Multi Axle Vehicle Count)	Total MAV (Multi Axle Vehicle) Amount (in Rs.)	Three Axle Count	Three Axle Count Amount (in Rs.)	FASTag Debit Adjustment/ Chargeback Received from Bank (Net) Note-5
1	2	3	4	5	8	9	10	11	12	13	
Single Journey	3695	174627	921	152012	660	54935	2582	915825	0	0	2178
Monthly Pass Sales	0	0	0	0	2	3750	0	0	0	0	0
Daily Pass Sales	1871	131919	279	69151	301	37431	407	215553	0	0	0
Local Pass Sales	0	0	0	0	0	0	0	0	0	0	0
Return Pass Sales	0	0	0	0	0	0	0	0	0	0	0
Double User Fee (FASTag Lane Violation) (Note-6)	449	42582	7	2310	10	1660	3	2130	0	0	0

Total Non-Tollable Traffic Count Entry Details (Note-2)					
Transaction Type	Car/Jeep Count	Bus/Truck Count	LCV Count	MAV (Multi Axle Vehicle Count)	Three Axle Count
1	2	3	5	6	7
Reuse & Exit	2023	331	323	421	0
Exemption & Violation	7019	254	99	275	0

Notes

1. Fee for Fastag vehicles passing two toll plazas, is collected at two plazas in few cases and therefore section wise traffic details will not be available at one plaza for same.
2. All Non-tollable traffic could not be recorded/reported due to unavailability of adequate Lanes & systems. Non-Tollable count includes Reuse of daily/return/monthly pass, exit trips, exemption and violations.
3. Reporting (FASTag/Cash/Card) - 12:00:00 AM to 11:59:59 PM.
4. Fastag Collection is net of Acquiring Bank Charges
5. FASTag Debit Adjustment/Chargeback Received from Bank (Net)
6. Double user fee (from cash vehicles entering dedicated Fastag lane) collected from vehicles are reported separately (count and revenue). These are included in vehicle category wise count and revenue.



MONTHLY/DAILY FEE STATEMENT

Project Highway: National Highway NH-48

Day/Month: 11-Mar-2025

Sr. No.	Name of Toll Plaza Location	Chainage
National Highway NH-48 (from Km. 20+400 to 131+200)		
1	Varsoli	60+050

Type of Vehicle	For corresponding day/month of previous year 11-Mar-2024		For preceding day/month 10-Mar-2025		For the day/month reported upon 11-Mar-2025		
	No. of Vehicles	Fee collected (in lakh Rs.)	No. of Vehicles	Fee collected (in lakh Rs.)	Fee per Vehicle (in Rs.)	No. of Vehicles	Fee collected (in lakh Rs.)
1	2	3	4	5	6	7	8
A –Car (Note-7)	6121	357545	6015	349128	Note-1	6243	372007
B –LCV	878	85587	973	97776		1245	122012
C- Bus	1266	236368	1207	223473		1492	278701
D –Truck	0	0	0	0		0	0
E -Three-axle vehicle	0	0	0	0		0	0
F -Multi-axle Truck	2592	987690	2992	1133508		3690	1416388
G -Oversized vehicle	0	0	0	0		0	0
FASTag Debit Adjustment/ Chargeback Received from Bank (Net) (Note-5)	0	2091	0	2178	Note-5	0	739
H- Total	10857	1669281	11187	1806064		12670	2189848

Day/Month wise Opening Balance of Toll Collection & Traffic

Day	11
Month	3
Year	2025
Toll Depositing Bank	State Bank Of India
Bank Account No.	39177623786

Transaction Type	Car/Jeep Count	Total Car/ Jeep Amount (in Rs.)	Bus/Truck Count	Total Bus / Truck Amount (in Rs.)	LCV Count	Total LCV Amount (in Rs.)	MAV (Multi Axle Vehicle Count)	Total MAV (Multi Axle Vehicle) Amount (in Rs.)	Three Axle Count	Three Axle Count Amount (in Rs.)	FASTag Debit Adjustment/ Chargeback Received from Bank (Net) Note-5
1	2	3	4	5	8	9	10	11	12	13	
Single Journey	3503	165470	1122	185373	829	69663	3166	1122249	0	0	739
Monthly Pass Sales	0	0	0	0	0	0	3	16020	0	0	0
Daily Pass Sales	2191	154462	350	86728	399	49526	508	268889	0	0	0
Local Pass Sales	0	0	0	0	0	0	0	0	0	0	0
Return Pass Sales	0	0	0	0	0	0	0	0	0	0	0
Double User Fee (FASTag Lane Violation) (Note-6)	549	52076	20	6600	17	2822	13	9230	0	0	0

Total Non-Tollable Traffic Count Entry Details (Note-2)					
Transaction Type	Car/Jeep Count	Bus/Truck Count	LCV Count	MAV (Multi Axle Vehicle Count)	Three Axle Count
1	2	3	5	6	7
Reuse & Exit	2368	399	431	522	0
Exemption & Violation	7132	241	130	360	0

Notes

1. Fee for Fastag vehicles passing two toll plazas, is collected at two plazas in few cases and therefore section wise traffic details will not be available at one plaza for same.
2. All Non-tollable traffic could not be recorded/reported due to unavailability of adequate Lanes & systems. Non-Tollable count includes Reuse of daily/return/monthly pass, exit trips, exemption and violations.
3. Reporting (FASTag/Cash/Card) - 12:00:00 AM to 11:59:59 PM.
4. Fastag Collection is net of Acquiring Bank Charges
5. FASTag Debit Adjustment/Chargeback Received from Bank (Net)
6. Double user fee (from cash vehicles entering dedicated Fastag lane) collected from vehicles are reported separately (count and revenue). These are included in vehicle category wise count and revenue.



MONTHLY/DAILY FEE STATEMENT

Project Highway: National Highway NH-48

Day/Month: 12-Mar-2025

Sr. No.	Name of Toll Plaza Location	Chainage
National Highway NH-48 (from Km. 20+400 to 131+200)		
1	Varsoli	60+050

Type of Vehicle	For corresponding day/month of previous year 12-Mar-2024		For preceding day/month 11-Mar-2025		For the day/month reported upon 12-Mar-2025		
	No. of Vehicles	Fee collected (in lakh Rs.)	No. of Vehicles	Fee collected (in lakh Rs.)	Fee per Vehicle (in Rs.)	No. of Vehicles	Fee collected (in lakh Rs.)
1	2	3	4	5	6	7	8
A-Car (Note-7)	5954	356113	6243	372007	Note-1	6368	377677
B-LCV	1208	118945	1245	122012		1284	126044
C-Bus	1491	278631	1492	278701		1515	279050
D-Truck	0	0	0	0		0	0
E-Three-axle vehicle	0	0	0	0		0	0
F-Multi-axle Truck	3112	1199678	3690	1416388		3698	1426276
G-Oversized vehicle	0	0	0	0		0	0
FASTag Debit Adjustment/ Chargeback Received from Bank (Net) (Note-5)	0	475	0	739	Note-5	0	1134
H- Total	11765	1953841	12670	2189848		12865	2210181

Day/Month wise Opening Balance of Toll Collection & Traffic

Day	12
Month	3
Year	2025
Toll Depositing Bank	State Bank Of India
Bank Account No.	39177623786

Transaction Type	Car/Jeep Count	Total Car/ Jeep Amount (in Rs.)	Bus/Truck Count	Total Bus / Truck Amount (in Rs.)	LCV Count	Total LCV Amount (in Rs.)	MAV (Multi Axle Vehicle Count)	Total MAV (Multi Axle Vehicle) Amount (in Rs.)	Three Axle Count	Three Axle Count Amount (in Rs.)	FASTag Debit Adjustment/ Chargeback Received from Bank (Net) Note-5
1	2	3	4	5	8	9	10	11	12	13	
Single Journey	3616	170767	1193	197232	855	71370	3103	1099568	0	0	1134
Monthly Pass Sales	0	0	0	0	0	0	2	10680	0	0	0
Daily Pass Sales	2216	156243	295	72908	405	50524	584	309639	0	0	0
Local Pass Sales	0	0	0	0	0	0	0	0	0	0	0
Return Pass Sales	0	0	0	0	0	0	0	0	0	0	0
Double User Fee (FASTag Lane Violation) (Note-6)	536	50666	27	8910	24	4150	9	6390	0	0	0

Total Non-Tollable Traffic Count Entry Details (Note-2)					
Transaction Type	Car/Jeep Count	Bus/Truck Count	LCV Count	MAV (Multi Axle Vehicle Count)	Three Axle Count
1	2	3	5	6	7
Reuse & Exit	2386	350	437	592	0
Exemption & Violation	7310	239	128	329	0



Notes

1. Fee for Fastag vehicles passing two toll plazas, is collected at two plazas in few cases and therefore section wise traffic details will not be available at one plaza for same.
2. All Non-tollable traffic could not be recorded/reported due to unavailability of adequate Lanes & systems. Non-Tollable count includes Reuse of daily/return/monthly pass, exit trips, exemption and violations.
3. Reporting (FASTag/Cash/Card) - 12:00:00 AM to 11:59:59 PM.
4. Fastag Collection is net of Acquiring Bank Charges
5. FASTag Debit Adjustment/Chargeback Received from Bank (Net)
6. Double user fee (from cash vehicles entering dedicated Fastag lane) collected from vehicles are reported separately (count and revenue). These are included in vehicle category wise count and revenue.

MONTHLY/DAILY FEE STATEMENT

Project Highway: National Highway NH-48

Day/Month: 13-Mar-2025

Sr. No.	Name of Toll Plaza Location	Chainage
National Highway NH-48 (from Km. 20+400 to 131+200)		
1	Varsoli	60+050

Type of Vehicle	For corresponding day/month of previous year 13-Mar-2024		For preceding day/month 12-Mar-2025		For the day/month reported upon 13-Mar-2025		
	No. of Vehicles	Fee collected (in lakh Rs.)	No. of Vehicles	Fee collected (in lakh Rs.)	Fee per Vehicle (in Rs.)	No. of Vehicles	Fee collected (in lakh Rs.)
1	2	3	4	5	6	7	8
A –Car (Note-7)	6065	370882	6368	377677	Note-1	6758	388503
B –LCV	1187	116117	1284	126044		1247	120200
C- Bus	1451	270658	1515	279050		1464	271003
D –Truck	0	0	0	0		0	0
E -Three-axle vehicle	0	0	0	0		0	0
F -Multi-axle Truck	3284	1259756	3698	1426276		3736	1455589
G -Oversized vehicle	0	0	0	0		0	0
FASTag Debit Adjustment/ Chargeback Received from Bank (Net) (Note-5)	0	194	0	1134	Note-5	0	963
H- Total	11987	2017607	12865	2210181		13205	2236257

Day/Month wise Opening Balance of Toll Collection & Traffic

Day	13
Month	3
Year	2025
Toll Depositing Bank	State Bank Of India
Bank Account No.	39177623786

Transaction Type	Car/Jeep Count	Total Car/ Jeep Amount (in Rs.)	Bus/Truck Count	Total Bus / Truck Amount (in Rs.)	LCV Count	Total LCV Amount (in Rs.)	MAV (Multi Axle Vehicle Count)	Total MAV (Multi Axle Vehicle) Amount (in Rs.)	Three Axle Count	Three Axle Count Amount (in Rs.)	FASTag Debit Adjustment/ Chargeback Received from Bank (Net)
1	2	3	4	5	8	9	10	11	12	13	Note-5
Single Journey	4280	202573	1120	184684	869	72698	3130	1109486	0	0	963
Monthly Pass Sales	0	0	0	0	0	0	5	26700	0	0	0
Daily Pass Sales	2003	141186	325	80049	366	45509	591	312302	0	0	0
Local Pass Sales	0	0	0	0	0	0	0	0	0	0	0
Return Pass Sales	0	0	0	0	0	0	0	0	0	0	0
Double User Fee (FASTag Lane Violation) (Note-6)	475	44744	19	6270	12	1992	10	7100	0	0	0

Total Non-Tollable Traffic Count Entry Details (Note-2)					
Transaction Type	Car/Jeep Count	Bus/Truck Count	LCV Count	MAV (Multi Axle Vehicle Count)	Three Axle Count
1	2	3	5	6	7
Reuse & Exit	2184	377	390	614	0
Exemption & Violation	6694	244	93	281	0



Notes

1. Fee for Fastag vehicles passing two toll plazas, is collected at two plazas in few cases and therefore section wise traffic details will not be available at one plaza for same.
2. All Non-tollable traffic could not be recorded/reported due to unavailability of adequate Lanes & systems. Non-Tollable count includes Reuse of daily/return/monthly pass, exit trips, exemption and violations.
3. Reporting (FASTag/Cash/Card) - 12:00:00 AM to 11:59:59 PM.
4. Fastag Collection is net of Acquiring Bank Charges
5. FASTag Debit Adjustment/Chargeback Received from Bank (Net)
6. Double user fee (from cash vehicles entering dedicated Fastag lane) collected from vehicles are reported separately (count and revenue). These are included in vehicle category wise count and revenue.

MONTHLY/DAILY FEE STATEMENT

Project Highway: National Highway NH-48

Day/Month: 14-Mar-2025

Sr. No.	Name of Toll Plaza Location	Chainage
National Highway NH-48 (from Km. 20+400 to 131+200)		
1	Varsoli	60+050

Type of Vehicle	For corresponding day/month of previous year 14-Mar-2024		For preceding day/month 13-Mar-2025		For the day/month reported upon 14-Mar-2025		
	No. of Vehicles	Fee collected (in lakh Rs.)	No. of Vehicles	Fee collected (in lakh Rs.)	Fee per Vehicle (in Rs.)	No. of Vehicles	Fee collected (in lakh Rs.)
1	2	3	4	5	6	7	8
A-Car (Note-7)	5747	341661	6758	388503	Note-1	8557	496298
B-LCV	1131	110326	1247	120200		640	59116
C-Bus	1412	263727	1464	271003		853	160174
D-Truck	0	0	0	0		0	0
E-Three-axle vehicle	0	0	0	0		0	0
F-Multi-axle Truck	3396	1288918	3736	1455589		2305	844663
G-Oversized vehicle	0	0	0	0		0	0
FASTag Debit Adjustment/ Chargeback Received from Bank (Net) (Note-5)	0	1814	0	963	Note-5	0	0
H- Total	11686	2006445	13205	2236257		12355	1560251

Day/Month wise Opening Balance of Toll Collection & Traffic

Day	14
Month	3
Year	2025
Toll Depositing Bank	State Bank Of India
Bank Account No.	39177623786

Transaction Type	Car/Jeep Count	Total Car/ Jeep Amount (in Rs.)	Bus/Truck Count	Total Bus / Truck Amount (in Rs.)	LCV Count	Total LCV Amount (in Rs.)	MAV (Multi Axle Vehicle Count)	Total MAV (Multi Axle Vehicle) Amount (in Rs.)	Three Axle Count	Three Axle Count Amount (in Rs.)	FASTag Debit Adjustment/ Chargeback Received from Bank (Net)
1	2	3	4	5	8	9	10	11	12	13	Note-5
Single Journey	5433	256018	717	118692	506	42315	2159	765807	0	0	0
Monthly Pass Sales	0	0	2	7440	0	0	0	0	0	0	0
Daily Pass Sales	2287	161038	120	29421	129	15971	139	73886	0	0	0
Local Pass Sales	0	0	0	0	0	0	0	0	0	0	0
Return Pass Sales	0	0	0	0	0	0	0	0	0	0	0
Double User Fee (FASTag Lane Violation) (Note-6)	837	79242	14	4620	5	830	7	4970	0	0	0

Total Non-Tollable Traffic Count Entry Details (Note-2)					
Transaction Type	Car/Jeep Count	Bus/Truck Count	LCV Count	MAV (Multi Axle Vehicle Count)	Three Axle Count
1	2	3	5	6	7
Reuse & Exit	2606	166	162	144	0
Exemption & Violation	6315	158	35	44	0



Notes

1. Fee for Fastag vehicles passing two toll plazas, is collected at two plazas in few cases and therefore section wise traffic details will not be available at one plaza for same.
2. All Non-tollable traffic could not be recorded/reported due to unavailability of adequate Lanes & systems. Non-Tollable count includes Reuse of daily/return/monthly pass, exit trips, exemption and violations.
3. Reporting (FASTag/Cash/Card) - 12:00:00 AM to 11:59:59 PM.
4. Fastag Collection is net of Acquiring Bank Charges
5. FASTag Debit Adjustment/Chargeback Received from Bank (Net)
6. Double user fee (from cash vehicles entering dedicated Fastag lane) collected from vehicles are reported separately (count and revenue). These are included in vehicle category wise count and revenue.

MONTHLY/DAILY FEE STATEMENT

Project Highway: National Highway NH-48

Day/Month: 15-Mar-2025

Sr. No.	Name of Toll Plaza Location	Chainage
National Highway NH-48 (from Km. 20+400 to 131+200)		
1	Varsoli	60+050

Type of Vehicle	For corresponding day/month of previous year 15-Mar-2024		For preceding day/month 14-Mar-2025		For the day/month reported upon 15-Mar-2025		
	No. of Vehicles	Fee collected (in lakh Rs.)	No. of Vehicles	Fee collected (in lakh Rs.)	Fee per Vehicle (in Rs.)	No. of Vehicles	Fee collected (in lakh Rs.)
1	2	3	4	5	6	7	8
A-Car (Note-7)	6127	361139	8557	496298	Note-1	10201	606503
B-LCV	1063	101122	640	59116		926	91463
C-Bus	1366	251802	853	160174		1056	197910
D-Truck	0	0	0	0		0	0
E-Three-axle vehicle	0	0	0	0		0	0
F-Multi-axle Truck	3035	1133091	2305	844663		2814	1075097
G-Oversized vehicle	0	0	0	0		0	0
FASTag Debit Adjustment/ Chargeback Received from Bank (Net) (Note-5)	0	1892	0	0	Note-5	0	-166
H- Total	11591	1849047	12355	1560251		14997	1970806

Day/Month wise Opening Balance of Toll Collection & Traffic

Day	15
Month	3
Year	2025
Toll Depositing Bank	State Bank Of India
Bank Account No.	39177623786

Transaction Type	Car/Jeep Count	Total Car/ Jeep Amount (in Rs.)	Bus/Truck Count	Total Bus / Truck Amount (in Rs.)	LCV Count	Total LCV Amount (in Rs.)	MAV (Multi Axle Vehicle Count)	Total MAV (Multi Axle Vehicle) Amount (in Rs.)	Three Axle Count	Three Axle Count Amount (in Rs.)	FASTag Debit Adjustment/ Chargeback Received from Bank (Net) Note-5
1	2	3	4	5	8	9	10	11	12	13	
Single Journey	5814	275074	793	131276	597	50218	2386	847494	0	0	-166
Monthly Pass Sales	0	0	0	0	0	0	0	0	0	0	0
Daily Pass Sales	3450	242974	245	60694	321	39917	426	226183	0	0	0
Local Pass Sales	0	0	0	0	0	0	0	0	0	0	0
Return Pass Sales	0	0	0	0	0	0	0	0	0	0	0
Double User Fee (FASTag Lane Violation) (Note-6)	937	88454	18	5940	8	1328	2	1420	0	0	0

Total Non-Tollable Traffic Count Entry Details (Note-2)						
Transaction Type	Car/Jeep Count	Bus/Truck Count	LCV Count	MAV (Multi Axle Vehicle Count)	Three Axle Count	
1	2	3	5	6	7	
Reuse & Exit	3952	310	347	444	0	
Exemption & Violation	7671	217	70	215	0	

Notes

1. Fee for Fastag vehicles passing two toll plazas, is collected at two plazas in few cases and therefore section wise traffic details will not be available at one plaza for same.
2. All Non-tollable traffic could not be recorded/reported due to unavailability of adequate Lanes & systems. Non-Tollable count includes Reuse of daily/return/monthly pass, exit trips, exemption and violations.
3. Reporting (FASTag/Cash/Card) - 12:00:00 AM to 11:59:59 PM.
4. Fastag Collection is net of Acquiring Bank Charges
5. FASTag Debit Adjustment/Chargeback Received from Bank (Net)
6. Double user fee (from cash vehicles entering dedicated Fastag lane) collected from vehicles are reported separately (count and revenue). These are included in vehicle category wise count and revenue.



MONTHLY/DAILY FEE STATEMENT

Project Highway: National Highway NH-48

Day/Month: 16-Mar-2025

Sr. No.	Name of Toll Plaza Location	Chainage
National Highway NH-48 (from Km. 20+400 to 131+200)		
1	Varsoli	60+050

Type of Vehicle	For corresponding day/month of previous year 16-Mar-2024		For preceding day/month 15-Mar-2025		For the day/month reported upon 16-Mar-2025		
	No. of Vehicles	Fee collected (in lakh Rs.)	No. of Vehicles	Fee collected (in lakh Rs.)	Fee per Vehicle (in Rs.)	No. of Vehicles	Fee collected (in lakh Rs.)
1	2	3	4	5	6	7	8
A-Car (Note-7)	9757	577858	10201	606503	Note-1	11630	685359
B-LCV	1216	119495	926	91463		862	83223
C-Bus	1507	284420	1056	197910		1151	211629
D-Truck	0	0	0	0		0	0
E-Three-axle vehicle	0	0	0	0		0	0
F-Multi-axle Truck	3691	1431377	2814	1075097		2915	1089245
G-Oversized vehicle	0	0	0	0		0	0
FASTag Debit Adjustment/ Chargeback Received from Bank (Net) (Note-5)	0	0	0	-166	Note-5	0	0
H- Total	16171	2413149	14997	1970806		16558	2069456

Day/Month wise Opening Balance of Toll Collection & Traffic

Day	16
Month	3
Year	2025
Toll Depositing Bank	State Bank Of India
Bank Account No.	39177623786

Transaction Type	Car/Jeep Count	Total Car/ Jeep Amount (in Rs.)	Bus/Truck Count	Total Bus / Truck Amount (in Rs.)	LCV Count	Total LCV Amount (in Rs.)	MAV (Multi Axle Vehicle Count)	Total MAV (Multi Axle Vehicle) Amount (in Rs.)	Three Axle Count	Three Axle Count Amount (in Rs.)	FASTag Debit Adjustment/ Chargeback Received from Bank (Net) Note-5
1	2	3	4	5	8	9	10	11	12	13	
Single Journey	7070	333376	907	149944	603	50575	2599	920907	0	0	0
Monthly Pass Sales	1	1410	0	0	0	0	0	0	0	0	0
Daily Pass Sales	3317	233637	226	55745	251	31320	311	164787	0	0	0
Local Pass Sales	0	0	0	0	0	0	0	0	0	0	0
Return Pass Sales	0	0	0	0	0	0	0	0	0	0	0
Double User Fee (FASTag Lane Violation) (Note-6)	1242	116936	18	5940	8	1328	5	3550	0	0	0

Total Non-Tollable Traffic Count Entry Details (Note-2)					
Transaction Type	Car/Jeep Count	Bus/Truck Count	LCV Count	MAV (Multi Axle Vehicle Count)	Three Axle Count
1	2	3	5	6	7
Reuse & Exit	3625	272	268	322	0
Exemption & Violation	7924	206	97	165	0



Notes

- Fee for Fastag vehicles passing two toll plazas, is collected at two plazas in few cases and therefore section wise traffic details will not be available at one plaza for same.
- All Non-tollable traffic could not be recorded/reported due to unavailability of adequate Lanes & systems. Non-Tollable count includes Reuse of daily/return/monthly pass, exit trips, exemption and violations.
- Reporting (FASTag/Cash/Card) - 12:00:00 AM to 11:59:59 PM.
- Fastag Collection is net of Acquiring Bank Charges
- FASTag Debit Adjustment/Chargeback Received from Bank (Net)
- Double user fee (from cash vehicles entering dedicated Fastag lane) collected from vehicles are reported separately (count and revenue). These are included in vehicle category wise count and revenue.

MONTHLY/DAILY FEE STATEMENT

Project Highway: National Highway NH-48

Day/Month: 17-Mar-2025

Sr. No.	Name of Toll Plaza Location	Chainage
National Highway NH-48 (from Km. 20+400 to 131+200)		
1	Varsoli	60+050

Type of Vehicle	For corresponding day/month of previous year 17-Mar-2024		For preceding day/month 16-Mar-2025		For the day/month reported upon 17-Mar-2025		
	No. of Vehicles	Fee collected (in lakh Rs.)	No. of Vehicles	Fee collected (in lakh Rs.)	Fee per Vehicle (in Rs.)	No. of Vehicles	Fee collected (in lakh Rs.)
1	2	3	4	5	6	7	8
A-Car (Note-7)	10282	624707	11630	685359	Note-1	6681	384846
B-LCV	814	78814	862	83223		1028	99599
C-Bus	1171	217434	1151	211629		1271	235121
D-Truck	0	0	0	0		0	0
E-Three-axle vehicle	0	0	0	0		0	0
F-Multi-axle Truck	2823	1041593	2915	1089245		2990	1139479
G-Oversized vehicle	0	0	0	0		0	0
FASTag Debit Adjustment/ Chargeback Received from Bank (Net) (Note-5)	0	1391	0	0	Note-5	0	3198
H- Total	15090	1963939	16558	2069456		11970	1862244

Day/Month wise Opening Balance of Toll Collection & Traffic

Day	17
Month	3
Year	2025
Toll Depositing Bank	State Bank Of India
Bank Account No.	39177623786

Transaction Type	Car/Jeep Count	Total Car/ Jeep Amount (in Rs.)	Bus/Truck Count	Total Bus / Truck Amount (in Rs.)	LCV Count	Total LCV Amount (in Rs.)	MAV (Multi Axle Vehicle Count)	Total MAV (Multi Axle Vehicle) Amount (in Rs.)	Three Axle Count	Three Axle Count Amount (in Rs.)	FASTag Debit Adjustment/ Chargeback Received from Bank (Net) Note-5
1	2	3	4	5	8	9	10	11	12	13	
Single Journey	4222	199170	978	161845	708	59163	2549	903721	0	0	3198
Monthly Pass Sales	0	0	0	0	0	0	0	0	0	0	0
Daily Pass Sales	1948	137360	285	70637	308	38278	432	229368	0	0	0
Local Pass Sales	0	0	0	0	0	0	0	0	0	0	0
Return Pass Sales	0	0	0	0	0	0	0	0	0	0	0
Double User Fee (FASTag Lane Violation) (Note-6)	511	48316	8	2640	12	2158	9	6390	0	0	0

Total Non-Tollable Traffic Count Entry Details (Note-2)					
Transaction Type	Car/Jeep Count	Bus/Truck Count	LCV Count	MAV (Multi Axle Vehicle Count)	Three Axle Count
1	2	3	5	6	7
Reuse & Exit	2116	352	328	446	0
Exemption & Violation	6309	201	121	271	0



Notes

1. Fee for Fastag vehicles passing two toll plazas, is collected at two plazas in few cases and therefore section wise traffic details will not be available at one plaza for same.
2. All Non-tollable traffic could not be recorded/reported due to unavailability of adequate Lanes & systems. Non-Tollable count includes Reuse of daily/return/monthly pass, exit trips, exemption and violations.
3. Reporting (FASTag/Cash/Card) - 12:00:00 AM to 11:59:59 PM.
4. Fastag Collection is net of Acquiring Bank Charges
5. FASTag Debit Adjustment/Chargeback Received from Bank (Net)
6. Double user fee (from cash vehicles entering dedicated Fastag lane) collected from vehicles are reported separately (count and revenue). These are included in vehicle category wise count and revenue.

MONTHLY/DAILY FEE STATEMENT

Project Highway: National Highway NH-48

Day/Month: 18-Mar-2025

Sr. No.	Name of Toll Plaza Location	Chainage
National Highway NH-48 (from Km. 20+400 to 131+200)		
1	Varsoli	60+050

Type of Vehicle	For corresponding day/month of previous year 18-Mar-2024		For preceding day/month 17-Mar-2025		For the day/month reported upon 18-Mar-2025		
	No. of Vehicles	Fee collected (in lakh Rs.)	No. of Vehicles	Fee collected (in lakh Rs.)	Fee per Vehicle (in Rs.)	No. of Vehicles	Fee collected (in lakh Rs.)
1	2	3	4	5	6	7	8
A-Car (Note-7)	6153	363316	6681	384846	Note-1	6844	408732
B-LCV	894	87888	1028	99599		1352	131851
C-Bus	1199	222588	1271	235121		1520	283645
D-Truck	0	0	0	0		0	0
E-Three-axle vehicle	0	0	0	0		0	0
F-Multi-axle Truck	2842	1066063	2990	1139479		3627	1396501
G-Oversized vehicle	0	0	0	0		0	0
FASTag Debit Adjustment/ Chargeback Received from Bank (Net) (Note-5)	0	0	0	3198	Note-5	0	62
H- Total	11088	1739855	11970	1862244		13343	2220791

Day/Month wise Opening Balance of Toll Collection & Traffic

Day	18
Month	3
Year	2025
Toll Depositing Bank	State Bank Of India
Bank Account No.	39177623786

Transaction Type	Car/Jeep Count	Total Car/ Jeep Amount (in Rs.)	Bus/Truck Count	Total Bus / Truck Amount (in Rs.)	LCV Count	Total LCV Amount (in Rs.)	MAV (Multi Axle Vehicle Count)	Total MAV (Multi Axle Vehicle) Amount (in Rs.)	Three Axle Count	Three Axle Count Amount (in Rs.)	FASTag Debit Adjustment/ Chargeback Received from Bank (Net) Note-5
1	2	3	4	5	8	9	10	11	12	13	
Single Journey	3827	181059	1146	189203	895	74824	3097	1098387	0	0	62
Monthly Pass Sales	1	720	0	0	0	0	3	16020	0	0	0
Daily Pass Sales	2422	170741	353	87512	452	56197	517	274993	0	0	0
Local Pass Sales	0	0	0	0	0	0	0	0	0	0	0
Return Pass Sales	0	0	0	0	0	0	0	0	0	0	0
Double User Fee (FASTag Lane Violation) (Note-6)	594	56212	21	6930	5	830	10	7100	0	0	0

Total Non-Tollable Traffic Count Entry Details (Note-2)					
Transaction Type	Car/Jeep Count	Bus/Truck Count	LCV Count	MAV (Multi Axle Vehicle Count)	Three Axle Count
1	2	3	5	6	7
Reuse & Exit	2617	430	474	531	0
Exemption & Violation	6509	263	119	342	0

Notes

1. Fee for Fastag vehicles passing two toll plazas, is collected at two plazas in few cases and therefore section wise traffic details will not be available at one plaza for same.
2. All Non-tollable traffic could not be recorded/reported due to unavailability of adequate Lanes & systems. Non-Tollable count includes Reuse of daily/return/monthly pass, exit trips, exemption and violations.
3. Reporting (FASTag/Cash/Card) - 12:00:00 AM to 11:59:59 PM.
4. Fastag Collection is net of Acquiring Bank Charges
5. FASTag Debit Adjustment/Chargeback Received from Bank (Net)
6. Double user fee (from cash vehicles entering dedicated Fastag lane) collected from vehicles are reported separately (count and revenue). These are included in vehicle category wise count and revenue.



MONTHLY/DAILY FEE STATEMENT

Project Highway: National Highway NH-48

Day/Month: 19-Mar-2025

Sr. No.	Name of Toll Plaza Location	Chainage
National Highway NH-48 (from Km. 20+400 to 131+200)		
1	Varsoli	60+050

Type of Vehicle	For corresponding day/month of previous year 19-Mar-2024		For preceding day/month 18-Mar-2025		For the day/month reported upon 19-Mar-2025		
	No. of Vehicles	Fee collected (in lakh Rs.)	No. of Vehicles	Fee collected (in lakh Rs.)	Fee per Vehicle (in Rs.)	No. of Vehicles	Fee collected (in lakh Rs.)
1	2	3	4	5	6	7	8
A –Car (Note-7)	5932	359652	6844	408732	Note-1	6896	408662
B –LCV	1117	111250	1352	131851		1293	125324
C- Bus	1439	264820	1520	283645		1550	290116
D –Truck	0	0	0	0		0	0
E -Three-axle vehicle	0	0	0	0		0	0
F -Multi-axle Truck	3359	1285261	3627	1396501		3654	1394064
G -Oversized vehicle	0	0	0	0		0	0
FASTag Debit Adjustment/ Chargeback Received from Bank (Net) (Note-5)	0	1565	0	62	Note-5	0	1116
H- Total	11847	2022548	13343	2220791		13393	2219281

Day/Month wise Opening Balance of Toll Collection & Traffic

Day	19
Month	3
Year	2025
Toll Depositing Bank	State Bank Of India
Bank Account No.	39177623786

Transaction Type	Car/Jeep Count	Total Car/ Jeep Amount (in Rs.)	Bus/Truck Count	Total Bus / Truck Amount (in Rs.)	LCV Count	Total LCV Amount (in Rs.)	MAV (Multi Axle Vehicle Count)	Total MAV (Multi Axle Vehicle) Amount (in Rs.)	Three Axle Count	Three Axle Count Amount (in Rs.)	FASTag Debit Adjustment/ Chargeback Received from Bank (Net) Note-5
1	2	3	4	5	8	9	10	11	12	13	
Single Journey	3986	188480	1164	192494	886	74051	3105	1101162	0	0	1116
Monthly Pass Sales	0	0	0	0	0	0	0	0	0	0	0
Daily Pass Sales	2284	160962	366	90690	393	48949	540	286512	0	0	0
Local Pass Sales	0	0	0	0	0	0	0	0	0	0	0
Return Pass Sales	0	0	0	0	0	0	0	0	0	0	0
Double User Fee (FASTag Lane Violation) (Note-6)	626	59220	20	6932	14	2324	9	6390	0	0	0

Total Non-Tollable Traffic Count Entry Details (Note-2)					
Transaction Type	Car/Jeep Count	Bus/Truck Count	LCV Count	MAV (Multi Axle Vehicle Count)	Three Axle Count
1	2	3	5	6	7
Reuse & Exit	2460	429	415	569	0
Exemption & Violation	6238	260	94	274	0



Notes

1. Fee for Fastag vehicles passing two toll plazas, is collected at two plazas in few cases and therefore section wise traffic details will not be available at one plaza for same.
2. All Non-tollable traffic could not be recorded/reported due to unavailability of adequate Lanes & systems. Non-Tollable count includes Reuse of daily/return/monthly pass, exit trips, exemption and violations.
3. Reporting (FASTag/Cash/Card) - 12:00:00 AM to 11:59:59 PM.
4. Fastag Collection is net of Acquiring Bank Charges
5. FASTag Debit Adjustment/Chargeback Received from Bank (Net)
6. Double user fee (from cash vehicles entering dedicated Fastag lane) collected from vehicles are reported separately (count and revenue). These are included in vehicle category wise count and revenue.

MONTHLY/DAILY FEE STATEMENT

Project Highway: National Highway NH-48

Day/Month: 20-Mar-2025

Sr. No.	Name of Toll Plaza Location	Chainage
National Highway NH-48 (from Km. 20+400 to 131+200)		
1	Varsoli	60+050

Type of Vehicle	For corresponding day/month of previous year 20-Mar-2024		For preceding day/month 19-Mar-2025		For the day/month reported upon 20-Mar-2025		
	No. of Vehicles	Fee collected (in lakh Rs.)	No. of Vehicles	Fee collected (in lakh Rs.)	Fee per Vehicle (in Rs.)	No. of Vehicles	Fee collected (in lakh Rs.)
1	2	3	4	5	6	7	8
A-Car (Note-7)	5994	359513	6896	408662	Note-1	6702	394549
B-LCV	1110	107794	1293	125324		1338	130853
C-Bus	1457	270220	1550	290116		1555	288300
D-Truck	0	0	0	0		0	0
E-Three-axle vehicle	0	0	0	0		0	0
F-Multi-axle Truck	3279	1252647	3654	1394064		3913	1494395
G-Oversized vehicle	0	0	0	0		0	0
FASTag Debit Adjustment/ Chargeback Received from Bank (Net) (Note-5)	0	1031	0	1116	Note-5	0	0
H- Total	11840	1991205	13393	2219281		13508	2308098

Day/Month wise Opening Balance of Toll Collection & Traffic

Day	20
Month	3
Year	2025
Toll Depositing Bank	State Bank Of India
Bank Account No.	39177623786

Transaction Type	Car/Jeep Count	Total Car/ Jeep Amount (in Rs.)	Bus/Truck Count	Total Bus / Truck Amount (in Rs.)	LCV Count	Total LCV Amount (in Rs.)	MAV (Multi Axle Vehicle Count)	Total MAV (Multi Axle Vehicle) Amount (in Rs.)	Three Axle Count	Three Axle Count Amount (in Rs.)	FASTag Debit Adjustment/ Chargeback Received from Bank (Net) Note-5
1	2	3	4	5	8	9	10	11	12	13	
Single Journey	3918	185065	1188	196332	891	74381	3326	1179066	0	0	0
Monthly Pass Sales	0	0	0	0	0	0	0	0	0	0	0
Daily Pass Sales	2223	156657	353	87348	430	53650	567	301129	0	430	0
Local Pass Sales	0	0	0	0	0	0	0	0	0	0	0
Return Pass Sales	0	0	0	0	0	0	0	0	0	0	0
Double User Fee (FASTag Lane Violation) (Note-6)	561	52828	14	4620	17	2822	20	14200	0	0	0

Total Non-Tollable Traffic Count Entry Details (Note-2)						
Transaction Type	Car/Jeep Count	Bus/Truck Count	LCV Count	MAV (Multi Axle Vehicle Count)	Three Axle Count	
1	2	3	5	6	7	
Reuse & Exit	2378	411	450	580	0	
Exemption & Violation	6544	251	95	253	0	



Notes

1. Fee for Fastag vehicles passing two toll plazas, is collected at two plazas in few cases and therefore section wise traffic details will not be available at one plaza for same.
2. All Non-tollable traffic could not be recorded/reported due to unavailability of adequate Lanes & systems. Non-Tollable count includes Reuse of daily/return/monthly pass, exit trips, exemption and violations.
3. Reporting (FASTag/Cash/Card) - 12:00:00 AM to 11:59:59 PM.
4. Fastag Collection is net of Acquiring Bank Charges
5. FASTag Debit Adjustment/Chargeback Received from Bank (Net)
6. Double user fee (from cash vehicles entering dedicated Fastag lane) collected from vehicles are reported separately (count and revenue). These are included in vehicle category wise count and revenue.

MONTHLY/DAILY FEE STATEMENT

Project Highway: National Highway NH-48

Day/Month: 21-Mar-2025

Sr. No.	Name of Toll Plaza Location	Chainage
National Highway NH-48 (from Km. 20+400 to 131+200)		
1	Varsoli	60+050

Type of Vehicle	For corresponding day/month of previous year 21-Mar-2024		For preceding day/month 20-Mar-2025		For the day/month reported upon 21-Mar-2025		
	No. of Vehicles	Fee collected (in lakh Rs.)	No. of Vehicles	Fee collected (in lakh Rs.)	Fee per Vehicle (in Rs.)	No. of Vehicles	Fee collected (in lakh Rs.)
1	2	3	4	5	6	7	8
A-Car (Note-7)	5918	353858	6702	394549	Note-1	7821	465727
B-LCV	1167	115090	1338	130853		1291	126109
C-Bus	1451	271049	1555	288300		1562	293173
D-Truck	0	0	0	0		0	0
E-Three-axle vehicle	0	0	0	0		0	0
F-Multi-axle Truck	3423	1300752	3913	1494395		3703	1414146
G-Oversized vehicle	0	0	0	0	0	0	
FASTag Debit Adjustment/ Chargeback Received from Bank (Net) (Note-5)	0	1172	0	0	Note-5	0	244
H- Total	11959	2041920	13508	2308098		14377	2299398

Day/Month wise Opening Balance of Toll Collection & Traffic

Day	21
Month	3
Year	2025
Toll Depositing Bank	State Bank Of India
Bank Account No.	39177623786

Transaction Type	Car/Jeep Count	Total Car/ Jeep Amount (in Rs.)	Bus/Truck Count	Total Bus / Truck Amount (in Rs.)	LCV Count	Total LCV Amount (in Rs.)	MAV (Multi Axle Vehicle Count)	Total MAV (Multi Axle Vehicle) Amount (in Rs.)	Three Axle Count	Three Axle Count Amount (in Rs.)	FASTag Debit Adjustment/ Chargeback Received from Bank (Net)
1	2	3	4	5	8	9	10	11	12	13	Note-5
Single Journey	4452	210358	1147	189570	860	71897	3138	1112738	0	0	244
Monthly Pass Sales	0	0	0	0	0	0	0	0	0	0	0
Daily Pass Sales	2631	185527	405	100303	415	51557	556	295018	0	0	0
Local Pass Sales	0	0	0	0	0	0	0	0	0	0	0
Return Pass Sales	0	0	0	0	0	0	0	0	0	0	0
Double User Fee (FASTag Lane Violation) (Note-6)	738	69842	10	3300	16	2656	9	6390	0	0	0

Total Non-Tollable Traffic Count Entry Details (Note-2)					
Transaction Type	Car/Jeep Count	Bus/Truck Count	LCV Count	MAV (Multi Axle Vehicle Count)	Three Axle Count
1	2	3	5	6	7
Reuse & Exit	2876	478	434	575	0
Exemption & Violation	6589	268	133	301	0



Notes

1. Fee for Fastag vehicles passing two toll plazas, is collected at two plazas in few cases and therefore section wise traffic details will not be available at one plaza for same.
2. All Non-tollable traffic could not be recorded/reported due to unavailability of adequate Lanes & systems. Non-Tollable count includes Reuse of daily/return/monthly pass, exit trips, exemption and violations.
3. Reporting (FASTag/Cash/Card) - 12:00:00 AM to 11:59:59 PM.
4. Fastag Collection is net of Acquiring Bank Charges
5. FASTag Debit Adjustment/Chargeback Received from Bank (Net)
6. Double user fee (from cash vehicles entering dedicated Fastag lane) collected from vehicles are reported separately (count and revenue). These are included in vehicle category wise count and revenue.

MONTHLY/DAILY FEE STATEMENT

Project Highway: National Highway NH-48

Day/Month: 22-Mar-2025

Sr. No.	Name of Toll Plaza Location	Chainage
National Highway NH-48 (from Km. 20+400 to 131+200)		
1	Varsoli	60+050

Type of Vehicle	For corresponding day/month of previous year 22-Mar-2024		For preceding day/month 21-Mar-2025		For the day/month reported upon 22-Mar-2025		
	No. of Vehicles	Fee collected (in lakh Rs.)	No. of Vehicles	Fee collected (in lakh Rs.)	Fee per Vehicle (in Rs.)	No. of Vehicles	Fee collected (in lakh Rs.)
1	2	3	4	5	6	7	8
A-Car (Note-7)	7067	419546	7821	465727	Note-1	10093	584425
B-LCV	1113	107260	1291	126109		1374	133806
C-Bus	1465	271126	1562	293173		1558	288843
D-Truck	0	0	0	0		0	0
E-Three-axle vehicle	0	0	0	0		0	0
F-Multi-axle Truck	3469	1324108	3703	1414146		3777	1453586
G-Oversized vehicle	0	0	0	0	0	0	
FASTag Debit Adjustment/ Chargeback Received from Bank (Net) (Note-5)	0	1376	0	244	Note-5	0	893
H- Total	13114	2123416	14377	2299398		16802	2461553

Day/Month wise Opening Balance of Toll Collection & Traffic

Day	22
Month	3
Year	2025
Toll Depositing Bank	State Bank Of India
Bank Account No.	39177623786

Transaction Type	Car/Jeep Count	Total Car/ Jeep Amount (in Rs.)	Bus/Truck Count	Total Bus / Truck Amount (in Rs.)	LCV Count	Total LCV Amount (in Rs.)	MAV (Multi Axle Vehicle Count)	Total MAV (Multi Axle Vehicle) Amount (in Rs.)	Three Axle Count	Three Axle Count Amount (in Rs.)	FASTag Debit Adjustment/ Chargeback Received from Bank (Net)
1	2	3	4	5	8	9	10	11	12	13	Note-5
Single Journey	6257	295103	1199	198321	924	77003	3191	1131757	0	0	893
Monthly Pass Sales	0	0	0	0	0	0	2	10680	0	0	0
Daily Pass Sales	3032	213557	341	84582	430	53482	577	306180	0	0	0
Local Pass Sales	0	0	0	0	0	0	0	0	0	0	0
Return Pass Sales	0	0	0	0	0	0	0	0	0	0	0
Double User Fee (FASTag Lane Violation) (Note-6)	804	75764	18	5940	20	3320	7	4970	0	0	0

Total Non-Tollable Traffic Count Entry Details (Note-2)					
Transaction Type	Car/Jeep Count	Bus/Truck Count	LCV Count	MAV (Multi Axle Vehicle Count)	Three Axle Count
1	2	3	5	6	7
Reuse & Exit	3310	404	451	612	0
Exemption & Violation	5393	275	130	290	0



Notes

1. Fee for Fastag vehicles passing two toll plazas, is collected at two plazas in few cases and therefore section wise traffic details will not be available at one plaza for same.
2. All Non-tollable traffic could not be recorded/reported due to unavailability of adequate Lanes & systems. Non-Tollable count includes Reuse of daily/return/monthly pass, exit trips, exemption and violations.
3. Reporting (FASTag/Cash/Card) - 12:00:00 AM to 11:59:59 PM.
4. Fastag Collection is net of Acquiring Bank Charges
5. FASTag Debit Adjustment/Chargeback Received from Bank (Net)
6. Double user fee (from cash vehicles entering dedicated Fastag lane) collected from vehicles are reported separately (count and revenue). These are included in vehicle category wise count and revenue.

MONTHLY/DAILY FEE STATEMENT

Project Highway: National Highway NH-48

Day/Month: 23-Mar-2025

Sr. No.	Name of Toll Plaza Location	Chainage
National Highway NH-48 (from Km. 20+400 to 131+200)		
1	Varsoli	60+050

Type of Vehicle	For corresponding day/month of previous year 23-Mar-2024		For preceding day/month 22-Mar-2025		For the day/month reported upon 23-Mar-2025		
	No. of Vehicles	Fee collected (in lakh Rs.)	No. of Vehicles	Fee collected (in lakh Rs.)	Fee per Vehicle (in Rs.)	No. of Vehicles	Fee collected (in lakh Rs.)
1	2	3	4	5	6	7	8
A-Car (Note-7)	9256	539557	10093	584425	Note-1	11098	662575
B-LCV	1131	108348	1374	133806		941	89561
C-Bus	1284	235720	1558	288843		1295	238202
D-Truck	0	0	0	0		0	0
E-Three-axle vehicle	0	0	0	0		0	0
F-Multi-axle Truck	3164	1181986	3777	1453586		3142	1172195
G-Oversized vehicle	0	0	0	0	0	0	
FASTag Debit Adjustment/ Chargeback Received from Bank (Net) (Note-5)	0	1154	0	893	Note-5	0	-23
H- Total	14835	2066764	16802	2461553		16476	2162510

Day/Month wise Opening Balance of Toll Collection & Traffic

Day	23
Month	3
Year	2025
Toll Depositing Bank	State Bank Of India
Bank Account No.	39177623786

Transaction Type	Car/Jeep Count	Total Car/ Jeep Amount (in Rs.)	Bus/Truck Count	Total Bus / Truck Amount (in Rs.)	LCV Count	Total LCV Amount (in Rs.)	MAV (Multi Axle Vehicle Count)	Total MAV (Multi Axle Vehicle) Amount (in Rs.)	Three Axle Count	Three Axle Count Amount (in Rs.)	FASTag Debit Adjustment/ Chargeback Received from Bank (Net)
1	2	3	4	5	8	9	10	11	12	13	Note-5
Single Journey	6352	299758	1019	168349	683	57163	2816	998280	0	0	-23
Monthly Pass Sales	0	0	0	0	0	0	0	0	0	0	0
Daily Pass Sales	3547	249923	256	63253	250	31070	321	170365	0	0	0
Local Pass Sales	0	0	0	0	0	0	0	0	0	0	0
Return Pass Sales	0	0	0	0	0	0	0	0	0	0	0
Double User Fee (FASTag Lane Violation) (Note-6)	1199	112894	20	6600	8	1328	5	3550	0	0	0

Total Non-Tollable Traffic Count Entry Details (Note-2)					
Transaction Type	Car/Jeep Count	Bus/Truck Count	LCV Count	MAV (Multi Axle Vehicle Count)	Three Axle Count
1	2	3	5	6	7
Reuse & Exit	3783	311	264	329	0
Exemption & Violation	5598	230	91	197	0



Notes

1. Fee for Fastag vehicles passing two toll plazas, is collected at two plazas in few cases and therefore section wise traffic details will not be available at one plaza for same.
2. All Non-tollable traffic could not be recorded/reported due to unavailability of adequate Lanes & systems. Non-Tollable count includes Reuse of daily/return/monthly pass, exit trips, exemption and violations.
3. Reporting (FASTag/Cash/Card) - 12:00:00 AM to 11:59:59 PM.
4. Fastag Collection is net of Acquiring Bank Charges
5. FASTag Debit Adjustment/Chargeback Received from Bank (Net)
6. Double user fee (from cash vehicles entering dedicated Fastag lane) collected from vehicles are reported separately (count and revenue). These are included in vehicle category wise count and revenue.

MONTHLY/DAILY FEE STATEMENT

Project Highway: National Highway NH-48

Day/Month: 24-Mar-2025

Sr. No.	Name of Toll Plaza Location	Chainage
National Highway NH-48 (from Km. 20+400 to 131+200)		
1	Varsoli	60+050

Type of Vehicle	For corresponding day/month of previous year 24-Mar-2024		For preceding day/month 23-Mar-2025		For the day/month reported upon 24-Mar-2025		
	No. of Vehicles	Fee collected (in lakh Rs.)	No. of Vehicles	Fee collected (in lakh Rs.)	Fee per Vehicle (in Rs.)	No. of Vehicles	Fee collected (in lakh Rs.)
1	2	3	4	5	6	7	8
A-Car (Note-7)	10025	601798	11098	662575	Note-1	6519	378491
B-LCV	804	78560	941	89561		1083	105533
C- Bus	1172	219125	1295	238202		1310	243155
D-Truck	0	0	0	0		0	0
E-Three-axle vehicle	0	0	0	0		0	0
F-Multi-axle Truck	2933	1122295	3142	1172195		3263	1251921
G-Oversized vehicle	0	0	0	0		0	0
FASTag Debit Adjustment/ Chargeback Received from Bank (Net) (Note-5)	0	0	0	-23	Note-5	0	2556
H- Total	14934	2021779	16476	2162510		12175	1981657

Day/Month wise Opening Balance of Toll Collection & Traffic

Day	24
Month	3
Year	2025
Toll Depositing Bank	State Bank Of India
Bank Account No.	39177623786

Transaction Type	Car/Jeep Count	Total Car/ Jeep Amount (in Rs.)	Bus/Truck Count	Total Bus / Truck Amount (in Rs.)	LCV Count	Total LCV Amount (in Rs.)	MAV (Multi Axle Vehicle Count)	Total MAV (Multi Axle Vehicle) Amount (in Rs.)	Three Axle Count	Three Axle Count Amount (in Rs.)	FASTag Debit Adjustment/ Chargeback Received from Bank (Net)
1	2	3	4	5	8	9	10	11	12	13	Note-5
Single Journey	4036	190300	1004	166003	730	61014	2746	974774	0	0	2556
Monthly Pass Sales	0	0	0	0	0	0	0	0	0	0	0
Daily Pass Sales	1928	135739	293	72863	339	42195	500	265077	0	0	0
Local Pass Sales	0	0	0	0	0	0	0	0	0	0	0
Return Pass Sales	0	0	0	0	0	0	0	0	0	0	0
Double User Fee (FASTag Lane Violation) (Note-6)	555	52452	13	4290	14	2324	17	12070	0	0	0

Total Non-Tollable Traffic Count Entry Details (Note-2)					
Transaction Type	Car/Jeep Count	Bus/Truck Count	LCV Count	MAV (Multi Axle Vehicle Count)	Three Axle Count
1	2	3	5	6	7
Reuse & Exit	2085	357	368	515	0
Exemption & Violation	6470	266	135	333	0

Notes

- Fee for Fastag vehicles passing two toll plazas, is collected at two plazas in few cases and therefore section wise traffic details will not be available at one plaza for same.
- All Non-tollable traffic could not be recorded/reported due to unavailability of adequate Lanes & systems. Non-Tollable count includes Reuse of daily/return/monthly pass, exit trips, exemption and violations.
- Reporting (FASTag/Cash/Card) - 12:00:00 AM to 11:59:59 PM.
- Fastag Collection is net of Acquiring Bank Charges
- FASTag Debit Adjustment/Chargeback Received from Bank (Net)
- Double user fee (from cash vehicles entering dedicated Fastag lane) collected from vehicles are reported separately (count and revenue). These are included in vehicle category wise count and revenue.



MONTHLY/DAILY FEE STATEMENT

Project Highway: National Highway NH-48

Day/Month: 25-Mar-2025

Sr. No.	Name of Toll Plaza Location	Chainage
National Highway NH-48 (from Km. 20+400 to 131+200)		
1	Varsoli	60+050

Type of Vehicle	For corresponding day/month of previous year 25-Mar-2024		For preceding day/month 24-Mar-2025		For the day/month reported upon 25-Mar-2025		
	No. of Vehicles	Fee collected (in lakh Rs.)	No. of Vehicles	Fee collected (in lakh Rs.)	Fee per Vehicle (in Rs.)	No. of Vehicles	Fee collected (in lakh Rs.)
1	2	3	4	5	6	7	8
A-Car (Note-7)	8196	486416	6519	378491	Note-1	6767	401822
B-LCV	416	39716	1083	105533		1322	128527
C-Bus	629	114793	1310	243155		1510	282409
D-Truck	0	0	0	0		0	0
E-Three-axle vehicle	0	0	0	0		0	0
F-Multi-axle Truck	1566	579485	3263	1251921		3761	1446508
G-Oversized vehicle	0	0	0	0		0	0
FASTag Debit Adjustment/ Chargeback Received from Bank (Net) (Note-5)	0	0	0	2556	Note-5	0	1190
H- Total	10807	1220410	12175	1981657		13360	2260456

Day/Month wise Opening Balance of Toll Collection & Traffic

Day	25
Month	3
Year	2025
Toll Depositing Bank	State Bank Of India
Bank Account No.	39177623786

Transaction Type	Car/Jeep Count	Total Car/ Jeep Amount (in Rs.)	Bus/Truck Count	Total Bus / Truck Amount (in Rs.)	LCV Count	Total LCV Amount (in Rs.)	MAV (Multi Axle Vehicle Count)	Total MAV (Multi Axle Vehicle) Amount (in Rs.)	Three Axle Count	Three Axle Count Amount (in Rs.)	FASTag Debit Adjustment/ Chargeback Received from Bank (Net)
1	2	3	4	5	8	9	10	11	12	13	Note-5
Single Journey	3822	180756	1139	188092	896	75103	3126	1108785	0	0	1190
Monthly Pass Sales	0	0	0	0	0	0	0	0	0	0	0
Daily Pass Sales	2376	167391	344	85407	414	51432	632	335593	0	0	0
Local Pass Sales	0	0	0	0	0	0	0	0	0	0	0
Return Pass Sales	0	0	0	0	0	0	0	0	0	0	0
Double User Fee (FASTag Lane Violation) (Note-6)	569	53674	27	8910	12	1992	3	2130	0	0	0

Total Non-Tollable Traffic Count Entry Details (Note-2)					
Transaction Type	Car/Jeep Count	Bus/Truck Count	LCV Count	MAV (Multi Axle Vehicle Count)	Three Axle Count
1	2	3	5	6	7
Reuse & Exit	2528	417	458	653	0
Exemption & Violation	6121	237	141	339	0

Notes

- Fee for Fastag vehicles passing two toll plazas, is collected at two plazas in few cases and therefore section wise traffic details will not be available at one plaza for same.
- All Non-tollable traffic could not be recorded/reported due to unavailability of adequate Lanes & systems. Non-Tollable count includes Reuse of daily/return/monthly pass, exit trips, exemption and violations.
- Reporting (FASTag/Cash/Card) - 12:00:00 AM to 11:59:59 PM.
- Fastag Collection is net of Acquiring Bank Charges
- FASTag Debit Adjustment/Chargeback Received from Bank (Net)
- Double user fee (from cash vehicles entering dedicated Fastag lane) collected from vehicles are reported separately (count and revenue). These are included in vehicle category wise count and revenue.



MONTHLY/DAILY FEE STATEMENT

Project Highway: National Highway NH-48

Day/Month: 26-Mar-2025

Sr. No.	Name of Toll Plaza Location	Chainage
National Highway NH-48 (from Km. 20+400 to 131+200)		
1	Varsoli	60+050

Type of Vehicle	For corresponding day/month of previous year 26-Mar-2024		For preceding day/month 25-Mar-2025		For the day/month reported upon 26-Mar-2025		
	No. of Vehicles	Fee collected (in lakh Rs.)	No. of Vehicles	Fee collected (in lakh Rs.)	Fee per Vehicle (in Rs.)	No. of Vehicles	Fee collected (in lakh Rs.)
1	2	3	4	5	6	7	8
A-Car (Note-7)	6350	375343	6767	401822	Note-1	7011	414759
B-LCV	753	72967	1322	128527		1331	128584
C-Bus	926	171200	1510	282409		1605	301267
D-Truck	0	0	0	0		0	0
E-Three-axle vehicle	0	0	0	0		0	0
F-Multi-axle Truck	2417	920620	3761	1446508		3905	1490335
G-Oversized vehicle	0	0	0	0	0	0	
FASTag Debit Adjustment/ Chargeback Received from Bank (Net) (Note-5)	0	0	0	1190	Note-5	0	809
H- Total	10446	1540131	13360	2260456		13852	2335754

Day/Month wise Opening Balance of Toll Collection & Traffic

Day	26
Month	3
Year	2025
Toll Depositing Bank	State Bank Of India
Bank Account No.	39177623786

Transaction Type	Car/Jeep Count	Total Car/ Jeep Amount (in Rs.)	Bus/Truck Count	Total Bus / Truck Amount (in Rs.)	LCV Count	Total LCV Amount (in Rs.)	MAV (Multi Axle Vehicle Count)	Total MAV (Multi Axle Vehicle) Amount (in Rs.)	Three Axle Count	Three Axle Count Amount (in Rs.)	FASTag Debit Adjustment/ Chargeback Received from Bank (Net)
1	2	3	4	5	8	9	10	11	12	13	Note-5
Single Journey	4051	191446	1192	197212	912	76177	3315	1175817	0	0	809
Monthly Pass Sales	0	0	0	0	0	0	0	0	0	0	0
Daily Pass Sales	2341	164939	393	97455	412	51245	583	309548	0	0	0
Local Pass Sales	0	0	0	0	0	0	0	0	0	0	0
Return Pass Sales	0	0	0	0	0	0	0	0	0	0	0
Double User Fee (FASTag Lane Violation) (Note-6)	619	58374	20	6600	7	1162	7	4970	0	0	0

Total Non-Tollable Traffic Count Entry Details (Note-2)					
Transaction Type	Car/Jeep Count	Bus/Truck Count	LCV Count	MAV (Multi Axle Vehicle Count)	Three Axle Count
1	2	3	5	6	7
Reuse & Exit	2544	456	438	598	0
Exemption & Violation	5950	226	129	300	0



Notes

1. Fee for Fastag vehicles passing two toll plazas, is collected at two plazas in few cases and therefore section wise traffic details will not be available at one plaza for same.
2. All Non-tollable traffic could not be recorded/reported due to unavailability of adequate Lanes & systems. Non-Tollable count includes Reuse of daily/return/monthly pass, exit trips, exemption and violations.
3. Reporting (FASTag/Cash/Card) - 12:00:00 AM to 11:59:59 PM.
4. Fastag Collection is net of Acquiring Bank Charges
5. FASTag Debit Adjustment/Chargeback Received from Bank (Net)
6. Double user fee (from cash vehicles entering dedicated Fastag lane) collected from vehicles are reported separately (count and revenue). These are included in vehicle category wise count and revenue.

MONTHLY/DAILY FEE STATEMENT

Project Highway: National Highway NH-48

Day/Month: 27-Mar-2025

Sr. No.	Name of Toll Plaza Location	Chainage
National Highway NH-48 (from Km. 20+400 to 131+200)		
1	Varsoli	60+050

Type of Vehicle	For corresponding day/month of previous year 27-Mar-2024		For preceding day/month 26-Mar-2025		For the day/month reported upon 27-Mar-2025		
	No. of Vehicles	Fee collected (in lakh Rs.)	No. of Vehicles	Fee collected (in lakh Rs.)	Fee per Vehicle (in Rs.)	No. of Vehicles	Fee collected (in lakh Rs.)
1	2	3	4	5	6	7	8
A-Car (Note-7)	6611	398839	7011	414759	Note-1	6913	407045
B-LCV	1169	115766	1331	128584		1403	137069
C-Bus	1386	255993	1605	301267		1500	282384
D-Truck	0	0	0	0		0	0
E-Three-axle vehicle	0	0	0	0		0	0
F-Multi-axle Truck	3086	1172799	3905	1490335		3935	1514276
G-Oversized vehicle	0	0	0	0	0	0	
FASTag Debit Adjustment/ Chargeback Received from Bank (Net) (Note-5)	0	3456	0	809	Note-5	0	0
H- Total	12252	1946852	13852	2335754		13751	2340774

Day/Month wise Opening Balance of Toll Collection & Traffic

Day	27
Month	3
Year	2025
Toll Depositing Bank	State Bank Of India
Bank Account No.	39177623786

Transaction Type	Car/Jeep Count	Total Car/ Jeep Amount (in Rs.)	Bus/Truck Count	Total Bus / Truck Amount (in Rs.)	LCV Count	Total LCV Amount (in Rs.)	MAV (Multi Axle Vehicle Count)	Total MAV (Multi Axle Vehicle) Amount (in Rs.)	Three Axle Count	Three Axle Count Amount (in Rs.)	FASTag Debit Adjustment/ Chargeback Received from Bank (Net)
1	2	3	4	5	8	9	10	11	12	13	Note-5
Single Journey	4049	191279	1105	182250	940	78692	3356	1190466	0	0	0
Monthly Pass Sales	0	0	0	0	0	0	3	16020	0	0	0
Daily Pass Sales	2279	160587	369	91555	446	55555	565	299980	0	0	0
Local Pass Sales	0	0	0	0	0	0	0	0	0	0	0
Return Pass Sales	0	0	0	0	0	0	0	0	0	0	0
Double User Fee (FASTag Lane Violation) (Note-6)	585	55178	26	8580	17	2822	11	7810	0	0	0

Total Non-Tollable Traffic Count Entry Details (Note-2)					
Transaction Type	Car/Jeep Count	Bus/Truck Count	LCV Count	MAV (Multi Axle Vehicle Count)	Three Axle Count
1	2	3	5	6	7
Reuse & Exit	2466	419	476	574	0
Exemption & Violation	5884	227	166	285	0



Notes

1. Fee for Fastag vehicles passing two toll plazas, is collected at two plazas in few cases and therefore section wise traffic details will not be available at one plaza for same.
2. All Non-tollable traffic could not be recorded/reported due to unavailability of adequate Lanes & systems. Non-Tollable count includes Reuse of daily/return/monthly pass, exit trips, exemption and violations.
3. Reporting (FASTag/Cash/Card) - 12:00:00 AM to 11:59:59 PM.
4. Fastag Collection is net of Acquiring Bank Charges
5. FASTag Debit Adjustment/Chargeback Received from Bank (Net)
6. Double user fee (from cash vehicles entering dedicated Fastag lane) collected from vehicles are reported separately (count and revenue). These are included in vehicle category wise count and revenue.

MONTHLY/DAILY FEE STATEMENT

Project Highway: National Highway NH-48

Day/Month: 28-Mar-2025

Sr. No.	Name of Toll Plaza Location	Chainage
National Highway NH-48 (from Km. 20+400 to 131+200)		
1	Varsoli	60+050

Type of Vehicle	For corresponding day/month of previous year 28-Mar-2024		For preceding day/month 27-Mar-2025		For the day/month reported upon 28-Mar-2025		
	No. of Vehicles	Fee collected (in lakh Rs.)	No. of Vehicles	Fee collected (in lakh Rs.)	Fee per Vehicle (in Rs.)	No. of Vehicles	Fee collected (in lakh Rs.)
1	2	3	4	5	6	7	8
A-Car (Note-7)	6322	373626	6913	407045	Note-1	7795	462647
B-LCV	1195	115392	1403	137069		1363	133735
C-Bus	1468	271847	1500	282384		1509	280454
D-Truck	0	0	0	0		0	0
E-Three-axle vehicle	0	0	0	0		0	0
F-Multi-axle Truck	3329	1282343	3935	1514276		3841	1460713
G-Oversized vehicle	0	0	0	0	0	0	
FASTag Debit Adjustment/ Chargeback Received from Bank (Net) (Note-5)	0	918	0	0	Note-5	0	1994
H- Total	12314	2044126	13751	2340774		14508	2339542

Day/Month wise Opening Balance of Toll Collection & Traffic

Day	28
Month	3
Year	2025
Toll Depositing Bank	State Bank Of India
Bank Account No.	39177623786

Transaction Type	Car/Jeep Count	Total Car/ Jeep Amount (in Rs.)	Bus/Truck Count	Total Bus / Truck Amount (in Rs.)	LCV Count	Total LCV Amount (in Rs.)	MAV (Multi Axle Vehicle Count)	Total MAV (Multi Axle Vehicle) Amount (in Rs.)	Three Axle Count	Three Axle Count Amount (in Rs.)	FASTag Debit Adjustment/ Chargeback Received from Bank (Net)
1	2	3	4	5	8	9	10	11	12	13	Note-5
Single Journey	4483	211786	1146	189272	901	75293	3286	1165248	0	0	1994
Monthly Pass Sales	0	0	0	0	0	0	0	0	0	0	0
Daily Pass Sales	2576	181489	350	86892	437	54291	551	292625	0	0	0
Local Pass Sales	0	0	0	0	0	0	0	0	0	0	0
Return Pass Sales	0	0	0	0	0	0	0	0	0	0	0
Double User Fee (FASTag Lane Violation) (Note-6)	736	69372	13	4290	25	4150	4	2840	0	0	0

Total Non-Tollable Traffic Count Entry Details (Note-2)					
Transaction Type	Car/Jeep Count	Bus/Truck Count	LCV Count	MAV (Multi Axle Vehicle Count)	Three Axle Count
1	2	3	5	6	7
Reuse & Exit	2772	413	458	564	0
Exemption & Violation	5948	227	124	274	0



Notes

1. Fee for Fastag vehicles passing two toll plazas, is collected at two plazas in few cases and therefore section wise traffic details will not be available at one plaza for same.
2. All Non-tollable traffic could not be recorded/reported due to unavailability of adequate Lanes & systems. Non-Tollable count includes Reuse of daily/return/monthly pass, exit trips, exemption and violations.
3. Reporting (FASTag/Cash/Card) - 12:00:00 AM to 11:59:59 PM.
4. Fastag Collection is net of Acquiring Bank Charges
5. FASTag Debit Adjustment/Chargeback Received from Bank (Net)
6. Double user fee (from cash vehicles entering dedicated Fastag lane) collected from vehicles are reported separately (count and revenue). These are included in vehicle category wise count and revenue.

MONTHLY/DAILY FEE STATEMENT

Project Highway: National Highway NH-48

Day/Month: 29-Mar-2025

Sr. No.	Name of Toll Plaza Location	Chainage
National Highway NH-48 (from Km. 20+400 to 131+200)		
1	Varsoli	60+050

Type of Vehicle	For corresponding day/month of previous year 29-Mar-2024		For preceding day/month 28-Mar-2025		For the day/month reported upon 29-Mar-2025		
	No. of Vehicles	Fee collected (in lakh Rs.)	No. of Vehicles	Fee collected (in lakh Rs.)	Fee per Vehicle (in Rs.)	No. of Vehicles	Fee collected (in lakh Rs.)
1	2	3	4	5	6	7	8
A-Car (Note-7)	8773	524139	7795	462647	Note-1	8928	515606
B-LCV	1176	115820	1363	133735		1334	131335
C-Bus	1514	282610	1509	280454		1508	290695
D-Truck	0	0	0	0		0	0
E-Three-axle vehicle	0	0	0	0		0	0
F-Multi-axle Truck	3578	1372247	3841	1460713		3864	1465126
G-Oversized vehicle	0	0	0	0	0	0	
FASTag Debit Adjustment/ Chargeback Received from Bank (Net) (Note-5)	0	0	0	1994	Note-5	0	218
H- Total	15041	2294815	14508	2339542		15634	2402979

Day/Month wise Opening Balance of Toll Collection & Traffic

Day	29
Month	3
Year	2025
Toll Depositing Bank	State Bank Of India
Bank Account No.	39177623786

Transaction Type	Car/Jeep Count	Total Car/ Jeep Amount (in Rs.)	Bus/Truck Count	Total Bus / Truck Amount (in Rs.)	LCV Count	Total LCV Amount (in Rs.)	MAV (Multi Axle Vehicle Count)	Total MAV (Multi Axle Vehicle) Amount (in Rs.)	Three Axle Count	Three Axle Count Amount (in Rs.)	FASTag Debit Adjustment/ Chargeback Received from Bank (Net)
1	2	3	4	5	8	9	10	11	12	13	Note-5
Single Journey	5579	262907	1139	188429	920	76896	3345	1186215	0	0	218
Monthly Pass Sales	0	0	2	9882	1	2486	0	0	0	0	0
Daily Pass Sales	2661	187650	344	84793	401	49962	504	268261	0	0	0
Local Pass Sales	0	0	0	0	0	0	0	0	0	0	0
Return Pass Sales	0	0	0	0	0	0	0	0	0	0	0
Double User Fee (FASTag Lane Violation) (Note-6)	688	65048	23	7590	12	1992	15	10650	0	0	0

Total Non-Tollable Traffic Count Entry Details (Note-2)					
Transaction Type	Car/Jeep Count	Bus/Truck Count	LCV Count	MAV (Multi Axle Vehicle Count)	Three Axle Count
1	2	3	5	6	7
Reuse & Exit	2909	418	429	523	0
Exemption & Violation	5166	205	82	242	0



Notes

1. Fee for Fastag vehicles passing two toll plazas, is collected at two plazas in few cases and therefore section wise traffic details will not be available at one plaza for same.
2. All Non-tollable traffic could not be recorded/reported due to unavailability of adequate Lanes & systems. Non-Tollable count includes Reuse of daily/return/monthly pass, exit trips, exemption and violations.
3. Reporting (FASTag/Cash/Card) - 12:00:00 AM to 11:59:59 PM.
4. Fastag Collection is net of Acquiring Bank Charges
5. FASTag Debit Adjustment/Chargeback Received from Bank (Net)
6. Double user fee (from cash vehicles entering dedicated Fastag lane) collected from vehicles are reported separately (count and revenue). These are included in vehicle category wise count and revenue.

MONTHLY/DAILY FEE STATEMENT

Project Highway: National Highway NH-48

Day/Month: 30-Mar-2025

Sr. No.	Name of Toll Plaza Location	Chainage
National Highway NH-48 (from Km. 20+400 to 131+200)		
1	Varsoli	60+050

Type of Vehicle	For corresponding day/month of previous year 30-Mar-2024		For preceding day/month 29-Mar-2025		For the day/month reported upon 30-Mar-2025		
	No. of Vehicles	Fee collected (in lakh Rs.)	No. of Vehicles	Fee collected (in lakh Rs.)	Fee per Vehicle (in Rs.)	No. of Vehicles	Fee collected (in lakh Rs.)
1	2	3	4	5	6	7	8
A-Car (Note-7)	9203	546958	8928	515606	Note-1	8517	510836
B-LCV	1188	115380	1334	131335		908	85197
C-Bus	1314	243761	1508	290695		1152	211115
D-Truck	0	0	0	0		0	0
E-Three-axle vehicle	0	0	0	0		0	0
F-Multi-axle Truck	3088	1162065	3864	1465126		3066	1138767
G-Oversized vehicle	0	0	0	0	0	0	
FASTag Debit Adjustment/ Chargeback Received from Bank (Net) (Note-5)	0	3347	0	218	Note-5	0	0
H- Total	14793	2071511	15634	2402979		13643	1945915

Day/Month wise Opening Balance of Toll Collection & Traffic

Day	30
Month	3
Year	2025
Toll Depositing Bank	State Bank Of India
Bank Account No.	39177623786

Transaction Type	Car/Jeep Count	Total Car/ Jeep Amount (in Rs.)	Bus/Truck Count	Total Bus / Truck Amount (in Rs.)	LCV Count	Total LCV Amount (in Rs.)	MAV (Multi Axle Vehicle Count)	Total MAV (Multi Axle Vehicle) Amount (in Rs.)	Three Axle Count	Three Axle Count Amount (in Rs.)	FASTag Debit Adjustment/ Chargeback Received from Bank (Net)
1	2	3	4	5	8	9	10	11	12	13	Note-5
Single Journey	4804	226702	916	151537	692	57893	2778	984516	0	0	0
Monthly Pass Sales	0	0	0	0	0	0	0	0	0	0	0
Daily Pass Sales	2758	194364	222	54959	205	25477	280	148572	0	0	0
Local Pass Sales	0	0	0	0	0	0	0	0	0	0	0
Return Pass Sales	0	0	0	0	0	0	0	0	0	0	0
Double User Fee (FASTag Lane Violation) (Note-6)	955	89770	14	4620	11	1826	8	5680	0	0	0

Total Non-Tollable Traffic Count Entry Details (Note-2)					
Transaction Type	Car/Jeep Count	Bus/Truck Count	LCV Count	MAV (Multi Axle Vehicle Count)	Three Axle Count
1	2	3	5	6	7
Reuse & Exit	3039	273	222	284	0
Exemption & Violation	5279	172	65	134	0



Notes

1. Fee for Fastag vehicles passing two toll plazas, is collected at two plazas in few cases and therefore section wise traffic details will not be available at one plaza for same.
2. All Non-tollable traffic could not be recorded/reported due to unavailability of adequate Lanes & systems. Non-Tollable count includes Reuse of daily/return/monthly pass, exit trips, exemption and violations.
3. Reporting (FASTag/Cash/Card) - 12:00:00 AM to 11:59:59 PM.
4. Fastag Collection is net of Acquiring Bank Charges
5. FASTag Debit Adjustment/Chargeback Received from Bank (Net)
6. Double user fee (from cash vehicles entering dedicated Fastag lane) collected from vehicles are reported separately (count and revenue). These are included in vehicle category wise count and revenue.

MONTHLY/DAILY FEE STATEMENT

Project Highway: National Highway NH-48

Day/Month: 31-Mar-2025

Sr. No.	Name of Toll Plaza Location	Chainage
National Highway NH-48 (from Km. 20+400 to 131+200)		
1	Varsoli	60+050

Type of Vehicle	For corresponding day/month of previous year 31-Mar-2024		For preceding day/month 30-Mar-2025		For the day/month reported upon 31-Mar-2025		
	No. of Vehicles	Fee collected (in lakh Rs.)	No. of Vehicles	Fee collected (in lakh Rs.)	Fee per Vehicle (in Rs.)	No. of Vehicles	Fee collected (in lakh Rs.)
1	2	3	4	5	6	7	8
A-Car (Note-7)	9844	592219	8517	510836	Note-1	7777	460564
B-LCV	848	80435	908	85197		867	84169
C-Bus	1206	222482	1152	211115		1061	198712
D-Truck	0	0	0	0		0	0
E-Three-axle vehicle	0	0	0	0		0	0
F-Multi-axle Truck	2837	1057504	3066	1138767		2606	982078
G-Oversized vehicle	0	0	0	0	0	0	
FASTag Debit Adjustment/ Chargeback Received from Bank (Net) (Note-5)	0	547	0	0	Note-5	0	4784
H- Total	14735	1953186	13643	1945915		12311	1730307

Day/Month wise Opening Balance of Toll Collection & Traffic

Day	31
Month	3
Year	2025
Toll Depositing Bank	State Bank Of India
Bank Account No.	39177623786

Transaction Type	Car/Jeep Count	Total Car/ Jeep Amount (in Rs.)	Bus/Truck Count	Total Bus / Truck Amount (in Rs.)	LCV Count	Total LCV Amount (in Rs.)	MAV (Multi Axle Vehicle Count)	Total MAV (Multi Axle Vehicle) Amount (in Rs.)	Three Axle Count	Three Axle Count Amount (in Rs.)	FASTag Debit Adjustment/ Chargeback Received from Bank (Net)
1	2	3	4	5	8	9	10	11	12	13	Note-5
Single Journey	4537	213990	796	131542	582	48332	2288	811344	0	0	4784
Monthly Pass Sales	0	0	0	0	0	0	0	0	0	0	0
Daily Pass Sales	2478	174569	246	60900	276	34343	307	162924	0	0	0
Local Pass Sales	0	0	0	0	0	0	0	0	0	0	0
Return Pass Sales	0	0	0	0	0	0	0	0	0	0	0
Double User Fee (FASTag Lane Violation) (Note-6)	762	72004	19	6270	9	1494	11	7810	0	0	0

Total Non-Tollable Traffic Count Entry Details (Note-2)					
Transaction Type	Car/Jeep Count	Bus/Truck Count	LCV Count	MAV (Multi Axle Vehicle Count)	Three Axle Count
1	2	3	5	6	7
Reuse & Exit	2678	309	293	310	0
Exemption & Violation	5716	186	102	146	0



Notes

1. Fee for Fastag vehicles passing two toll plazas, is collected at two plazas in few cases and therefore section wise traffic details will not be available at one plaza for same.
2. All Non-tollable traffic could not be recorded/reported due to unavailability of adequate Lanes & systems. Non-Tollable count includes Reuse of daily/return/monthly pass, exit trips, exemption and violations.
3. Reporting (FASTag/Cash/Card) - 12:00:00 AM to 11:59:59 PM.
4. Fastag Collection is net of Acquiring Bank Charges
5. FASTag Debit Adjustment/Chargeback Received from Bank (Net)
6. Double user fee (from cash vehicles entering dedicated Fastag lane) collected from vehicles are reported separately (count and revenue). These are included in vehicle category wise count and revenue.

MONTHLY/DAILY FEE STATEMENT

Project Highway: National Highway NH-48

Day/Month: 01-Mar-2025

Sr. No.	Name of Toll Plaza Location	Chainage
National Highway NH-48 (from Km. 20+400 to 131+200)		
1	Shedung	103+350

Type of Vehicle	For corresponding day/month of previous year 1-Mar-2024		For preceding day/month 28-Feb-2025		For the day/month reported upon 1-Mar-2025		
	No. of Vehicles	Fee collected (in lakh Rs.)	No. of Vehicles	Fee collected (in lakh Rs.)	Fee per Vehicle (in Rs.)	No. of Vehicles	Fee collected (in lakh Rs.)
1	2	3	4	5	6	7	8
A-Car (Note-7)	11148	727818	11645	702795	Note-1	14312	905178
B-LCV	1248	133950	1312	142091		1362	140249
C- Bus	1390	289105	1320	311850		1382	276420
D-Truck	0	0	0	0		0	0
E-Three-axle vehicle	0	0	0	0		0	0
F-Multi-axle Truck	1863	757176	1832	822062		1703	685802
G-Oversized vehicle	0	0	0	0		0	0
FASTag Debit Adjustment/ Chargeback Received from Bank (Net) (Note-5)	0	504	0	2796	Note-5	0	2352
H- Total	15649	1908553	16109	1981594		18759	2010001

Day/Month wise Opening Balance of Toll Collection & Traffic

Day	1
Month	3
Year	2025
Toll Depositing Bank	State Bank Of India
Bank Account No.	39177623786

Transaction Type	Car/Jeep Count	Total Car/ Jeep Amount (in Rs.)	Bus/Truck Count	Total Bus / Truck Amount (in Rs.)	LCV Count	Total LCV Amount (in Rs.)	MAV (Multi Axle Vehicle Count)	Total MAV (Multi Axle Vehicle) Amount (in Rs.)	Three Axle Count	Three Axle Count Amount (in Rs.)	FASTag Debit Adjustment/ Chargeback Received from Bank (Net)
1	2	3	4	5	8	9	10	11	12	13	Note-5
Single Journey	8104	354414	870	146372	882	73193	1322	481488	0	0	2352
Monthly Pass Sales	104	84271	0	0	3	6229	0	0	0	0	0
Daily Pass Sales	4639	328784	474	117508	448	56013	368	195084	0	0	0
Local Pass Sales	0	0	0	0	0	0	0	0	0	0	0
Return Pass Sales	0	0	0	0	0	0	0	0	0	0	0
Double User Fee (FASTag Lane Violation) (Note-6)	1465	137710	38	12540	29	4814	13	9230	0	0	0

Total Non-Tollable Traffic Count Entry Details (Note-2)					
Transaction Type	Car/Jeep Count	Bus/Truck Count	LCV Count	MAV (Multi Axle Vehicle Count)	Three Axle Count
1	2	3	5	6	7
Reuse & Exit	5317	683	501	430	0
Exemption & Violation	5181	202	79	165	0

Notes

- Fee for Fastag vehicles passing two toll plazas, is collected at two plazas in few cases and therefore section wise traffic details will not be available at one plaza for same.
- All Non-tollable traffic could not be recorded/reported due to unavailability of adequate Lanes & systems. Non-Tollable count includes Reuse of daily/return/monthly pass, exit trips, exemption and violations.
- Reporting (FASTag/Cash/Card) - 12:00:00 AM to 11:59:59 PM.
- Fastag Collection is net of Acquiring Bank Charges
- FASTag Debit Adjustment/Chargeback Received from Bank (Net)
- Double user fee (from cash vehicles entering dedicated Fastag lane) collected from vehicles are reported separately (count and revenue). These are included in vehicle category wise count and revenue.



MONTHLY/DAILY FEE STATEMENT

Project Highway: National Highway NH-48

Day/Month: 02-Mar-2025

Sr. No.	Name of Toll Plaza Location	Chainage
National Highway NH-48 (from Km. 20+400 to 131+200)		
1	Shedung	103+350

Type of Vehicle	For corresponding day/month of previous year 2-Mar-2024		For preceding day/month 1-Mar-2025		For the day/month reported upon 2-Mar-2025		
	No. of Vehicles	Fee collected (in lakh Rs.)	No. of Vehicles	Fee collected (in lakh Rs.)	Fee per Vehicle (in Rs.)	No. of Vehicles	Fee collected (in lakh Rs.)
	1	2	3	4	5	6	7
A-Car (Note-7)	13134	783695	14312	905178	Note-1	13823	828602
B-LCV	1210	137131	1362	140249		819	78571
C-Bus	1318	265896	1382	276420		882	178793
D-Truck	0	0	0	0		0	0
E-Three-axle vehicle	0	0	0	0		0	0
F-Multi-axle Truck	1698	674676	1703	685802		1184	472322
G-Oversized vehicle	0	0	0	0		0	0
FASTag Debit Adjustment/ Chargeback Received from Bank (Net) (Note-5)	0	232	0	2352	Note-5	0	0
H- Total	17360	1861631	18759	2010001		16708	1558288

Day/Month wise Opening Balance of Toll Collection & Traffic

Day	2
Month	3
Year	2025
Toll Depositing Bank	State Bank Of India
Bank Account No.	39177623786

Transaction Type	Car/Jeep Count	Total Car/ Jeep Amount (in Rs.)	Bus/Truck Count	Total Bus / Truck Amount (in Rs.)	LCV Count	Total LCV Amount (in Rs.)	MAV (Multi Axle Vehicle Count)	Total MAV (Multi Axle Vehicle) Amount (in Rs.)	Three Axle Count	Three Axle Count Amount (in Rs.)	FASTag Debit Adjustment/ Chargeback Received from Bank (Net)		
1	2	3	4	5	6	7	8	9	10	11	12	13	Note-5
Single Journey	7568	334748	539	91777	581	47948	946	343313	0	0	0	0	
Monthly Pass Sales	27	15992	0	0	0	0	0	0	0	0	0	0	
Daily Pass Sales	4616	326334	318	78766	219	27469	224	119069	0	0	0	0	
Local Pass Sales	0	0	0	0	0	0	0	0	0	0	0	0	
Return Pass Sales	0	0	0	0	0	0	0	0	0	0	0	0	
Double User Fee (FASTag Lane Violation) (Note-6)	1612	151528	25	8250	19	3154	14	9940	0	0	0	0	

Total Non-Tollable Traffic Count Entry Details (Note-2)					
Transaction Type	Car/Jeep Count	Bus/Truck Count	LCV Count	MAV (Multi Axle Vehicle Count)	Three Axle Count
1	2	3	4	5	6
Reuse & Exit	5133	513	250	275	0
Exemption & Violation	5680	162	25	59	0

Notes

1. Fee for Fastag vehicles passing two toll plazas, is collected at two plazas in few cases and therefore section wise traffic details will not be available at one plaza for same.
2. All Non-tollable traffic could not be recorded/reported due to unavailability of adequate Lanes & systems. Non-Tollable count includes Reuse of daily/return/monthly pass, exit trips, exemption and violations.
3. Reporting (FASTag/Cash/Card) - 12:00:00 AM to 11:59:59 PM.
4. Fastag Collection is net of Acquiring Bank Charges
5. FASTag Debit Adjustment/Chargeback Received from Bank (Net)
6. Double user fee (from cash vehicles entering dedicated Fastag lane) collected from vehicles are reported separately (count and revenue). These are included in vehicle category wise count and revenue.



MONTHLY/DAILY FEE STATEMENT

Project Highway: National Highway NH-48

Day/Month: 03-Mar-2025

Sr. No.	Name of Toll Plaza Location	Chainage
National Highway NH-48 (from Km. 20+400 to 131+200)		
1	Shedung	103+350

Type of Vehicle	For corresponding day/month of previous year 3-Mar-2024		For preceding day/month 2-Mar-2025		For the day/month reported upon 3-Mar-2025		
	No. of Vehicles	Fee collected (in lakh Rs.)	No. of Vehicles	Fee collected (in lakh Rs.)	Fee per Vehicle (in Rs.)	No. of Vehicles	Fee collected (in lakh Rs.)
	1	2	3	4	5	6	7
A-Car (Note-7)	13585	810548	13823	828602	Note-1	10148	606272
B-LCV	708	66869	819	78571		1095	117588
C-Bus	957	208361	882	178793		1142	239441
D-Truck	0	0	0	0		0	0
E-Three-axle vehicle	0	0	0	0		0	0
F-Multi-axle Truck	1296	519610	1184	472322		1600	647385
G-Oversized vehicle	0	0	0	0		0	0
FASTag Debit Adjustment/ Chargeback Received from Bank (Net) (Note-5)	0	-225	0	0	Note-5	0	-47
H- Total	16546	1605163	16708	1558288		13985	1610638

Day/Month wise Opening Balance of Toll Collection & Traffic

Day	3
Month	3
Year	2025
Toll Depositing Bank	State Bank Of India
Bank Account No.	39177623786

Transaction Type	Car/Jeep Count	Total Car/ Jeep Amount (in Rs.)	Bus/Truck Count	Total Bus / Truck Amount (in Rs.)	LCV Count	Total LCV Amount (in Rs.)	MAV (Multi Axle Vehicle Count)	Total MAV (Multi Axle Vehicle) Amount (in Rs.)	Three Axle Count	Three Axle Count Amount (in Rs.)	FASTag Debit Adjustment/ Chargeback Received from Bank (Net)		
1	2	3	4	5	6	7	8	9	10	11	12	13	Note-5
Single Journey	5574	234223	697	117581	720	60451	1228	448119	0	0	0	-47	
Monthly Pass Sales	35	27282	2	9882	4	9942	0	0	0	0	0		
Daily Pass Sales	3518	248793	417	103397	354	44372	360	190745	0	0	0		
Local Pass Sales	0	0	0	0	0	0	0	0	0	0	0		
Return Pass Sales	0	0	0	0	0	0	0	0	0	0	0		
Double User Fee (FASTag Lane Violation) (Note-6)	1021	95974	26	8580	17	2822	12	8520	0	0	0		

Total Non-Tollable Traffic Count Entry Details (Note-2)					
Transaction Type	Car/Jeep Count	Bus/Truck Count	LCV Count	MAV (Multi Axle Vehicle Count)	Three Axle Count
1	2	3	4	5	6
Reuse & Exit	4258	621	404	430	0
Exemption & Violation	5151	214	79	113	0

Notes

1. Fee for Fastag vehicles passing two toll plazas, is collected at two plazas in few cases and therefore section wise traffic details will not be available at one plaza for same.
2. All Non-tollable traffic could not be recorded/reported due to unavailability of adequate Lanes & systems. Non-Tollable count includes Reuse of daily/return/monthly pass, exit trips, exemption and violations.
3. Reporting (FASTag/Cash/Card) - 12:00:00 AM to 11:59:59 PM.
4. Fastag Collection is net of Acquiring Bank Charges
5. FASTag Debit Adjustment/Chargeback Received from Bank (Net)
6. Double user fee (from cash vehicles entering dedicated Fastag lane) collected from vehicles are reported separately (count and revenue). These are included in vehicle category wise count and revenue.



MONTHLY/DAILY FEE STATEMENT

Project Highway: National Highway NH-48

Day/Month: 04-Mar-2025

Sr. No.	Name of Toll Plaza Location	Chainage
National Highway NH-48 (from Km. 20+400 to 131+200)		
1	Shedung	103+350

Type of Vehicle	For corresponding day/month of previous year 4-Mar-2024		For preceding day/month 3-Mar-2025		For the day/month reported upon 4-Mar-2025		
	No. of Vehicles	Fee collected (in lakh Rs.)	No. of Vehicles	Fee collected (in lakh Rs.)	Fee per Vehicle (in Rs.)	No. of Vehicles	Fee collected (in lakh Rs.)
	1	2	3	4	5	6	7
A-Car (Note-7)	9817	578008	10148	606272	Note-1	9839	581620
B-LCV	1051	106388	1095	117588		1272	130505
C-Bus	1238	248745	1142	239441		1268	257316
D-Truck	0	0	0	0		0	0
E-Three-axle vehicle	0	0	0	0		0	0
F-Multi-axle Truck	1624	657418	1600	647385		1654	673464
G-Oversized vehicle	0	0	0	0	0	0	
FASTag Debit Adjustment/ Chargeback Received from Bank (Net) (Note-5)	0	1627	0	-47	Note-5	0	767
H- Total	13730	1592186	13985	1610638		14033	1643671

Day/Month wise Opening Balance of Toll Collection & Traffic

Day	4
Month	3
Year	2025
Toll Depositing Bank	State Bank Of India
Bank Account No.	39177623786

Transaction Type	Car/Jeep Count	Total Car/ Jeep Amount (in Rs.)	Bus/Truck Count	Total Bus / Truck Amount (in Rs.)	LCV Count	Total LCV Amount (in Rs.)	MAV (Multi Axle Vehicle Count)	Total MAV (Multi Axle Vehicle) Amount (in Rs.)	Three Axle Count	Three Axle Count Amount (in Rs.)	FASTag Debit Adjustment/ Chargeback Received from Bank (Net)
1	2	3	4	5	8	9	10	11	12	13	Note-5
Single Journey	5058	212470	767	129413	855	71572	1218	439822	0	0	767
Monthly Pass Sales	14	8535	0	0	3	6229	0	0	0	0	0
Daily Pass Sales	3800	269717	454	112393	389	48554	421	222992	0	0	0
Local Pass Sales	0	0	0	0	0	0	0	0	0	0	0
Return Pass Sales	0	0	0	0	0	0	0	0	0	0	0
Double User Fee (FASTag Lane Violation) (Note-6)	967	90898	47	15510	25	4150	15	10650	0	0	0

Total Non-Tollable Traffic Count Entry Details (Note-2)					
Transaction Type	Car/Jeep Count	Bus/Truck Count	LCV Count	MAV (Multi Axle Vehicle Count)	Three Axle Count
1	2	3	5	6	7
Reuse & Exit	4526	681	453	544	0
Exemption & Violation	4838	232	64	157	0

Notes

1. Fee for Fastag vehicles passing two toll plazas, is collected at two plazas in few cases and therefore section wise traffic details will not be available at one plaza for same.
2. All Non-tollable traffic could not be recorded/reported due to unavailability of adequate Lanes & systems. Non-Tollable count includes Reuse of daily/return/monthly pass, exit trips, exemption and violations.
3. Reporting (FASTag/Cash/Card) - 12:00:00 AM to 11:59:59 PM.
4. Fastag Collection is net of Acquiring Bank Charges
5. FASTag Debit Adjustment/Chargeback Received from Bank (Net)
6. Double user fee (from cash vehicles entering dedicated Fastag lane) collected from vehicles are reported separately (count and revenue). These are included in vehicle category wise count and revenue.



MONTHLY/DAILY FEE STATEMENT

Project Highway: National Highway NH-48

Day/Month: 05-Mar-2025

Sr. No.	Name of Toll Plaza Location	Chainage
National Highway NH-48 (from Km. 20+400 to 131+200)		
1	Shedung	103+350

Type of Vehicle	For corresponding day/month of previous year		For preceding day/month		For the day/month reported upon		
	5-Mar-2024		4-Mar-2025		5-Mar-2025		
	No. of Vehicles	Fee collected (in lakh Rs.)	No. of Vehicles	Fee collected (in lakh Rs.)	Fee per Vehicle (in Rs.)	No. of Vehicles	Fee collected (in lakh Rs.)
1	2	3	4	5	6	7	8
A-Car (Note-7)	9789	584303	9839	581620	Note-1	9902	576461
B-LCV	1211	120112	1272	130505		1293	125546
C-Bus	1315	268607	1268	257316		1237	251619
D-Truck	0	0	0	0		0	0
E-Three-axle vehicle	0	0	0	0		0	0
F-Multi-axle Truck	1764	706183	1654	673464		1824	748706
G-Oversized vehicle	0	0	0	0		0	0
FASTag Debit Adjustment/ Chargeback Received from Bank (Net) (Note-5)	0	1127	0	767	Note-5	0	1620
H- Total	14079	1680332	14033	1643671		14256	1703951

Day/Month wise Opening Balance of Toll Collection & Traffic

Day	5
Month	3
Year	2025
Toll Depositing Bank	State Bank Of India
Bank Account No.	39177623786

Transaction Type	Car/Jeep Count	Total Car/ Jeep Amount (in Rs.)	Bus/Truck Count	Total Bus / Truck Amount (in Rs.)	LCV Count	Total LCV Amount (in Rs.)	MAV (Multi Axle Vehicle Count)	Total MAV (Multi Axle Vehicle) Amount (in Rs.)	Three Axle Count	Three Axle Count Amount (in Rs.)	FASTag Debit Adjustment/ Chargeback Received from Bank (Net)
1	2	3	4	5	8	9	10	11	12	13	Note-5
Single Journey	5232	221837	732	123264	862	70603	1319	477580	0	0	1620
Monthly Pass Sales	5	2845	0	0	0	0	0	0	0	0	0
Daily Pass Sales	3752	265957	468	116145	404	50461	484	256216	0	0	0
Local Pass Sales	0	0	0	0	0	0	0	0	0	0	0
Return Pass Sales	0	0	0	0	0	0	0	0	0	0	0
Double User Fee (FASTag Lane Violation) (Note-6)	913	85822	37	12210	27	4482	21	14910	0	0	0

Total Non-Tollable Traffic Count Entry Details (Note-2)					
Transaction Type	Car/Jeep Count	Bus/Truck Count	LCV Count	MAV (Multi Axle Vehicle Count)	Three Axle Count
1	2	3	5	6	7
Reuse & Exit	4521	678	467	634	0
Exemption & Violation	5009	248	55	149	0

Notes

- Fee for Fastag vehicles passing two toll plazas, is collected at two plazas in few cases and therefore section wise traffic details will not be available at one plaza for same.
- All Non-tollable traffic could not be recorded/reported due to unavailability of adequate Lanes & systems. Non-Tollable count includes Reuse of daily/return/monthly pass, exit trips, exemption and violations.
- Reporting (FASTag/Cash/Card) - 12:00:00 AM to 11:59:59 PM.
- Fastag Collection is net of Acquiring Bank Charges
- FASTag Debit Adjustment/Chargeback Received from Bank (Net)
- Double user fee (from cash vehicles entering dedicated Fastag lane) collected from vehicles are reported separately (count and revenue). These are included in vehicle category wise count and revenue.



MONTHLY/DAILY FEE STATEMENT

Project Highway: National Highway NH-48

Day/Month: 06-Mar-2025

Sr. No.	Name of Toll Plaza Location	Chainage
National Highway NH-48 (from Km. 20+400 to 131+200)		
1	Shedung	103+350

Type of Vehicle	For corresponding day/month of previous year 6-Mar-2024		For preceding day/month 5-Mar-2025		For the day/month reported upon 6-Mar-2025		
	No. of Vehicles	Fee collected (in lakh Rs.)	No. of Vehicles	Fee collected (in lakh Rs.)	Fee per Vehicle (in Rs.)	No. of Vehicles	Fee collected (in lakh Rs.)
1	2	3	4	5	6	7	8
A-Car (Note-7)	9977	583450	9902	576461	Note-1	10078	592071
B-LCV	1256	123090	1293	125546		1179	116387
C-Bus	1391	282697	1237	251619		1269	258732
D-Truck	0	0	0	0		0	0
E-Three-axle vehicle	0	0	0	0		0	0
F-Multi-axle Truck	1873	757709	1824	748706		1817	742147
G-Oversized vehicle	0	0	0	0	0	0	
FASTag Debit Adjustment/ Chargeback Received from Bank (Net) (Note-5)	0	993	0	1620	Note-5	0	1044
H- Total	14497	1747939	14256	1703951		14343	1710382

Day/Month wise Opening Balance of Toll Collection & Traffic

Day	6
Month	3
Year	2025
Toll Depositing Bank	State Bank Of India
Bank Account No.	39177623786

Transaction Type	Car/Jeep Count	Total Car/ Jeep Amount (in Rs.)	Bus/Truck Count	Total Bus / Truck Amount (in Rs.)	LCV Count	Total LCV Amount (in Rs.)	MAV (Multi Axle Vehicle Count)	Total MAV (Multi Axle Vehicle) Amount (in Rs.)	Three Axle Count	Three Axle Count Amount (in Rs.)	FASTag Debit Adjustment/ Chargeback Received from Bank (Net)
1	2	3	4	5	8	9	10	11	12	13	Note-5
Single Journey	5060	211581	770	129989	777	65382	1338	484307	0	0	1044
Monthly Pass Sales	5	1797	1	2486	0	0	0	0	0	0	0
Daily Pass Sales	4005	283942	457	112727	384	48017	456	241510	0	0	0
Local Pass Sales	0	0	0	0	0	0	0	0	0	0	0
Return Pass Sales	0	0	0	0	0	0	0	0	0	0	0
Double User Fee (FASTag Lane Violation) (Note-6)	1008	94752	41	13530	18	2988	23	16330	0	0	0

Total Non-Tollable Traffic Count Entry Details (Note-2)					
Transaction Type	Car/Jeep Count	Bus/Truck Count	LCV Count	MAV (Multi Axle Vehicle Count)	Three Axle Count
1	2	3	5	6	7
Reuse & Exit	4782	669	456	584	0
Exemption & Violation	4978	257	68	170	0

Notes

1. Fee for Fastag vehicles passing two toll plazas, is collected at two plazas in few cases and therefore section wise traffic details will not be available at one plaza for same.
2. All Non-tollable traffic could not be recorded/reported due to unavailability of adequate Lanes & systems. Non-Tollable count includes Reuse of daily/return/monthly pass, exit trips, exemption and violations.
3. Reporting (FASTag/Cash/Card) - 12:00:00 AM to 11:59:59 PM.
4. Fastag Collection is net of Acquiring Bank Charges
5. FASTag Debit Adjustment/Chargeback Received from Bank (Net)
6. Double user fee (from cash vehicles entering dedicated Fastag lane) collected from vehicles are reported separately (count and revenue). These are included in vehicle category wise count and revenue.



MONTHLY/DAILY FEE STATEMENT

Project Highway: National Highway NH-48

Day/Month: 07-Mar-2025

Sr. No.	Name of Toll Plaza Location	Chainage
National Highway NH-48 (from Km. 20+400 to 131+200)		
1	Shedung	103+350

Type of Vehicle	For corresponding day/month of previous year 7-Mar-2024		For preceding day/month 6-Mar-2025		For the day/month reported upon 7-Mar-2025		
	No. of Vehicles	Fee collected (in lakh Rs.)	No. of Vehicles	Fee collected (in lakh Rs.)	Fee per Vehicle (in Rs.)	No. of Vehicles	Fee collected (in lakh Rs.)
1	2	3	4	5	6	7	8
A-Car (Note-7)	9611	551597	10078	592071	Note-1	10807	618412
B-LCV	1194	117445	1179	116387		1218	119491
C-Bus	1329	267754	1269	258732		1300	264576
D-Truck	0	0	0	0		0	0
E-Three-axle vehicle	0	0	0	0		0	0
F-Multi-axle Truck	1832	739095	1817	742147		1890	775879
G-Oversized vehicle	0	0	0	0		0	0
FASTag Debit Adjustment/ Chargeback Received from Bank (Net) (Note-5)	0	2169	0	1044	Note-5	0	1273
H- Total	13966	1678060	14343	1710382		15215	1779630

Day/Month wise Opening Balance of Toll Collection & Traffic

Day	7
Month	3
Year	2025
Toll Depositing Bank	State Bank Of India
Bank Account No.	39177623786

Transaction Type	Car/Jeep Count	Total Car/ Jeep Amount (in Rs.)	Bus/Truck Count	Total Bus / Truck Amount (in Rs.)	LCV Count	Total LCV Amount (in Rs.)	MAV (Multi Axle Vehicle Count)	Total MAV (Multi Axle Vehicle) Amount (in Rs.)	Three Axle Count	Three Axle Count Amount (in Rs.)	FASTag Debit Adjustment/ Chargeback Received from Bank (Net)
1	2	3	4	5	8	9	10	11	12	13	Note-5
Single Journey	5993	253125	797	135230	808	67157	1400	509964	0	0	1273
Monthly Pass Sales	4	2845	0	0	0	0	0	0	0	0	0
Daily Pass Sales	3869	273989	445	110206	387	48515	456	241775	0	0	0
Local Pass Sales	0	0	0	0	0	0	0	0	0	0	0
Return Pass Sales	0	0	0	0	0	0	0	0	0	0	0
Double User Fee (FASTag Lane Violation) (Note-6)	941	88454	58	19140	23	3818	34	24140	0	0	0

Total Non-Tollable Traffic Count Entry Details (Note-2)					
Transaction Type	Car/Jeep Count	Bus/Truck Count	LCV Count	MAV (Multi Axle Vehicle Count)	Three Axle Count
1	2	3	5	6	7
Reuse & Exit	4714	668	457	573	0
Exemption & Violation	5087	234	67	167	0

Notes

1. Fee for Fastag vehicles passing two toll plazas, is collected at two plazas in few cases and therefore section wise traffic details will not be available at one plaza for same.
2. All Non-tollable traffic could not be recorded/reported due to unavailability of adequate Lanes & systems. Non-Tollable count includes Reuse of daily/return/monthly pass, exit trips, exemption and violations.
3. Reporting (FASTag/Cash/Card) - 12:00:00 AM to 11:59:59 PM.
4. Fastag Collection is net of Acquiring Bank Charges
5. FASTag Debit Adjustment/Chargeback Received from Bank (Net)
6. Double user fee (from cash vehicles entering dedicated Fastag lane) collected from vehicles are reported separately (count and revenue). These are included in vehicle category wise count and revenue.



MONTHLY/DAILY FEE STATEMENT

Project Highway: National Highway NH-48

Day/Month: 08-Mar-2025

Sr. No.	Name of Toll Plaza Location	Chainage
National Highway NH-48 (from Km. 20+400 to 131+200)		
1	Shedung	103+350

Type of Vehicle	For corresponding day/month of previous year 8-Mar-2024		For preceding day/month 7-Mar-2025		For the day/month reported upon 8-Mar-2025		
	No. of Vehicles	Fee collected (in lakh Rs.)	No. of Vehicles	Fee collected (in lakh Rs.)	Fee per Vehicle (in Rs.)	No. of Vehicles	Fee collected (in lakh Rs.)
1	2	3	4	5	6	7	8
A-Car (Note-7)	11916	688515	10807	618412	Note-1	14219	824603
B-LCV	1151	116677	1218	119491		1257	124326
C-Bus	1375	287912	1300	264576		1324	268280
D-Truck	0	0	0	0		0	0
E-Three-axle vehicle	0	0	0	0		0	0
F-Multi-axle Truck	1952	794971	1890	775879		1725	703250
G-Oversized vehicle	0	0	0	0	0	0	
FASTag Debit Adjustment/ Chargeback Received from Bank (Net) (Note-5)	0	757	0	1273	Note-5	0	0
H- Total	16394	1888832	15215	1779630		18525	1920458

Day/Month wise Opening Balance of Toll Collection & Traffic

Day	8
Month	3
Year	2025
Toll Depositing Bank	State Bank Of India
Bank Account No.	39177623786

Transaction Type	Car/Jeep Count	Total Car/ Jeep Amount (in Rs.)	Bus/Truck Count	Total Bus / Truck Amount (in Rs.)	LCV Count	Total LCV Amount (in Rs.)	MAV (Multi Axle Vehicle Count)	Total MAV (Multi Axle Vehicle) Amount (in Rs.)	Three Axle Count	Three Axle Count Amount (in Rs.)	FASTag Debit Adjustment/ Chargeback Received from Bank (Net)
1	2	3	4	5	8	9	10	11	12	13	Note-5
Single Journey	8034	352323	805	135508	819	68262	1280	465359	0	0	0
Monthly Pass Sales	3	2126	0	0	0	0	0	0	0	0	0
Daily Pass Sales	4784	338741	467	115611	407	50917	433	229371	0	0	0
Local Pass Sales	0	0	0	0	0	0	0	0	0	0	0
Return Pass Sales	0	0	0	0	0	0	0	0	0	0	0
Double User Fee (FASTag Lane Violation) (Note-6)	1398	131412	52	17160	31	5146	12	8520	0	0	0

Total Non-Tollable Traffic Count Entry Details (Note-2)					
Transaction Type	Car/Jeep Count	Bus/Truck Count	LCV Count	MAV (Multi Axle Vehicle Count)	Three Axle Count
1	2	3	5	6	7
Reuse & Exit	5600	668	478	516	0
Exemption & Violation	5632	200	54	139	0

Notes

- Fee for Fastag vehicles passing two toll plazas, is collected at two plazas in few cases and therefore section wise traffic details will not be available at one plaza for same.
- All Non-tollable traffic could not be recorded/reported due to unavailability of adequate Lanes & systems. Non-Tollable count includes Reuse of daily/return/monthly pass, exit trips, exemption and violations.
- Reporting (FASTag/Cash/Card) - 12:00:00 AM to 11:59:59 PM.
- Fastag Collection is net of Acquiring Bank Charges
- FASTag Debit Adjustment/Chargeback Received from Bank (Net)
- Double user fee (from cash vehicles entering dedicated Fastag lane) collected from vehicles are reported separately (count and revenue). These are included in vehicle category wise count and revenue.



MONTHLY/DAILY FEE STATEMENT

Project Highway: National Highway NH-48

Day/Month: 09-Mar-2025

Sr. No.	Name of Toll Plaza Location	Chainage
National Highway NH-48 (from Km. 20+400 to 131+200)		
1	Shedung	103+350

Type of Vehicle	For corresponding day/month of previous year 9-Mar-2024		For preceding day/month 8-Mar-2025		For the day/month reported upon 9-Mar-2025		
	No. of Vehicles	Fee collected (in lakh Rs.)	No. of Vehicles	Fee collected (in lakh Rs.)	Fee per Vehicle (in Rs.)	No. of Vehicles	Fee collected (in lakh Rs.)
	1	2	3	4	5	6	7
A-Car (Note-7)	13542	784335	14219	824603	Note-1	12714	745350
B-LCV	1107	108996	1257	124326		720	68042
C-Bus	1297	266691	1324	268280		889	178848
D-Truck	0	0	0	0		0	0
E-Three-axle vehicle	0	0	0	0		0	0
F-Multi-axle Truck	1882	760007	1725	703250		1321	529773
G-Oversized vehicle	0	0	0	0		0	0
FASTag Debit Adjustment/ Chargeback Received from Bank (Net) (Note-5)	0	1197	0	0	Note-5	0	-23
H- Total	17828	1921227	18525	1920458		15644	1521989

Day/Month wise Opening Balance of Toll Collection & Traffic

Day	9
Month	3
Year	2025
Toll Depositing Bank	State Bank Of India
Bank Account No.	39177623786

Transaction Type	Car/Jeep Count	Total Car/ Jeep Amount (in Rs.)	Bus/Truck Count	Total Bus / Truck Amount (in Rs.)	LCV Count	Total LCV Amount (in Rs.)	MAV (Multi Axle Vehicle Count)	Total MAV (Multi Axle Vehicle) Amount (in Rs.)	Three Axle Count	Three Axle Count Amount (in Rs.)	FASTag Debit Adjustment/ Chargeback Received from Bank (Net)		
1	2	3	4	5	6	7	8	9	10	11	12	13	Note-5
Single Journey	7188	320356	560	95010	535	44466	1040	378528	0	0	0	-23	
Monthly Pass Sales	0	0	0	0	0	0	0	0	0	0	0	0	
Daily Pass Sales	4074	288505	301	74598	173	21584	269	142724	0	0	0	0	
Local Pass Sales	0	0	0	0	0	0	0	0	0	0	0	0	
Return Pass Sales	0	0	0	0	0	0	0	0	0	0	0	0	
Double User Fee (FASTag Lane Violation) (Note-6)	1452	136488	28	9240	12	1992	12	8520	0	0	0	0	

Total Non-Tollable Traffic Count Entry Details (Note-2)					
Transaction Type	Car/Jeep Count	Bus/Truck Count	LCV Count	MAV (Multi Axle Vehicle Count)	Three Axle Count
1	2	3	4	5	6
Reuse & Exit	4595	494	223	375	0
Exemption & Violation	4910	157	24	55	0

Notes

1. Fee for Fastag vehicles passing two toll plazas, is collected at two plazas in few cases and therefore section wise traffic details will not be available at one plaza for same.
2. All Non-tollable traffic could not be recorded/reported due to unavailability of adequate Lanes & systems. Non-Tollable count includes Reuse of daily/return/monthly pass, exit trips, exemption and violations.
3. Reporting (FASTag/Cash/Card) - 12:00:00 AM to 11:59:59 PM.
4. Fastag Collection is net of Acquiring Bank Charges
5. FASTag Debit Adjustment/Chargeback Received from Bank (Net)
6. Double user fee (from cash vehicles entering dedicated Fastag lane) collected from vehicles are reported separately (count and revenue). These are included in vehicle category wise count and revenue.



MONTHLY/DAILY FEE STATEMENT

Project Highway: National Highway NH-48

Day/Month: 10-Mar-2025

Sr. No.	Name of Toll Plaza Location	Chainage
National Highway NH-48 (from Km. 20+400 to 131+200)		
1	Shedung	103+350

Type of Vehicle	For corresponding day/month of previous year 10-Mar-2024		For preceding day/month 9-Mar-2025		For the day/month reported upon 10-Mar-2025		
	No. of Vehicles	Fee collected (in lakh Rs.)	No. of Vehicles	Fee collected (in lakh Rs.)	Fee per Vehicle (in Rs.)	No. of Vehicles	Fee collected (in lakh Rs.)
1	2	3	4	5	6	7	8
A –Car (Note-7)	13551	786301	12714	745350	Note-1	9864	567047
B –LCV	637	61567	720	68042		1020	100700
C- Bus	868	176138	889	178848		1128	231116
D –Truck	0	0	0	0		0	0
E -Three-axle vehicle	0	0	0	0		0	0
F -Multi-axle Truck	1363	539095	1321	529773		1601	637707
G -Oversized vehicle	0	0	0	0		0	0
FASTag Debit Adjustment/ Chargeback Received from Bank (Net) (Note-5)	0	0	0	-23	Note-5	0	1222
H- Total	16419	1563101	15644	1521989		13613	1537792

Day/Month wise Opening Balance of Toll Collection & Traffic

Day	10
Month	3
Year	2025
Toll Depositing Bank	State Bank Of India
Bank Account No.	39177623786

Transaction Type	Car/Jeep Count	Total Car/ Jeep Amount (in Rs.)	Bus/Truck Count	Total Bus / Truck Amount (in Rs.)	LCV Count	Total LCV Amount (in Rs.)	MAV (Multi Axle Vehicle Count)	Total MAV (Multi Axle Vehicle) Amount (in Rs.)	Three Axle Count	Three Axle Count Amount (in Rs.)	FASTag Debit Adjustment/ Chargeback Received from Bank (Net)
1	2	3	4	5	8	9	10	11	12	13	Note-5
Single Journey	5305	221309	671	113159	675	56841	1267	458733	0	0	1222
Monthly Pass Sales	3	2126	0	0	0	0	0	0	0	0	0
Daily Pass Sales	3645	257978	401	99477	327	40872	323	171164	0	0	0
Local Pass Sales	0	0	0	0	0	0	0	0	0	0	0
Return Pass Sales	0	0	0	0	0	0	0	0	0	0	0
Double User Fee (FASTag Lane Violation) (Note-6)	911	85634	56	18480	18	2988	11	7810	0	0	0

Total Non-Tollable Traffic Count Entry Details (Note-2)						
Transaction Type	Car/Jeep Count	Bus/Truck Count	LCV Count	MAV (Multi Axle Vehicle Count)	Three Axle Count	
1	2	3	5	6	7	
Reuse & Exit	4467	633	394	396	0	
Exemption & Violation	6020	233	77	90	0	



Notes

- Fee for Fastag vehicles passing two toll plazas, is collected at two plazas in few cases and therefore section wise traffic details will not be available at one plaza for same.
- All Non-tollable traffic could not be recorded/reported due to unavailability of adequate Lanes & systems. Non-Tollable count includes Reuse of daily/return/monthly pass, exit trips, exemption and violations.
- Reporting (FASTag/Cash/Card) - 12:00:00 AM to 11:59:59 PM.
- Fastag Collection is net of Acquiring Bank Charges
- FASTag Debit Adjustment/Chargeback Received from Bank (Net)
- Double user fee (from cash vehicles entering dedicated Fastag lane) collected from vehicles are reported separately (count and revenue). These are included in vehicle category wise count and revenue.

MONTHLY/DAILY FEE STATEMENT

Project Highway: National Highway NH-48

Day/Month: 11-Mar-2025

Sr. No.	Name of Toll Plaza Location	Chainage
National Highway NH-48 (from Km. 20+400 to 131+200)		
1	Shedung	103+350

Type of Vehicle	For corresponding day/month of previous year 11-Mar-2024		For preceding day/month 10-Mar-2025		For the day/month reported upon 11-Mar-2025		
	No. of Vehicles	Fee collected (in lakh Rs.)	No. of Vehicles	Fee collected (in lakh Rs.)	Fee per Vehicle (in Rs.)	No. of Vehicles	Fee collected (in lakh Rs.)
1	2	3	4	5	6	7	8
A-Car (Note-7)	10031	573403	9864	567047	Note-1	9616	560501
B-LCV	1014	98759	1020	100700		1222	120329
C-Bus	1284	259354	1128	231116		1249	256447
D-Truck	0	0	0	0		0	0
E-Three-axle vehicle	0	0	0	0		0	0
F-Multi-axle Truck	1757	706791	1601	637707		1815	732145
G-Oversized vehicle	0	0	0	0	0	0	
FASTag Debit Adjustment/ Chargeback Received from Bank (Net) (Note-5)	0	2024	0	1222	Note-5	0	716
H- Total	14086	1640331	13613	1537792		13902	1670137

Day/Month wise Opening Balance of Toll Collection & Traffic

Day	11
Month	3
Year	2025
Toll Depositing Bank	State Bank Of India
Bank Account No.	39177623786

Transaction Type	Car/Jeep Count	Total Car/ Jeep Amount (in Rs.)	Bus/Truck Count	Total Bus / Truck Amount (in Rs.)	LCV Count	Total LCV Amount (in Rs.)	MAV (Multi Axle Vehicle Count)	Total MAV (Multi Axle Vehicle) Amount (in Rs.)	Three Axle Count	Three Axle Count Amount (in Rs.)	FASTag Debit Adjustment/ Chargeback Received from Bank (Net)
1	2	3	4	5	8	9	10	11	12	13	Note-5
Single Journey	4884	201600	720	120872	811	67453	1375	494864	0	0	716
Monthly Pass Sales	1	1408	0	0	0	0	0	0	0	0	0
Daily Pass Sales	3786	268664	476	118085	382	48062	419	222372	0	0	0
Local Pass Sales	0	0	0	0	0	0	0	0	0	0	0
Return Pass Sales	0	0	0	0	0	0	0	0	0	0	0
Double User Fee (FASTag Lane Violation) (Note-6)	945	88830	53	17490	29	4814	21	14910	0	0	0

Total Non-Tollable Traffic Count Entry Details (Note-2)					
Transaction Type	Car/Jeep Count	Bus/Truck Count	LCV Count	MAV (Multi Axle Vehicle Count)	Three Axle Count
1	2	3	5	6	7
Reuse & Exit	4548	718	442	488	0
Exemption & Violation	6142	227	48	167	0

Notes

1. Fee for Fastag vehicles passing two toll plazas, is collected at two plazas in few cases and therefore section wise traffic details will not be available at one plaza for same.
2. All Non-tollable traffic could not be recorded/reported due to unavailability of adequate Lanes & systems. Non-Tollable count includes Reuse of daily/return/monthly pass, exit trips, exemption and violations.
3. Reporting (FASTag/Cash/Card) - 12:00:00 AM to 11:59:59 PM.
4. Fastag Collection is net of Acquiring Bank Charges
5. FASTag Debit Adjustment/Chargeback Received from Bank (Net)
6. Double user fee (from cash vehicles entering dedicated Fastag lane) collected from vehicles are reported separately (count and revenue). These are included in vehicle category wise count and revenue.



MONTHLY/DAILY FEE STATEMENT

Project Highway: National Highway NH-48

Day/Month: 12-Mar-2025

Sr. No.	Name of Toll Plaza Location	Chainage
National Highway NH-48 (from Km. 20+400 to 131+200)		
1	Shedung	103+350

Type of Vehicle	For corresponding day/month of previous year 12-Mar-2024		For preceding day/month 11-Mar-2025		For the day/month reported upon 12-Mar-2025		
	No. of Vehicles	Fee collected (in lakh Rs.)	No. of Vehicles	Fee collected (in lakh Rs.)	Fee per Vehicle (in Rs.)	No. of Vehicles	Fee collected (in lakh Rs.)
	1	2	3	4	5	6	7
A-Car (Note-7)	9394	545957	9616	560501	Note-1	10254	596427
B-LCV	1249	123807	1222	120329		1274	125444
C-Bus	1354	272294	1249	256447		1272	259494
D-Truck	0	0	0	0		0	0
E-Three-axle vehicle	0	0	0	0		0	0
F-Multi-axle Truck	1839	735531	1815	732145		1991	807844
G-Oversized vehicle	0	0	0	0		0	0
FASTag Debit Adjustment/ Chargeback Received from Bank (Net) (Note-5)	0	1274	0	716	Note-5	0	723
H- Total	13836	1678862	13902	1670137		14791	1789932

Day/Month wise Opening Balance of Toll Collection & Traffic

Day	12
Month	3
Year	2025
Toll Depositing Bank	State Bank Of India
Bank Account No.	39177623786

Transaction Type	Car/Jeep Count	Total Car/ Jeep Amount (in Rs.)	Bus/Truck Count	Total Bus / Truck Amount (in Rs.)	LCV Count	Total LCV Amount (in Rs.)	MAV (Multi Axle Vehicle Count)	Total MAV (Multi Axle Vehicle) Amount (in Rs.)	Three Axle Count	Three Axle Count Amount (in Rs.)	FASTag Debit Adjustment/ Chargeback Received from Bank (Net)		
1	2	3	4	5	6	7	8	9	10	11	12	13	Note-5
Single Journey	5257	218128	770	130560	823	67598	1509	548767	0	0	0	723	
Monthly Pass Sales	2	719	0	0	0	0	0	0	0	0	0	0	
Daily Pass Sales	3990	283111	444	109795	418	52368	464	246297	0	0	0	0	
Local Pass Sales	0	0	0	0	0	0	0	0	0	0	0	0	
Return Pass Sales	0	0	0	0	0	0	0	0	0	0	0	0	
Double User Fee (FASTag Lane Violation) (Note-6)	1005	94470	58	19140	33	5478	18	12780	0	0	0	0	

Total Non-Tollable Traffic Count Entry Details (Note-2)					
Transaction Type	Car/Jeep Count	Bus/Truck Count	LCV Count	MAV (Multi Axle Vehicle Count)	Three Axle Count
1	2	3	4	5	6
Reuse & Exit	4802	670	480	549	0
Exemption & Violation	6613	218	61	159	0

Notes

1. Fee for Fastag vehicles passing two toll plazas, is collected at two plazas in few cases and therefore section wise traffic details will not be available at one plaza for same.
2. All Non-tollable traffic could not be recorded/reported due to unavailability of adequate Lanes & systems. Non-Tollable count includes Reuse of daily/return/monthly pass, exit trips, exemption and violations.
3. Reporting (FASTag/Cash/Card) - 12:00:00 AM to 11:59:59 PM.
4. Fastag Collection is net of Acquiring Bank Charges
5. FASTag Debit Adjustment/Chargeback Received from Bank (Net)
6. Double user fee (from cash vehicles entering dedicated Fastag lane) collected from vehicles are reported separately (count and revenue). These are included in vehicle category wise count and revenue.



MONTHLY/DAILY FEE STATEMENT

Project Highway: National Highway NH-48

Day/Month: 13-Mar-2025

Sr. No.	Name of Toll Plaza Location	Chainage
National Highway NH-48 (from Km. 20+400 to 131+200)		
1	Shedung	103+350

Type of Vehicle	For corresponding day/month of previous year 13-Mar-2024		For preceding day/month 12-Mar-2025		For the day/month reported upon 13-Mar-2025		
	No. of Vehicles	Fee collected (in lakh Rs.)	No. of Vehicles	Fee collected (in lakh Rs.)	Fee per Vehicle (in Rs.)	No. of Vehicles	Fee collected (in lakh Rs.)
1	2	3	4	5	6	7	8
A-Car (Note-7)	9417	551680	10254	596427	Note-1	12041	687873
B-LCV	1222	121807	1274	125444		1252	123994
C-Bus	1432	291224	1272	259494		1290	262953
D-Truck	0	0	0	0		0	0
E-Three-axle vehicle	0	0	0	0		0	0
F-Multi-axle Truck	1970	795084	1991	807844		1818	731816
G-Oversized vehicle	0	0	0	0	0	0	
FASTag Debit Adjustment/ Chargeback Received from Bank (Net) (Note-5)	0	559	0	723	Note-5	0	1205
H- Total	14041	1760354	14791	1789932		16401	1807841

Day/Month wise Opening Balance of Toll Collection & Traffic

Day	13
Month	3
Year	2025
Toll Depositing Bank	State Bank Of India
Bank Account No.	39177623786

Transaction Type	Car/Jeep Count	Total Car/ Jeep Amount (in Rs.)	Bus/Truck Count	Total Bus / Truck Amount (in Rs.)	LCV Count	Total LCV Amount (in Rs.)	MAV (Multi Axle Vehicle Count)	Total MAV (Multi Axle Vehicle) Amount (in Rs.)	Three Axle Count	Three Axle Count Amount (in Rs.)	FASTag Debit Adjustment/ Chargeback Received from Bank (Net)
1	2	3	4	5	8	9	10	11	12	13	Note-5
Single Journey	7077	309050	760	127789	800	66649	1411	513503	0	0	1205
Monthly Pass Sales	0	0	0	0	0	0	0	0	0	0	0
Daily Pass Sales	3796	269031	484	119983	434	54357	393	208373	0	0	0
Local Pass Sales	0	0	0	0	0	0	0	0	0	0	0
Return Pass Sales	0	0	0	0	0	0	0	0	0	0	0
Double User Fee (FASTag Lane Violation) (Note-6)	1168	109792	46	15180	18	2988	14	9940	0	0	0

Total Non-Tollable Traffic Count Entry Details (Note-2)					
Transaction Type	Car/Jeep Count	Bus/Truck Count	LCV Count	MAV (Multi Axle Vehicle Count)	Three Axle Count
1	2	3	5	6	7
Reuse & Exit	4578	665	505	469	0
Exemption & Violation	5645	260	56	161	0

Notes

1. Fee for Fastag vehicles passing two toll plazas, is collected at two plazas in few cases and therefore section wise traffic details will not be available at one plaza for same.
2. All Non-tollable traffic could not be recorded/reported due to unavailability of adequate Lanes & systems. Non-Tollable count includes Reuse of daily/return/monthly pass, exit trips, exemption and violations.
3. Reporting (FASTag/Cash/Card) - 12:00:00 AM to 11:59:59 PM.
4. Fastag Collection is net of Acquiring Bank Charges
5. FASTag Debit Adjustment/Chargeback Received from Bank (Net)
6. Double user fee (from cash vehicles entering dedicated Fastag lane) collected from vehicles are reported separately (count and revenue). These are included in vehicle category wise count and revenue.



MONTHLY/DAILY FEE STATEMENT

Project Highway: National Highway NH-48

Day/Month: 14-Mar-2025

Sr. No.	Name of Toll Plaza Location	Chainage
National Highway NH-48 (from Km. 20+400 to 131+200)		
1	Shedung	103+350

Type of Vehicle	For corresponding day/month of previous year		For preceding day/month		For the day/month reported upon		
	14-Mar-2024		13-Mar-2025		14-Mar-2025		
	No. of Vehicles	Fee collected (in lakh Rs.)	No. of Vehicles	Fee collected (in lakh Rs.)	Fee per Vehicle (in Rs.)	No. of Vehicles	Fee collected (in lakh Rs.)
1	2	3	4	5	6	7	8
A-Car (Note-7)	9467	550703	12041	687873	Note-1	10586	608408
B-LCV	1259	125270	1252	123994		476	44568
C-Bus	1441	296917	1290	262953		561	111127
D-Truck	0	0	0	0		0	0
E-Three-axle vehicle	0	0	0	0		0	0
F-Multi-axle Truck	2025	819938	1818	731816		844	322474
G-Oversized vehicle	0	0	0	0		0	0
FASTag Debit Adjustment/ Chargeback Received from Bank (Net) (Note-5)	0	2686	0	1205	Note-5	0	0
H- Total	14192	1795514	16401	1807841		12467	1086578

Day/Month wise Opening Balance of Toll Collection & Traffic

Day	14
Month	3
Year	2025
Toll Depositing Bank	State Bank Of India
Bank Account No.	39177623786

Transaction Type	Car/Jeep Count	Total Car/ Jeep Amount (in Rs.)	Bus/Truck Count	Total Bus / Truck Amount (in Rs.)	LCV Count	Total LCV Amount (in Rs.)	MAV (Multi Axle Vehicle Count)	Total MAV (Multi Axle Vehicle) Amount (in Rs.)	Three Axle Count	Three Axle Count Amount (in Rs.)	FASTag Debit Adjustment/ Chargeback Received from Bank (Net)
1	2	3	4	5	8	9	10	11	12	13	Note-5
Single Journey	6743	306239	391	66653	366	30438	764	278522	0	0	0
Monthly Pass Sales	0	0	0	0	0	0	0	0	0	0	0
Daily Pass Sales	2548	180439	143	35565	102	12802	73	38982	0	0	0
Local Pass Sales	0	0	0	0	0	0	0	0	0	0	0
Return Pass Sales	0	0	0	0	0	0	0	0	0	0	0
Double User Fee (FASTag Lane Violation) (Note-6)	1295	121730	27	8910	8	1328	7	4970	0	0	0

Total Non-Tollable Traffic Count Entry Details (Note-2)					
Transaction Type	Car/Jeep Count	Bus/Truck Count	LCV Count	MAV (Multi Axle Vehicle Count)	Three Axle Count
1	2	3	5	6	7
Reuse & Exit	2865	275	143	80	0
Exemption & Violation	3827	161	6	8	0

Notes

1. Fee for Fastag vehicles passing two toll plazas, is collected at two plazas in few cases and therefore section wise traffic details will not be available at one plaza for same.
2. All Non-tollable traffic could not be recorded/reported due to unavailability of adequate Lanes & systems. Non-Tollable count includes Reuse of daily/return/monthly pass, exit trips, exemption and violations.
3. Reporting (FASTag/Cash/Card) - 12:00:00 AM to 11:59:59 PM.
4. Fastag Collection is net of Acquiring Bank Charges
5. FASTag Debit Adjustment/Chargeback Received from Bank (Net)
6. Double user fee (from cash vehicles entering dedicated Fastag lane) collected from vehicles are reported separately (count and revenue). These are included in vehicle category wise count and revenue.



MONTHLY/DAILY FEE STATEMENT

Project Highway: National Highway NH-48

Day/Month: 15-Mar-2025

Sr. No.	Name of Toll Plaza Location	Chainage
National Highway NH-48 (from Km. 20+400 to 131+200)		
1	Shedung	103+350

Type of Vehicle	For corresponding day/month of previous year 15-Mar-2024		For preceding day/month 14-Mar-2025		For the day/month reported upon 15-Mar-2025		
	No. of Vehicles	Fee collected (in lakh Rs.)	No. of Vehicles	Fee collected (in lakh Rs.)	Fee per Vehicle (in Rs.)	No. of Vehicles	Fee collected (in lakh Rs.)
1	2	3	4	5	6	7	8
A-Car (Note-7)	10311	592049	10586	608408	Note-1	13278	763184
B-LCV	1194	117814	476	44568		916	91140
C-Bus	1396	282032	561	111127		959	193765
D-Truck	0	0	0	0		0	0
E-Three-axle vehicle	0	0	0	0		0	0
F-Multi-axle Truck	1830	730486	844	322474		1549	611431
G-Oversized vehicle	0	0	0	0		0	0
FASTag Debit Adjustment/ Chargeback Received from Bank (Net) (Note-5)	0	1637	0	0	Note-5	0	0
H- Total	14731	1724017	12467	1086578		16702	1659520

Day/Month wise Opening Balance of Toll Collection & Traffic

Day	15
Month	3
Year	2025
Toll Depositing Bank	State Bank Of India
Bank Account No.	39177623786

Transaction Type	Car/Jeep Count	Total Car/ Jeep Amount (in Rs.)	Bus/Truck Count	Total Bus / Truck Amount (in Rs.)	LCV Count	Total LCV Amount (in Rs.)	MAV (Multi Axle Vehicle Count)	Total MAV (Multi Axle Vehicle) Amount (in Rs.)	Three Axle Count	Three Axle Count Amount (in Rs.)	FASTag Debit Adjustment/ Chargeback Received from Bank (Net)
1	2	3	4	5	8	9	10	11	12	13	Note-5
Single Journey	7687	335582	577	96930	572	47845	1241	446013	0	0	0
Monthly Pass Sales	2	719	0	0	0	0	0	0	0	0	0
Daily Pass Sales	4219	298103	356	88255	334	41635	299	159027	0	0	0
Local Pass Sales	0	0	0	0	0	0	0	0	0	0	0
Return Pass Sales	0	0	0	0	0	0	0	0	0	0	0
Double User Fee (FASTag Lane Violation) (Note-6)	1370	128780	26	8580	10	1660	9	6390	0	0	0

Total Non-Tollable Traffic Count Entry Details (Note-2)					
Transaction Type	Car/Jeep Count	Bus/Truck Count	LCV Count	MAV (Multi Axle Vehicle Count)	Three Axle Count
1	2	3	5	6	7
Reuse & Exit	4892	563	398	364	0
Exemption & Violation	6308	255	42	93	0

Notes

1. Fee for Fastag vehicles passing two toll plazas, is collected at two plazas in few cases and therefore section wise traffic details will not be available at one plaza for same.
2. All Non-tollable traffic could not be recorded/reported due to unavailability of adequate Lanes & systems. Non-Tollable count includes Reuse of daily/return/monthly pass, exit trips, exemption and violations.
3. Reporting (FASTag/Cash/Card) - 12:00:00 AM to 11:59:59 PM.
4. Fastag Collection is net of Acquiring Bank Charges
5. FASTag Debit Adjustment/Chargeback Received from Bank (Net)
6. Double user fee (from cash vehicles entering dedicated Fastag lane) collected from vehicles are reported separately (count and revenue). These are included in vehicle category wise count and revenue.



MONTHLY/DAILY FEE STATEMENT

Project Highway: National Highway NH-48

Day/Month: 16-Mar-2025

Sr. No.	Name of Toll Plaza Location	Chainage
National Highway NH-48 (from Km. 20+400 to 131+200)		
1	Shedung	103+350

Type of Vehicle	For corresponding day/month of previous year 16-Mar-2024		For preceding day/month 15-Mar-2025		For the day/month reported upon 16-Mar-2025		
	No. of Vehicles	Fee collected (in lakh Rs.)	No. of Vehicles	Fee collected (in lakh Rs.)	Fee per Vehicle (in Rs.)	No. of Vehicles	Fee collected (in lakh Rs.)
	1	2	3	4	5	6	7
A-Car (Note-7)	13308	768506	13278	763184	Note-1	14885	865387
B-LCV	1203	117884	916	91140		780	75088
C-Bus	1382	275575	959	193765		852	174327
D-Truck	0	0	0	0		0	0
E-Three-axle vehicle	0	0	0	0		0	0
F-Multi-axle Truck	1799	708314	1549	611431		1344	534493
G-Oversized vehicle	0	0	0	0		0	0
FASTag Debit Adjustment/ Chargeback Received from Bank (Net) (Note-5)	0	0	0	0	Note-5	0	-552
H- Total	17692	1870278	16702	1659520		17861	1648744

Day/Month wise Opening Balance of Toll Collection & Traffic

Day	16
Month	3
Year	2025
Toll Depositing Bank	State Bank Of India
Bank Account No.	39177623786

Transaction Type	Car/Jeep Count	Total Car/ Jeep Amount (in Rs.)	Bus/Truck Count	Total Bus / Truck Amount (in Rs.)	LCV Count	Total LCV Amount (in Rs.)	MAV (Multi Axle Vehicle Count)	Total MAV (Multi Axle Vehicle) Amount (in Rs.)	Three Axle Count	Three Axle Count Amount (in Rs.)	FASTag Debit Adjustment/ Chargeback Received from Bank (Net)		
1	2	3	4	5	6	7	8	9	10	11	12	13	Note-5
Single Journey	8657	385696	505	85375	539	44469	1054	378914	0	0	0	-552	
Monthly Pass Sales	1	1408	0	0	0	0	0	0	0	0	0	0	
Daily Pass Sales	4598	325157	312	77403	229	28628	282	149899	0	0	0	0	
Local Pass Sales	0	0	0	0	0	0	0	0	0	0	0	0	
Return Pass Sales	0	0	0	0	0	0	0	0	0	0	0	0	
Double User Fee (FASTag Lane Violation) (Note-6)	1629	153126	35	11550	12	1992	8	5680	0	0	0	0	

Total Non-Tollable Traffic Count Entry Details (Note-2)					
Transaction Type	Car/Jeep Count	Bus/Truck Count	LCV Count	MAV (Multi Axle Vehicle Count)	Three Axle Count
1	2	3	4	5	6
Reuse & Exit	5160	504	288	339	0
Exemption & Violation	5924	177	34	55	0

Notes

1. Fee for Fastag vehicles passing two toll plazas, is collected at two plazas in few cases and therefore section wise traffic details will not be available at one plaza for same.
2. All Non-tollable traffic could not be recorded/reported due to unavailability of adequate Lanes & systems. Non-Tollable count includes Reuse of daily/return/monthly pass, exit trips, exemption and violations.
3. Reporting (FASTag/Cash/Card) - 12:00:00 AM to 11:59:59 PM.
4. Fastag Collection is net of Acquiring Bank Charges
5. FASTag Debit Adjustment/Chargeback Received from Bank (Net)
6. Double user fee (from cash vehicles entering dedicated Fastag lane) collected from vehicles are reported separately (count and revenue). These are included in vehicle category wise count and revenue.



MONTHLY/DAILY FEE STATEMENT

Project Highway: National Highway NH-48

Day/Month: 17-Mar-2025

Sr. No.	Name of Toll Plaza Location	Chainage
National Highway NH-48 (from Km. 20+400 to 131+200)		
1	Shedung	103+350

Type of Vehicle	For corresponding day/month of previous year 17-Mar-2024		For preceding day/month 16-Mar-2025		For the day/month reported upon 17-Mar-2025		
	No. of Vehicles	Fee collected (in lakh Rs.)	No. of Vehicles	Fee collected (in lakh Rs.)	Fee per Vehicle (in Rs.)	No. of Vehicles	Fee collected (in lakh Rs.)
1	2	3	4	5	6	7	8
A-Car (Note-7)	13633	800896	14885	865387	Note-1	10747	616722
B-LCV	710	69102	780	75088		1084	107294
C-Bus	928	190741	852	174327		1185	239211
D-Truck	0	0	0	0		0	0
E-Three-axle vehicle	0	0	0	0		0	0
F-Multi-axle Truck	1355	527911	1344	534493		1792	731315
G-Oversized vehicle	0	0	0	0	0	0	
FASTag Debit Adjustment/ Chargeback Received from Bank (Net) (Note-5)	0	1117	0	-552	Note-5	0	2623
H- Total	16626	1589767	17861	1648744		14808	1697164

Day/Month wise Opening Balance of Toll Collection & Traffic

Day	17
Month	3
Year	2025
Toll Depositing Bank	State Bank Of India
Bank Account No.	39177623786

Transaction Type	Car/Jeep Count	Total Car/ Jeep Amount (in Rs.)	Bus/Truck Count	Total Bus / Truck Amount (in Rs.)	LCV Count	Total LCV Amount (in Rs.)	MAV (Multi Axle Vehicle Count)	Total MAV (Multi Axle Vehicle) Amount (in Rs.)	Three Axle Count	Three Axle Count Amount (in Rs.)	FASTag Debit Adjustment/ Chargeback Received from Bank (Net)
1	2	3	4	5	8	9	10	11	12	13	Note-5
Single Journey	6012	257175	725	122160	691	57575	1327	480474	0	0	2623
Monthly Pass Sales	0	0	0	0	0	0	0	0	0	0	0
Daily Pass Sales	3677	260095	424	105171	375	46731	441	233801	0	0	0
Local Pass Sales	0	0	0	0	0	0	0	0	0	0	0
Return Pass Sales	0	0	0	0	0	0	0	0	0	0	0
Double User Fee (FASTag Lane Violation) (Note-6)	1058	99452	36	11880	18	2988	24	17040	0	0	0

Total Non-Tollable Traffic Count Entry Details (Note-2)					
Transaction Type	Car/Jeep Count	Bus/Truck Count	LCV Count	MAV (Multi Axle Vehicle Count)	Three Axle Count
1	2	3	5	6	7
Reuse & Exit	4509	636	442	543	0
Exemption & Violation	5957	248	49	155	0

Notes

- Fee for Fastag vehicles passing two toll plazas, is collected at two plazas in few cases and therefore section wise traffic details will not be available at one plaza for same.
- All Non-tollable traffic could not be recorded/reported due to unavailability of adequate Lanes & systems. Non-Tollable count includes Reuse of daily/return/monthly pass, exit trips, exemption and violations.
- Reporting (FASTag/Cash/Card) - 12:00:00 AM to 11:59:59 PM.
- Fastag Collection is net of Acquiring Bank Charges
- FASTag Debit Adjustment/Chargeback Received from Bank (Net)
- Double user fee (from cash vehicles entering dedicated Fastag lane) collected from vehicles are reported separately (count and revenue). These are included in vehicle category wise count and revenue.



MONTHLY/DAILY FEE STATEMENT

Project Highway: National Highway NH-48

Day/Month: 18-Mar-2025

Sr. No.	Name of Toll Plaza Location	Chainage
National Highway NH-48 (from Km. 20+400 to 131+200)		
1	Shedung	103+350

Type of Vehicle	For corresponding day/month of previous year 18-Mar-2024		For preceding day/month 17-Mar-2025		For the day/month reported upon 18-Mar-2025		
	No. of Vehicles	Fee collected (in lakh Rs.)	No. of Vehicles	Fee collected (in lakh Rs.)	Fee per Vehicle (in Rs.)	No. of Vehicles	Fee collected (in lakh Rs.)
1	2	3	4	5	6	7	8
A-Car (Note-7)	9812	571505	10747	616722	Note-1	10496	612707
B-LCV	1035	103616	1084	107294		1286	127660
C-Bus	1233	249212	1185	239211		1277	259937
D-Truck	0	0	0	0		0	0
E-Three-axle vehicle	0	0	0	0		0	0
F-Multi-axle Truck	1921	761232	1792	731315		1820	738124
G-Oversized vehicle	0	0	0	0	0	0	
FASTag Debit Adjustment/ Chargeback Received from Bank (Net) (Note-5)	0	0	0	2623	Note-5	0	544
H- Total	14001	1685565	14808	1697164		14879	1738971

Day/Month wise Opening Balance of Toll Collection & Traffic

Day	18
Month	3
Year	2025
Toll Depositing Bank	State Bank Of India
Bank Account No.	39177623786

Transaction Type	Car/Jeep Count	Total Car/ Jeep Amount (in Rs.)	Bus/Truck Count	Total Bus / Truck Amount (in Rs.)	LCV Count	Total LCV Amount (in Rs.)	MAV (Multi Axle Vehicle Count)	Total MAV (Multi Axle Vehicle) Amount (in Rs.)	Three Axle Count	Three Axle Count Amount (in Rs.)	FASTag Debit Adjustment/ Chargeback Received from Bank (Net)
1	2	3	4	5	8	9	10	11	12	13	Note-5
Single Journey	5391	226290	758	127910	815	67829	1373	496771	0	0	544
Monthly Pass Sales	0	0	0	0	0	0	0	0	0	0	0
Daily Pass Sales	4047	286965	479	118827	449	56179	428	227863	0	0	0
Local Pass Sales	0	0	0	0	0	0	0	0	0	0	0
Return Pass Sales	0	0	0	0	0	0	0	0	0	0	0
Double User Fee (FASTag Lane Violation) (Note-6)	1058	99452	40	13200	22	3652	19	13490	0	0	0

Total Non-Tollable Traffic Count Entry Details (Note-2)					
Transaction Type	Car/Jeep Count	Bus/Truck Count	LCV Count	MAV (Multi Axle Vehicle Count)	Three Axle Count
1	2	3	5	6	7
Reuse & Exit	4889	711	518	527	0
Exemption & Violation	5263	243	61	142	0

Notes

- Fee for Fastag vehicles passing two toll plazas, is collected at two plazas in few cases and therefore section wise traffic details will not be available at one plaza for same.
- All Non-tollable traffic could not be recorded/reported due to unavailability of adequate Lanes & systems. Non-Tollable count includes Reuse of daily/return/monthly pass, exit trips, exemption and violations.
- Reporting (FASTag/Cash/Card) - 12:00:00 AM to 11:59:59 PM.
- Fastag Collection is net of Acquiring Bank Charges
- FASTag Debit Adjustment/Chargeback Received from Bank (Net)
- Double user fee (from cash vehicles entering dedicated Fastag lane) collected from vehicles are reported separately (count and revenue). These are included in vehicle category wise count and revenue.



MONTHLY/DAILY FEE STATEMENT

Project Highway: National Highway NH-48

Day/Month: 19-Mar-2025

Sr. No.	Name of Toll Plaza Location	Chainage
National Highway NH-48 (from Km. 20+400 to 131+200)		
1	Shedung	103+350

Type of Vehicle	For corresponding day/month of previous year 19-Mar-2024		For preceding day/month 18-Mar-2025		For the day/month reported upon 19-Mar-2025		
	No. of Vehicles	Fee collected (in lakh Rs.)	No. of Vehicles	Fee collected (in lakh Rs.)	Fee per Vehicle (in Rs.)	No. of Vehicles	Fee collected (in lakh Rs.)
1	2	3	4	5	6	7	8
A-Car (Note-7)	9251	543892	10496	612707	Note-1	10473	613531
B-LCV	1205	119355	1286	127660		1287	128096
C-Bus	1317	266815	1277	259937		1322	268834
D-Truck	0	0	0	0		0	0
E-Three-axle vehicle	0	0	0	0		0	0
F-Multi-axle Truck	1920	769297	1820	738124		1965	802612
G-Oversized vehicle	0	0	0	0	0	0	
FASTag Debit Adjustment/ Chargeback Received from Bank (Net) (Note-5)	0	2007	0	544	Note-5	0	985
H- Total	13693	1701366	14879	1738971		15047	1814058

Day/Month wise Opening Balance of Toll Collection & Traffic

Day	19
Month	3
Year	2025
Toll Depositing Bank	State Bank Of India
Bank Account No.	39177623786

Transaction Type	Car/Jeep Count	Total Car/ Jeep Amount (in Rs.)	Bus/Truck Count	Total Bus / Truck Amount (in Rs.)	LCV Count	Total LCV Amount (in Rs.)	MAV (Multi Axle Vehicle Count)	Total MAV (Multi Axle Vehicle) Amount (in Rs.)	Three Axle Count	Three Axle Count Amount (in Rs.)	FASTag Debit Adjustment/ Chargeback Received from Bank (Net)
1	2	3	4	5	8	9	10	11	12	13	Note-5
Single Journey	5371	225012	779	130865	821	68511	1460	530688	0	0	985
Monthly Pass Sales	0	0	0	0	0	0	0	0	0	0	0
Daily Pass Sales	3948	280042	503	124769	433	54107	484	257015	0	0	0
Local Pass Sales	0	0	0	0	0	0	0	0	0	0	0
Return Pass Sales	0	0	0	0	0	0	0	0	0	0	0
Double User Fee (FASTag Lane Violation) (Note-6)	1154	108476	40	13200	33	5478	21	14910	0	0	0

Total Non-Tollable Traffic Count Entry Details (Note-2)					
Transaction Type	Car/Jeep Count	Bus/Truck Count	LCV Count	MAV (Multi Axle Vehicle Count)	Three Axle Count
1	2	3	5	6	7
Reuse & Exit	4851	755	502	559	0
Exemption & Violation	5145	249	66	140	0

Notes

- Fee for Fastag vehicles passing two toll plazas, is collected at two plazas in few cases and therefore section wise traffic details will not be available at one plaza for same.
- All Non-tollable traffic could not be recorded/reported due to unavailability of adequate Lanes & systems. Non-Tollable count includes Reuse of daily/return/monthly pass, exit trips, exemption and violations.
- Reporting (FASTag/Cash/Card) - 12:00:00 AM to 11:59:59 PM.
- Fastag Collection is net of Acquiring Bank Charges
- FASTag Debit Adjustment/Chargeback Received from Bank (Net)
- Double user fee (from cash vehicles entering dedicated Fastag lane) collected from vehicles are reported separately (count and revenue). These are included in vehicle category wise count and revenue.



MONTHLY/DAILY FEE STATEMENT

Project Highway: National Highway NH-48

Day/Month: 20-Mar-2025

Sr. No.	Name of Toll Plaza Location	Chainage
National Highway NH-48 (from Km. 20+400 to 131+200)		
1	Shedung	103+350

Type of Vehicle	For corresponding day/month of previous year 20-Mar-2024		For preceding day/month 19-Mar-2025		For the day/month reported upon 20-Mar-2025		
	No. of Vehicles	Fee collected (in lakh Rs.)	No. of Vehicles	Fee collected (in lakh Rs.)	Fee per Vehicle (in Rs.)	No. of Vehicles	Fee collected (in lakh Rs.)
1	2	3	4	5	6	7	8
A-Car (Note-7)	9920	582569	10473	613531	Note-1	10397	612220
B-LCV	1199	119303	1287	128096		1317	132441
C-Bus	1424	402621	1322	268834		1283	260509
D-Truck	0	0	0	0		0	0
E-Three-axle vehicle	0	0	0	0		0	0
F-Multi-axle Truck	2073	825739	1965	802612		1917	777791
G-Oversized vehicle	0	0	0	0	0	0	
FASTag Debit Adjustment/ Chargeback Received from Bank (Net) (Note-5)	0	1210	0	985	Note-5	0	0
H- Total	14616	1931443	15047	1814058		14914	1782960

Day/Month wise Opening Balance of Toll Collection & Traffic

Day	20
Month	3
Year	2025
Toll Depositing Bank	State Bank Of India
Bank Account No.	39177623786

Transaction Type	Car/Jeep Count	Total Car/ Jeep Amount (in Rs.)	Bus/Truck Count	Total Bus / Truck Amount (in Rs.)	LCV Count	Total LCV Amount (in Rs.)	MAV (Multi Axle Vehicle Count)	Total MAV (Multi Axle Vehicle) Amount (in Rs.)	Three Axle Count	Three Axle Count Amount (in Rs.)	FASTag Debit Adjustment/ Chargeback Received from Bank (Net)
1	2	3	4	5	8	9	10	11	12	13	Note-5
Single Journey	5226	219715	758	127408	790	65650	1473	537313	0	0	0
Monthly Pass Sales	0	0	0	0	0	0	0	0	0	0	0
Daily Pass Sales	4031	285345	489	121221	508	63637	421	224148	0	0	0
Local Pass Sales	0	0	0	0	0	0	0	0	0	0	0
Return Pass Sales	0	0	0	0	0	0	0	0	0	0	0
Double User Fee (FASTag Lane Violation) (Note-6)	1140	107160	36	11880	19	3154	23	16330	0	0	0

Total Non-Tollable Traffic Count Entry Details (Note-2)					
Transaction Type	Car/Jeep Count	Bus/Truck Count	LCV Count	MAV (Multi Axle Vehicle Count)	Three Axle Count
1	2	3	5	6	7
Reuse & Exit	4907	716	580	487	0
Exemption & Violation	5218	246	52	130	0

Notes

1. Fee for Fastag vehicles passing two toll plazas, is collected at two plazas in few cases and therefore section wise traffic details will not be available at one plaza for same.
2. All Non-tollable traffic could not be recorded/reported due to unavailability of adequate Lanes & systems. Non-Tollable count includes Reuse of daily/return/monthly pass, exit trips, exemption and violations.
3. Reporting (FASTag/Cash/Card) - 12:00:00 AM to 11:59:59 PM.
4. Fastag Collection is net of Acquiring Bank Charges
5. FASTag Debit Adjustment/Chargeback Received from Bank (Net)
6. Double user fee (from cash vehicles entering dedicated Fastag lane) collected from vehicles are reported separately (count and revenue). These are included in vehicle category wise count and revenue.



MONTHLY/DAILY FEE STATEMENT

Project Highway: National Highway NH-48

Day/Month: 21-Mar-2025

Sr. No.	Name of Toll Plaza Location	Chainage
National Highway NH-48 (from Km. 20+400 to 131+200)		
1	Shedung	103+350

Type of Vehicle	For corresponding day/month of previous year 21-Mar-2024		For preceding day/month 20-Mar-2025		For the day/month reported upon 21-Mar-2025		
	No. of Vehicles	Fee collected (in lakh Rs.)	No. of Vehicles	Fee collected (in lakh Rs.)	Fee per Vehicle (in Rs.)	No. of Vehicles	Fee collected (in lakh Rs.)
1	2	3	4	5	6	7	8
A-Car (Note-7)	9524	554130	10397	612220	Note-1	11311	656509
B-LCV	1198	120941	1317	132441		1230	122386
C- Bus	1368	274737	1283	260509		1345	392882
D-Truck	0	0	0	0		0	0
E-Three-axle vehicle	0	0	0	0		0	0
F-Multi-axle Truck	2000	802623	1917	777791		1953	782476
G-Oversized vehicle	0	0	0	0		0	0
FASTag Debit Adjustment/ Chargeback Received from Bank (Net) (Note-5)	0	1937	0	0	Note-5	0	845
H- Total	14090	1754368	14914	1782960		15839	1955097

Day/Month wise Opening Balance of Toll Collection & Traffic

Day	21
Month	3
Year	2025
Toll Depositing Bank	State Bank Of India
Bank Account No.	39177623786

Transaction Type	Car/Jeep Count	Total Car/ Jeep Amount (in Rs.)	Bus/Truck Count	Total Bus / Truck Amount (in Rs.)	LCV Count	Total LCV Amount (in Rs.)	MAV (Multi Axle Vehicle Count)	Total MAV (Multi Axle Vehicle) Amount (in Rs.)	Three Axle Count	Three Axle Count Amount (in Rs.)	FASTag Debit Adjustment/ Chargeback Received from Bank (Net)
1	2	3	4	5	8	9	10	11	12	13	Note-5
Single Journey	6075	257997	783	131908	773	64378	1540	560703	0	0	845
Monthly Pass Sales	0	0	25	123750	0	0	0	0	0	0	0
Daily Pass Sales	4042	286276	489	121385	438	54854	397	210413	0	0	0
Local Pass Sales	0	0	0	0	0	0	0	0	0	0	0
Return Pass Sales	0	0	0	0	0	0	0	0	0	0	0
Double User Fee (FASTag Lane Violation) (Note-6)	1194	112236	48	15840	19	3154	16	11360	0	0	0

Total Non-Tollable Traffic Count Entry Details (Note-2)					
Transaction Type	Car/Jeep Count	Bus/Truck Count	LCV Count	MAV (Multi Axle Vehicle Count)	Three Axle Count
1	2	3	5	6	7
Reuse & Exit	4907	732	507	496	0
Exemption & Violation	6419	245	64	154	0

Notes

- Fee for Fastag vehicles passing two toll plazas, is collected at two plazas in few cases and therefore section wise traffic details will not be available at one plaza for same.
- All Non-tollable traffic could not be recorded/reported due to unavailability of adequate Lanes & systems. Non-Tollable count includes Reuse of daily/return/monthly pass, exit trips, exemption and violations.
- Reporting (FASTag/Cash/Card) - 12:00:00 AM to 11:59:59 PM.
- Fastag Collection is net of Acquiring Bank Charges
- FASTag Debit Adjustment/Chargeback Received from Bank (Net)
- Double user fee (from cash vehicles entering dedicated Fastag lane) collected from vehicles are reported separately (count and revenue). These are included in vehicle category wise count and revenue.



MONTHLY/DAILY FEE STATEMENT

Project Highway: National Highway NH-48

Day/Month: 22-Mar-2025

Sr. No.	Name of Toll Plaza Location	Chainage
National Highway NH-48 (from Km. 20+400 to 131+200)		
1	Shedung	103+350

Type of Vehicle	For corresponding day/month of previous year 22-Mar-2024		For preceding day/month 21-Mar-2025		For the day/month reported upon 22-Mar-2025		
	No. of Vehicles	Fee collected (in lakh Rs.)	No. of Vehicles	Fee collected (in lakh Rs.)	Fee per Vehicle (in Rs.)	No. of Vehicles	Fee collected (in lakh Rs.)
1	2	3	4	5	6	7	8
A-Car (Note-7)	10744	617628	11311	656509	Note-1	14487	843723
B-LCV	1209	118581	1230	122386		1293	126802
C- Bus	1326	269178	1345	392882		1352	274802
D-Truck	0	0	0	0		0	0
E-Three-axle vehicle	0	0	0	0		0	0
F-Multi-axle Truck	2003	798428	1953	782476		1967	799519
G-Oversized vehicle	0	0	0	0		0	0
FASTag Debit Adjustment/ Chargeback Received from Bank (Net) (Note-5)	0	835	0	845	Note-5	0	760
H- Total	15282	1804649	15839	1955097		19099	2045606

Day/Month wise Opening Balance of Toll Collection & Traffic

Day	22
Month	3
Year	2025
Toll Depositing Bank	State Bank Of India
Bank Account No.	39177623786

Transaction Type	Car/Jeep Count	Total Car/ Jeep Amount (in Rs.)	Bus/Truck Count	Total Bus / Truck Amount (in Rs.)	LCV Count	Total LCV Amount (in Rs.)	MAV (Multi Axle Vehicle Count)	Total MAV (Multi Axle Vehicle) Amount (in Rs.)	Three Axle Count	Three Axle Count Amount (in Rs.)	FASTag Debit Adjustment/ Chargeback Received from Bank (Net)
1	2	3	4	5	8	9	10	11	12	13	Note-5
Single Journey	8069	355599	813	137863	849	70326	1489	543638	0	0	760
Monthly Pass Sales	0	0	0	0	0	0	0	0	0	0	0
Daily Pass Sales	4950	350132	497	123079	422	52823	463	245231	0	0	0
Local Pass Sales	0	0	0	0	0	0	0	0	0	0	0
Return Pass Sales	0	0	0	0	0	0	0	0	0	0	0
Double User Fee (FASTag Lane Violation) (Note-6)	1468	137992	42	13860	22	3652	15	10650	0	0	0

Total Non-Tollable Traffic Count Entry Details (Note-2)					
Transaction Type	Car/Jeep Count	Bus/Truck Count	LCV Count	MAV (Multi Axle Vehicle Count)	Three Axle Count
1	2	3	5	6	7
Reuse & Exit	5786	739	477	526	0
Exemption & Violation	5939	257	47	132	0

Notes

- Fee for Fastag vehicles passing two toll plazas, is collected at two plazas in few cases and therefore section wise traffic details will not be available at one plaza for same.
- All Non-tollable traffic could not be recorded/reported due to unavailability of adequate Lanes & systems. Non-Tollable count includes Reuse of daily/return/monthly pass, exit trips, exemption and violations.
- Reporting (FASTag/Cash/Card) - 12:00:00 AM to 11:59:59 PM.
- Fastag Collection is net of Acquiring Bank Charges
- FASTag Debit Adjustment/Chargeback Received from Bank (Net)
- Double user fee (from cash vehicles entering dedicated Fastag lane) collected from vehicles are reported separately (count and revenue). These are included in vehicle category wise count and revenue.



MONTHLY/DAILY FEE STATEMENT

Project Highway: National Highway NH-48

Day/Month: 23-Mar-2025

Sr. No.	Name of Toll Plaza Location	Chainage
National Highway NH-48 (from Km. 20+400 to 131+200)		
1	Shedung	103+350

Type of Vehicle	For corresponding day/month of previous year 23-Mar-2024		For preceding day/month 22-Mar-2025		For the day/month reported upon 23-Mar-2025		
	No. of Vehicles	Fee collected (in lakh Rs.)	No. of Vehicles	Fee collected (in lakh Rs.)	Fee per Vehicle (in Rs.)	No. of Vehicles	Fee collected (in lakh Rs.)
1	2	3	4	5	6	7	8
A-Car (Note-7)	15636	897723	14487	843723	Note-1	14519	857196
B-LCV	1312	129885	1293	126802		827	79137
C-Bus	1428	290260	1352	274802		872	176638
D-Truck	0	0	0	0		0	0
E-Three-axle vehicle	0	0	0	0		0	0
F-Multi-axle Truck	2128	850371	1967	799519		1455	579904
G-Oversized vehicle	0	0	0	0		0	0
FASTag Debit Adjustment/ Chargeback Received from Bank (Net) (Note-5)	0	2656	0	760	Note-5	0	0
H- Total	20504	2170896	19099	2045606		17673	1692876

Day/Month wise Opening Balance of Toll Collection & Traffic

Day	23
Month	3
Year	2025
Toll Depositing Bank	State Bank Of India
Bank Account No.	39177623786

Transaction Type	Car/Jeep Count	Total Car/ Jeep Amount (in Rs.)	Bus/Truck Count	Total Bus / Truck Amount (in Rs.)	LCV Count	Total LCV Amount (in Rs.)	MAV (Multi Axle Vehicle Count)	Total MAV (Multi Axle Vehicle) Amount (in Rs.)	Three Axle Count	Three Axle Count Amount (in Rs.)	FASTag Debit Adjustment/ Chargeback Received from Bank (Net)
1	2	3	4	5	8	9	10	11	12	13	Note-5
Single Journey	7983	352616	541	92099	595	49344	1173	426786	0	0	0
Monthly Pass Sales	0	0	0	0	0	0	0	0	0	0	0
Daily Pass Sales	4721	333971	300	74309	211	26307	261	138207	0	0	0
Local Pass Sales	0	0	0	0	0	0	0	0	0	0	0
Return Pass Sales	0	0	0	0	0	0	0	0	0	0	0
Double User Fee (FASTag Lane Violation) (Note-6)	1815	170610	31	10230	21	3486	21	14910	0	0	0

Total Non-Tollable Traffic Count Entry Details (Note-2)					
Transaction Type	Car/Jeep Count	Bus/Truck Count	LCV Count	MAV (Multi Axle Vehicle Count)	Three Axle Count
1	2	3	5	6	7
Reuse & Exit	5314	501	271	292	0
Exemption & Violation	5822	210	33	47	0

Notes

- Fee for Fastag vehicles passing two toll plazas, is collected at two plazas in few cases and therefore section wise traffic details will not be available at one plaza for same.
- All Non-tollable traffic could not be recorded/reported due to unavailability of adequate Lanes & systems. Non-Tollable count includes Reuse of daily/return/monthly pass, exit trips, exemption and violations.
- Reporting (FASTag/Cash/Card) - 12:00:00 AM to 11:59:59 PM.
- Fastag Collection is net of Acquiring Bank Charges
- FASTag Debit Adjustment/Chargeback Received from Bank (Net)
- Double user fee (from cash vehicles entering dedicated Fastag lane) collected from vehicles are reported separately (count and revenue). These are included in vehicle category wise count and revenue.



MONTHLY/DAILY FEE STATEMENT

Project Highway: National Highway NH-48

Day/Month: 24-Mar-2025

Sr. No.	Name of Toll Plaza Location	Chainage
National Highway NH-48 (from Km. 20+400 to 131+200)		
1	Shedung	103+350

Type of Vehicle	For corresponding day/month of previous year 24-Mar-2024		For preceding day/month 23-Mar-2025		For the day/month reported upon 24-Mar-2025		
	No. of Vehicles	Fee collected (in lakh Rs.)	No. of Vehicles	Fee collected (in lakh Rs.)	Fee per Vehicle (in Rs.)	No. of Vehicles	Fee collected (in lakh Rs.)
1	2	3	4	5	6	7	8
A-Car (Note-7)	12711	737025	14519	857196	Note-1	10442	605306
B-LCV	735	70974	827	79137		1105	109600
C-Bus	885	181679	872	176638		1242	255163
D-Truck	0	0	0	0		0	0
E-Three-axle vehicle	0	0	0	0		0	0
F-Multi-axle Truck	1440	562654	1455	579904		1757	711722
G-Oversized vehicle	0	0	0	0		0	0
FASTag Debit Adjustment/ Chargeback Received from Bank (Net) (Note-5)	0	0	0	0	Note-5	0	2095
H- Total	15771	1552333	17673	1692876		14546	1683887

Day/Month wise Opening Balance of Toll Collection & Traffic

Day	24
Month	3
Year	2025
Toll Depositing Bank	State Bank Of India
Bank Account No.	39177623786

Transaction Type	Car/Jeep Count	Total Car/ Jeep Amount (in Rs.)	Bus/Truck Count	Total Bus / Truck Amount (in Rs.)	LCV Count	Total LCV Amount (in Rs.)	MAV (Multi Axle Vehicle Count)	Total MAV (Multi Axle Vehicle) Amount (in Rs.)	Three Axle Count	Three Axle Count Amount (in Rs.)	FASTag Debit Adjustment/ Chargeback Received from Bank (Net)
1	2	3	4	5	8	9	10	11	12	13	Note-5
Single Journey	5615	237458	731	123756	724	61206	1328	481715	0	0	2095
Monthly Pass Sales	0	0	0	0	0	0	0	0	0	0	0
Daily Pass Sales	3705	262380	454	112598	362	45241	416	220777	0	0	0
Local Pass Sales	0	0	0	0	0	0	0	0	0	0	0
Return Pass Sales	0	0	0	0	0	0	0	0	0	0	0
Double User Fee (FASTag Lane Violation) (Note-6)	1122	105468	57	18810	19	3154	13	9230	0	0	0

Total Non-Tollable Traffic Count Entry Details (Note-2)					
Transaction Type	Car/Jeep Count	Bus/Truck Count	LCV Count	MAV (Multi Axle Vehicle Count)	Three Axle Count
1	2	3	5	6	7
Reuse & Exit	4549	697	431	469	0
Exemption & Violation	6266	293	62	135	0

Notes

- Fee for Fastag vehicles passing two toll plazas, is collected at two plazas in few cases and therefore section wise traffic details will not be available at one plaza for same.
- All Non-tollable traffic could not be recorded/reported due to unavailability of adequate Lanes & systems. Non-Tollable count includes Reuse of daily/return/monthly pass, exit trips, exemption and violations.
- Reporting (FASTag/Cash/Card) - 12:00:00 AM to 11:59:59 PM.
- Fastag Collection is net of Acquiring Bank Charges
- FASTag Debit Adjustment/Chargeback Received from Bank (Net)
- Double user fee (from cash vehicles entering dedicated Fastag lane) collected from vehicles are reported separately (count and revenue). These are included in vehicle category wise count and revenue.



MONTHLY/DAILY FEE STATEMENT

Project Highway: National Highway NH-48

Day/Month: 25-Mar-2025

Sr. No.	Name of Toll Plaza Location	Chainage
National Highway NH-48 (from Km. 20+400 to 131+200)		
1	Shedung	103+350

Type of Vehicle	For corresponding day/month of previous year 25-Mar-2024		For preceding day/month 24-Mar-2025		For the day/month reported upon 25-Mar-2025		
	No. of Vehicles	Fee collected (in lakh Rs.)	No. of Vehicles	Fee collected (in lakh Rs.)	Fee per Vehicle (in Rs.)	No. of Vehicles	Fee collected (in lakh Rs.)
1	2	3	4	5	6	7	8
A-Car (Note-7)	10345	593442	10442	605306	Note-1	10374	609599
B-LCV	312	30079	1105	109600		1312	129295
C-Bus	428	86718	1242	255163		1246	252413
D-Truck	0	0	0	0		0	0
E-Three-axle vehicle	0	0	0	0		0	0
F-Multi-axle Truck	607	227034	1757	711722		1802	730569
G-Oversized vehicle	0	0	0	0		0	0
FASTag Debit Adjustment/ Chargeback Received from Bank (Net) (Note-5)	0	0	0	2095	Note-5	0	1090
H- Total	11692	937274	14546	1683887		14734	1722966

Day/Month wise Opening Balance of Toll Collection & Traffic

Day	25
Month	3
Year	2025
Toll Depositing Bank	State Bank Of India
Bank Account No.	39177623786

Transaction Type	Car/Jeep Count	Total Car/ Jeep Amount (in Rs.)	Bus/Truck Count	Total Bus / Truck Amount (in Rs.)	LCV Count	Total LCV Amount (in Rs.)	MAV (Multi Axle Vehicle Count)	Total MAV (Multi Axle Vehicle) Amount (in Rs.)	Three Axle Count	Three Axle Count Amount (in Rs.)	FASTag Debit Adjustment/ Chargeback Received from Bank (Net)
1	2	3	4	5	8	9	10	11	12	13	Note-5
Single Journey	5205	217361	747	125048	857	71494	1366	496663	0	0	1090
Monthly Pass Sales	0	0	0	0	0	0	0	0	0	0	0
Daily Pass Sales	4060	287992	455	112845	432	53982	423	224676	0	0	0
Local Pass Sales	0	0	0	0	0	0	0	0	0	0	0
Return Pass Sales	0	0	0	0	0	0	0	0	0	0	0
Double User Fee (FASTag Lane Violation) (Note-6)	1109	104246	44	14520	23	3818	13	9230	0	0	0

Total Non-Tollable Traffic Count Entry Details (Note-2)					
Transaction Type	Car/Jeep Count	Bus/Truck Count	LCV Count	MAV (Multi Axle Vehicle Count)	Three Axle Count
1	2	3	5	6	7
Reuse & Exit	4830	679	508	494	0
Exemption & Violation	6234	299	60	128	0

Notes

- Fee for Fastag vehicles passing two toll plazas, is collected at two plazas in few cases and therefore section wise traffic details will not be available at one plaza for same.
- All Non-tollable traffic could not be recorded/reported due to unavailability of adequate Lanes & systems. Non-Tollable count includes Reuse of daily/return/monthly pass, exit trips, exemption and violations.
- Reporting (FASTag/Cash/Card) - 12:00:00 AM to 11:59:59 PM.
- Fastag Collection is net of Acquiring Bank Charges
- FASTag Debit Adjustment/Chargeback Received from Bank (Net)
- Double user fee (from cash vehicles entering dedicated Fastag lane) collected from vehicles are reported separately (count and revenue). These are included in vehicle category wise count and revenue.



MONTHLY/DAILY FEE STATEMENT

Project Highway: National Highway NH-48

Day/Month: 26-Mar-2025

Sr. No.	Name of Toll Plaza Location	Chainage
National Highway NH-48 (from Km. 20+400 to 131+200)		
1	Shedung	103+350

Type of Vehicle	For corresponding day/month of previous year 26-Mar-2024		For preceding day/month 25-Mar-2025		For the day/month reported upon 26-Mar-2025		
	No. of Vehicles	Fee collected (in lakh Rs.)	No. of Vehicles	Fee collected (in lakh Rs.)	Fee per Vehicle (in Rs.)	No. of Vehicles	Fee collected (in lakh Rs.)
1	2	3	4	5	6	7	8
A-Car (Note-7)	10144	575789	10374	609599	Note-1	10753	628066
B-LCV	933	92951	1312	129295		1278	127045
C-Bus	1016	206599	1246	252413		1241	251627
D-Truck	0	0	0	0		0	0
E-Three-axle vehicle	0	0	0	0		0	0
F-Multi-axle Truck	1665	669940	1802	730569		1848	756995
G-Oversized vehicle	0	0	0	0		0	0
FASTag Debit Adjustment/ Chargeback Received from Bank (Net) (Note-5)	0	0	0	1090	Note-5	0	645
H- Total	13758	1545279	14734	1722966		15120	1764377

Day/Month wise Opening Balance of Toll Collection & Traffic

Day	26
Month	3
Year	2025
Toll Depositing Bank	State Bank Of India
Bank Account No.	39177623786

Transaction Type	Car/Jeep Count	Total Car/ Jeep Amount (in Rs.)	Bus/Truck Count	Total Bus / Truck Amount (in Rs.)	LCV Count	Total LCV Amount (in Rs.)	MAV (Multi Axle Vehicle Count)	Total MAV (Multi Axle Vehicle) Amount (in Rs.)	Three Axle Count	Three Axle Count Amount (in Rs.)	FASTag Debit Adjustment/ Chargeback Received from Bank (Net)
1	2	3	4	5	8	9	10	11	12	13	Note-5
Single Journey	5504	228657	743	125374	814	68084	1378	503410	0	0	645
Monthly Pass Sales	0	0	0	0	0	0	0	0	0	0	0
Daily Pass Sales	4070	288583	464	115032	441	55143	451	240094	0	0	0
Local Pass Sales	0	0	0	0	0	0	0	0	0	0	0
Return Pass Sales	0	0	0	0	0	0	0	0	0	0	0
Double User Fee (FASTag Lane Violation) (Note-6)	1179	110826	34	11220	23	3818	19	13490	0	0	0

Total Non-Tollable Traffic Count Entry Details (Note-2)					
Transaction Type	Car/Jeep Count	Bus/Truck Count	LCV Count	MAV (Multi Axle Vehicle Count)	Three Axle Count
1	2	3	5	6	7
Reuse & Exit	4880	673	503	542	0
Exemption & Violation	5991	300	46	138	0

Notes

1. Fee for Fastag vehicles passing two toll plazas, is collected at two plazas in few cases and therefore section wise traffic details will not be available at one plaza for same.
2. All Non-tollable traffic could not be recorded/reported due to unavailability of adequate Lanes & systems. Non-Tollable count includes Reuse of daily/return/monthly pass, exit trips, exemption and violations.
3. Reporting (FASTag/Cash/Card) - 12:00:00 AM to 11:59:59 PM.
4. Fastag Collection is net of Acquiring Bank Charges
5. FASTag Debit Adjustment/Chargeback Received from Bank (Net)
6. Double user fee (from cash vehicles entering dedicated Fastag lane) collected from vehicles are reported separately (count and revenue). These are included in vehicle category wise count and revenue.



MONTHLY/DAILY FEE STATEMENT

Project Highway: National Highway NH-48

Day/Month: 27-Mar-2025

Sr. No.	Name of Toll Plaza Location	Chainage
National Highway NH-48 (from Km. 20+400 to 131+200)		
1	Shedung	103+350

Type of Vehicle	For corresponding day/month of previous year 27-Mar-2024		For preceding day/month 26-Mar-2025		For the day/month reported upon 27-Mar-2025		
	No. of Vehicles	Fee collected (in lakh Rs.)	No. of Vehicles	Fee collected (in lakh Rs.)	Fee per Vehicle (in Rs.)	No. of Vehicles	Fee collected (in lakh Rs.)
1	2	3	4	5	6	7	8
A-Car (Note-7)	9911	579043	10753	628066	Note-1	10663	624073
B-LCV	1233	123633	1278	127045		1348	134806
C- Bus	1331	269692	1241	251627		1285	261574
D-Truck	0	0	0	0		0	0
E-Three-axle vehicle	0	0	0	0		0	0
F-Multi-axle Truck	1827	730830	1848	756995		1954	802479
G-Oversized vehicle	0	0	0	0		0	0
FASTag Debit Adjustment/ Chargeback Received from Bank (Net) (Note-5)	0	2878	0	645	Note-5	0	0
H- Total	14302	1706077	15120	1764377		15250	1822932

Day/Month wise Opening Balance of Toll Collection & Traffic

Day	27
Month	3
Year	2025
Toll Depositing Bank	State Bank Of India
Bank Account No.	39177623786

Transaction Type	Car/Jeep Count	Total Car/ Jeep Amount (in Rs.)	Bus/Truck Count	Total Bus / Truck Amount (in Rs.)	LCV Count	Total LCV Amount (in Rs.)	MAV (Multi Axle Vehicle Count)	Total MAV (Multi Axle Vehicle) Amount (in Rs.)	Three Axle Count	Three Axle Count Amount (in Rs.)	FASTag Debit Adjustment/ Chargeback Received from Bank (Net)
1	2	3	4	5	8	9	10	11	12	13	Note-5
Single Journey	5454	228321	764	128804	846	70830	1438	524442	0	0	0
Monthly Pass Sales	0	0	0	0	0	0	0	0	0	0	0
Daily Pass Sales	4059	287652	477	118250	474	59328	492	260997	0	0	0
Local Pass Sales	0	0	0	0	0	0	0	0	0	0	0
Return Pass Sales	0	0	0	0	0	0	0	0	0	0	0
Double User Fee (FASTag Lane Violation) (Note-6)	1150	108100	44	14520	28	4648	24	17040	0	0	0

Total Non-Tollable Traffic Count Entry Details (Note-2)					
Transaction Type	Car/Jeep Count	Bus/Truck Count	LCV Count	MAV (Multi Axle Vehicle Count)	Three Axle Count
1	2	3	5	6	7
Reuse & Exit	4912	713	543	611	0
Exemption & Violation	5735	279	51	128	0

Notes

- Fee for Fastag vehicles passing two toll plazas, is collected at two plazas in few cases and therefore section wise traffic details will not be available at one plaza for same.
- All Non-tollable traffic could not be recorded/reported due to unavailability of adequate Lanes & systems. Non-Tollable count includes Reuse of daily/return/monthly pass, exit trips, exemption and violations.
- Reporting (FASTag/Cash/Card) - 12:00:00 AM to 11:59:59 PM.
- Fastag Collection is net of Acquiring Bank Charges
- FASTag Debit Adjustment/Chargeback Received from Bank (Net)
- Double user fee (from cash vehicles entering dedicated Fastag lane) collected from vehicles are reported separately (count and revenue). These are included in vehicle category wise count and revenue.



MONTHLY/DAILY FEE STATEMENT

Project Highway: National Highway NH-48

Day/Month: 28-Mar-2025

Sr. No.	Name of Toll Plaza Location	Chainage
National Highway NH-48 (from Km. 20+400 to 131+200)		
1	Shedung	103+350

Type of Vehicle	For corresponding day/month of previous year 28-Mar-2024		For preceding day/month 27-Mar-2025		For the day/month reported upon 28-Mar-2025		
	No. of Vehicles	Fee collected (in lakh Rs.)	No. of Vehicles	Fee collected (in lakh Rs.)	Fee per Vehicle (in Rs.)	No. of Vehicles	Fee collected (in lakh Rs.)
1	2	3	4	5	6	7	8
A-Car (Note-7)	10404	610098	10663	624073	Note-1	11286	661946
B-LCV	1269	124718	1348	134806		1348	135010
C- Bus	1392	281943	1285	261574		1290	264024
D-Truck	0	0	0	0		0	0
E-Three-axle vehicle	0	0	0	0		0	0
F-Multi-axle Truck	1958	774730	1954	802479		1930	795336
G-Oversized vehicle	0	0	0	0		0	0
FASTag Debit Adjustment/ Chargeback Received from Bank (Net) (Note-5)	0	618	0	0	Note-5	0	1574
H- Total	15023	1792107	15250	1822932		15854	1857890

Day/Month wise Opening Balance of Toll Collection & Traffic

Day	28
Month	3
Year	2025
Toll Depositing Bank	State Bank Of India
Bank Account No.	39177623786

Transaction Type	Car/Jeep Count	Total Car/ Jeep Amount (in Rs.)	Bus/Truck Count	Total Bus / Truck Amount (in Rs.)	LCV Count	Total LCV Amount (in Rs.)	MAV (Multi Axle Vehicle Count)	Total MAV (Multi Axle Vehicle) Amount (in Rs.)	Three Axle Count	Three Axle Count Amount (in Rs.)	FASTag Debit Adjustment/ Chargeback Received from Bank (Net)
1	2	3	4	5	8	9	10	11	12	13	Note-5
Single Journey	5948	252414	754	127624	850	71531	1409	512678	0	0	1574
Monthly Pass Sales	3	2126	0	0	0	0	0	0	0	0	0
Daily Pass Sales	4068	288308	495	122870	471	58997	487	258518	0	0	0
Local Pass Sales	0	0	0	0	0	0	0	0	0	0	0
Return Pass Sales	0	0	0	0	0	0	0	0	0	0	0
Double User Fee (FASTag Lane Violation) (Note-6)	1267	119098	41	13530	27	4482	34	24140	0	0	0

Total Non-Tollable Traffic Count Entry Details (Note-2)					
Transaction Type	Car/Jeep Count	Bus/Truck Count	LCV Count	MAV (Multi Axle Vehicle Count)	Three Axle Count
1	2	3	5	6	7
Reuse & Exit	4886	725	543	615	0
Exemption & Violation	5254	301	56	151	0

Notes

- Fee for Fastag vehicles passing two toll plazas, is collected at two plazas in few cases and therefore section wise traffic details will not be available at one plaza for same.
- All Non-tollable traffic could not be recorded/reported due to unavailability of adequate Lanes & systems. Non-Tollable count includes Reuse of daily/return/monthly pass, exit trips, exemption and violations.
- Reporting (FASTag/Cash/Card) - 12:00:00 AM to 11:59:59 PM.
- Fastag Collection is net of Acquiring Bank Charges
- FASTag Debit Adjustment/Chargeback Received from Bank (Net)
- Double user fee (from cash vehicles entering dedicated Fastag lane) collected from vehicles are reported separately (count and revenue). These are included in vehicle category wise count and revenue.



MONTHLY/DAILY FEE STATEMENT

Project Highway: National Highway NH-48

Day/Month: 29-Mar-2025

Sr. No.	Name of Toll Plaza Location	Chainage
National Highway NH-48 (from Km. 20+400 to 131+200)		
1	Shedung	103+350

Type of Vehicle	For corresponding day/month of previous year 29-Mar-2024		For preceding day/month 28-Mar-2025		For the day/month reported upon 29-Mar-2025		
	No. of Vehicles	Fee collected (in lakh Rs.)	No. of Vehicles	Fee collected (in lakh Rs.)	Fee per Vehicle (in Rs.)	No. of Vehicles	Fee collected (in lakh Rs.)
1	2	3	4	5	6	7	8
A-Car (Note-7)	12357	710148	11286	661946	Note-1	13409	780345
B-LCV	1203	119237	1348	135010		1368	142999
C- Bus	1302	274657	1290	264024		1366	271746
D-Truck	0	0	0	0		0	0
E-Three-axle vehicle	0	0	0	0		0	0
F-Multi-axle Truck	2069	847265	1930	795336		1883	764999
G-Oversized vehicle	0	0	0	0		0	0
FASTag Debit Adjustment/ Chargeback Received from Bank (Net) (Note-5)	0	0	0	1574	Note-5	0	27
H- Total	16931	1951307	15854	1857890		18026	1960115

Day/Month wise Opening Balance of Toll Collection & Traffic

Day	29
Month	3
Year	2025
Toll Depositing Bank	State Bank Of India
Bank Account No.	39177623786

Transaction Type	Car/Jeep Count	Total Car/ Jeep Amount (in Rs.)	Bus/Truck Count	Total Bus / Truck Amount (in Rs.)	LCV Count	Total LCV Amount (in Rs.)	MAV (Multi Axle Vehicle Count)	Total MAV (Multi Axle Vehicle) Amount (in Rs.)	Three Axle Count	Three Axle Count Amount (in Rs.)	FASTag Debit Adjustment/ Chargeback Received from Bank (Net)
1	2	3	4	5	8	9	10	11	12	13	Note-5
Single Journey	7465	323366	862	144958	845	71524	1439	524969	0	0	27
Monthly Pass Sales	4	2486	0	0	2	4971	0	0	0	0	0
Daily Pass Sales	4484	317629	484	120188	490	61358	420	222990	0	0	0
Local Pass Sales	0	0	0	0	0	0	0	0	0	0	0
Return Pass Sales	0	0	0	0	0	0	0	0	0	0	0
Double User Fee (FASTag Lane Violation) (Note-6)	1456	136864	20	6600	31	5146	24	17040	0	0	0

Total Non-Tollable Traffic Count Entry Details (Note-2)					
Transaction Type	Car/Jeep Count	Bus/Truck Count	LCV Count	MAV (Multi Axle Vehicle Count)	Three Axle Count
1	2	3	5	6	7
Reuse & Exit	5291	702	564	533	0
Exemption & Violation	5001	262	46	92	0

Notes

- Fee for Fastag vehicles passing two toll plazas, is collected at two plazas in few cases and therefore section wise traffic details will not be available at one plaza for same.
- All Non-tollable traffic could not be recorded/reported due to unavailability of adequate Lanes & systems. Non-Tollable count includes Reuse of daily/return/monthly pass, exit trips, exemption and violations.
- Reporting (FASTag/Cash/Card) - 12:00:00 AM to 11:59:59 PM.
- Fastag Collection is net of Acquiring Bank Charges
- FASTag Debit Adjustment/Chargeback Received from Bank (Net)
- Double user fee (from cash vehicles entering dedicated Fastag lane) collected from vehicles are reported separately (count and revenue). These are included in vehicle category wise count and revenue.



MONTHLY/DAILY FEE STATEMENT

Project Highway: National Highway NH-48

Day/Month: 30-Mar-2025

Sr. No.	Name of Toll Plaza Location	Chainage
National Highway NH-48 (from Km. 20+400 to 131+200)		
1	Shedung	103+350

Type of Vehicle	For corresponding day/month of previous year 30-Mar-2024		For preceding day/month 29-Mar-2025		For the day/month reported upon 30-Mar-2025		
	No. of Vehicles	Fee collected (in lakh Rs.)	No. of Vehicles	Fee collected (in lakh Rs.)	Fee per Vehicle (in Rs.)	No. of Vehicles	Fee collected (in lakh Rs.)
1	2	3	4	5	6	7	8
A-Car (Note-7)	12737	759980	13409	780345	Note-1	12407	740837
B-LCV	1216	129744	1368	142999		748	72318
C- Bus	1343	299861	1366	271746		857	176931
D-Truck	0	0	0	0		0	0
E-Three-axle vehicle	0	0	0	0		0	0
F-Multi-axle Truck	1951	771260	1883	764999		1373	554478
G-Oversized vehicle	0	0	0	0		0	0
FASTag Debit Adjustment/ Chargeback Received from Bank (Net) (Note-5)	0	2920	0	27	Note-5	0	-354
H- Total	17247	1963766	18026	1960115		15385	1544209

Day/Month wise Opening Balance of Toll Collection & Traffic

Day	30
Month	3
Year	2025
Toll Depositing Bank	State Bank Of India
Bank Account No.	39177623786

Transaction Type	Car/Jeep Count	Total Car/ Jeep Amount (in Rs.)	Bus/Truck Count	Total Bus / Truck Amount (in Rs.)	LCV Count	Total LCV Amount (in Rs.)	MAV (Multi Axle Vehicle Count)	Total MAV (Multi Axle Vehicle) Amount (in Rs.)	Three Axle Count	Three Axle Count Amount (in Rs.)	FASTag Debit Adjustment/ Chargeback Received from Bank (Net)
1	2	3	4	5	8	9	10	11	12	13	Note-5
Single Journey	6348	275019	501	85420	531	44263	1049	379756	0	0	-354
Monthly Pass Sales	2	719	0	0	0	0	0	0	0	0	0
Daily Pass Sales	4492	317990	317	78641	195	24402	310	164783	0	0	0
Local Pass Sales	0	0	0	0	0	0	0	0	0	0	0
Return Pass Sales	0	0	0	0	0	0	0	0	0	0	0
Double User Fee (FASTag Lane Violation) (Note-6)	1565	147110	39	12870	22	3652	14	9940	0	0	0

Total Non-Tollable Traffic Count Entry Details (Note-2)					
Transaction Type	Car/Jeep Count	Bus/Truck Count	LCV Count	MAV (Multi Axle Vehicle Count)	Three Axle Count
1	2	3	5	6	7
Reuse & Exit	5073	513	247	370	0
Exemption & Violation	4926	213	19	33	0

Notes

- Fee for Fastag vehicles passing two toll plazas, is collected at two plazas in few cases and therefore section wise traffic details will not be available at one plaza for same.
- All Non-tollable traffic could not be recorded/reported due to unavailability of adequate Lanes & systems. Non-Tollable count includes Reuse of daily/return/monthly pass, exit trips, exemption and violations.
- Reporting (FASTag/Cash/Card) - 12:00:00 AM to 11:59:59 PM.
- Fastag Collection is net of Acquiring Bank Charges
- FASTag Debit Adjustment/Chargeback Received from Bank (Net)
- Double user fee (from cash vehicles entering dedicated Fastag lane) collected from vehicles are reported separately (count and revenue). These are included in vehicle category wise count and revenue.



MONTHLY/DAILY FEE STATEMENT

Project Highway: National Highway NH-48

Day/Month: 31-Mar-2025

Sr. No.	Name of Toll Plaza Location	Chainage
National Highway NH-48 (from Km. 20+400 to 131+200)		
1	Shedung	103+350

Type of Vehicle	For corresponding day/month of previous year 31-Mar-2024		For preceding day/month 30-Mar-2025		For the day/month reported upon 31-Mar-2025		
	No. of Vehicles	Fee collected (in lakh Rs.)	No. of Vehicles	Fee collected (in lakh Rs.)	Fee per Vehicle (in Rs.)	No. of Vehicles	Fee collected (in lakh Rs.)
1	2	3	4	5	6	7	8
A-Car (Note-7)	13146	800955	12407	740837	Note-1	11244	691588
B-LCV	740	68839	748	72318		777	92213
C-Bus	941	193515	857	176931		916	211070
D-Truck	0	0	0	0		0	0
E-Three-axle vehicle	0	0	0	0		0	0
F-Multi-axle Truck	1346	527080	1373	554478		1311	611443
G-Oversized vehicle	0	0	0	0		0	0
FASTag Debit Adjustment/ Chargeback Received from Bank (Net) (Note-5)	0	861	0	-354	Note-5	0	1070
H- Total	16173	1591249	15385	1544209		14248	1607385

Day/Month wise Opening Balance of Toll Collection & Traffic

Day	31
Month	3
Year	2025
Toll Depositing Bank	State Bank Of India
Bank Account No.	39177623786

Transaction Type	Car/Jeep Count	Total Car/ Jeep Amount (in Rs.)	Bus/Truck Count	Total Bus / Truck Amount (in Rs.)	LCV Count	Total LCV Amount (in Rs.)	MAV (Multi Axle Vehicle Count)	Total MAV (Multi Axle Vehicle) Amount (in Rs.)	Three Axle Count	Three Axle Count Amount (in Rs.)	FASTag Debit Adjustment/ Chargeback Received from Bank (Net)
1	2	3	4	5	8	9	10	11	12	13	Note-5
Single Journey	6007	258230	541	91717	513	43350	994	360801	0	0	1070
Monthly Pass Sales	55	39380	5	24706	7	16171	8	85049	0	0	0
Daily Pass Sales	4001	282964	334	82767	243	30368	300	159203	0	0	0
Local Pass Sales	0	0	0	0	0	0	0	0	0	0	0
Return Pass Sales	0	0	0	0	0	0	0	0	0	0	0
Double User Fee (FASTag Lane Violation) (Note-6)	1181	111014	36	11880	14	2324	9	6390	0	0	0

Total Non-Tollable Traffic Count Entry Details (Note-2)					
Transaction Type	Car/Jeep Count	Bus/Truck Count	LCV Count	MAV (Multi Axle Vehicle Count)	Three Axle Count
1	2	3	5	6	7
Reuse & Exit	4743	545	296	353	0
Exemption & Violation	4995	256	39	81	0

Notes

1. Fee for Fastag vehicles passing two toll plazas, is collected at two plazas in few cases and therefore section wise traffic details will not be available at one plaza for same.
2. All Non-tollable traffic could not be recorded/reported due to unavailability of adequate Lanes & systems. Non-Tollable count includes Reuse of daily/return/monthly pass, exit trips, exemption and violations.
3. Reporting (FASTag/Cash/Card) - 12:00:00 AM to 11:59:59 PM.
4. Fastag Collection is net of Acquiring Bank Charges
5. FASTag Debit Adjustment/Chargeback Received from Bank (Net)
6. Double user fee (from cash vehicles entering dedicated Fastag lane) collected from vehicles are reported separately (count and revenue). These are included in vehicle category wise count and revenue.



MONTHLY/DAILY FEE STATEMENT

Project Highway: National Highway NH-48

Day/Month: 01-Mar-2025

Sr. No.	Name of Toll Plaza Location	Chainage
National Highway NH-48 (from Km. 20+400 to 131+200)		
1	Shilphata	103+350


Type of Vehicle	For corresponding day/month of previous year 1-Mar-2024		For preceding day/month 28-Feb-2025		For the day/month reported upon 1-Mar-2025		
	No. of Vehicles	Fee collected (in lakh Rs.)	No. of Vehicles	Fee collected (in lakh Rs.)	Fee per Vehicle (in Rs.)	No. of Vehicles	Fee collected (in lakh Rs.)
1	2	3	4	5	6	7	8
A –Car (Note-7)	6776	444419	7279	440815	Note-1	8549	556468
B –LCV	1031	116646	950	111275		981	96342
C- Bus	2589	479429	2610	487597		2610	484572
D –Truck	0	0	0	0		0	0
E -Three-axle vehicle	0	0	0	0		0	0
F -Multi-axle Truck	5159	1933143	5023	1897601		5020	1903451
G -Oversized vehicle	0	0	0	0	0	0	
FASTag Debit Adjustment/ Chargeback Received from Bank (Net) (Note-5)	0	573	0	7905	Note-5	0	1687
H- Total	15555	2974210	15862	2945193		17160	3042520

Day/Month wise Opening Balance of Toll Collection & Traffic

Day	1
Month	3
Year	2025
Toll Depositing Bank	State Bank Of India
Bank Account No.	39177623786

Transaction Type	Car/Jeep Count	Total Car/ Jeep Amount (in Rs.)	Bus/Truck Count	Total Bus / Truck Amount (in Rs.)	LCV Count	Total LCV Amount (in Rs.)	MAV (Multi Axle Vehicle Count)	Total MAV (Multi Axle Vehicle) Amount (in Rs.)	Three Axle Count	Three Axle Count Amount (in Rs.)	FASTag Debit Adjustment/ Chargeback Received from Bank (Net)
1	2	3	4	5	8	9	10	11	12	13	Note-5
Single Journey	5237	239809	2023	334918	665	55684	4456	1580690	0	0	1687
Monthly Pass Sales	92	57318	0	0	0	0	4	21322	0	0	0
Daily Pass Sales	1834	129056	524	128864	278	34350	530	280139	0	0	0
Local Pass Sales	0	0	0	0	0	0	0	0	0	0	0
Return Pass Sales	0	0	0	0	0	0	0	0	0	0	0
Double User Fee (FASTag Lane Violation) (Note-6)	1386	130284	63	20790	38	6308	30	21300	0	0	0

Total Non-Tollable Traffic Count Entry Details (Note-2)					
Transaction Type	Car/Jeep Count	Bus/Truck Count	LCV Count	MAV (Multi Axle Vehicle Count)	Three Axle Count
1	2	3	5	6	7
Reuse & Exit	2322	588	340	543	0
Exemption & Violation	4658	297	94	178	0



Notes

1. Fee for Fastag vehicles passing two toll plazas, is collected at two plazas in few cases and therefore section wise traffic details will not be available at one plaza for same.
2. All Non-tollable traffic could not be recorded/reported due to unavailability of adequate Lanes & systems. Non-Tollable count includes Reuse of daily/return/monthly pass, exit trips, exemption and violations.
3. Reporting (FASTag/Cash/Card) - 12:00:00 AM to 11:59:59 PM.
4. Fastag Collection is net of Acquiring Bank Charges
5. FASTag Debit Adjustment/Chargeback Received from Bank (Net)
6. Double user fee (from cash vehicles entering dedicated Fastag lane) collected from vehicles are reported separately (count and revenue). These are included in vehicle category wise count and revenue.

MONTHLY/DAILY FEE STATEMENT

Project Highway: National Highway NH-48

Day/Month: 02-Mar-2025

Sr. No.	Name of Toll Plaza Location	Chainage
National Highway NH-48 (from Km. 20+400 to 131+200)		
1	Shilphata	103+350

Type of Vehicle	For corresponding day/month of previous year 2-Mar-2024		For preceding day/month 1-Mar-2025		For the day/month reported upon 2-Mar-2025		
	No. of Vehicles	Fee collected (in lakh Rs.)	No. of Vehicles	Fee collected (in lakh Rs.)	Fee per Vehicle (in Rs.)	No. of Vehicles	Fee collected (in lakh Rs.)
1	2	3	4	5	6	7	8
A-Car (Note-7)	7450	458021	8549	556468	Note-1	7942	479298
B-LCV	1049	106093	981	96342		694	68459
C-Bus	2522	468489	2610	484572		2055	378205
D-Truck	0	0	0	0		0	0
E-Three-axle vehicle	0	0	0	0		0	0
F-Multi-axle Truck	4974	1903839	5020	1903451		4253	1573774
G-Oversized vehicle	0	0	0	0		0	0
FASTag Debit Adjustment/ Chargeback Received from Bank (Net) (Note-5)	0	784	0	1687	Note-5	0	-119
H- Total	15995	2937226	17160	3042520		14944	2499618

Day/Month wise Opening Balance of Toll Collection & Traffic

Day	2
Month	3
Year	2025
Toll Depositing Bank	State Bank Of India
Bank Account No.	39177623786

Transaction Type	Car/Jeep Count	Total Car/ Jeep Amount (in Rs.)	Bus/Truck Count	Total Bus / Truck Amount (in Rs.)	LCV Count	Total LCV Amount (in Rs.)	MAV (Multi Axle Vehicle Count)	Total MAV (Multi Axle Vehicle) Amount (in Rs.)	Three Axle Count	Three Axle Count Amount (in Rs.)	FASTag Debit Adjustment/ Chargeback Received from Bank (Net)
1	2	3	4	5	8	9	10	11	12	13	Note-5
Single Journey	4813	222676	1660	274112	531	43930	3922	1393177	0	0	-119
Monthly Pass Sales	17	7157	1	4941	2	3743	0	0	0	0	0
Daily Pass Sales	1828	128769	367	90242	142	17632	299	157877	0	0	0
Local Pass Sales	0	0	0	0	0	0	0	0	0	0	0
Return Pass Sales	0	0	0	0	0	0	0	0	0	0	0
Double User Fee (FASTag Lane Violation) (Note-6)	1284	120696	27	8910	19	3154	32	22720	0	0	0

Total Non-Tollable Traffic Count Entry Details (Note-2)					
Transaction Type	Car/Jeep Count	Bus/Truck Count	LCV Count	MAV (Multi Axle Vehicle Count)	Three Axle Count
1	2	3	5	6	7
Reuse & Exit	2187	418	188	308	0
Exemption & Violation	4854	216	47	97	0



Notes

1. Fee for Fastag vehicles passing two toll plazas, is collected at two plazas in few cases and therefore section wise traffic details will not be available at one plaza for same.
2. All Non-tollable traffic could not be recorded/reported due to unavailability of adequate Lanes & systems. Non-Tollable count includes Reuse of daily/return/monthly pass, exit trips, exemption and violations.
3. Reporting (FASTag/Cash/Card) - 12:00:00 AM to 11:59:59 PM.
4. Fastag Collection is net of Acquiring Bank Charges
5. FASTag Debit Adjustment/Chargeback Received from Bank (Net)
6. Double user fee (from cash vehicles entering dedicated Fastag lane) collected from vehicles are reported separately (count and revenue). These are included in vehicle category wise count and revenue.

MONTHLY/DAILY FEE STATEMENT

Project Highway: National Highway NH-48

Day/Month: 03-Mar-2025

Sr. No.	Name of Toll Plaza Location	Chainage
National Highway NH-48 (from Km. 20+400 to 131+200)		
1	Shilphata	103+350

Type of Vehicle	For corresponding day/month of previous year 3-Mar-2024		For preceding day/month 2-Mar-2025		For the day/month reported upon 3-Mar-2025		
	No. of Vehicles	Fee collected (in lakh Rs.)	No. of Vehicles	Fee collected (in lakh Rs.)	Fee per Vehicle (in Rs.)	No. of Vehicles	Fee collected (in lakh Rs.)
1	2	3	4	5	6	7	8
A –Car (Note-7)	7554	460256	7942	479298	Note-1	7309	436680
B –LCV	622	59050	694	68459		921	92921
C- Bus	1694	304679	2055	378205		2483	461336
D –Truck	0	0	0	0		0	0
E -Three-axle vehicle	0	0	0	0		0	0
F -Multi-axle Truck	3642	1341970	4253	1573774		4469	1672009
G -Oversized vehicle	0	0	0	0		0	0
FASTag Debit Adjustment/ Chargeback Received from Bank (Net) (Note-5)	0	-118	0	-119	Note-5	0	0
H- Total	13512	2165837	14944	2499618		15182	2662946

Day/Month wise Opening Balance of Toll Collection & Traffic

Day	3
Month	3
Year	2025
Toll Depositing Bank	State Bank Of India
Bank Account No.	39177623786

Transaction Type	Car/Jeep Count	Total Car/ Jeep Amount (in Rs.)	Bus/Truck Count	Total Bus / Truck Amount (in Rs.)	LCV Count	Total LCV Amount (in Rs.)	MAV (Multi Axle Vehicle Count)	Total MAV (Multi Axle Vehicle) Amount (in Rs.)	Three Axle Count	Three Axle Count Amount (in Rs.)	FASTag Debit Adjustment/ Chargeback Received from Bank (Net)
1	2	3	4	5	8	9	10	11	12	13	Note-5
Single Journey	4450	201482	1897	314276	638	53309	3995	1418333	0	0	0
Monthly Pass Sales	19	8924	0	0	2	3743	0	0	0	0	0
Daily Pass Sales	1726	121557	547	134190	252	31054	454	239476	0	0	0
Local Pass Sales	0	0	0	0	0	0	0	0	0	0	0
Return Pass Sales	0	0	0	0	0	0	0	0	0	0	0
Double User Fee (FASTag Lane Violation) (Note-6)	1114	104716	39	12870	29	4814	20	14200	0	0	0

Total Non-Tollable Traffic Count Entry Details (Note-2)					
Transaction Type	Car/Jeep Count	Bus/Truck Count	LCV Count	MAV (Multi Axle Vehicle Count)	Three Axle Count
1	2	3	5	6	7
Reuse & Exit	2236	596	317	470	0
Exemption & Violation	4389	253	82	140	0



Notes

1. Fee for Fastag vehicles passing two toll plazas, is collected at two plazas in few cases and therefore section wise traffic details will not be available at one plaza for same.
2. All Non-tollable traffic could not be recorded/reported due to unavailability of adequate Lanes & systems. Non-Tollable count includes Reuse of daily/return/monthly pass, exit trips, exemption and violations.
3. Reporting (FASTag/Cash/Card) - 12:00:00 AM to 11:59:59 PM.
4. Fastag Collection is net of Acquiring Bank Charges
5. FASTag Debit Adjustment/Chargeback Received from Bank (Net)
6. Double user fee (from cash vehicles entering dedicated Fastag lane) collected from vehicles are reported separately (count and revenue). These are included in vehicle category wise count and revenue.

MONTHLY/DAILY FEE STATEMENT

Project Highway: National Highway NH-48

Day/Month: 04-Mar-2025

Sr. No.	Name of Toll Plaza Location	Chainage
National Highway NH-48 (from Km. 20+400 to 131+200)		
1	Shilphata	103+350

Type of Vehicle	For corresponding day/month of previous year 4-Mar-2024		For preceding day/month 3-Mar-2025		For the day/month reported upon 4-Mar-2025		
	No. of Vehicles	Fee collected (in lakh Rs.)	No. of Vehicles	Fee collected (in lakh Rs.)	Fee per Vehicle (in Rs.)	No. of Vehicles	Fee collected (in lakh Rs.)
1	2	3	4	5	6	7	8
A-Car (Note-7)	7107	429413	7309	436680	Note-1	6518	389226
B-LCV	946	92140	921	92921		898	90015
C-Bus	2437	457750	2483	461336		2565	476381
D-Truck	0	0	0	0		0	0
E-Three-axle vehicle	0	0	0	0		0	0
F-Multi-axle Truck	4505	1696141	4469	1672009		4858	1820364
G-Oversized vehicle	0	0	0	0		0	0
FASTag Debit Adjustment/ Chargeback Received from Bank (Net) (Note-5)	0	1992	0	0	Note-5	0	1111
H- Total	14995	2677435	15182	2662946		14839	2777097

Day/Month wise Opening Balance of Toll Collection & Traffic

Day	4
Month	3
Year	2025
Toll Depositing Bank	State Bank Of India
Bank Account No.	39177623786

Transaction Type	Car/Jeep Count	Total Car/ Jeep Amount (in Rs.)	Bus/Truck Count	Total Bus / Truck Amount (in Rs.)	LCV Count	Total LCV Amount (in Rs.)	MAV (Multi Axle Vehicle Count)	Total MAV (Multi Axle Vehicle) Amount (in Rs.)	Three Axle Count	Three Axle Count Amount (in Rs.)	FASTag Debit Adjustment/ Chargeback Received from Bank (Net)
1	2	3	4	5	8	9	10	11	12	13	Note-5
Single Journey	3806	172311	1972	325694	616	51556	4349	1544078	0	0	1111
Monthly Pass Sales	8	3594	0	0	1	2486	0	0	0	0	0
Daily Pass Sales	1735	122236	534	131217	249	30662	471	249306	0	0	0
Local Pass Sales	0	0	0	0	0	0	0	0	0	0	0
Return Pass Sales	0	0	0	0	0	0	0	0	0	0	0
Double User Fee (FASTag Lane Violation) (Note-6)	969	91086	59	19470	32	5312	38	26980	0	0	0

Total Non-Tollable Traffic Count Entry Details (Note-2)					
Transaction Type	Car/Jeep Count	Bus/Truck Count	LCV Count	MAV (Multi Axle Vehicle Count)	Three Axle Count
1	2	3	5	6	7
Reuse & Exit	2253	610	313	490	0
Exemption & Violation	4042	277	97	171	0



Notes

1. Fee for Fastag vehicles passing two toll plazas, is collected at two plazas in few cases and therefore section wise traffic details will not be available at one plaza for same.
2. All Non-tollable traffic could not be recorded/reported due to unavailability of adequate Lanes & systems. Non-Tollable count includes Reuse of daily/return/monthly pass, exit trips, exemption and violations.
3. Reporting (FASTag/Cash/Card) - 12:00:00 AM to 11:59:59 PM.
4. Fastag Collection is net of Acquiring Bank Charges
5. FASTag Debit Adjustment/Chargeback Received from Bank (Net)
6. Double user fee (from cash vehicles entering dedicated Fastag lane) collected from vehicles are reported separately (count and revenue). These are included in vehicle category wise count and revenue.

MONTHLY/DAILY FEE STATEMENT

Project Highway: National Highway NH-48

Day/Month: 05-Mar-2025

Sr. No.	Name of Toll Plaza Location	Chainage
National Highway NH-48 (from Km. 20+400 to 131+200)		
1	Shilphata	103+350

Type of Vehicle	For corresponding day/month of previous year 5-Mar-2024		For preceding day/month 4-Mar-2025		For the day/month reported upon 5-Mar-2025		
	No. of Vehicles	Fee collected (in lakh Rs.)	No. of Vehicles	Fee collected (in lakh Rs.)	Fee per Vehicle (in Rs.)	No. of Vehicles	Fee collected (in lakh Rs.)
1	2	3	4	5	6	7	8
A-Car (Note-7)	6691	408002	6518	389226	Note-1	6456	381721
B-LCV	965	94603	898	90015		918	89667
C-Bus	2411	450579	2565	476381		2598	482216
D-Truck	0	0	0	0		0	0
E-Three-axle vehicle	0	0	0	0		0	0
F-Multi-axle Truck	4530	1711298	4858	1820364		4914	1841046
G-Oversized vehicle	0	0	0	0		0	0
FASTag Debit Adjustment/ Chargeback Received from Bank (Net) (Note-5)	0	2677	0	1111	Note-5	0	596
H- Total	14597	2667159	14839	2777097		14886	2795246

Day/Month wise Opening Balance of Toll Collection & Traffic

Day	5
Month	3
Year	2025
Toll Depositing Bank	State Bank Of India
Bank Account No.	39177623786

Transaction Type	Car/Jeep Count	Total Car/ Jeep Amount (in Rs.)	Bus/Truck Count	Total Bus / Truck Amount (in Rs.)	LCV Count	Total LCV Amount (in Rs.)	MAV (Multi Axle Vehicle Count)	Total MAV (Multi Axle Vehicle) Amount (in Rs.)	Three Axle Count	Three Axle Count Amount (in Rs.)	FASTag Debit Adjustment/ Chargeback Received from Bank (Net)
1	2	3	4	5	8	9	10	11	12	13	Note-5
Single Journey	3888	175568	1999	330743	635	53257	4371	1550691	0	0	596
Monthly Pass Sales	6	4252	0	0	0	0	0	0	0	0	0
Daily Pass Sales	1652	116360	547	134313	251	31097	523	276155	0	0	0
Local Pass Sales	0	0	0	0	0	0	0	0	0	0	0
Return Pass Sales	0	0	0	0	0	0	0	0	0	0	0
Double User Fee (FASTag Lane Violation) (Note-6)	910	85540	52	17160	32	5312	20	14200	0	0	0

Total Non-Tollable Traffic Count Entry Details (Note-2)					
Transaction Type	Car/Jeep Count	Bus/Truck Count	LCV Count	MAV (Multi Axle Vehicle Count)	Three Axle Count
1	2	3	5	6	7
Reuse & Exit	2188	616	318	544	0
Exemption & Violation	4360	274	104	208	0



Notes

1. Fee for Fastag vehicles passing two toll plazas, is collected at two plazas in few cases and therefore section wise traffic details will not be available at one plaza for same.
2. All Non-tollable traffic could not be recorded/reported due to unavailability of adequate Lanes & systems. Non-Tollable count includes Reuse of daily/return/monthly pass, exit trips, exemption and violations.
3. Reporting (FASTag/Cash/Card) - 12:00:00 AM to 11:59:59 PM.
4. Fastag Collection is net of Acquiring Bank Charges
5. FASTag Debit Adjustment/Chargeback Received from Bank (Net)
6. Double user fee (from cash vehicles entering dedicated Fastag lane) collected from vehicles are reported separately (count and revenue). These are included in vehicle category wise count and revenue.

MONTHLY/DAILY FEE STATEMENT

Project Highway: National Highway NH-48

Day/Month: 06-Mar-2025

Sr. No.	Name of Toll Plaza Location	Chainage
National Highway NH-48 (from Km. 20+400 to 131+200)		
1	Shilphata	103+350


Type of Vehicle	For corresponding day/month of previous year 6-Mar-2024		For preceding day/month 5-Mar-2025		For the day/month reported upon 6-Mar-2025		
	No. of Vehicles	Fee collected (in lakh Rs.)	No. of Vehicles	Fee collected (in lakh Rs.)	Fee per Vehicle (in Rs.)	No. of Vehicles	Fee collected (in lakh Rs.)
1	2	3	4	5	6	7	8
A –Car (Note-7)	6837	415508	6456	381721	Note-1	6879	412324
B –LCV	1010	98788	918	89667		922	89803
C- Bus	2578	478641	2598	482216		2715	510216
D –Truck	0	0	0	0		0	0
E -Three-axle vehicle	0	0	0	0		0	0
F -Multi-axle Truck	5041	1894359	4914	1841046		5207	1955397
G -Oversized vehicle	0	0	0	0		0	0
FASTag Debit Adjustment/ Chargeback Received from Bank (Net) (Note-5)	0	-1381	0	596	Note-5	0	508
H- Total	15466	2885914	14886	2795246		15723	2968248

Day/Month wise Opening Balance of Toll Collection & Traffic

Day	6
Month	3
Year	2025
Toll Depositing Bank	State Bank Of India
Bank Account No.	39177623786

Transaction Type	Car/Jeep Count	Total Car/ Jeep Amount (in Rs.)	Bus/Truck Count	Total Bus / Truck Amount (in Rs.)	LCV Count	Total LCV Amount (in Rs.)	MAV (Multi Axle Vehicle Count)	Total MAV (Multi Axle Vehicle) Amount (in Rs.)	Three Axle Count	Three Axle Count Amount (in Rs.)	FASTag Debit Adjustment/ Chargeback Received from Bank (Net)
1	2	3	4	5	8	9	10	11	12	13	Note-5
Single Journey	4001	181950	2071	342165	636	53060	4614	1639171	0	0	508
Monthly Pass Sales	5	2845	1	4941	0	0	0	0	0	0	0
Daily Pass Sales	1806	127231	579	141990	250	30767	574	302736	0	0	0
Local Pass Sales	0	0	0	0	0	0	0	0	0	0	0
Return Pass Sales	0	0	0	0	0	0	0	0	0	0	0
Double User Fee (FASTag Lane Violation) (Note-6)	1067	100298	64	21120	36	5976	19	13490	0	0	0

Total Non-Tollable Traffic Count Entry Details (Note-2)					
Transaction Type	Car/Jeep Count	Bus/Truck Count	LCV Count	MAV (Multi Axle Vehicle Count)	Three Axle Count
1	2	3	5	6	7
Reuse & Exit	2341	642	311	590	0
Exemption & Violation	4543	299	110	241	0



Notes

1. Fee for Fastag vehicles passing two toll plazas, is collected at two plazas in few cases and therefore section wise traffic details will not be available at one plaza for same.
2. All Non-tollable traffic could not be recorded/reported due to unavailability of adequate Lanes & systems. Non-Tollable count includes Reuse of daily/return/monthly pass, exit trips, exemption and violations.
3. Reporting (FASTag/Cash/Card) - 12:00:00 AM to 11:59:59 PM.
4. Fastag Collection is net of Acquiring Bank Charges
5. FASTag Debit Adjustment/Chargeback Received from Bank (Net)
6. Double user fee (from cash vehicles entering dedicated Fastag lane) collected from vehicles are reported separately (count and revenue). These are included in vehicle category wise count and revenue.

MONTHLY/DAILY FEE STATEMENT

Project Highway: National Highway NH-48

Day/Month: 07-Mar-2025

Sr. No.	Name of Toll Plaza Location	Chainage
National Highway NH-48 (from Km. 20+400 to 131+200)		
1	Shilphata	103+350

Type of Vehicle	For corresponding day/month of previous year 7-Mar-2024		For preceding day/month 6-Mar-2025		For the day/month reported upon 7-Mar-2025		
	No. of Vehicles	Fee collected (in lakh Rs.)	No. of Vehicles	Fee collected (in lakh Rs.)	Fee per Vehicle (in Rs.)	No. of Vehicles	Fee collected (in lakh Rs.)
1	2	3	4	5	6	7	8
A –Car (Note-7)	6367	385603	6879	412324	Note-1	6911	409626
B –LCV	951	91767	922	89803		965	94468
C- Bus	2508	467749	2715	510216		2649	497134
D –Truck	0	0	0	0		0	0
E -Three-axle vehicle	0	0	0	0		0	0
F -Multi-axle Truck	4611	1734025	5207	1955397		5056	1901949
G -Oversized vehicle	0	0	0	0		0	0
FASTag Debit Adjustment/ Chargeback Received from Bank (Net) (Note-5)	0	3066	0	508	Note-5	0	484
H- Total	14437	2682210	15723	2968248		15581	2903661

Day/Month wise Opening Balance of Toll Collection & Traffic

Day	7
Month	3
Year	2025
Toll Depositing Bank	State Bank Of India
Bank Account No.	39177623786

Transaction Type	Car/Jeep Count	Total Car/ Jeep Amount (in Rs.)	Bus/Truck Count	Total Bus / Truck Amount (in Rs.)	LCV Count	Total LCV Amount (in Rs.)	MAV (Multi Axle Vehicle Count)	Total MAV (Multi Axle Vehicle) Amount (in Rs.)	Three Axle Count	Three Axle Count Amount (in Rs.)	FASTag Debit Adjustment/ Chargeback Received from Bank (Net)
1	2	3	4	5	8	9	10	11	12	13	Note-5
Single Journey	4175	191118	1973	326354	661	55299	4478	1589613	0	0	484
Monthly Pass Sales	3	1078	0	0	0	0	0	0	0	0	0
Daily Pass Sales	1676	118072	624	153620	263	32363	545	288906	0	0	0
Local Pass Sales	0	0	0	0	0	0	0	0	0	0	0
Return Pass Sales	0	0	0	0	0	0	0	0	0	0	0
Double User Fee (FASTag Lane Violation) (Note-6)	1057	99358	52	17160	41	6806	33	23430	0	0	0

Total Non-Tollable Traffic Count Entry Details (Note-2)					
Transaction Type	Car/Jeep Count	Bus/Truck Count	LCV Count	MAV (Multi Axle Vehicle Count)	Three Axle Count
1	2	3	5	6	7
Reuse & Exit	2188	696	329	568	0
Exemption & Violation	4154	272	107	142	0



Notes

1. Fee for Fastag vehicles passing two toll plazas, is collected at two plazas in few cases and therefore section wise traffic details will not be available at one plaza for same.
2. All Non-tollable traffic could not be recorded/reported due to unavailability of adequate Lanes & systems. Non-Tollable count includes Reuse of daily/return/monthly pass, exit trips, exemption and violations.
3. Reporting (FASTag/Cash/Card) - 12:00:00 AM to 11:59:59 PM.
4. Fastag Collection is net of Acquiring Bank Charges
5. FASTag Debit Adjustment/Chargeback Received from Bank (Net)
6. Double user fee (from cash vehicles entering dedicated Fastag lane) collected from vehicles are reported separately (count and revenue). These are included in vehicle category wise count and revenue.

MONTHLY/DAILY FEE STATEMENT

Project Highway: National Highway NH-48

Day/Month: 08-Mar-2025

Sr. No.	Name of Toll Plaza Location	Chainage
National Highway NH-48 (from Km. 20+400 to 131+200)		
1	Shilphata	103+350

Type of Vehicle	For corresponding day/month of previous year 8-Mar-2024		For preceding day/month 7-Mar-2025		For the day/month reported upon 8-Mar-2025		
	No. of Vehicles	Fee collected (in lakh Rs.)	No. of Vehicles	Fee collected (in lakh Rs.)	Fee per Vehicle (in Rs.)	No. of Vehicles	Fee collected (in lakh Rs.)
1	2	3	4	5	6	7	8
A-Car (Note-7)	6894	416425	6911	409626	Note-1	7699	459315
B-LCV	976	94443	965	94468		891	86839
C-Bus	2602	487043	2649	497134		2695	506217
D-Truck	0	0	0	0		0	0
E-Three-axle vehicle	0	0	0	0		0	0
F-Multi-axle Truck	5222	1976937	5056	1901949		5081	1921160
G-Oversized vehicle	0	0	0	0	0	0	
FASTag Debit Adjustment/ Chargeback Received from Bank (Net) (Note-5)	0	2032	0	484	Note-5	0	0
H- Total	15694	2976881	15581	2903661		16366	2973531

Day/Month wise Opening Balance of Toll Collection & Traffic

Day	8
Month	3
Year	2025
Toll Depositing Bank	0
Bank Account No.	39177623786

Transaction Type	Car/Jeep Count	Total Car/ Jeep Amount (in Rs.)	Bus/Truck Count	Total Bus / Truck Amount (in Rs.)	LCV Count	Total LCV Amount (in Rs.)	MAV (Multi Axle Vehicle Count)	Total MAV (Multi Axle Vehicle) Amount (in Rs.)	Three Axle Count	Three Axle Count Amount (in Rs.)	FASTag Debit Adjustment/ Chargeback Received from Bank (Net)
1	2	3	4	5	8	9	10	11	12	13	Note-5
Single Journey	4676	214912	2001	331266	613	50985	4449	1579042	0	0	0
Monthly Pass Sales	7	2875	0	0	0	0	0	0	0	0	0
Daily Pass Sales	1782	125531	641	157461	241	29713	590	312298	0	0	0
Local Pass Sales	0	0	0	0	0	0	0	0	0	0	0
Return Pass Sales	0	0	0	0	0	0	0	0	0	0	0
Double User Fee (FASTag Lane Violation) (Note-6)	1234	115996	53	17490	37	6142	42	29820	0	0	0

Total Non-Tollable Traffic Count Entry Details (Note-2)					
Transaction Type	Car/Jeep Count	Bus/Truck Count	LCV Count	MAV (Multi Axle Vehicle Count)	Three Axle Count
1	2	3	5	6	7
Reuse & Exit	2335	703	289	625	0
Exemption & Violation	4178	322	104	183	0



Notes

1. Fee for Fastag vehicles passing two toll plazas, is collected at two plazas in few cases and therefore section wise traffic details will not be available at one plaza for same.
2. All Non-tollable traffic could not be recorded/reported due to unavailability of adequate Lanes & systems. Non-Tollable count includes Reuse of daily/return/monthly pass, exit trips, exemption and violations.
3. Reporting (FASTag/Cash/Card) - 12:00:00 AM to 11:59:59 PM.
4. Fastag Collection is net of Acquiring Bank Charges
5. FASTag Debit Adjustment/Chargeback Received from Bank (Net)
6. Double user fee (from cash vehicles entering dedicated Fastag lane) collected from vehicles are reported separately (count and revenue). These are included in vehicle category wise count and revenue.

MONTHLY/DAILY FEE STATEMENT

Project Highway: National Highway NH-48

Day/Month: 09-Mar-2025

Sr. No.	Name of Toll Plaza Location	Chainage
National Highway NH-48 (from Km. 20+400 to 131+200)		
1	Shilphata	103+350

Type of Vehicle	For corresponding day/month of previous year 9-Mar-2024		For preceding day/month 8-Mar-2025		For the day/month reported upon 9-Mar-2025		
	No. of Vehicles	Fee collected (in lakh Rs.)	No. of Vehicles	Fee collected (in lakh Rs.)	Fee per Vehicle (in Rs.)	No. of Vehicles	Fee collected (in lakh Rs.)
1	2	3	4	5	6	7	8
A –Car (Note-7)	7377	448738	7699	459315	Note-1	7567	454313
B –LCV	986	95036	891	86839		651	61340
C- Bus	2418	455913	2695	506217		2034	370313
D –Truck	0	0	0	0		0	0
E -Three-axle vehicle	0	0	0	0		0	0
F -Multi-axle Truck	4595	1735115	5081	1921160		4302	1586130
G -Oversized vehicle	0	0	0	0	0	0	
FASTag Debit Adjustment/ Chargeback Received from Bank (Net) (Note-5)	0	1906	0	0	Note-5	0	0
H- Total	15376	2736708	16366	2973531		14554	2472096

Day/Month wise Opening Balance of Toll Collection & Traffic

Day	9
Month	3
Year	2025
Toll Depositing Bank	0
Bank Account No.	39177623786

Transaction Type	Car/Jeep Count	Total Car/ Jeep Amount (in Rs.)	Bus/Truck Count	Total Bus / Truck Amount (in Rs.)	LCV Count	Total LCV Amount (in Rs.)	MAV (Multi Axle Vehicle Count)	Total MAV (Multi Axle Vehicle) Amount (in Rs.)	Three Axle Count	Three Axle Count Amount (in Rs.)	FASTag Debit Adjustment/ Chargeback Received from Bank (Net)
1	2	3	4	5	8	9	10	11	12	13	Note-5
Single Journey	4447	205578	1646	272109	497	41361	3987	1414130	0	0	0
Monthly Pass Sales	0	0	0	0	0	0	0	0	0	0	0
Daily Pass Sales	1896	133678	353	86654	132	16327	285	150700	0	0	0
Local Pass Sales	0	0	0	0	0	0	0	0	0	0	0
Return Pass Sales	0	0	0	0	0	0	0	0	0	0	0
Double User Fee (FASTag Lane Violation) (Note-6)	1224	115056	35	11550	22	3652	30	21300	0	0	0

Total Non-Tollable Traffic Count Entry Details (Note-2)					
Transaction Type	Car/Jeep Count	Bus/Truck Count	LCV Count	MAV (Multi Axle Vehicle Count)	Three Axle Count
1	2	3	5	6	7
Reuse & Exit	2307	408	176	300	0
Exemption & Violation	5079	242	44	144	0



Notes

1. Fee for Fastag vehicles passing two toll plazas, is collected at two plazas in few cases and therefore section wise traffic details will not be available at one plaza for same.
2. All Non-tollable traffic could not be recorded/reported due to unavailability of adequate Lanes & systems. Non-Tollable count includes Reuse of daily/return/monthly pass, exit trips, exemption and violations.
3. Reporting (FASTag/Cash/Card) - 12:00:00 AM to 11:59:59 PM.
4. Fastag Collection is net of Acquiring Bank Charges
5. FASTag Debit Adjustment/Chargeback Received from Bank (Net)
6. Double user fee (from cash vehicles entering dedicated Fastag lane) collected from vehicles are reported separately (count and revenue). These are included in vehicle category wise count and revenue.

MONTHLY/DAILY FEE STATEMENT

Project Highway: National Highway NH-48

Day/Month: 10-Mar-2025

Sr. No.	Name of Toll Plaza Location	Chainage
National Highway NH-48 (from Km. 20+400 to 131+200)		
1	Shilphata	103+350

Type of Vehicle	For corresponding day/month of previous year 10-Mar-2024		For preceding day/month 9-Mar-2025		For the day/month reported upon 10-Mar-2025		
	No. of Vehicles	Fee collected (in lakh Rs.)	No. of Vehicles	Fee collected (in lakh Rs.)	Fee per Vehicle (in Rs.)	No. of Vehicles	Fee collected (in lakh Rs.)
1	2	3	4	5	6	7	8
A-Car (Note-7)	7524	457161	7567	454313	Note-1	6974	412089
B-LCV	678	63877	651	61340		861	84048
C-Bus	1904	346707	2034	370313		2491	465620
D-Truck	0	0	0	0		0	0
E-Three-axle vehicle	0	0	0	0		0	0
F-Multi-axle Truck	4047	1500409	4302	1586130		4463	1672090
G-Oversized vehicle	0	0	0	0		0	0
FASTag Debit Adjustment/ Chargeback Received from Bank (Net) (Note-5)	0	0	0	0	Note-5	0	938
H- Total	14153	2368153	14554	2472096		14789	2634785

Day/Month wise Opening Balance of Toll Collection & Traffic

Day	10
Month	3
Year	2025
Toll Depositing Bank	0
Bank Account No.	39177623786

Transaction Type	Car/Jeep Count	Total Car/ Jeep Amount (in Rs.)	Bus/Truck Count	Total Bus / Truck Amount (in Rs.)	LCV Count	Total LCV Amount (in Rs.)	MAV (Multi Axle Vehicle Count)	Total MAV (Multi Axle Vehicle) Amount (in Rs.)	Three Axle Count	Three Axle Count Amount (in Rs.)	FASTag Debit Adjustment/ Chargeback Received from Bank (Net)
1	2	3	4	5	8	9	10	11	12	13	Note-5
Single Journey	4183	189673	1863	307790	582	48489	3971	1409115	0	0	938
Monthly Pass Sales	1	359	0	0	0	0	0	0	0	0	0
Daily Pass Sales	1706	120161	583	142980	252	31077	475	250905	0	0	0
Local Pass Sales	0	0	0	0	0	0	0	0	0	0	0
Return Pass Sales	0	0	0	0	0	0	0	0	0	0	0
Double User Fee (FASTag Lane Violation) (Note-6)	1084	101896	45	14850	27	4482	17	12070	0	0	0

Total Non-Tollable Traffic Count Entry Details (Note-2)					
Transaction Type	Car/Jeep Count	Bus/Truck Count	LCV Count	MAV (Multi Axle Vehicle Count)	Three Axle Count
1	2	3	5	6	7
Reuse & Exit	2239	644	318	496	0
Exemption & Violation	4335	286	98	191	0



Notes

1. Fee for Fastag vehicles passing two toll plazas, is collected at two plazas in few cases and therefore section wise traffic details will not be available at one plaza for same.
2. All Non-tollable traffic could not be recorded/reported due to unavailability of adequate Lanes & systems. Non-Tollable count includes Reuse of daily/return/monthly pass, exit trips, exemption and violations.
3. Reporting (FASTag/Cash/Card) - 12:00:00 AM to 11:59:59 PM.
4. Fastag Collection is net of Acquiring Bank Charges
5. FASTag Debit Adjustment/Chargeback Received from Bank (Net)
6. Double user fee (from cash vehicles entering dedicated Fastag lane) collected from vehicles are reported separately (count and revenue). These are included in vehicle category wise count and revenue.

MONTHLY/DAILY FEE STATEMENT

Project Highway: National Highway NH-48

Day/Month: 12-Mar-2025

Sr. No.	Name of Toll Plaza Location	Chainage
National Highway NH-48 (from Km. 20+400 to 131+200)		
1	Shilphata	103+350


Type of Vehicle	For corresponding day/month of previous year 12-Mar-2024		For preceding day/month 11-Mar-2025		For the day/month reported upon 12-Mar-2025		
	No. of Vehicles	Fee collected (in lakh Rs.)	No. of Vehicles	Fee collected (in lakh Rs.)	Fee per Vehicle (in Rs.)	No. of Vehicles	Fee collected (in lakh Rs.)
1	2	3	4	5	6	7	8
A-Car (Note-7)	6187	373304	6816	403351	Note-1	7239	429005
B-LCV	962	93592	905	88025		952	93830
C-Bus	2520	473682	2659	505049		2560	480882
D-Truck	0	0	0	0		0	0
E-Three-axle vehicle	0	0	0	0		0	0
F-Multi-axle Truck	4846	1822736	4895	1833445		4759	1782900
G-Oversized vehicle	0	0	0	0		0	0
FASTag Debit Adjustment/ Chargeback Received from Bank (Net) (Note-5)	0	2199	0	316	Note-5	0	904
H- Total	14515	2765513	15275	2830187		15510	2787522

Day/Month wise Opening Balance of Toll Collection & Traffic

Day	12
Month	3
Year	2025
Toll Depositing Bank	State Bank Of India
Bank Account No.	39177623786

Transaction Type	Car/Jeep Count	Total Car/ Jeep Amount (in Rs.)	Bus/Truck Count	Total Bus / Truck Amount (in Rs.)	LCV Count	Total LCV Amount (in Rs.)	MAV (Multi Axle Vehicle Count)	Total MAV (Multi Axle Vehicle) Amount (in Rs.)	Three Axle Count	Three Axle Count Amount (in Rs.)	FASTag Debit Adjustment/ Chargeback Received from Bank (Net)
1	2	3	4	5	8	9	10	11	12	13	Note-5
Single Journey	4279	194268	1910	316086	678	56276	4250	1508755	0	0	904
Monthly Pass Sales	2	719	0	0	1	2486	0	0	0	0	0
Daily Pass Sales	1871	131840	594	146316	236	28927	483	255685	0	0	0
Local Pass Sales	0	0	0	0	0	0	0	0	0	0	0
Return Pass Sales	0	0	0	0	0	0	0	0	0	0	0
Double User Fee (FASTag Lane Violation) (Note-6)	1087	102178	56	18480	37	6142	26	18460	0	0	0

Total Non-Tollable Traffic Count Entry Details (Note-2)					
Transaction Type	Car/Jeep Count	Bus/Truck Count	LCV Count	MAV (Multi Axle Vehicle Count)	Three Axle Count
1	2	3	5	6	7
Reuse & Exit	2424	671	301	513	0
Exemption & Violation	5073	279	122	181	0



Notes

1. Fee for Fastag vehicles passing two toll plazas, is collected at two plazas in few cases and therefore section wise traffic details will not be available at one plaza for same.
2. All Non-tollable traffic could not be recorded/reported due to unavailability of adequate Lanes & systems. Non-Tollable count includes Reuse of daily/return/monthly pass, exit trips, exemption and violations.
3. Reporting (FASTag/Cash/Card) - 12:00:00 AM to 11:59:59 PM.
4. Fastag Collection is net of Acquiring Bank Charges
5. FASTag Debit Adjustment/Chargeback Received from Bank (Net)
6. Double user fee (from cash vehicles entering dedicated Fastag lane) collected from vehicles are reported separately (count and revenue). These are included in vehicle category wise count and revenue.

MONTHLY/DAILY FEE STATEMENT

Project Highway: National Highway NH-48

Day/Month: 13-Mar-2025

Sr. No.	Name of Toll Plaza Location	Chainage
National Highway NH-48 (from Km. 20+400 to 131+200)		
1	Shilphata	103+350


Type of Vehicle	For corresponding day/month of previous year 13-Mar-2024		For preceding day/month 12-Mar-2025		For the day/month reported upon 13-Mar-2025		
	No. of Vehicles	Fee collected (in lakh Rs.)	No. of Vehicles	Fee collected (in lakh Rs.)	Fee per Vehicle (in Rs.)	No. of Vehicles	Fee collected (in lakh Rs.)
1	2	3	4	5	6	7	8
A-Car (Note-7)	6177	372912	7239	429005	Note-1	8304	490117
B-LCV	1021	98468	952	93830		1049	102154
C-Bus	2511	468585	2560	480882		2759	517720
D-Truck	0	0	0	0		0	0
E-Three-axle vehicle	0	0	0	0		0	0
F-Multi-axle Truck	4917	1842707	4759	1782900		5138	1921249
G-Oversized vehicle	0	0	0	0	0	0	
FASTag Debit Adjustment/ Chargeback Received from Bank (Net) (Note-5)	0	389	0	904	Note-5	0	766
H- Total	14626	2783060	15510	2787522		17250	3032006

Day/Month wise Opening Balance of Toll Collection & Traffic

Day	13
Month	3
Year	2025
Toll Depositing Bank	State Bank Of India
Bank Account No.	39177623786

Transaction Type	Car/Jeep Count	Total Car/ Jeep Amount (in Rs.)	Bus/Truck Count	Total Bus / Truck Amount (in Rs.)	LCV Count	Total LCV Amount (in Rs.)	MAV (Multi Axle Vehicle Count)	Total MAV (Multi Axle Vehicle) Amount (in Rs.)	Three Axle Count	Three Axle Count Amount (in Rs.)	FASTag Debit Adjustment/ Chargeback Received from Bank (Net)
1	2	3	4	5	8	9	10	11	12	13	Note-5
Single Journey	5133	234374	2060	340709	717	59861	4615	1636806	0	0	766
Monthly Pass Sales	0	0	0	0	0	0	0	0	0	0	0
Daily Pass Sales	1807	127527	639	157211	300	36981	481	254623	0	0	0
Local Pass Sales	0	0	0	0	0	0	0	0	0	0	0
Return Pass Sales	0	0	0	0	0	0	0	0	0	0	0
Double User Fee (FASTag Lane Violation) (Note-6)	1364	128216	60	19800	32	5312	42	29820	0	0	0

Total Non-Tollable Traffic Count Entry Details (Note-2)					
Transaction Type	Car/Jeep Count	Bus/Truck Count	LCV Count	MAV (Multi Axle Vehicle Count)	Three Axle Count
1	2	3	5	6	7
Reuse & Exit	2380	722	378	504	0
Exemption & Violation	4438	299	102	158	0



Notes

1. Fee for Fastag vehicles passing two toll plazas, is collected at two plazas in few cases and therefore section wise traffic details will not be available at one plaza for same.
2. All Non-tollable traffic could not be recorded/reported due to unavailability of adequate Lanes & systems. Non-Tollable count includes Reuse of daily/return/monthly pass, exit trips, exemption and violations.
3. Reporting (FASTag/Cash/Card) - 12:00:00 AM to 11:59:59 PM.
4. Fastag Collection is net of Acquiring Bank Charges
5. FASTag Debit Adjustment/Chargeback Received from Bank (Net)
6. Double user fee (from cash vehicles entering dedicated Fastag lane) collected from vehicles are reported separately (count and revenue). These are included in vehicle category wise count and revenue.

MONTHLY/DAILY FEE STATEMENT

Project Highway: National Highway NH-48

Day/Month: 14-Mar-2025

Sr. No.	Name of Toll Plaza Location	Chainage
National Highway NH-48 (from Km. 20+400 to 131+200)		
1	Shilphata	103+350

Type of Vehicle	For corresponding day/month of previous year 14-Mar-2024		For preceding day/month 13-Mar-2025		For the day/month reported upon 14-Mar-2025		
	No. of Vehicles	Fee collected (in lakh Rs.)	No. of Vehicles	Fee collected (in lakh Rs.)	Fee per Vehicle (in Rs.)	No. of Vehicles	Fee collected (in lakh Rs.)
1	2	3	4	5	6	7	8
A-Car (Note-7)	6069	365369	8304	490117	Note-1	6274	369793
B-LCV	1011	98439	1049	102154		454	40932
C-Bus	2517	470487	2759	517720		1404	247190
D-Truck	0	0	0	0		0	0
E-Three-axle vehicle	0	0	0	0		0	0
F-Multi-axle Truck	5140	1944546	5138	1921249		2876	1044299
G-Oversized vehicle	0	0	0	0		0	0
FASTag Debit Adjustment/ Chargeback Received from Bank (Net) (Note-5)	0	3646	0	766	Note-5	0	0
H- Total	14737	2882487	17250	3032006		11008	1702215

Day/Month wise Opening Balance of Toll Collection & Traffic

Day	14
Month	3
Year	2025
Toll Depositing Bank	State Bank Of India
Bank Account No.	39177623786

Transaction Type	Car/Jeep Count	Total Car/ Jeep Amount (in Rs.)	Bus/Truck Count	Total Bus / Truck Amount (in Rs.)	LCV Count	Total LCV Amount (in Rs.)	MAV (Multi Axle Vehicle Count)	Total MAV (Multi Axle Vehicle) Amount (in Rs.)	Three Axle Count	Three Axle Count Amount (in Rs.)	FASTag Debit Adjustment/ Chargeback Received from Bank (Net)
1	2	3	4	5	8	9	10	11	12	13	Note-5
Single Journey	4091	190894	1226	202460	381	31567	2754	976951	0	0	0
Monthly Pass Sales	0	0	0	0	0	0	0	0	0	0	0
Daily Pass Sales	1120	78977	164	40110	69	8701	108	57408	0	0	0
Local Pass Sales	0	0	0	0	0	0	0	0	0	0	0
Return Pass Sales	0	0	0	0	0	0	0	0	0	0	0
Double User Fee (FASTag Lane Violation) (Note-6)	1063	99922	14	4620	4	664	14	9940	0	0	0

Total Non-Tollable Traffic Count Entry Details (Note-2)					
Transaction Type	Car/Jeep Count	Bus/Truck Count	LCV Count	MAV (Multi Axle Vehicle Count)	Three Axle Count
1	2	3	5	6	7
Reuse & Exit	1385	186	95	117	0
Exemption & Violation	3062	39	13	58	0



Notes

1. Fee for Fastag vehicles passing two toll plazas, is collected at two plazas in few cases and therefore section wise traffic details will not be available at one plaza for same.
2. All Non-tollable traffic could not be recorded/reported due to unavailability of adequate Lanes & systems. Non-Tollable count includes Reuse of daily/return/monthly pass, exit trips, exemption and violations.
3. Reporting (FASTag/Cash/Card) - 12:00:00 AM to 11:59:59 PM.
4. Fastag Collection is net of Acquiring Bank Charges
5. FASTag Debit Adjustment/Chargeback Received from Bank (Net)
6. Double user fee (from cash vehicles entering dedicated Fastag lane) collected from vehicles are reported separately (count and revenue). These are included in vehicle category wise count and revenue.

MONTHLY/DAILY FEE STATEMENT

Project Highway: National Highway NH-48

Day/Month: 15-Mar-2025

Sr. No.	Name of Toll Plaza Location	Chainage
National Highway NH-48 (from Km. 20+400 to 131+200)		
1	Shilphata	103+350

Type of Vehicle	For corresponding day/month of previous year 15-Mar-2024		For preceding day/month 14-Mar-2025		For the day/month reported upon 15-Mar-2025		
	No. of Vehicles	Fee collected (in lakh Rs.)	No. of Vehicles	Fee collected (in lakh Rs.)	Fee per Vehicle (in Rs.)	No. of Vehicles	Fee collected (in lakh Rs.)
1	2	3	4	5	6	7	8
A-Car (Note-7)	6144	367050	6274	369793	Note-1	7977	471662
B-LCV	972	93875	454	40932		801	76735
C-Bus	2452	452855	1404	247190		2216	417257
D-Truck	0	0	0	0		0	0
E-Three-axle vehicle	0	0	0	0		0	0
F-Multi-axle Truck	4839	1834312	2876	1044299		3746	1404611
G-Oversized vehicle	0	0	0	0	0	0	
FASTag Debit Adjustment/ Chargeback Received from Bank (Net) (Note-5)	0	1537	0	0	Note-5	0	0
H- Total	14407	2749629	11008	1702215		14740	2370264

Day/Month wise Opening Balance of Toll Collection & Traffic

Day	15
Month	3
Year	2025
Toll Depositing Bank	State Bank Of India
Bank Account No.	39177623786

Transaction Type	Car/Jeep Count	Total Car/ Jeep Amount (in Rs.)	Bus/Truck Count	Total Bus / Truck Amount (in Rs.)	LCV Count	Total LCV Amount (in Rs.)	MAV (Multi Axle Vehicle Count)	Total MAV (Multi Axle Vehicle) Amount (in Rs.)	Three Axle Count	Three Axle Count Amount (in Rs.)	FASTag Debit Adjustment/ Chargeback Received from Bank (Net)
1	2	3	4	5	8	9	10	11	12	13	Note-5
Single Journey	4885	224076	1625	268346	572	47618	3352	1191066	0	0	0
Monthly Pass Sales	1	1408	0	0	0	0	0	0	0	0	0
Daily Pass Sales	1885	132815	552	136041	208	25631	368	195085	0	0	0
Local Pass Sales	0	0	0	0	0	0	0	0	0	0	0
Return Pass Sales	0	0	0	0	0	0	0	0	0	0	0
Double User Fee (FASTag Lane Violation) (Note-6)	1206	113364	39	12870	21	3486	26	18460	0	0	0

Total Non-Tollable Traffic Count Entry Details (Note-2)					
Transaction Type	Car/Jeep Count	Bus/Truck Count	LCV Count	MAV (Multi Axle Vehicle Count)	Three Axle Count
1	2	3	5	6	7
Reuse & Exit	2351	616	238	384	0
Exemption & Violation	4863	204	94	95	0



Notes

1. Fee for Fastag vehicles passing two toll plazas, is collected at two plazas in few cases and therefore section wise traffic details will not be available at one plaza for same.
2. All Non-tollable traffic could not be recorded/reported due to unavailability of adequate Lanes & systems. Non-Tollable count includes Reuse of daily/return/monthly pass, exit trips, exemption and violations.
3. Reporting (FASTag/Cash/Card) - 12:00:00 AM to 11:59:59 PM.
4. Fastag Collection is net of Acquiring Bank Charges
5. FASTag Debit Adjustment/Chargeback Received from Bank (Net)
6. Double user fee (from cash vehicles entering dedicated Fastag lane) collected from vehicles are reported separately (count and revenue). These are included in vehicle category wise count and revenue.

MONTHLY/DAILY FEE STATEMENT

Project Highway: National Highway NH-48

Day/Month: 16-Mar-2025

Sr. No.	Name of Toll Plaza Location	Chainage
National Highway NH-48 (from Km. 20+400 to 131+200)		
1	Shilphata	103+350

Type of Vehicle	For corresponding day/month of previous year 16-Mar-2024		For preceding day/month 15-Mar-2025		For the day/month reported upon 16-Mar-2025		
	No. of Vehicles	Fee collected (in lakh Rs.)	No. of Vehicles	Fee collected (in lakh Rs.)	Fee per Vehicle (in Rs.)	No. of Vehicles	Fee collected (in lakh Rs.)
1	2	3	4	5	6	7	8
A –Car (Note-7)	7368	445846	7977	471662	Note-1	9535	564839
B –LCV	1025	100470	801	76735		680	64893
C- Bus	2542	469992	2216	417257		1827	335598
D –Truck	0	0	0	0		0	0
E -Three-axle vehicle	0	0	0	0		0	0
F -Multi-axle Truck	5193	1965721	3746	1404611		3636	1349635
G -Oversized vehicle	0	0	0	0	0	0	
FASTag Debit Adjustment/ Chargeback Received from Bank (Net) (Note-5)	0	0	0	0	Note-5	0	0
H- Total	16128	2982030	14740	2370264		15678	2314964

Day/Month wise Opening Balance of Toll Collection & Traffic

Day	16
Month	3
Year	2025
Toll Depositing Bank	State Bank Of India
Bank Account No.	39177623786

Transaction Type	Car/Jeep Count	Total Car/ Jeep Amount (in Rs.)	Bus/Truck Count	Total Bus / Truck Amount (in Rs.)	LCV Count	Total LCV Amount (in Rs.)	MAV (Multi Axle Vehicle Count)	Total MAV (Multi Axle Vehicle) Amount (in Rs.)	Three Axle Count	Three Axle Count Amount (in Rs.)	FASTag Debit Adjustment/ Chargeback Received from Bank (Net)
1	2	3	4	5	8	9	10	11	12	13	Note-5
Single Journey	5925	275663	1442	238511	491	40975	3317	1177828	0	0	0
Monthly Pass Sales	0	0	0	0	0	0	0	0	0	0	0
Daily Pass Sales	2131	150149	359	88507	172	21095	302	159737	0	0	0
Local Pass Sales	0	0	0	0	0	0	0	0	0	0	0
Return Pass Sales	0	0	0	0	0	0	0	0	0	0	0
Double User Fee (FASTag Lane Violation) (Note-6)	1479	139026	26	8580	17	2822	17	12070	0	0	0

Total Non-Tollable Traffic Count Entry Details (Note-2)					
Transaction Type	Car/Jeep Count	Bus/Truck Count	LCV Count	MAV (Multi Axle Vehicle Count)	Three Axle Count
1	2	3	5	6	7
Reuse & Exit	2552	413	209	314	0
Exemption & Violation	5790	202	76	133	0

Notes

1. Fee for Fastag vehicles passing two toll plazas, is collected at two plazas in few cases and therefore section wise traffic details will not be available at one plaza for same.
2. All Non-tollable traffic could not be recorded/reported due to unavailability of adequate Lanes & systems. Non-Tollable count includes Reuse of daily/return/monthly pass, exit trips, exemption and violations.
3. Reporting (FASTag/Cash/Card) - 12:00:00 AM to 11:59:59 PM.
4. Fastag Collection is net of Acquiring Bank Charges
5. FASTag Debit Adjustment/Chargeback Received from Bank (Net)
6. Double user fee (from cash vehicles entering dedicated Fastag lane) collected from vehicles are reported separately (count and revenue). These are included in vehicle category wise count and revenue.



MONTHLY/DAILY FEE STATEMENT

Project Highway: National Highway NH-48

Day/Month: 17-Mar-2025

Sr. No.	Name of Toll Plaza Location	Chainage
National Highway NH-48 (from Km. 20+400 to 131+200)		
1	Shilphata	103+350

Type of Vehicle	For corresponding day/month of previous year 17-Mar-2024		For preceding day/month 16-Mar-2025		For the day/month reported upon 17-Mar-2025		
	No. of Vehicles	Fee collected (in lakh Rs.)	No. of Vehicles	Fee collected (in lakh Rs.)	Fee per Vehicle (in Rs.)	No. of Vehicles	Fee collected (in lakh Rs.)
1	2	3	4	5	6	7	8
A –Car (Note-7)	7225	442629	9535	564839	Note-1	8001	472691
B –LCV	729	68574	680	64893		812	78515
C- Bus	2066	377526	1827	335598		2451	462765
D –Truck	0	0	0	0		0	0
E -Three-axle vehicle	0	0	0	0		0	0
F -Multi-axle Truck	4654	1724151	3636	1349635		4289	1610279
G -Oversized vehicle	0	0	0	0	0	0	
FASTag Debit Adjustment/ Chargeback Received from Bank (Net) (Note-5)	0	2487	0	0	Note-5	0	1249
H- Total	14674	2615367	15678	2314964		15553	2625499

Day/Month wise Opening Balance of Toll Collection & Traffic

Day	17
Month	3
Year	2025
Toll Depositing Bank	State Bank Of India
Bank Account No.	39177623786

Transaction Type	Car/Jeep Count	Total Car/ Jeep Amount (in Rs.)	Bus/Truck Count	Total Bus / Truck Amount (in Rs.)	LCV Count	Total LCV Amount (in Rs.)	MAV (Multi Axle Vehicle Count)	Total MAV (Multi Axle Vehicle) Amount (in Rs.)	Three Axle Count	Three Axle Count Amount (in Rs.)	FASTag Debit Adjustment/ Chargeback Received from Bank (Net)
1	2	3	4	5	8	9	10	11	12	13	Note-5
Single Journey	4905	224758	1803	298130	564	47037	3801	1348454	0	0	1249
Monthly Pass Sales	1	359	0	0	0	0	0	0	0	0	0
Daily Pass Sales	1839	129510	582	142855	226	27826	467	246915	0	0	0
Local Pass Sales	0	0	0	0	0	0	0	0	0	0	0
Return Pass Sales	0	0	0	0	0	0	0	0	0	0	0
Double User Fee (FASTag Lane Violation) (Note-6)	1256	118064	66	21780	22	3652	21	14910	0	0	0

Total Non-Tollable Traffic Count Entry Details (Note-2)					
Transaction Type	Car/Jeep Count	Bus/Truck Count	LCV Count	MAV (Multi Axle Vehicle Count)	Three Axle Count
1	2	3	5	6	7
Reuse & Exit	2379	635	279	492	0
Exemption & Violation	4522	244	83	147	0



Notes

1. Fee for Fastag vehicles passing two toll plazas, is collected at two plazas in few cases and therefore section wise traffic details will not be available at one plaza for same.
2. All Non-tollable traffic could not be recorded/reported due to unavailability of adequate Lanes & systems. Non-Tollable count includes Reuse of daily/return/monthly pass, exit trips, exemption and violations.
3. Reporting (FASTag/Cash/Card) - 12:00:00 AM to 11:59:59 PM.
4. Fastag Collection is net of Acquiring Bank Charges
5. FASTag Debit Adjustment/Chargeback Received from Bank (Net)
6. Double user fee (from cash vehicles entering dedicated Fastag lane) collected from vehicles are reported separately (count and revenue). These are included in vehicle category wise count and revenue.

MONTHLY/DAILY FEE STATEMENT

Project Highway: National Highway NH-48

Day/Month: 18-Mar-2025

Sr. No.	Name of Toll Plaza Location	Chainage
National Highway NH-48 (from Km. 20+400 to 131+200)		
1	Shilphata	103+350

Type of Vehicle	For corresponding day/month of previous year 18-Mar-2024		For preceding day/month 17-Mar-2025		For the day/month reported upon 18-Mar-2025		
	No. of Vehicles	Fee collected (in lakh Rs.)	No. of Vehicles	Fee collected (in lakh Rs.)	Fee per Vehicle (in Rs.)	No. of Vehicles	Fee collected (in lakh Rs.)
1	2	3	4	5	6	7	8
A-Car (Note-7)	6418	386894	8001	472691	Note-1	7463	444272
B-LCV	935	90812	812	78515		910	88826
C-Bus	2483	463926	2451	462765		2632	492967
D-Truck	0	0	0	0		0	0
E-Three-axle vehicle	0	0	0	0		0	0
F-Multi-axle Truck	4508	1693477	4289	1610279		4843	1824755
G-Oversized vehicle	0	0	0	0		0	0
FASTag Debit Adjustment/ Chargeback Received from Bank (Net) (Note-5)	0	0	0	1249	Note-5	0	630
H- Total	14344	2635109	15553	2625499		15848	2851450

Day/Month wise Opening Balance of Toll Collection & Traffic

Day	18
Month	3
Year	2025
Toll Depositing Bank	0
Bank Account No.	39177623786

Transaction Type	Car/Jeep Count	Total Car/ Jeep Amount (in Rs.)	Bus/Truck Count	Total Bus / Truck Amount (in Rs.)	LCV Count	Total LCV Amount (in Rs.)	MAV (Multi Axle Vehicle Count)	Total MAV (Multi Axle Vehicle) Amount (in Rs.)	Three Axle Count	Three Axle Count Amount (in Rs.)	FASTag Debit Adjustment/ Chargeback Received from Bank (Net)
1	2	3	4	5	8	9	10	11	12	13	Note-5
Single Journey	4393	199821	1984	327722	611	51030	4264	1511353	0	0	630
Monthly Pass Sales	0	0	0	0	0	0	0	0	0	0	0
Daily Pass Sales	1873	132003	586	144785	276	33979	543	287842	0	0	0
Local Pass Sales	0	0	0	0	0	0	0	0	0	0	0
Return Pass Sales	0	0	0	0	0	0	0	0	0	0	0
Double User Fee (FASTag Lane Violation) (Note-6)	1197	112448	62	20460	23	3818	36	25560	0	0	0

Total Non-Tollable Traffic Count Entry Details (Note-2)					
Transaction Type	Car/Jeep Count	Bus/Truck Count	LCV Count	MAV (Multi Axle Vehicle Count)	Three Axle Count
1	2	3	5	6	7
Reuse & Exit	2445	675	333	580	0
Exemption & Violation	4411	273	113	157	0



Notes

1. Fee for Fastag vehicles passing two toll plazas, is collected at two plazas in few cases and therefore section wise traffic details will not be available at one plaza for same.
2. All Non-tollable traffic could not be recorded/reported due to unavailability of adequate Lanes & systems. Non-Tollable count includes Reuse of daily/return/monthly pass, exit trips, exemption and violations.
3. Reporting (FASTag/Cash/Card) - 12:00:00 AM to 11:59:59 PM.
4. Fastag Collection is net of Acquiring Bank Charges
5. FASTag Debit Adjustment/Chargeback Received from Bank (Net)
6. Double user fee (from cash vehicles entering dedicated Fastag lane) collected from vehicles are reported separately (count and revenue). These are included in vehicle category wise count and revenue.

MONTHLY/DAILY FEE STATEMENT

Project Highway: National Highway NH-48

Day/Month: 19-Mar-2025

Sr. No.	Name of Toll Plaza Location	Chainage
National Highway NH-48 (from Km. 20+400 to 131+200)		
1	Shilphata	103+350

Type of Vehicle	For corresponding day/month of previous year 19-Mar-2024		For preceding day/month 18-Mar-2025		For the day/month reported upon 19-Mar-2025		
	No. of Vehicles	Fee collected (in lakh Rs.)	No. of Vehicles	Fee collected (in lakh Rs.)	Fee per Vehicle (in Rs.)	No. of Vehicles	Fee collected (in lakh Rs.)
1	2	3	4	5	6	7	8
A-Car (Note-7)	5922	356803	7463	444272	Note-1	7261	431162
B-LCV	995	94121	910	88826		976	94225
C-Bus	2537	473323	2632	492967		2705	511348
D-Truck	0	0	0	0		0	0
E-Three-axle vehicle	0	0	0	0		0	0
F-Multi-axle Truck	5121	1941433	4843	1824755		5021	1887944
G-Oversized vehicle	0	0	0	0		0	0
FASTag Debit Adjustment/ Chargeback Received from Bank (Net) (Note-5)	0	2905	0	630	Note-5	0	494
H- Total	14575	2868585	15848	2851450		15963	2925174

Day/Month wise Opening Balance of Toll Collection & Traffic

Day	19
Month	3
Year	2025
Toll Depositing Bank	State Bank Of India
Bank Account No.	39177623786

Transaction Type	Car/Jeep Count	Total Car/ Jeep Amount (in Rs.)	Bus/Truck Count	Total Bus / Truck Amount (in Rs.)	LCV Count	Total LCV Amount (in Rs.)	MAV (Multi Axle Vehicle Count)	Total MAV (Multi Axle Vehicle) Amount (in Rs.)	Three Axle Count	Three Axle Count Amount (in Rs.)	FASTag Debit Adjustment/ Chargeback Received from Bank (Net)
1	2	3	4	5	8	9	10	11	12	13	Note-5
Single Journey	4322	197164	1989	329012	679	56427	4446	1577918	0	0	494
Monthly Pass Sales	1	359	0	0	0	0	0	0	0	0	0
Daily Pass Sales	1808	127418	638	156596	268	32984	546	289437	0	0	0
Local Pass Sales	0	0	0	0	0	0	0	0	0	0	0
Return Pass Sales	0	0	0	0	0	0	0	0	0	0	0
Double User Fee (FASTag Lane Violation) (Note-6)	1130	106220	78	25740	29	4814	29	20590	0	0	0

Total Non-Tollable Traffic Count Entry Details (Note-2)					
Transaction Type	Car/Jeep Count	Bus/Truck Count	LCV Count	MAV (Multi Axle Vehicle Count)	Three Axle Count
1	2	3	5	6	7
Reuse & Exit	2398	692	325	580	0
Exemption & Violation	4559	284	115	177	0

Notes

- Fee for Fastag vehicles passing two toll plazas, is collected at two plazas in few cases and therefore section wise traffic details will not be available at one plaza for same.
- All Non-tollable traffic could not be recorded/reported due to unavailability of adequate Lanes & systems. Non-Tollable count includes Reuse of daily/return/monthly pass, exit trips, exemption and violations.
- Reporting (FASTag/Cash/Card) - 12:00:00 AM to 11:59:59 PM.
- Fastag Collection is net of Acquiring Bank Charges
- FASTag Debit Adjustment/Chargeback Received from Bank (Net)
- Double user fee (from cash vehicles entering dedicated Fastag lane) collected from vehicles are reported separately (count and revenue). These are included in vehicle category wise count and revenue.



MONTHLY/DAILY FEE STATEMENT

Project Highway: National Highway NH-48

Day/Month: 20-Mar-2025

Sr. No.	Name of Toll Plaza Location	Chainage
National Highway NH-48 (from Km. 20+400 to 131+200)		
1	Shilphata	103+350

Type of Vehicle	For corresponding day/month of previous year 20-Mar-2024		For preceding day/month 19-Mar-2025		For the day/month reported upon 20-Mar-2025		
	No. of Vehicles	Fee collected (in lakh Rs.)	No. of Vehicles	Fee collected (in lakh Rs.)	Fee per Vehicle (in Rs.)	No. of Vehicles	Fee collected (in lakh Rs.)
1	2	3	4	5	6	7	8
A-Car (Note-7)	6192	371361	7261	431162	Note-1	7383	441008
B-LCV	1091	103867	976	94225		976	96233
C-Bus	2721	508509	2705	511348		2734	512049
D-Truck	0	0	0	0		0	0
E-Three-axle vehicle	0	0	0	0		0	0
F-Multi-axle Truck	4969	1864743	5021	1887944		4995	1871308
G-Oversized vehicle	0	0	0	0		0	0
FASTag Debit Adjustment/ Chargeback Received from Bank (Net) (Note-5)	0	954	0	494	Note-5	0	0
H- Total	14973	2849435	15963	2925174		16088	2920598

Day/Month wise Opening Balance of Toll Collection & Traffic

Day	20
Month	3
Year	2025
Toll Depositing Bank	State Bank Of India
Bank Account No.	39177623786

Transaction Type	Car/Jeep Count	Total Car/ Jeep Amount (in Rs.)	Bus/Truck Count	Total Bus / Truck Amount (in Rs.)	LCV Count	Total LCV Amount (in Rs.)	MAV (Multi Axle Vehicle Count)	Total MAV (Multi Axle Vehicle) Amount (in Rs.)	Three Axle Count	Three Axle Count Amount (in Rs.)	FASTag Debit Adjustment/ Chargeback Received from Bank (Net)
1	2	3	4	5	8	9	10	11	12	13	Note-5
Single Journey	4342	197915	2053	339452	645	53750	4453	1580335	0	0	0
Monthly Pass Sales	0	0	0	0	0	0	0	0	0	0	0
Daily Pass Sales	1819	128225	619	152137	293	36175	520	275353	0	0	0
Local Pass Sales	0	0	0	0	0	0	0	0	0	0	0
Return Pass Sales	0	0	0	0	0	0	0	0	0	0	0
Double User Fee (FASTag Lane Violation) (Note-6)	1222	114868	62	20460	38	6308	22	15620	0	0	0

Total Non-Tollable Traffic Count Entry Details (Note-2)					
Transaction Type	Car/Jeep Count	Bus/Truck Count	LCV Count	MAV (Multi Axle Vehicle Count)	Three Axle Count
1	2	3	5	6	7
Reuse & Exit	2392	693	368	566	0
Exemption & Violation	4297	292	124	131	0

Notes

1. Fee for Fastag vehicles passing two toll plazas, is collected at two plazas in few cases and therefore section wise traffic details will not be available at one plaza for same.
2. All Non-tollable traffic could not be recorded/reported due to unavailability of adequate Lanes & systems. Non-Tollable count includes Reuse of daily/return/monthly pass, exit trips, exemption and violations.
3. Reporting (FASTag/Cash/Card) - 12:00:00 AM to 11:59:59 PM.
4. Fastag Collection is net of Acquiring Bank Charges
5. FASTag Debit Adjustment/Chargeback Received from Bank (Net)
6. Double user fee (from cash vehicles entering dedicated Fastag lane) collected from vehicles are reported separately (count and revenue). These are included in vehicle category wise count and revenue.



MONTHLY/DAILY FEE STATEMENT

Project Highway: National Highway NH-48

Day/Month: 21-Mar-2025

Sr. No.	Name of Toll Plaza Location	Chainage
National Highway NH-48 (from Km. 20+400 to 131+200)		
1	Shilphata	103+350

Type of Vehicle	For corresponding day/month of previous year 21-Mar-2024		For preceding day/month 20-Mar-2025		For the day/month reported upon 21-Mar-2025		
	No. of Vehicles	Fee collected (in lakh Rs.)	No. of Vehicles	Fee collected (in lakh Rs.)	Fee per Vehicle (in Rs.)	No. of Vehicles	Fee collected (in lakh Rs.)
1	2	3	4	5	6	7	8
A –Car (Note-7)	6059	363837	7383	441008	Note-1	7864	465430
B –LCV	1065	102374	976	96233		962	93805
C- Bus	2724	508187	2734	512049		2749	511496
D –Truck	0	0	0	0		0	0
E -Three-axle vehicle	0	0	0	0		0	0
F -Multi-axle Truck	5275	1987261	4995	1871308		4962	1866986
G -Oversized vehicle	0	0	0	0		0	0
FASTag Debit Adjustment/ Chargeback Received from Bank (Net) (Note-5)	0	1266	0	0	Note-5	0	474
H- Total	15123	2962925	16088	2920598		16537	2938192

Day/Month wise Opening Balance of Toll Collection & Traffic

Day	21
Month	3
Year	2025
Toll Depositing Bank	State Bank Of India
Bank Account No.	39177623786

Transaction Type	Car/Jeep Count	Total Car/ Jeep Amount (in Rs.)	Bus/Truck Count	Total Bus / Truck Amount (in Rs.)	LCV Count	Total LCV Amount (in Rs.)	MAV (Multi Axle Vehicle Count)	Total MAV (Multi Axle Vehicle) Amount (in Rs.)	Three Axle Count	Three Axle Count Amount (in Rs.)	FASTag Debit Adjustment/ Chargeback Received from Bank (Net)
1	2	3	4	5	8	9	10	11	12	13	Note-5
Single Journey	4831	221664	2119	350126	661	54992	4395	1559605	0	0	474
Monthly Pass Sales	0	0	0	0	0	0	0	0	0	0	0
Daily Pass Sales	1761	124268	555	136620	266	33004	529	280401	0	0	0
Local Pass Sales	0	0	0	0	0	0	0	0	0	0	0
Return Pass Sales	0	0	0	0	0	0	0	0	0	0	0
Double User Fee (FASTag Lane Violation) (Note-6)	1272	119498	75	24750	35	5810	38	26980	0	0	0

Total Non-Tollable Traffic Count Entry Details (Note-2)					
Transaction Type	Car/Jeep Count	Bus/Truck Count	LCV Count	MAV (Multi Axle Vehicle Count)	Three Axle Count
1	2	3	5	6	7
Reuse & Exit	2265	629	318	560	0
Exemption & Violation	4548	290	123	174	0



Notes

1. Fee for Fastag vehicles passing two toll plazas, is collected at two plazas in few cases and therefore section wise traffic details will not be available at one plaza for same.
2. All Non-tollable traffic could not be recorded/reported due to unavailability of adequate Lanes & systems. Non-Tollable count includes Reuse of daily/return/monthly pass, exit trips, exemption and violations.
3. Reporting (FASTag/Cash/Card) - 12:00:00 AM to 11:59:59 PM.
4. Fastag Collection is net of Acquiring Bank Charges
5. FASTag Debit Adjustment/Chargeback Received from Bank (Net)
6. Double user fee (from cash vehicles entering dedicated Fastag lane) collected from vehicles are reported separately (count and revenue). These are included in vehicle category wise count and revenue.

MONTHLY/DAILY FEE STATEMENT

Project Highway: National Highway NH-48

Day/Month: 22-Mar-2025

Sr. No.	Name of Toll Plaza Location	Chainage
National Highway NH-48 (from Km. 20+400 to 131+200)		
1	Shilphata	103+350

Type of Vehicle	For corresponding day/month of previous year 22-Mar-2024		For preceding day/month 21-Mar-2025		For the day/month reported upon 22-Mar-2025		
	No. of Vehicles	Fee collected (in lakh Rs.)	No. of Vehicles	Fee collected (in lakh Rs.)	Fee per Vehicle (in Rs.)	No. of Vehicles	Fee collected (in lakh Rs.)
1	2	3	4	5	6	7	8
A –Car (Note-7)	6592	392980	7864	465430	Note-1	8404	496960
B –LCV	1035	98969	962	93805		998	97014
C- Bus	2695	496713	2749	511496		2688	502839
D –Truck	0	0	0	0		0	0
E -Three-axle vehicle	0	0	0	0		0	0
F -Multi-axle Truck	5094	1923661	4962	1866986		5183	1949088
G -Oversized vehicle	0	0	0	0		0	0
FASTag Debit Adjustment/ Chargeback Received from Bank (Net) (Note-5)	0	2387	0	474	Note-5	0	940
H- Total	15416	2914711	16537	2938192		17273	3046842

Day/Month wise Opening Balance of Toll Collection & Traffic

Day	22
Month	3
Year	2025
Toll Depositing Bank	State Bank Of India
Bank Account No.	39177623786

Transaction Type	Car/Jeep Count	Total Car/ Jeep Amount (in Rs.)	Bus/Truck Count	Total Bus / Truck Amount (in Rs.)	LCV Count	Total LCV Amount (in Rs.)	MAV (Multi Axle Vehicle Count)	Total MAV (Multi Axle Vehicle) Amount (in Rs.)	Three Axle Count	Three Axle Count Amount (in Rs.)	FASTag Debit Adjustment/ Chargeback Received from Bank (Net)
1	2	3	4	5	8	9	10	11	12	13	Note-5
Single Journey	5202	239335	2016	333047	700	58571	4582	1625049	0	0	940
Monthly Pass Sales	0	0	0	0	0	0	0	0	0	0	0
Daily Pass Sales	1845	130067	617	151642	257	31637	565	298479	0	0	0
Local Pass Sales	0	0	0	0	0	0	0	0	0	0	0
Return Pass Sales	0	0	0	0	0	0	0	0	0	0	0
Double User Fee (FASTag Lane Violation) (Note-6)	1357	127558	55	18150	41	6806	36	25560	0	0	0

Total Non-Tollable Traffic Count Entry Details (Note-2)					
Transaction Type	Car/Jeep Count	Bus/Truck Count	LCV Count	MAV (Multi Axle Vehicle Count)	Three Axle Count
1	2	3	5	6	7
Reuse & Exit	2376	690	318	596	0
Exemption & Violation	4434	277	105	188	0



Notes

1. Fee for Fastag vehicles passing two toll plazas, is collected at two plazas in few cases and therefore section wise traffic details will not be available at one plaza for same.
2. All Non-tollable traffic could not be recorded/reported due to unavailability of adequate Lanes & systems. Non-Tollable count includes Reuse of daily/return/monthly pass, exit trips, exemption and violations.
3. Reporting (FASTag/Cash/Card) - 12:00:00 AM to 11:59:59 PM.
4. Fastag Collection is net of Acquiring Bank Charges
5. FASTag Debit Adjustment/Chargeback Received from Bank (Net)
6. Double user fee (from cash vehicles entering dedicated Fastag lane) collected from vehicles are reported separately (count and revenue). These are included in vehicle category wise count and revenue.

MONTHLY/DAILY FEE STATEMENT

Project Highway: National Highway NH-48

Day/Month: 23-Mar-2025

Sr. No.	Name of Toll Plaza Location	Chainage
National Highway NH-48 (from Km. 20+400 to 131+200)		
1	Shilphata	103+350

Type of Vehicle	For corresponding day/month of previous year 23-Mar-2024		For preceding day/month 22-Mar-2025		For the day/month reported upon 23-Mar-2025		
	No. of Vehicles	Fee collected (in lakh Rs.)	No. of Vehicles	Fee collected (in lakh Rs.)	Fee per Vehicle (in Rs.)	No. of Vehicles	Fee collected (in lakh Rs.)
1	2	3	4	5	6	7	8
A –Car (Note-7)	8002	471789	8404	496960	Note-1	8205	495061
B –LCV	979	95384	998	97014		746	69491
C- Bus	2733	508195	2688	502839		2152	395734
D –Truck	0	0	0	0		0	0
E -Three-axle vehicle	0	0	0	0		0	0
F -Multi-axle Truck	5283	2000169	5183	1949088		4543	1686369
G -Oversized vehicle	0	0	0	0	0	0	
FASTag Debit Adjustment/ Chargeback Received from Bank (Net) (Note-5)	0	1642	0	940	Note-5	0	0
H- Total	16997	3077179	17273	3046842		15646	2646655

Day/Month wise Opening Balance of Toll Collection & Traffic

Day	23
Month	3
Year	2025
Toll Depositing Bank	State Bank Of India
Bank Account No.	39177623786

Transaction Type	Car/Jeep Count	Total Car/ Jeep Amount (in Rs.)	Bus/Truck Count	Total Bus / Truck Amount (in Rs.)	LCV Count	Total LCV Amount (in Rs.)	MAV (Multi Axle Vehicle Count)	Total MAV (Multi Axle Vehicle) Amount (in Rs.)	Three Axle Count	Three Axle Count Amount (in Rs.)	FASTag Debit Adjustment/ Chargeback Received from Bank (Net)
1	2	3	4	5	8	9	10	11	12	13	Note-5
Single Journey	4852	224819	1704	281193	567	47108	4152	1475034	0	0	0
Monthly Pass Sales	0	0	0	0	0	0	0	0	0	0	0
Daily Pass Sales	1920	135323	395	97051	168	20556	364	192165	0	0	0
Local Pass Sales	0	0	0	0	0	0	0	0	0	0	0
Return Pass Sales	0	0	0	0	0	0	0	0	0	0	0
Double User Fee (FASTag Lane Violation) (Note-6)	1433	134920	53	17490	11	1826	27	19170	0	0	0

Total Non-Tollable Traffic Count Entry Details (Note-2)					
Transaction Type	Car/Jeep Count	Bus/Truck Count	LCV Count	MAV (Multi Axle Vehicle Count)	Three Axle Count
1	2	3	5	6	7
Reuse & Exit	2364	453	198	395	0
Exemption & Violation	5052	207	58	158	0



Notes

1. Fee for Fastag vehicles passing two toll plazas, is collected at two plazas in few cases and therefore section wise traffic details will not be available at one plaza for same.
2. All Non-tollable traffic could not be recorded/reported due to unavailability of adequate Lanes & systems. Non-Tollable count includes Reuse of daily/return/monthly pass, exit trips, exemption and violations.
3. Reporting (FASTag/Cash/Card) - 12:00:00 AM to 11:59:59 PM.
4. Fastag Collection is net of Acquiring Bank Charges
5. FASTag Debit Adjustment/Chargeback Received from Bank (Net)
6. Double user fee (from cash vehicles entering dedicated Fastag lane) collected from vehicles are reported separately (count and revenue). These are included in vehicle category wise count and revenue.

MONTHLY/DAILY FEE STATEMENT

Project Highway: National Highway NH-48

Day/Month: 24-Mar-2025

Sr. No.	Name of Toll Plaza Location	Chainage
National Highway NH-48 (from Km. 20+400 to 131+200)		
1	Shilphata	103+350

Type of Vehicle	For corresponding day/month of previous year 24-Mar-2024		For preceding day/month 23-Mar-2025		For the day/month reported upon 24-Mar-2025		
	No. of Vehicles	Fee collected (in lakh Rs.)	No. of Vehicles	Fee collected (in lakh Rs.)	Fee per Vehicle (in Rs.)	No. of Vehicles	Fee collected (in lakh Rs.)
1	2	3	4	5	6	7	8
A-Car (Note-7)	7473	449962	8205	495061	Note-1	7597	449866
B-LCV	823	77748	746	69491		930	90012
C-Bus	2188	399225	2152	395734		2607	486211
D-Truck	0	0	0	0		0	0
E-Three-axle vehicle	0	0	0	0		0	0
F-Multi-axle Truck	4470	1666254	4543	1686369		4647	1742866
G-Oversized vehicle	0	0	0	0		0	0
FASTag Debit Adjustment/ Chargeback Received from Bank (Net) (Note-5)	0	0	0	0	Note-5	0	1646
H- Total	14954	2593188	15646	2646655		15781	2770600

Day/Month wise Opening Balance of Toll Collection & Traffic

Day	24
Month	3
Year	2025
Toll Depositing Bank	State Bank Of India
Bank Account No.	39177623786

Transaction Type	Car/Jeep Count	Total Car/ Jeep Amount (in Rs.)	Bus/Truck Count	Total Bus / Truck Amount (in Rs.)	LCV Count	Total LCV Amount (in Rs.)	MAV (Multi Axle Vehicle Count)	Total MAV (Multi Axle Vehicle) Amount (in Rs.)	Three Axle Count	Three Axle Count Amount (in Rs.)	FASTag Debit Adjustment/ Chargeback Received from Bank (Net)
1	2	3	4	5	8	9	10	11	12	13	Note-5
Single Journey	4614	210989	1965	324875	643	53416	4135	1467829	0	0	1646
Monthly Pass Sales	1	1408	0	0	0	0	0	0	0	0	0
Daily Pass Sales	1819	128147	598	146816	263	32611	484	255157	0	0	0
Local Pass Sales	0	0	0	0	0	0	0	0	0	0	0
Return Pass Sales	0	0	0	0	0	0	0	0	0	0	0
Double User Fee (FASTag Lane Violation) (Note-6)	1163	109322	44	14520	24	3984	28	19880	0	0	0

Total Non-Tollable Traffic Count Entry Details (Note-2)					
Transaction Type	Car/Jeep Count	Bus/Truck Count	LCV Count	MAV (Multi Axle Vehicle Count)	Three Axle Count
1	2	3	5	6	7
Reuse & Exit	2333	670	330	510	0
Exemption & Violation	4385	282	97	155	0



Notes

1. Fee for Fastag vehicles passing two toll plazas, is collected at two plazas in few cases and therefore section wise traffic details will not be available at one plaza for same.
2. All Non-tollable traffic could not be recorded/reported due to unavailability of adequate Lanes & systems. Non-Tollable count includes Reuse of daily/return/monthly pass, exit trips, exemption and violations.
3. Reporting (FASTag/Cash/Card) - 12:00:00 AM to 11:59:59 PM.
4. Fastag Collection is net of Acquiring Bank Charges
5. FASTag Debit Adjustment/Chargeback Received from Bank (Net)
6. Double user fee (from cash vehicles entering dedicated Fastag lane) collected from vehicles are reported separately (count and revenue). These are included in vehicle category wise count and revenue.

MONTHLY/DAILY FEE STATEMENT

Project Highway: National Highway NH-48

Day/Month: 25-Mar-2025

Sr. No.	Name of Toll Plaza Location	Chainage
National Highway NH-48 (from Km. 20+400 to 131+200)		
1	Shilphata	103+350

Type of Vehicle	For corresponding day/month of previous year 25-Mar-2024		For preceding day/month 24-Mar-2025		For the day/month reported upon 25-Mar-2025		
	No. of Vehicles	Fee collected (in lakh Rs.)	No. of Vehicles	Fee collected (in lakh Rs.)	Fee per Vehicle (in Rs.)	No. of Vehicles	Fee collected (in lakh Rs.)
1	2	3	4	5	6	7	8
A –Car (Note-7)	5556	328856	7597	449866	Note-1	7051	419120
B –LCV	384	35060	930	90012		1002	98248
C- Bus	1123	200767	2607	486211		2765	514812
D –Truck	0	0	0	0		0	0
E -Three-axle vehicle	0	0	0	0		0	0
F -Multi-axle Truck	2278	821676	4647	1742866		5016	1880962
G -Oversized vehicle	0	0	0	0		0	0
FASTag Debit Adjustment/ Chargeback Received from Bank (Net) (Note-5)	0	0	0	1646	Note-5	0	535
H- Total	9341	1386359	15781	2770600		15834	2913677

Day/Month wise Opening Balance of Toll Collection & Traffic

Day	25
Month	3
Year	2025
Toll Depositing Bank	State Bank Of India
Bank Account No.	39177623786

Transaction Type	Car/Jeep Count	Total Car/ Jeep Amount (in Rs.)	Bus/Truck Count	Total Bus / Truck Amount (in Rs.)	LCV Count	Total LCV Amount (in Rs.)	MAV (Multi Axle Vehicle Count)	Total MAV (Multi Axle Vehicle) Amount (in Rs.)	Three Axle Count	Three Axle Count Amount (in Rs.)	FASTag Debit Adjustment/ Chargeback Received from Bank (Net)
1	2	3	4	5	8	9	10	11	12	13	Note-5
Single Journey	4130	187764	2113	349605	683	56885	4484	1592629	0	0	535
Monthly Pass Sales	1	359	0	0	0	0	0	0	0	0	0
Daily Pass Sales	1852	130604	599	147717	279	34722	495	262064	0	0	0
Local Pass Sales	0	0	0	0	0	0	0	0	0	0	0
Return Pass Sales	0	0	0	0	0	0	0	0	0	0	0
Double User Fee (FASTag Lane Violation) (Note-6)	1068	100392	53	17490	40	6640	37	26270	0	0	0

Total Non-Tollable Traffic Count Entry Details (Note-2)					
Transaction Type	Car/Jeep Count	Bus/Truck Count	LCV Count	MAV (Multi Axle Vehicle Count)	Three Axle Count
1	2	3	5	6	7
Reuse & Exit	2414	675	346	507	0
Exemption & Violation	4098	293	118	160	0



Notes

1. Fee for Fastag vehicles passing two toll plazas, is collected at two plazas in few cases and therefore section wise traffic details will not be available at one plaza for same.
2. All Non-tollable traffic could not be recorded/reported due to unavailability of adequate Lanes & systems. Non-Tollable count includes Reuse of daily/return/monthly pass, exit trips, exemption and violations.
3. Reporting (FASTag/Cash/Card) - 12:00:00 AM to 11:59:59 PM.
4. Fastag Collection is net of Acquiring Bank Charges
5. FASTag Debit Adjustment/Chargeback Received from Bank (Net)
6. Double user fee (from cash vehicles entering dedicated Fastag lane) collected from vehicles are reported separately (count and revenue). These are included in vehicle category wise count and revenue.

MONTHLY/DAILY FEE STATEMENT

Project Highway: National Highway NH-48

Day/Month: 26-Mar-2025

Sr. No.	Name of Toll Plaza Location	Chainage
National Highway NH-48 (from Km. 20+400 to 131+200)		
1	Shilphata	103+350

Type of Vehicle	For corresponding day/month of previous year 26-Mar-2024		For preceding day/month 25-Mar-2025		For the day/month reported upon 26-Mar-2025		
	No. of Vehicles	Fee collected (in lakh Rs.)	No. of Vehicles	Fee collected (in lakh Rs.)	Fee per Vehicle (in Rs.)	No. of Vehicles	Fee collected (in lakh Rs.)
1	2	3	4	5	6	7	8
A-Car (Note-7)	7114	424063	7051	419120	Note-1	7532	450025
B-LCV	894	90131	1002	98248		1016	99334
C-Bus	2139	402151	2765	514812		2796	521102
D-Truck	0	0	0	0		0	0
E-Three-axle vehicle	0	0	0	0		0	0
F-Multi-axle Truck	3772	1406736	5016	1880962		5140	1937035
G-Oversized vehicle	0	0	0	0	0	0	
FASTag Debit Adjustment/ Chargeback Received from Bank (Net) (Note-5)	0	0	0	535	Note-5	0	507
H- Total	13919	2323081	15834	2913677		16484	3008004

Day/Month wise Opening Balance of Toll Collection & Traffic

Day	26
Month	3
Year	2025
Toll Depositing Bank	State Bank Of India
Bank Account No.	39177623786

Transaction Type	Car/Jeep Count	Total Car/ Jeep Amount (in Rs.)	Bus/Truck Count	Total Bus / Truck Amount (in Rs.)	LCV Count	Total LCV Amount (in Rs.)	MAV (Multi Axle Vehicle Count)	Total MAV (Multi Axle Vehicle) Amount (in Rs.)	Three Axle Count	Three Axle Count Amount (in Rs.)	FASTag Debit Adjustment/ Chargeback Received from Bank (Net)
1	2	3	4	5	8	9	10	11	12	13	Note-5
Single Journey	4444	203028	2109	348338	697	58490	4526	1606978	0	0	507
Monthly Pass Sales	0	0	0	0	0	0	0	0	0	0	0
Daily Pass Sales	1836	129309	641	157584	284	35034	583	308047	0	0	0
Local Pass Sales	0	0	0	0	0	0	0	0	0	0	0
Return Pass Sales	0	0	0	0	0	0	0	0	0	0	0
Double User Fee (FASTag Lane Violation) (Note-6)	1252	117688	46	15180	35	5810	31	22010	0	0	0

Total Non-Tollable Traffic Count Entry Details (Note-2)					
Transaction Type	Car/Jeep Count	Bus/Truck Count	LCV Count	MAV (Multi Axle Vehicle Count)	Three Axle Count
1	2	3	5	6	7
Reuse & Exit	2371	709	355	596	0
Exemption & Violation	4204	278	110	200	0



Notes

1. Fee for Fastag vehicles passing two toll plazas, is collected at two plazas in few cases and therefore section wise traffic details will not be available at one plaza for same.
2. All Non-tollable traffic could not be recorded/reported due to unavailability of adequate Lanes & systems. Non-Tollable count includes Reuse of daily/return/monthly pass, exit trips, exemption and violations.
3. Reporting (FASTag/Cash/Card) - 12:00:00 AM to 11:59:59 PM.
4. Fastag Collection is net of Acquiring Bank Charges
5. FASTag Debit Adjustment/Chargeback Received from Bank (Net)
6. Double user fee (from cash vehicles entering dedicated Fastag lane) collected from vehicles are reported separately (count and revenue). These are included in vehicle category wise count and revenue.

MONTHLY/DAILY FEE STATEMENT

Project Highway: National Highway NH-48

Day/Month: 27-Mar-2025

Sr. No.	Name of Toll Plaza Location	Chainage
National Highway NH-48 (from Km. 20+400 to 131+200)		
1	Shilphata	103+350

Type of Vehicle	For corresponding day/month of previous year 27-Mar-2024		For preceding day/month 26-Mar-2025		For the day/month reported upon 27-Mar-2025		
	No. of Vehicles	Fee collected (in lakh Rs.)	No. of Vehicles	Fee collected (in lakh Rs.)	Fee per Vehicle (in Rs.)	No. of Vehicles	Fee collected (in lakh Rs.)
1	2	3	4	5	6	7	8
A-Car (Note-7)	7163	429689	7532	450025	Note-1	7032	418406
B-LCV	1007	96448	1016	99334		1021	98800
C-Bus	2579	480604	2796	521102		2742	513656
D-Truck	0	0	0	0		0	0
E-Three-axle vehicle	0	0	0	0		0	0
F-Multi-axle Truck	4776	1802659	5140	1937035		5471	2064055
G-Oversized vehicle	0	0	0	0	0	0	
FASTag Debit Adjustment/ Chargeback Received from Bank (Net) (Note-5)	0	6763	0	507	Note-5	0	0
H- Total	15525	2816163	16484	3008004		16266	3094917

Day/Month wise Opening Balance of Toll Collection & Traffic

Day	27
Month	3
Year	2025
Toll Depositing Bank	State Bank Of India
Bank Account No.	39177623786

Transaction Type	Car/Jeep Count	Total Car/ Jeep Amount (in Rs.)	Bus/Truck Count	Total Bus / Truck Amount (in Rs.)	LCV Count	Total LCV Amount (in Rs.)	MAV (Multi Axle Vehicle Count)	Total MAV (Multi Axle Vehicle) Amount (in Rs.)	Three Axle Count	Three Axle Count Amount (in Rs.)	FASTag Debit Adjustment/ Chargeback Received from Bank (Net)
1	2	3	4	5	8	9	10	11	12	13	Note-5
Single Journey	4126	187706	2043	337960	703	58499	4807	1705369	0	0	0
Monthly Pass Sales	1	719	0	0	0	0	0	0	0	0	0
Daily Pass Sales	1831	129025	649	159196	298	36980	623	329576	0	0	0
Local Pass Sales	0	0	0	0	0	0	0	0	0	0	0
Return Pass Sales	0	0	0	0	0	0	0	0	0	0	0
Double User Fee (FASTag Lane Violation) (Note-6)	1074	100956	50	16500	20	3320	41	29110	0	0	0

Total Non-Tollable Traffic Count Entry Details (Note-2)					
Transaction Type	Car/Jeep Count	Bus/Truck Count	LCV Count	MAV (Multi Axle Vehicle Count)	Three Axle Count
1	2	3	5	6	7
Reuse & Exit	2363	728	366	643	0
Exemption & Violation	4086	302	109	177	0



Notes

1. Fee for Fastag vehicles passing two toll plazas, is collected at two plazas in few cases and therefore section wise traffic details will not be available at one plaza for same.
2. All Non-tollable traffic could not be recorded/reported due to unavailability of adequate Lanes & systems. Non-Tollable count includes Reuse of daily/return/monthly pass, exit trips, exemption and violations.
3. Reporting (FASTag/Cash/Card) - 12:00:00 AM to 11:59:59 PM.
4. Fastag Collection is net of Acquiring Bank Charges
5. FASTag Debit Adjustment/Chargeback Received from Bank (Net)
6. Double user fee (from cash vehicles entering dedicated Fastag lane) collected from vehicles are reported separately (count and revenue). These are included in vehicle category wise count and revenue.

MONTHLY/DAILY FEE STATEMENT

Project Highway: National Highway NH-48

Day/Month: 28-Mar-2025

Sr. No.	Name of Toll Plaza Location	Chainage
National Highway NH-48 (from Km. 20+400 to 131+200)		
1	Shilphata	103+350

Type of Vehicle	For corresponding day/month of previous year 28-Mar-2024		For preceding day/month 27-Mar-2025		For the day/month reported upon 28-Mar-2025		
	No. of Vehicles	Fee collected (in lakh Rs.)	No. of Vehicles	Fee collected (in lakh Rs.)	Fee per Vehicle (in Rs.)	No. of Vehicles	Fee collected (in lakh Rs.)
1	2	3	4	5	6	7	8
A –Car (Note-7)	7033	424318	7032	418406	Note-1	7010	413671
B –LCV	1121	108214	1021	98800		1041	103019
C- Bus	2831	522079	2742	513656		2688	502281
D –Truck	0	0	0	0		0	0
E -Three-axle vehicle	0	0	0	0		0	0
F -Multi-axle Truck	5003	1883960	5471	2064055		5200	1963780
G -Oversized vehicle	0	0	0	0		0	0
FASTag Debit Adjustment/ Chargeback Received from Bank (Net) (Note-5)	0	457	0	0	Note-5	0	1821
H- Total	15988	2939028	16266	3094917		15939	2984572

Day/Month wise Opening Balance of Toll Collection & Traffic

Day	28
Month	3
Year	2025
Toll Depositing Bank	State Bank Of India
Bank Account No.	39177623786

Transaction Type	Car/Jeep Count	Total Car/ Jeep Amount (in Rs.)	Bus/Truck Count	Total Bus / Truck Amount (in Rs.)	LCV Count	Total LCV Amount (in Rs.)	MAV (Multi Axle Vehicle Count)	Total MAV (Multi Axle Vehicle) Amount (in Rs.)	Three Axle Count	Three Axle Count Amount (in Rs.)	FASTag Debit Adjustment/ Chargeback Received from Bank (Net)
1	2	3	4	5	8	9	10	11	12	13	Note-5
Single Journey	4247	193596	2029	335709	742	61789	4577	1625825	0	0	1821
Monthly Pass Sales	2	719	0	0	2	3743	0	0	0	0	0
Daily Pass Sales	1711	120726	607	149412	275	33835	580	307425	0	0	0
Local Pass Sales	0	0	0	0	0	0	0	0	0	0	0
Return Pass Sales	0	0	0	0	0	0	0	0	0	0	0
Double User Fee (FASTag Lane Violation) (Note-6)	1050	98630	52	17160	22	3652	43	30530	0	0	0

Total Non-Tollable Traffic Count Entry Details (Note-2)					
Transaction Type	Car/Jeep Count	Bus/Truck Count	LCV Count	MAV (Multi Axle Vehicle Count)	Three Axle Count
1	2	3	5	6	7
Reuse & Exit	2224	684	339	605	0
Exemption & Violation	4318	266	115	150	0



Notes

1. Fee for Fastag vehicles passing two toll plazas, is collected at two plazas in few cases and therefore section wise traffic details will not be available at one plaza for same.
2. All Non-tollable traffic could not be recorded/reported due to unavailability of adequate Lanes & systems. Non-Tollable count includes Reuse of daily/return/monthly pass, exit trips, exemption and violations.
3. Reporting (FASTag/Cash/Card) - 12:00:00 AM to 11:59:59 PM.
4. Fastag Collection is net of Acquiring Bank Charges
5. FASTag Debit Adjustment/Chargeback Received from Bank (Net)
6. Double user fee (from cash vehicles entering dedicated Fastag lane) collected from vehicles are reported separately (count and revenue). These are included in vehicle category wise count and revenue.

MONTHLY/DAILY FEE STATEMENT

Project Highway: National Highway NH-48

Day/Month: 29-Mar-2025

Sr. No.	Name of Toll Plaza Location	Chainage
National Highway NH-48 (from Km. 20+400 to 131+200)		
1	Shilphata	103+350

Type of Vehicle	For corresponding day/month of previous year 29-Mar-2024		For preceding day/month 28-Mar-2025		For the day/month reported upon 29-Mar-2025		
	No. of Vehicles	Fee collected (in lakh Rs.)	No. of Vehicles	Fee collected (in lakh Rs.)	Fee per Vehicle (in Rs.)	No. of Vehicles	Fee collected (in lakh Rs.)
1	2	3	4	5	6	7	8
A-Car (Note-7)	7544	450354	7010	413671	Note-1	7587	453291
B-LCV	1073	103631	1041	103019		993	97035
C-Bus	2610	482307	2688	502281		2775	523583
D-Truck	0	0	0	0		0	0
E-Three-axle vehicle	0	0	0	0		0	0
F-Multi-axle Truck	5026	1890296	5200	1963780		5337	2024817
G-Oversized vehicle	0	0	0	0	0	0	
FASTag Debit Adjustment/ Chargeback Received from Bank (Net) (Note-5)	0	0	0	1821	Note-5	0	218
H- Total	16253	2926587	15939	2984572		16692	3098944

Day/Month wise Opening Balance of Toll Collection & Traffic

Day	29
Month	3
Year	2025
Toll Depositing Bank	State Bank Of India
Bank Account No.	39177623786

Transaction Type	Car/Jeep Count	Total Car/ Jeep Amount (in Rs.)	Bus/Truck Count	Total Bus / Truck Amount (in Rs.)	LCV Count	Total LCV Amount (in Rs.)	MAV (Multi Axle Vehicle Count)	Total MAV (Multi Axle Vehicle) Amount (in Rs.)	Three Axle Count	Three Axle Count Amount (in Rs.)	FASTag Debit Adjustment/ Chargeback Received from Bank (Net)
1	2	3	4	5	8	9	10	11	12	13	Note-5
Single Journey	4538	208343	2035	336919	684	57231	4665	1657067	0	0	218
Monthly Pass Sales	3	1078	0	0	0	0	0	0	0	0	0
Daily Pass Sales	1806	127310	689	169834	276	34327	607	321600	0	0	0
Local Pass Sales	0	0	0	0	0	0	0	0	0	0	0
Return Pass Sales	0	0	0	0	0	0	0	0	0	0	0
Double User Fee (FASTag Lane Violation) (Note-6)	1240	116560	51	16830	33	5478	65	46150	0	0	0

Total Non-Tollable Traffic Count Entry Details (Note-2)					
Transaction Type	Car/Jeep Count	Bus/Truck Count	LCV Count	MAV (Multi Axle Vehicle Count)	Three Axle Count
1	2	3	5	6	7
Reuse & Exit	2316	756	333	649	0
Exemption & Violation	3879	209	97	167	0

Notes

1. Fee for Fastag vehicles passing two toll plazas, is collected at two plazas in few cases and therefore section wise traffic details will not be available at one plaza for same.
2. All Non-tollable traffic could not be recorded/reported due to unavailability of adequate Lanes & systems. Non-Tollable count includes Reuse of daily/return/monthly pass, exit trips, exemption and violations.
3. Reporting (FASTag/Cash/Card) - 12:00:00 AM to 11:59:59 PM.
4. Fastag Collection is net of Acquiring Bank Charges
5. FASTag Debit Adjustment/Chargeback Received from Bank (Net)
6. Double user fee (from cash vehicles entering dedicated Fastag lane) collected from vehicles are reported separately (count and revenue). These are included in vehicle category wise count and revenue.



MONTHLY/DAILY FEE STATEMENT

Project Highway: National Highway NH-48

Day/Month: 30-Mar-2025

Sr. No.	Name of Toll Plaza Location	Chainage
National Highway NH-48 (from Km. 20+400 to 131+200)		
1	Shilphata	103+350

Type of Vehicle	For corresponding day/month of previous year 30-Mar-2024		For preceding day/month 29-Mar-2025		For the day/month reported upon 30-Mar-2025		
	No. of Vehicles	Fee collected (in lakh Rs.)	No. of Vehicles	Fee collected (in lakh Rs.)	Fee per Vehicle (in Rs.)	No. of Vehicles	Fee collected (in lakh Rs.)
1	2	3	4	5	6	7	8
A –Car (Note-7)	7839	472456	7587	453291	Note-1	7544	457620
B –LCV	1077	113857	993	97035		768	73951
C- Bus	2613	489032	2775	523583		2077	380100
D –Truck	0	0	0	0		0	0
E -Three-axle vehicle	0	0	0	0		0	0
F -Multi-axle Truck	5029	1900934	5337	2024817		4475	1673415
G -Oversized vehicle	0	0	0	0		0	0
FASTag Debit Adjustment/ Chargeback Received from Bank (Net) (Note-5)	0	2093	0	218	Note-5	0	0
H- Total	16558	2978371	16692	3098944		14864	2585086

Day/Month wise Opening Balance of Toll Collection & Traffic

Day	30
Month	3
Year	2025
Toll Depositing Bank	State Bank Of India
Bank Account No.	39177623786

Transaction Type	Car/Jeep Count	Total Car/ Jeep Amount (in Rs.)	Bus/Truck Count	Total Bus / Truck Amount (in Rs.)	LCV Count	Total LCV Amount (in Rs.)	MAV (Multi Axle Vehicle Count)	Total MAV (Multi Axle Vehicle) Amount (in Rs.)	Three Axle Count	Three Axle Count Amount (in Rs.)	FASTag Debit Adjustment/ Chargeback Received from Bank (Net)
1	2	3	4	5	8	9	10	11	12	13	Note-5
Single Journey	4386	202789	1654	273232	548	45599	4033	1432391	0	0	0
Monthly Pass Sales	2	1078	0	0	0	0	0	0	0	0	0
Daily Pass Sales	1824	128544	388	95318	192	23704	405	214754	0	0	0
Local Pass Sales	0	0	0	0	0	0	0	0	0	0	0
Return Pass Sales	0	0	0	0	0	0	0	0	0	0	0
Double User Fee (FASTag Lane Violation) (Note-6)	1332	125208	35	11550	28	4648	37	26270	0	0	0

Total Non-Tollable Traffic Count Entry Details (Note-2)					
Transaction Type	Car/Jeep Count	Bus/Truck Count	LCV Count	MAV (Multi Axle Vehicle Count)	Three Axle Count
1	2	3	5	6	7
Reuse & Exit	2263	453	230	447	0
Exemption & Violation	4321	187	59	147	0

Notes

1. Fee for Fastag vehicles passing two toll plazas, is collected at two plazas in few cases and therefore section wise traffic details will not be available at one plaza for same.
2. All Non-tollable traffic could not be recorded/reported due to unavailability of adequate Lanes & systems. Non-Tollable count includes Reuse of daily/return/monthly pass, exit trips, exemption and violations.
3. Reporting (FASTag/Cash/Card) - 12:00:00 AM to 11:59:59 PM.
4. Fastag Collection is net of Acquiring Bank Charges
5. FASTag Debit Adjustment/Chargeback Received from Bank (Net)
6. Double user fee (from cash vehicles entering dedicated Fastag lane) collected from vehicles are reported separately (count and revenue). These are included in vehicle category wise count and revenue.



MONTHLY/DAILY FEE STATEMENT

Project Highway: National Highway NH-48

Day/Month: 31-Mar-2025

Sr. No.	Name of Toll Plaza Location	Chainage
National Highway NH-48 (from Km. 20+400 to 131+200)		
1	Shilphata	103+350

Type of Vehicle	For corresponding day/month of previous year 31-Mar-2024		For preceding day/month 30-Mar-2025		For the day/month reported upon 31-Mar-2025		
	No. of Vehicles	Fee collected (in lakh Rs.)	No. of Vehicles	Fee collected (in lakh Rs.)	Fee per Vehicle (in Rs.)	No. of Vehicles	Fee collected (in lakh Rs.)
1	2	3	4	5	6	7	8
A –Car (Note-7)	8201	504621	7544	457620	Note-1	7689	469101
B –LCV	884	91991	768	73951		789	94147
C- Bus	2213	409454	2077	380100		1940	362234
D –Truck	0	0	0	0		0	0
E -Three-axle vehicle	0	0	0	0		0	0
F -Multi-axle Truck	4618	1738689	4475	1673415		4061	1514928
G -Oversized vehicle	0	0	0	0		0	0
FASTag Debit Adjustment/ Chargeback Received from Bank (Note-5)	0	240	0	0	Note-5	0	2368
H- Total	15916	2744994	14864	2585086		14479	2442777

Day/Month wise Opening Balance of Toll Collection & Traffic

Day	31
Month	3
Year	2025
Toll Depositing Bank	State Bank Of India
Bank Account No.	39177623786

Transaction Type	Car/Jeep Count	Total Car/ Jeep Amount (in Rs.)	Bus/Truck Count	Total Bus / Truck Amount (in Rs.)	LCV Count	Total LCV Amount (in Rs.)	MAV (Multi Axle Vehicle Count)	Total MAV (Multi Axle Vehicle) Amount (in Rs.)	Three Axle Count	Three Axle Count Amount (in Rs.)	FASTag Debit Adjustment/ Chargeback Received from Bank (Net)
1	2	3	4	5	8	9	10	11	12	13	Note-5
Single Journey	4659	214961	1526	252777	557	46540	3669	1302090	0	0	2368
Monthly Pass Sales	14	14135	1	4941	8	18657	0	0	0	0	0
Daily Pass Sales	1846	130025	378	92965	200	24966	364	192958	0	0	0
Local Pass Sales	0	0	0	0	0	0	0	0	0	0	0
Return Pass Sales	0	0	0	0	0	0	0	0	0	0	0
Double User Fee (FASTag Lane Violation) (Note-6)	1170	109980	35	11550	24	3984	28	19880	0	0	0

Total Non-Tollable Traffic Count Entry Details (Note-2)					
Transaction Type	Car/Jeep Count	Bus/Truck Count	LCV Count	MAV (Multi Axle Vehicle Count)	Three Axle Count
1	2	3	5	6	7
Reuse & Exit	2264	428	253	377	0
Exemption & Violation	3866	149	71	88	0



Notes

1. Fee for Fastag vehicles passing two toll plazas, is collected at two plazas in few cases and therefore section wise traffic details will not be available at one plaza for same.
2. All Non-tollable traffic could not be recorded/reported due to unavailability of adequate Lanes & systems. Non-Tollable count includes Reuse of daily/return/monthly pass, exit trips, exemption and violations.
3. Reporting (FASTag/Cash/Card) - 12:00:00 AM to 11:59:59 PM.
4. Fastag Collection is net of Acquiring Bank Charges
5. FASTag Debit Adjustment/Chargeback Received from Bank (Net)
6. Double user fee (from cash vehicles entering dedicated Fastag lane) collected from vehicles are reported separately (count and revenue). These are included in vehicle category wise count and revenue.