

**MONTHLY/DAILY FEE STATEMENT**

Project Highway: National Highway NH-48

Day/Month: 01-Mar-2025

Sr. No.	Name of Toll Plaza Location	Chainage
National Highway NH-48 (from Km. 20+400 to 131+200)		
1	Somatne Phata	30+050


Type of Vehicle	For corresponding day/month of previous year 1-Mar-2024		For preceding day/month 28-Feb-2025		For the day/month reported upon 1-Mar-2025		
	No. of Vehicles	Fee collected (in Rs.)	No. of Vehicles	Fee collected (in Rs.)	Fee per Vehicle (in Rs.)	No. of Vehicles	Fee collected (in Rs.)
1	2	3	4	5	6	7	8
A-Car (Note-7)	11449	722792	11494	687420	Note-1	13926	838063
B-LCV	965	108619	1046	179266		1007	115305
C-Bus	1342	276692	1491	361496		1504	314442
D-Truck	0	0	0	0		0	0
E-Three-axle vehicle	0	0	0	0		0	0
F-Multi-axle Truck	2032	755010	2278	846873		2363	881203
G-Oversized vehicle	0	0	0	0		0	0
FASTag Debit Adjustment/ Chargeback Received from Bank (Net) (Note-5)	0	740	0	1490	Note-5	0	2319
<b>H- Total</b>	<b>15788</b>	<b>1863852</b>	<b>16309</b>	<b>2076545</b>		<b>18800</b>	<b>2151331</b>

**Day/Month wise Opening Balance of Toll Collection & Traffic**

Day	1
Month	3
Year	2025
Toll Depositing Bank	State Bank Of India
Bank Account No.	39177623786

Transaction Type	Car/Jeep Count	Total Car/ Jeep Amount (in Rs.)	Bus/Truck Count	Total Bus / Truck Amount (in Rs.)	LCV Count	Total LCV Amount (in Rs.)	MAV (Multi Axle Vehicle Count)	Total MAV (Multi Axle Vehicle) Amount (in Rs.)	Three Axle Count	Three Axle Count Amount (in Rs.)	FASTag Debit Adjustment/ Chargeback Received from Bank (Net)
1	2	3	4	5	8	9	10	11	12	13	Note-5
Single Journey	8599	406524	1053	175787	685	58460	2140	760514	0	0	2319
Monthly Pass Sales	43	35839	5	24706	6	16193	0	0	0	0	0
Daily Pass Sales	4448	316645	418	104708	296	37332	212	112879	0	0	0
Local Pass Sales	0	0	0	0	0	0	0	0	0	0	0
Return Pass Sales	0	0	0	0	0	0	0	0	0	0	0
Double User Fee (FASTag Lane Violation) (Note-6)	836	79054	28	9240	20	3320	11	7810	0	0	0

Total Non-Tollable Traffic Count Entry Details (Note-2)					
Transaction Type	Car/Jeep Count	Bus/Truck Count	LCV Count	MAV (Multi Axle Vehicle Count)	Three Axle Count
1	2	3	5	6	7
Reuse & Exit	4923	547	458	212	0
Exemption & Violation	18596	896	345	1532	0



**Notes**

1. Fee for Fastag vehicles passing two toll plazas, is collected at two plazas in few cases and therefore section wise traffic details will not be available at one plaza for same.
2. All Non-tollable traffic could not be recorded/reported due to unavailability of adequate Lanes & systems. Non-Tollable count includes Reuse of daily/return/monthly pass, exit trips, exemption and violations.
3. Reporting (FASTag/Cash/Card) - 12:00:00 AM to 11:59:59 PM.
4. Fastag Collection is net of Acquiring Bank Charges
5. FASTag Debit Adjustment/Chargeback Received from Bank (Net)
6. Double user fee (from cash vehicles entering dedicated Fastag lane) collected from vehicles are reported separately (count and revenue). These are included in vehicle category wise count and revenue.

**MONTHLY/DAILY FEE STATEMENT**

Project Highway: National Highway NH-48

Day/Month: 02-Mar-2025

Sr. No.	Name of Toll Plaza Location	Chainage
National Highway NH-48 (from Km. 20+400 to 131+200)		
1	Somatne Phata	30+050

Type of Vehicle	For corresponding day/month of previous year 1-Mar-2024		For preceding day/month 1-Mar-2025		For the day/month reported upon 2-Mar-2025		
	No. of Vehicles	Fee collected (in Rs.)	No. of Vehicles	Fee collected (in Rs.)	Fee per Vehicle (in Rs.)	No. of Vehicles	Fee collected (in Rs.)
1	2	3	4	5	6	7	8
A-Car (Note-7)	13316	779800	13926	838063	Note-1	14023	827943
B-LCV	931	97656	1007	115305		666	72079
C-Bus	1329	277481	1504	314442		1235	303181
D-Truck	0	0	0	0		0	0
E-Three-axle vehicle	0	0	0	0		0	0
F-Multi-axle Truck	1893	706880	2363	881203		1982	727374
G-Oversized vehicle	0	0	0	0		0	0
FASTag Debit Adjustment/ Chargeback Received from Bank (Net) (Note-5)	0	107	0	2319	Note-5	0	-354
<b>H- Total</b>	<b>17469</b>	<b>1861925</b>	<b>18800</b>	<b>2151331</b>		<b>17906</b>	<b>1930223</b>

**Day/Month wise Opening Balance of Toll Collection & Traffic**


Day	2
Month	3
Year	2025
Toll Depositing Bank	State Bank Of India
Bank Account No.	39177623786

Transaction Type	Car/Jeep Count	Total Car/ Jeep Amount (in Rs.)	Bus/Truck Count	Total Bus / Truck Amount (in Rs.)	LCV Count	Total LCV Amount (in Rs.)	MAV (Multi Axle Vehicle Count)	Total MAV (Multi Axle Vehicle) Amount (in Rs.)	Three Axle Count	Three Axle Count Amount (in Rs.)	FASTag Debit Adjustment/ Chargeback Received from Bank (Net)
1	2	3	4	5	8	9	10	11	12	13	Note-5
Single Journey	8533	403746	877	146131	484	41946	1859	660387	0	0	-354
Monthly Pass Sales	12	12039	14	69177	3	7470	0	0	0	0	0
Daily Pass Sales	4467	316500	327	82262	171	21336	116	62017	0	0	0
Local Pass Sales	0	0	0	0	0	0	0	0	0	0	0
Return Pass Sales	0	0	0	0	0	0	0	0	0	0	0
Double User Fee (FASTag Lane Violation) (Note-6)	1011	95658	17	5610	8	1328	7	4970	0	0	0

Total Non-Tollable Traffic Count Entry Details (Note-2)					
Transaction Type	Car/Jeep Count	Bus/Truck Count	LCV Count	MAV (Multi Axle Vehicle Count)	Three Axle Count
1	2	3	5	6	7
Reuse & Exit	4891	430	271	120	0
Exemption & Violation	17935	591	173	557	0

**Notes**

1. Fee for Fastag vehicles passing two toll plazas, is collected at two plazas in few cases and therefore section wise traffic details will not be available at one plaza for same.
2. All Non-tollable traffic could not be recorded/reported due to unavailability of adequate Lanes & systems. Non-Tollable count includes Reuse of daily/return/monthly pass, exit trips, exemption and violations.
3. Reporting (FASTag/Cash/Card) - 12:00:00 AM to 11:59:59 PM.
4. Fastag Collection is net of Acquiring Bank Charges
5. FASTag Debit Adjustment/Chargeback Received from Bank (Net)
6. Double user fee (from cash vehicles entering dedicated Fastag lane) collected from vehicles are reported separately (count and revenue). These are included in vehicle category wise count and revenue.



**MONTHLY/DAILY FEE STATEMENT**

Project Highway: National Highway NH-48

Day/Month: 03-Mar-2025

Sr. No.	Name of Toll Plaza Location	Chainage
1	Somatne Phata	30+050

Type of Vehicle	For corresponding day/month of previous year 2-Mar-2024		For preceding day/month 2-Mar-2025		For the day/month reported upon 3-Mar-2025		
	No. of Vehicles	Fee collected (in Rs.)	No. of Vehicles	Fee collected (in Rs.)	Fee per Vehicle (in Rs.)	No. of Vehicles	Fee collected (in Rs.)
1	2	3	4	5	6	7	8
A-Car (Note-7)	14347	833360	14023	827943	Note-1	10847	674822
B-LCV	633	64842	666	72079		956	98855
C-Bus	1097	210986	1235	303181		1324	255315
D-Truck	0	0	0	0		0	0
E-Three-axle vehicle	0	0	0	0		0	0
F-Multi-axle Truck	1602	594118	1982	727374		2194	811782
G-Oversized vehicle	0	0	0	0	0	0	
FASTag Debit Adjustment/ Chargeback Received from Bank (Net) (Note-5)	0	0	0	-354	Note-5	0	-47
<b>H- Total</b>	<b>17679</b>	<b>1703306</b>	<b>17906</b>	<b>1930223</b>		<b>15321</b>	<b>1840727</b>

**Day/Month wise Opening Balance of Toll Collection & Traffic**


Day	3
Month	3
Year	2025
Toll Depositing Bank	State Bank Of India
Bank Account No.	39177623786

Transaction Type	Car/Jeep Count	Total Car/ Jeep Amount (in Rs.)	Bus/Truck Count	Total Bus / Truck Amount (in Rs.)	LCV Count	Total LCV Amount (in Rs.)	MAV (Multi Axle Vehicle Count)	Total MAV (Multi Axle Vehicle) Amount (in Rs.)	Three Axle Count	Three Axle Count Amount (in Rs.)	FASTag Debit Adjustment/ Chargeback Received from Bank (Net)
1	2	3	4	5	8	9	10	11	12	13	Note-5
Single Journey	6453	302499	966	160190	600	50495	2013	714319	0	0	-47
Monthly Pass Sales	59	49556	1	4941	1	2486	0	0	0	0	0
Daily Pass Sales	3736	265931	351	88204	337	42721	175	93203	0	0	0
Local Pass Sales	0	0	0	0	0	0	0	0	0	0	0
Return Pass Sales	0	0	0	0	0	0	0	0	0	0	0
Double User Fee (FASTag Lane Violation) (Note-6)	599	56836	6	1980	18	3154	6	4260	0	0	0

Total Non-Tollable Traffic Count Entry Details (Note-2)						
Transaction Type	Car/Jeep Count	Bus/Truck Count	LCV Count	MAV (Multi Axle Vehicle Count)	Three Axle Count	
1	2	3	5	6	7	
Reuse & Exit	4300	537	606	180	0	
Exemption & Violation	19390	1100	381	1507	0	

**Notes**

1. Fee for Fastag vehicles passing two toll plazas, is collected at two plazas in few cases and therefore section wise traffic details will not be available at one plaza for same.
2. All Non-tollable traffic could not be recorded/reported due to unavailability of adequate Lanes & systems. Non-Tollable count includes Reuse of daily/return/monthly pass, exit trips, exemption and violations.
3. Reporting (FASTag/Cash/Card) - 12:00:00 AM to 11:59:59 PM.
4. Fastag Collection is net of Acquiring Bank Charges
5. FASTag Debit Adjustment/Chargeback Received from Bank (Net)
6. Double user fee (from cash vehicles entering dedicated Fastag lane) collected from vehicles are reported separately (count and revenue). These are included in vehicle category wise count and revenue.



**MONTHLY/DAILY FEE STATEMENT**

Project Highway: National Highway NH-48

Day/Month: 04-Mar-2025

Sr. No.	Name of Toll Plaza Location	Chainage
1	Somatne Phata	30+050

Type of Vehicle	For corresponding day/month of previous year 3-Mar-2024		For preceding day/month 3-Mar-2025		For the day/month reported upon 4-Mar-2025		
	No. of Vehicles	Fee collected (in Rs.)	No. of Vehicles	Fee collected (in Rs.)	Fee per Vehicle (in Rs.)	No. of Vehicles	Fee collected (in Rs.)
1	2	3	4	5	6	7	8
A-Car (Note-7)	10456	644751	10847	674822	Note-1	10269	621891
B-LCV	865	111946	956	98855		1000	110515
C-Bus	1210	255604	1324	255315		1459	280484
D-Truck	0	0	0	0		0	0
E-Three-axle vehicle	0	0	0	0		0	0
F-Multi-axle Truck	1846	837220	2194	811782		2272	842621
G-Oversized vehicle	0	0	0	0	0	0	
FASTag Debit Adjustment/ Chargeback Received from Bank (Net) (Note-5)	0	565	0	-47	Note-5	0	706
<b>H- Total</b>	<b>14377</b>	<b>1850086</b>	<b>15321</b>	<b>1840727</b>		<b>15000</b>	<b>1856216</b>

**Day/Month wise Opening Balance of Toll Collection & Traffic**

Day	4
Month	3
Year	2025
Toll Depositing Bank	State Bank Of India
Bank Account No.	39177623786

Transaction Type	Car/Jeep Count	Total Car/ Jeep Amount (in Rs.)	Bus/Truck Count	Total Bus / Truck Amount (in Rs.)	LCV Count	Total LCV Amount (in Rs.)	MAV (Multi Axle Vehicle Count)	Total MAV (Multi Axle Vehicle) Amount (in Rs.)	Three Axle Count	Three Axle Count Amount (in Rs.)	FASTag Debit Adjustment/ Chargeback Received from Bank (Net)
1	2	3	4	5	8	9	10	11	12	13	Note-5
Single Journey	5692	267131	1036	172971	637	54609	2075	736476	0	0	706
Monthly Pass Sales	17	14954	0	0	4	9951	0	0	0	0	0
Daily Pass Sales	3948	281996	404	101242	343	43299	191	101885	0	0	0
Local Pass Sales	0	0	0	0	0	0	0	0	0	0	0
Return Pass Sales	0	0	0	0	0	0	0	0	0	0	0
Double User Fee (FASTag Lane Violation) (Note-6)	612	57810	19	6270	16	2656	6	4260	0	0	0

**Total Non-Tollable Traffic Count Entry Details (Note-2)**

Transaction Type	Car/Jeep Count	Bus/Truck Count	LCV Count	MAV (Multi Axle Vehicle Count)	Three Axle Count
1	2	3	5	6	7
Reuse & Exit	4558	569	637	204	0
Exemption & Violation	18369	1080	414	1652	0

**Notes**

1. Fee for Fastag vehicles passing two toll plazas, is collected at two plazas in few cases and therefore section wise traffic details will not be available at one plaza for same.
2. All Non-tollable traffic could not be recorded/reported due to unavailability of adequate Lanes & systems. Non-Tollable count includes Reuse of daily/return/monthly pass, exit trips, exemption and violations.
3. Reporting (FASTag/Cash/Card) - 12:00:00 AM to 11:59:59 PM.
4. Fastag Collection is net of Acquiring Bank Charges
5. FASTag Debit Adjustment/Chargeback Received from Bank (Net)
6. Double user fee (from cash vehicles entering dedicated Fastag lane) collected from vehicles are reported separately (count and revenue). These are included in vehicle category wise count and revenue.



**MONTHLY/DAILY FEE STATEMENT**

Project Highway: National Highway NH-48

Day/Month: 05-Mar-2025

Sr. No.	Name of Toll Plaza Location	Chainage
1	Somatne Phata	30+050

Type of Vehicle	For corresponding day/month of previous year 4-Mar-2024		For preceding day/month 4-Mar-2025		For the day/month reported upon 5-Mar-2025		
	No. of Vehicles	Fee collected (in Rs.)	No. of Vehicles	Fee collected (in Rs.)	Fee per Vehicle (in Rs.)	No. of Vehicles	Fee collected (in Rs.)
1	2	3	4	5	6	7	8
A-Car (Note-7)	10366	617079	10269	621891	Note-1	10355	613912
B-LCV	927	132326	1000	110515		1017	106102
C-Bus	1342	462059	1459	280484		1463	289885
D-Truck	0	0	0	0		0	0
E-Three-axle vehicle	0	0	0	0		0	0
F-Multi-axle Truck	1946	758687	2272	842621		2195	816847
G-Oversized vehicle	0	0	0	0	0	0	
FASTag Debit Adjustment/ Chargeback Received from Bank (Net) (Note-5)	0	848	0	706	Note-5	0	2542
<b>H- Total</b>	<b>14581</b>	<b>1971000</b>	<b>15000</b>	<b>1856216</b>		<b>15030</b>	<b>1829287</b>

**Day/Month wise Opening Balance of Toll Collection & Traffic**

Day	5
Month	3
Year	2025
Toll Depositing Bank	State Bank Of India
Bank Account No.	39177623786

Transaction Type	Car/Jeep Count	Total Car/ Jeep Amount (in Rs.)	Bus/Truck Count	Total Bus / Truck Amount (in Rs.)	LCV Count	Total LCV Amount (in Rs.)	MAV (Multi Axle Vehicle Count)	Total MAV (Multi Axle Vehicle) Amount (in Rs.)	Three Axle Count	Three Axle Count Amount (in Rs.)	FASTag Debit Adjustment/ Chargeback Received from Bank (Net)
1	2	3	4	5	8	9	10	11	12	13	Note-5
Single Journey	5888	276784	1037	172526	630	53847	2027	721485	0	0	2542
Monthly Pass Sales	7	5694	3	9930	1	2486	1	5340	0	0	0
Daily Pass Sales	3876	276256	407	102149	360	45453	160	85051	0	0	0
Local Pass Sales	0	0	0	0	0	0	0	0	0	0	0
Return Pass Sales	0	0	0	0	0	0	0	0	0	0	0
Double User Fee (FASTag Lane Violation) (Note-6)	584	55178	16	5280	26	4316	7	4970	0	0	0

**Total Non-Tollable Traffic Count Entry Details (Note-2)**

Transaction Type	Car/Jeep Count	Bus/Truck Count	LCV Count	MAV (Multi Axle Vehicle Count)	Three Axle Count
1	2	3	5	6	7
Reuse & Exit	4464	569	644	168	0
Exemption & Violation	18141	1117	393	1470	0

**Notes**

1. Fee for Fastag vehicles passing two toll plazas, is collected at two plazas in few cases and therefore section wise traffic details will not be available at one plaza for same.
2. All Non-tollable traffic could not be recorded/reported due to unavailability of adequate Lanes & systems. Non-Tollable count includes Reuse of daily/return/monthly pass, exit trips, exemption and violations.
3. Reporting (FASTag/Cash/Card) - 12:00:00 AM to 11:59:59 PM.
4. Fastag Collection is net of Acquiring Bank Charges
5. FASTag Debit Adjustment/Chargeback Received from Bank (Net)
6. Double user fee (from cash vehicles entering dedicated Fastag lane) collected from vehicles are reported separately (count and revenue). These are included in vehicle category wise count and revenue.



**MONTHLY/DAILY FEE STATEMENT**

Project Highway: National Highway NH-48

Day/Month: 06-Mar-2025

Sr. No.	Name of Toll Plaza Location	Chainage
1	Somatne Phata	30+050

Type of Vehicle	For corresponding day/month of previous year 5-Mar-2024		For preceding day/month 5-Mar-2025		For the day/month reported upon 6-Mar-2025		
	No. of Vehicles	Fee collected (in Rs.)	No. of Vehicles	Fee collected (in Rs.)	Fee per Vehicle (in Rs.)	No. of Vehicles	Fee collected (in Rs.)
1	2	3	4	5	6	7	8
A-Car (Note-7)	10814	646803	10355	613912	Note-1	10942	654517
B-LCV	916	98591	1017	106102		968	98018
C-Bus	1228	239177	1463	289885		1404	295783
D-Truck	0	0	0	0		0	0
E-Three-axle vehicle	0	0	0	0		0	0
F-Multi-axle Truck	1920	772843	2195	816847		2344	870501
G-Oversized vehicle	0	0	0	0	0	0	
FASTag Debit Adjustment/ Chargeback Received from Bank (Net) (Note-5)	0	126	0	2542	Note-5	0	947
<b>H- Total</b>	<b>14878</b>	<b>1757540</b>	<b>15030</b>	<b>1829287</b>		<b>15658</b>	<b>1919766</b>

**Day/Month wise Opening Balance of Toll Collection & Traffic**

Day	6
Month	3
Year	2025
Toll Depositing Bank	State Bank Of India
Bank Account No.	39177623786


Transaction Type	Car/Jeep Count	Total Car/ Jeep Amount (in Rs.)	Bus/Truck Count	Total Bus / Truck Amount (in Rs.)	LCV Count	Total LCV Amount (in Rs.)	MAV (Multi Axle Vehicle Count)	Total MAV (Multi Axle Vehicle) Amount (in Rs.)	Three Axle Count	Three Axle Count Amount (in Rs.)	FASTag Debit Adjustment/ Chargeback Received from Bank (Net)
1	2	3	4	5	8	9	10	11	12	13	Note-5
Single Journey	6183	291856	993	165645	607	51438	2128	754789	0	0	947
Monthly Pass Sales	11	10289	7	27244	0	0	0	0	0	0	0
Daily Pass Sales	4164	297287	379	94645	343	43592	213	113582	0	0	0
Local Pass Sales	0	0	0	0	0	0	0	0	0	0	0
Return Pass Sales	0	0	0	0	0	0	0	0	0	0	0
Double User Fee (FASTag Lane Violation) (Note-6)	584	55084	25	8250	18	2988	3	2130	0	0	0

**Total Non-Tollable Traffic Count Entry Details (Note-2)**

Transaction Type	Car/Jeep Count	Bus/Truck Count	LCV Count	MAV (Multi Axle Vehicle Count)	Three Axle Count
1	2	3	5	6	7
Reuse & Exit	4867	569	672	214	0
Exemption & Violation	18977	1137	377	1410	0

**Notes**

1. Fee for Fastag vehicles passing two toll plazas, is collected at two plazas in few cases and therefore section wise traffic details will not be available at one plaza for same.
2. All Non-tollable traffic could not be recorded/reported due to unavailability of adequate Lanes & systems. Non-Tollable count includes Reuse of daily/return/monthly pass, exit trips, exemption and violations.
3. Reporting (FASTag/Cash/Card) - 12:00:00 AM to 11:59:59 PM.
4. Fastag Collection is net of Acquiring Bank Charges
5. FASTag Debit Adjustment/Chargeback Received from Bank (Net)
6. Double user fee (from cash vehicles entering dedicated Fastag lane) collected from vehicles are reported separately (count and revenue). These are included in vehicle category wise count and revenue.



**MONTHLY/DAILY FEE STATEMENT**

Project Highway: National Highway NH-48

Day/Month: 07-Mar-2025

Sr. No.	Name of Toll Plaza Location	Chainage
1	Somatne Phata	30+050

Type of Vehicle	For corresponding day/month of previous year 6-Mar-2024		For preceding day/month 6-Mar-2025		For the day/month reported upon 7-Mar-2025		
	No. of Vehicles	Fee collected (in Rs.)	No. of Vehicles	Fee collected (in Rs.)	Fee per Vehicle (in Rs.)	No. of Vehicles	Fee collected (in Rs.)
1	2	3	4	5	6	7	8
A-Car (Note-7)	10128	595473	10942	654517	Note-1	11653	742911
B-LCV	833	85541	968	98018		1021	105980
C-Bus	1221	260028	1404	295783		1508	297282
D-Truck	0	0	0	0		0	0
E-Three-axle vehicle	0	0	0	0		0	0
F-Multi-axle Truck	1743	664557	2344	870501		2271	840513
G-Oversized vehicle	0	0	0	0	0	0	
FASTag Debit Adjustment/ Chargeback Received from Bank (Net) (Note-5)	0	550	0	947	Note-5	0	1042
<b>H- Total</b>	<b>13925</b>	<b>1606148</b>	<b>15658</b>	<b>1919766</b>		<b>16453</b>	<b>1987729</b>

**Day/Month wise Opening Balance of Toll Collection & Traffic**

Day	7
Month	3
Year	2025
Toll Depositing Bank	State Bank Of India
Bank Account No.	39177623786


Transaction Type	Car/Jeep Count	Total Car/ Jeep Amount (in Rs.)	Bus/Truck Count	Total Bus / Truck Amount (in Rs.)	LCV Count	Total LCV Amount (in Rs.)	MAV (Multi Axle Vehicle Count)	Total MAV (Multi Axle Vehicle) Amount (in Rs.)	Three Axle Count	Three Axle Count Amount (in Rs.)	FASTag Debit Adjustment/ Chargeback Received from Bank (Net)
1	2	3	4	5	8	9	10	11	12	13	Note-5
Single Journey	6745	317375	1095	182938	658	56195	2088	741628	0	0	1042
Monthly Pass Sales	48	63834	2	9882	2	3750	0	0	0	0	0
Daily Pass Sales	4186	298252	389	97202	345	43380	175	93205	0	0	0
Local Pass Sales	0	0	0	0	0	0	0	0	0	0	0
Return Pass Sales	0	0	0	0	0	0	0	0	0	0	0
Double User Fee (FASTag Lane Violation) (Note-6)	674	63450	22	7260	16	2656	8	5680	0	0	0

**Total Non-Tollable Traffic Count Entry Details (Note-2)**

Transaction Type	Car/Jeep Count	Bus/Truck Count	LCV Count	MAV (Multi Axle Vehicle Count)	Three Axle Count
1	2	3	5	6	7
Reuse & Exit	4833	563	654	179	0
Exemption & Violation	18965	1126	380	1462	0

**Notes**

1. Fee for Fastag vehicles passing two toll plazas, is collected at two plazas in few cases and therefore section wise traffic details will not be available at one plaza for same.
2. All Non-tollable traffic could not be recorded/reported due to unavailability of adequate Lanes & systems. Non-Tollable count includes Reuse of daily/return/monthly pass, exit trips, exemption and violations.
3. Reporting (FASTag/Cash/Card) - 12:00:00 AM to 11:59:59 PM.
4. Fastag Collection is net of Acquiring Bank Charges
5. FASTag Debit Adjustment/Chargeback Received from Bank (Net)
6. Double user fee (from cash vehicles entering dedicated Fastag lane) collected from vehicles are reported separately (count and revenue). These are included in vehicle category wise count and revenue.



**MONTHLY/DAILY FEE STATEMENT**

Project Highway: National Highway NH-48

Day/Month: 08-Mar-2025

Sr. No.	Name of Toll Plaza Location	Chainage
1	Somatne Phata	30+050

Type of Vehicle	For corresponding day/month of previous year 7-Mar-2024		For preceding day/month 7-Mar-2025		For the day/month reported upon 8-Mar-2025		
	No. of Vehicles	Fee collected (in Rs.)	No. of Vehicles	Fee collected (in Rs.)	Fee per Vehicle (in Rs.)	No. of Vehicles	Fee collected (in Rs.)
1	2	3	4	5	6	7	8
A-Car (Note-7)	10724	634005	11653	742911	Note-1	13794	797046
B-LCV	923	100845	1021	105980		959	100779
C-Bus	1278	243433	1508	297282		1465	305480
D-Truck	0	0	0	0		0	0
E-Three-axle vehicle	0	0	0	0		0	0
F-Multi-axle Truck	2003	755203	2271	840513		2386	880963
G-Oversized vehicle	0	0	0	0	0	0	
FASTag Debit Adjustment/ Chargeback Received from Bank (Net) (Note-5)	0	656	0	1042	Note-5	0	0
<b>H- Total</b>	<b>14928</b>	<b>1734143</b>	<b>16453</b>	<b>1987729</b>		<b>18604</b>	<b>2084268</b>

**Day/Month wise Opening Balance of Toll Collection & Traffic**

Day	8
Month	3
Year	2025
Toll Depositing Bank	State Bank Of India
Bank Account No.	39177623786

Transaction Type	Car/Jeep Count	Total Car/ Jeep Amount (in Rs.)	Bus/Truck Count	Total Bus / Truck Amount (in Rs.)	LCV Count	Total LCV Amount (in Rs.)	MAV (Multi Axle Vehicle Count)	Total MAV (Multi Axle Vehicle) Amount (in Rs.)	Three Axle Count	Three Axle Count Amount (in Rs.)	FASTag Debit Adjustment/ Chargeback Received from Bank (Net)
1	2	3	4	5	8	9	10	11	12	13	Note-5
Single Journey	8532	402842	1088	181274	636	54483	2196	778001	0	0	0
Monthly Pass Sales	1	1408	6	29647	2	4980	0	0	0	0	0
Daily Pass Sales	4456	316939	350	87629	303	38328	181	96572	0	0	0
Local Pass Sales	0	0	0	0	0	0	0	0	0	0	0
Return Pass Sales	0	0	0	0	0	0	0	0	0	0	0
Double User Fee (FASTag Lane Violation) (Note-6)	805	75858	21	6930	18	2988	9	6390	0	0	0

**Total Non-Tollable Traffic Count Entry Details (Note-2)**

Transaction Type	Car/Jeep Count	Bus/Truck Count	LCV Count	MAV (Multi Axle Vehicle Count)	Three Axle Count
1	2	3	5	6	7
Reuse & Exit	4961	541	473	182	0
Exemption & Violation	19131	928	284	1582	0

**Notes**

1. Fee for Fastag vehicles passing two toll plazas, is collected at two plazas in few cases and therefore section wise traffic details will not be available at one plaza for same.
2. All Non-tollable traffic could not be recorded/reported due to unavailability of adequate Lanes & systems. Non-Tollable count includes Reuse of daily/return/monthly pass, exit trips, exemption and violations.
3. Reporting (FASTag/Cash/Card) - 12:00:00 AM to 11:59:59 PM.
4. Fastag Collection is net of Acquiring Bank Charges
5. FASTag Debit Adjustment/Chargeback Received from Bank (Net)
6. Double user fee (from cash vehicles entering dedicated Fastag lane) collected from vehicles are reported separately (count and revenue). These are included in vehicle category wise count and revenue.





**MONTHLY/DAILY FEE STATEMENT**

Project Highway: National Highway NH-48

Day/Month: 09-Mar-2025

Sr. No.	Name of Toll Plaza Location	Chainage
1	Somatne Phata	30+050

Type of Vehicle	For corresponding day/month of previous year 8-Mar-2024		For preceding day/month 8-Mar-2025		For the day/month reported upon 9-Mar-2025		
	No. of Vehicles	Fee collected (in Rs.)	No. of Vehicles	Fee collected (in Rs.)	Fee per Vehicle (in Rs.)	No. of Vehicles	Fee collected (in Rs.)
1	2	3	4	5	6	7	8
A-Car (Note-7)	13059	768200	13794	797046	Note-1	12815	752631
B-LCV	873	153483	959	100779		648	65960
C-Bus	1241	288939	1465	305480		1240	250694
D-Truck	0	0	0	0		0	0
E-Three-axle vehicle	0	0	0	0		0	0
F-Multi-axle Truck	1714	656888	2386	880963		2143	784016
G-Oversized vehicle	0	0	0	0	0	0	
FASTag Debit Adjustment/ Chargeback Received from Bank (Net) (Note-5)	0	611	0	0	Note-5	0	0
<b>H- Total</b>	<b>16887</b>	<b>1868120</b>	<b>18604</b>	<b>2084268</b>		<b>16846</b>	<b>1853301</b>

**Day/Month wise Opening Balance of Toll Collection & Traffic**

Day	9
Month	3
Year	2025
Toll Depositing Bank	State Bank Of India
Bank Account No.	39177623786

Transaction Type	Car/Jeep Count	Total Car/ Jeep Amount (in Rs.)	Bus/Truck Count	Total Bus / Truck Amount (in Rs.)	LCV Count	Total LCV Amount (in Rs.)	MAV (Multi Axle Vehicle Count)	Total MAV (Multi Axle Vehicle) Amount (in Rs.)	Three Axle Count	Three Axle Count Amount (in Rs.)	FASTag Debit Adjustment/ Chargeback Received from Bank (Net)
1	2	3	4	5	8	9	10	11	12	13	Note-5
Single Journey	7676	364551	904	150910	447	38070	2020	718277	0	0	0
Monthly Pass Sales	2	1769	2	14880	1	2490	0	0	0	0	0
Daily Pass Sales	4212	298891	320	80284	196	24736	121	64319	0	0	0
Local Pass Sales	0	0	0	0	0	0	0	0	0	0	0
Return Pass Sales	0	0	0	0	0	0	0	0	0	0	0
Double User Fee (FASTag Lane Violation) (Note-6)	925	87420	14	4620	4	664	2	1420	0	0	0

**Total Non-Tollable Traffic Count Entry Details (Note-2)**

Transaction Type	Car/Jeep Count	Bus/Truck Count	LCV Count	MAV (Multi Axle Vehicle Count)	Three Axle Count
1	2	3	5	6	7
Reuse & Exit	4620	483	311	123	0
Exemption & Violation	16728	616	235	519	0

**Notes**

1. Fee for Fastag vehicles passing two toll plazas, is collected at two plazas in few cases and therefore section wise traffic details will not be available at one plaza for same.
2. All Non-tollable traffic could not be recorded/reported due to unavailability of adequate Lanes & systems. Non-Tollable count includes Reuse of daily/return/monthly pass, exit trips, exemption and violations.
3. Reporting (FASTag/Cash/Card) - 12:00:00 AM to 11:59:59 PM.
4. Fastag Collection is net of Acquiring Bank Charges
5. FASTag Debit Adjustment/Chargeback Received from Bank (Net)
6. Double user fee (from cash vehicles entering dedicated Fastag lane) collected from vehicles are reported separately (count and revenue). These are included in vehicle category wise count and revenue.



**MONTHLY/DAILY FEE STATEMENT**

Project Highway: National Highway NH-48

Day/Month: 10-Mar-2025

Sr. No.	Name of Toll Plaza Location	Chainage
1	Somatne Phata	30+050

Type of Vehicle	For corresponding day/month of previous year 9-Mar-2024		For preceding day/month 9-Mar-2025		For the day/month reported upon 10-Mar-2025		
	No. of Vehicles	Fee collected (in Rs.)	No. of Vehicles	Fee collected (in Rs.)	Fee per Vehicle (in Rs.)	No. of Vehicles	Fee collected (in Rs.)
1	2	3	4	5	6	7	8
A-Car (Note-7)	13969	853610	12815	752631	Note-1	10202	597209
B-LCV	541	57951	648	65960		885	134051
C-Bus	1035	235490	1240	250694		1300	282581
D-Truck	0	0	0	0		0	0
E-Three-axle vehicle	0	0	0	0		0	0
F-Multi-axle Truck	1456	533076	2143	784016		2107	779767
G-Oversized vehicle	0	0	0	0	0	0	
FASTag Debit Adjustment/ Chargeback Received from Bank (Net) (Note-5)	0	0	0	0	Note-5	0	2354
<b>H- Total</b>	<b>17001</b>	<b>1680127</b>	<b>16846</b>	<b>1853301</b>		<b>14494</b>	<b>1795962</b>

**Day/Month wise Opening Balance of Toll Collection & Traffic**

Day	10
Month	3
Year	2025
Toll Depositing Bank	State Bank Of India
Bank Account No.	39177623786

Transaction Type	Car/Jeep Count	Total Car/ Jeep Amount (in Rs.)	Bus/Truck Count	Total Bus / Truck Amount (in Rs.)	LCV Count	Total LCV Amount (in Rs.)	MAV (Multi Axle Vehicle Count)	Total MAV (Multi Axle Vehicle) Amount (in Rs.)	Three Axle Count	Three Axle Count Amount (in Rs.)	FASTag Debit Adjustment/ Chargeback Received from Bank (Net)
1	2	3	4	5	8	9	10	11	12	13	Note-5
Single Journey	5967	279957	914	151804	549	46269	1941	690100	0	0	2354
Monthly Pass Sales	4	2490	7	34650	20	47340	0	0	0	0	0
Daily Pass Sales	3677	262498	363	90847	297	37288	160	85407	0	0	0
Local Pass Sales	0	0	0	0	0	0	0	0	0	0	0
Return Pass Sales	0	0	0	0	0	0	0	0	0	0	0
Double User Fee (FASTag Lane Violation) (Note-6)	554	52264	16	5280	19	3154	6	4260	0	0	0

**Total Non-Tollable Traffic Count Entry Details (Note-2)**

Transaction Type	Car/Jeep Count	Bus/Truck Count	LCV Count	MAV (Multi Axle Vehicle Count)	Three Axle Count
1	2	3	5	6	7
Reuse & Exit	4293	550	572	162	0
Exemption & Violation	19229	1020	390	1293	0

**Notes**

1. Fee for Fastag vehicles passing two toll plazas, is collected at two plazas in few cases and therefore section wise traffic details will not be available at one plaza for same.
2. All Non-tollable traffic could not be recorded/reported due to unavailability of adequate Lanes & systems. Non-Tollable count includes Reuse of daily/return/monthly pass, exit trips, exemption and violations.
3. Reporting (FASTag/Cash/Card) - 12:00:00 AM to 11:59:59 PM.
4. Fastag Collection is net of Acquiring Bank Charges
5. FASTag Debit Adjustment/Chargeback Received from Bank (Net)
6. Double user fee (from cash vehicles entering dedicated Fastag lane) collected from vehicles are reported separately (count and revenue). These are included in vehicle category wise count and revenue.



**MONTHLY/DAILY FEE STATEMENT**

Project Highway: National Highway NH-48

Day/Month: 11-Mar-2025

Sr. No.	Name of Toll Plaza Location	Chainage
1	Somatne Phata	30+050

Type of Vehicle	For corresponding day/month of previous year 10-Mar-2024		For preceding day/month 10-Mar-2025		For the day/month reported upon 11-Mar-2025		
	No. of Vehicles	Fee collected (in Rs.)	No. of Vehicles	Fee collected (in Rs.)	Fee per Vehicle (in Rs.)	No. of Vehicles	Fee collected (in Rs.)
1	2	3	4	5	6	7	8
A-Car (Note-7)	10655	623576	10202	597209	Note-1	10499	625329
B-LCV	782	99705	885	134051		1020	112157
C-Bus	1241	295728	1300	282581		1483	359795
D-Truck	0	0	0	0		0	0
E-Three-axle vehicle	0	0	0	0		0	0
F-Multi-axle Truck	1701	642065	2107	779767		2261	839913
G-Oversized vehicle	0	0	0	0		0	0
FASTag Debit Adjustment/ Chargeback Received from Bank (Net) (Note-5)	0	1199	0	2354	Note-5	0	1015
<b>H- Total</b>	<b>14379</b>	<b>1662273</b>	<b>14494</b>	<b>1795962</b>		<b>15263</b>	<b>1938209</b>

**Day/Month wise Opening Balance of Toll Collection & Traffic**

Day	11
Month	3
Year	2025
Toll Depositing Bank	State Bank Of India
Bank Account No.	39177623786


Transaction Type	Car/Jeep Count	Total Car/ Jeep Amount (in Rs.)	Bus/Truck Count	Total Bus / Truck Amount (in Rs.)	LCV Count	Total LCV Amount (in Rs.)	MAV (Multi Axle Vehicle Count)	Total MAV (Multi Axle Vehicle) Amount (in Rs.)	Three Axle Count	Three Axle Count Amount (in Rs.)	FASTag Debit Adjustment/ Chargeback Received from Bank (Net)
1	2	3	4	5	8	9	10	11	12	13	Note-5
Single Journey	5748	269994	1058	176321	666	57109	2070	737313	0	0	1015
Monthly Pass Sales	2	2130	14	79260	4	9960	0	0	0	0	0
Daily Pass Sales	4107	292670	392	97944	334	42432	187	99760	0	0	0
Local Pass Sales	0	0	0	0	0	0	0	0	0	0	0
Return Pass Sales	0	0	0	0	0	0	0	0	0	0	0
Double User Fee (FASTag Lane Violation) (Note-6)	642	60536	19	6270	16	2656	4	2840	0	0	0

**Total Non-Tollable Traffic Count Entry Details (Note-2)**

Transaction Type	Car/Jeep Count	Bus/Truck Count	LCV Count	MAV (Multi Axle Vehicle Count)	Three Axle Count
1	2	3	5	6	7
Reuse & Exit	4708	585	658	190	0
Exemption & Violation	18849	1068	433	1470	0

**Notes**

1. Fee for Fastag vehicles passing two toll plazas, is collected at two plazas in few cases and therefore section wise traffic details will not be available at one plaza for same.
2. All Non-tollable traffic could not be recorded/reported due to unavailability of adequate Lanes & systems. Non-Tollable count includes Reuse of daily/return/monthly pass, exit trips, exemption and violations.
3. Reporting (FASTag/Cash/Card) - 12:00:00 AM to 11:59:59 PM.
4. Fastag Collection is net of Acquiring Bank Charges
5. FASTag Debit Adjustment/Chargeback Received from Bank (Net)
6. Double user fee (from cash vehicles entering dedicated Fastag lane) collected from vehicles are reported separately (count and revenue). These are included in vehicle category wise count and revenue.



**MONTHLY/DAILY FEE STATEMENT**

Project Highway: National Highway NH-48

Day/Month: 12-Mar-2025

Sr. No.	Name of Toll Plaza Location	Chainage
1	Somatne Phata	30+050

Type of Vehicle	For corresponding day/month of previous year 11-Mar-2024		For preceding day/month 11-Mar-2025		For the day/month reported upon 12-Mar-2025		
	No. of Vehicles	Fee collected (in Rs.)	No. of Vehicles	Fee collected (in Rs.)	Fee per Vehicle (in Rs.)	No. of Vehicles	Fee collected (in Rs.)
1	2	3	4	5	6	7	8
A-Car (Note-7)	10159	606951	10499	625329	Note-1	10693	634288
B-LCV	871	105344	1020	112157		992	120089
C-Bus	1285	298542	1483	359795		1510	354960
D-Truck	0	0	0	0		0	0
E-Three-axle vehicle	0	0	0	0		0	0
F-Multi-axle Truck	1732	655171	2261	839913		2396	896034
G-Oversized vehicle	0	0	0	0	0	0	
FASTag Debit Adjustment/ Chargeback Received from Bank (Net) (Note-5)	0	201	0	1015	Note-5	0	-517
<b>H- Total</b>	<b>14047</b>	<b>1666210</b>	<b>15263</b>	<b>1938209</b>		<b>15591</b>	<b>2004855</b>

**Day/Month wise Opening Balance of Toll Collection & Traffic**

Day	12
Month	3
Year	2025
Toll Depositing Bank	State Bank Of India
Bank Account No.	39177623786

Transaction Type	Car/Jeep Count	Total Car/ Jeep Amount (in Rs.)	Bus/Truck Count	Total Bus / Truck Amount (in Rs.)	LCV Count	Total LCV Amount (in Rs.)	MAV (Multi Axle Vehicle Count)	Total MAV (Multi Axle Vehicle) Amount (in Rs.)	Three Axle Count	Three Axle Count Amount (in Rs.)	FASTag Debit Adjustment/ Chargeback Received from Bank (Net)
1	2	3	4	5	8	9	10	11	12	13	Note-5
Single Journey	5934	279347	1127	187846	626	53838	2165	771277	0	0	-517
Monthly Pass Sales	2	2128	19	74370	8	19920	0	0	0	0	0
Daily Pass Sales	4151	295474	341	85155	330	41683	222	118367	0	0	0
Local Pass Sales	0	0	0	0	0	0	0	0	0	0	0
Return Pass Sales	0	0	0	0	0	0	0	0	0	0	0
Double User Fee (FASTag Lane Violation) (Note-6)	606	57340	23	7590	28	4648	9	6390	0	0	0

Total Non-Tollable Traffic Count Entry Details (Note-2)						
Transaction Type	Car/Jeep Count	Bus/Truck Count	LCV Count	MAV (Multi Axle Vehicle Count)	Three Axle Count	
1	2	3	5	6	7	
Reuse & Exit	4807	522	650	218	0	
Exemption & Violation	18539	1078	396	1507	0	

**Notes**

1. Fee for Fastag vehicles passing two toll plazas, is collected at two plazas in few cases and therefore section wise traffic details will not be available at one plaza for same.
2. All Non-tollable traffic could not be recorded/reported due to unavailability of adequate Lanes & systems. Non-Tollable count includes Reuse of daily/return/monthly pass, exit trips, exemption and violations.
3. Reporting (FASTag/Cash/Card) - 12:00:00 AM to 11:59:59 PM.
4. Fastag Collection is net of Acquiring Bank Charges
5. FASTag Debit Adjustment/Chargeback Received from Bank (Net)
6. Double user fee (from cash vehicles entering dedicated Fastag lane) collected from vehicles are reported separately (count and revenue). These are included in vehicle category wise count and revenue.



**MONTHLY/DAILY FEE STATEMENT**

Project Highway: National Highway NH-48

Day/Month: 13-Mar-2025

Sr. No.	Name of Toll Plaza Location	Chainage
1	Somatne Phata	30+050

Type of Vehicle	For corresponding day/month of previous year 12-Mar-2024		For preceding day/month 12-Mar-2025		For the day/month reported upon 13-Mar-2025		
	No. of Vehicles	Fee collected (in Rs.)	No. of Vehicles	Fee collected (in Rs.)	Fee per Vehicle (in Rs.)	No. of Vehicles	Fee collected (in Rs.)
1	2	3	4	5	6	7	8
A-Car (Note-7)	10081	597433	10693	634288	Note-1	11045	642218
B-LCV	867	97582	992	120089		952	105943
C-Bus	1261	264702	1510	354960		1415	301514
D-Truck	0	0	0	0		0	0
E-Three-axle vehicle	0	0	0	0		0	0
F-Multi-axle Truck	1766	657458	2396	896034		2313	862347
G-Oversized vehicle	0	0	0	0	0	0	
FASTag Debit Adjustment/ Chargeback Received from Bank (Net) (Note-5)	0	289	0	-517	Note-5	0	1423
<b>H- Total</b>	<b>13975</b>	<b>1617464</b>	<b>15591</b>	<b>2004855</b>		<b>15725</b>	<b>1913444</b>

**Day/Month wise Opening Balance of Toll Collection & Traffic**

Day	13
Month	3
Year	2025
Toll Depositing Bank	State Bank Of India
Bank Account No.	39177623786


Transaction Type	Car/Jeep Count	Total Car/ Jeep Amount (in Rs.)	Bus/Truck Count	Total Bus / Truck Amount (in Rs.)	LCV Count	Total LCV Amount (in Rs.)	MAV (Multi Axle Vehicle Count)	Total MAV (Multi Axle Vehicle) Amount (in Rs.)	Three Axle Count	Three Axle Count Amount (in Rs.)	FASTag Debit Adjustment/ Chargeback Received from Bank (Net)
1	2	3	4	5	8	9	10	11	12	13	Note-5
Single Journey	6602	311233	1016	170060	615	52967	2088	741672	0	0	1423
Monthly Pass Sales	0	0	7	32190	4	9960	0	0	0	0	0
Daily Pass Sales	3857	275525	376	93983	311	39364	221	117834	0	0	0
Local Pass Sales	0	0	0	0	0	0	0	0	0	0	0
Return Pass Sales	0	0	0	0	0	0	0	0	0	0	0
Double User Fee (FASTag Lane Violation) (Note-6)	586	55460	16	5280	22	3652	4	2840	0	0	0

**Total Non-Tollable Traffic Count Entry Details (Note-2)**

Transaction Type	Car/Jeep Count	Bus/Truck Count	LCV Count	MAV (Multi Axle Vehicle Count)	Three Axle Count
1	2	3	5	6	7
Reuse & Exit	4487	587	622	233	0
Exemption & Violation	17771	1166	349	1875	0

**Notes**

- Fee for Fastag vehicles passing two toll plazas, is collected at two plazas in few cases and therefore section wise traffic details will not be available at one plaza for same.
- All Non-tollable traffic could not be recorded/reported due to unavailability of adequate Lanes & systems. Non-Tollable count includes Reuse of daily/return/monthly pass, exit trips, exemption and violations.
- Reporting (FASTag/Cash/Card) - 12:00:00 AM to 11:59:59 PM.
- Fastag Collection is net of Acquiring Bank Charges
- FASTag Debit Adjustment/Chargeback Received from Bank (Net)
- Double user fee (from cash vehicles entering dedicated Fastag lane) collected from vehicles are reported separately (count and revenue). These are included in vehicle category wise count and revenue.



**MONTHLY/DAILY FEE STATEMENT**

Project Highway: National Highway NH-48

Day/Month: 14-Mar-2025

Sr. No.	Name of Toll Plaza Location	Chainage
1	Somatne Phata	30+050

Type of Vehicle	For corresponding day/month of previous year 13-Mar-2024		For preceding day/month 13-Mar-2025		For the day/month reported upon 14-Mar-2025		
	No. of Vehicles	Fee collected (in Rs.)	No. of Vehicles	Fee collected (in Rs.)	Fee per Vehicle (in Rs.)	No. of Vehicles	Fee collected (in Rs.)
1	2	3	4	5	6	7	8
A-Car (Note-7)	10225	603337	11045	642218	Note-1	11407	655081
B-LCV	904	110821	952	105943		561	55320
C-Bus	1261	264454	1415	301514		983	185535
D-Truck	0	0	0	0		0	0
E-Three-axle vehicle	0	0	0	0		0	0
F-Multi-axle Truck	1813	676818	2313	862347		1689	615926
G-Oversized vehicle	0	0	0	0		0	0
FASTag Debit Adjustment/ Chargeback Received from Bank (Net) (Note-5)	0	415	0	1423	Note-5	0	0
<b>H- Total</b>	<b>14203</b>	<b>1655845</b>	<b>15725</b>	<b>1913444</b>		<b>14640</b>	<b>1511862</b>

**Day/Month wise Opening Balance of Toll Collection & Traffic**


Day	14
Month	3
Year	2025
Toll Depositing Bank	State Bank Of India
Bank Account No.	39177623786

Transaction Type	Car/Jeep Count	Total Car/ Jeep Amount (in Rs.)	Bus/Truck Count	Total Bus / Truck Amount (in Rs.)	LCV Count	Total LCV Amount (in Rs.)	MAV (Multi Axle Vehicle Count)	Total MAV (Multi Axle Vehicle) Amount (in Rs.)	Three Axle Count	Three Axle Count Amount (in Rs.)	FASTag Debit Adjustment/ Chargeback Received from Bank (Net)
1	2	3	4	5	8	9	10	11	12	13	Note-5
Single Journey	7253	343324	738	123569	384	32822	1613	574635	0	0	0
Monthly Pass Sales	0	0	0	0	0	0	0	0	0	0	0
Daily Pass Sales	3398	240505	238	59656	167	20839	72	38450	0	0	0
Local Pass Sales	0	0	0	0	0	0	0	0	0	0	0
Return Pass Sales	0	0	0	0	0	0	0	0	0	0	0
Double User Fee (FASTag Lane Violation) (Note-6)	756	71252	7	2310	10	1660	4	2840	0	0	0

Total Non-Tollable Traffic Count Entry Details (Note-2)					
Transaction Type	Car/Jeep Count	Bus/Truck Count	LCV Count	MAV (Multi Axle Vehicle Count)	Three Axle Count
1	2	3	5	6	7
Reuse & Exit	3804	399	333	75	0
Exemption & Violation	15367	681	196	278	0

**Notes**

- Fee for Fastag vehicles passing two toll plazas, is collected at two plazas in few cases and therefore section wise traffic details will not be available at one plaza for same.
- All Non-tollable traffic could not be recorded/reported due to unavailability of adequate Lanes & systems. Non-Tollable count includes Reuse of daily/return/monthly pass, exit trips, exemption and violations.
- Reporting (FASTag/Cash/Card) - 12:00:00 AM to 11:59:59 PM.
- Fastag Collection is net of Acquiring Bank Charges
- FASTag Debit Adjustment/Chargeback Received from Bank (Net)
- Double user fee (from cash vehicles entering dedicated Fastag lane) collected from vehicles are reported separately (count and revenue). These are included in vehicle category wise count and revenue.



**MONTHLY/DAILY FEE STATEMENT**

Project Highway: National Highway NH-48

Day/Month: 15-Mar-2025

Sr. No.	Name of Toll Plaza Location	Chainage
1	Somatne Phata	30+050

Type of Vehicle	For corresponding day/month of previous year 14-Mar-2024		For preceding day/month 14-Mar-2025		For the day/month reported upon 15-Mar-2025		
	No. of Vehicles	Fee collected (in Rs.)	No. of Vehicles	Fee collected (in Rs.)	Fee per Vehicle (in Rs.)	No. of Vehicles	Fee collected (in Rs.)
1	2	3	4	5	6	7	8
A-Car (Note-7)	11072	645293	11407	655081	Note-1	13308	770887
B-LCV	896	100043	561	55320		804	84371
C-Bus	1304	262188	983	185535		1065	207372
D-Truck	0	0	0	0		0	0
E-Three-axle vehicle	0	0	0	0		0	0
F-Multi-axle Truck	1958	740661	1689	615926		1759	651070
G-Oversized vehicle	0	0	0	0	0	0	
FASTag Debit Adjustment/ Chargeback Received from Bank (Net) (Note-5)	0	36	0	0	Note-5	0	0
<b>H- Total</b>	<b>15230</b>	<b>1748220</b>	<b>14640</b>	<b>1511862</b>		<b>16936</b>	<b>1713700</b>

**Day/Month wise Opening Balance of Toll Collection & Traffic**

Day	15
Month	3
Year	2025
Toll Depositing Bank	State Bank Of India
Bank Account No.	39177623786

Transaction Type	Car/Jeep Count	Total Car/ Jeep Amount (in Rs.)	Bus/Truck Count	Total Bus / Truck Amount (in Rs.)	LCV Count	Total LCV Amount (in Rs.)	MAV (Multi Axle Vehicle Count)	Total MAV (Multi Axle Vehicle) Amount (in Rs.)	Three Axle Count	Three Axle Count Amount (in Rs.)	FASTag Debit Adjustment/ Chargeback Received from Bank (Net)
1	2	3	4	5	8	9	10	11	12	13	Note-5
Single Journey	8155	382387	783	130391	532	44581	1607	569735	0	0	0
Monthly Pass Sales	4	4588	1	4950	2	4980	0	0	0	0	0
Daily Pass Sales	4375	310969	263	66091	254	32154	149	79205	0	0	0
Local Pass Sales	0	0	0	0	0	0	0	0	0	0	0
Return Pass Sales	0	0	0	0	0	0	0	0	0	0	0
Double User Fee (FASTag Lane Violation) (Note-6)	774	72944	18	5940	16	2656	3	2130	0	0	0

Total Non-Tollable Traffic Count Entry Details (Note-2)						
Transaction Type	Car/Jeep Count	Bus/Truck Count	LCV Count	MAV (Multi Axle Vehicle Count)	Three Axle Count	
1	2	3	5	6	7	
Reuse & Exit	4869	446	410	148	0	
Exemption & Violation	18946	859	271	1245	0	

**Notes**

1. Fee for Fastag vehicles passing two toll plazas, is collected at two plazas in few cases and therefore section wise traffic details will not be available at one plaza for same.
2. All Non-tollable traffic could not be recorded/reported due to unavailability of adequate Lanes & systems. Non-Tollable count includes Reuse of daily/return/monthly pass, exit trips, exemption and violations.
3. Reporting (FASTag/Cash/Card) - 12:00:00 AM to 11:59:59 PM.
4. Fastag Collection is net of Acquiring Bank Charges
5. FASTag Debit Adjustment/Chargeback Received from Bank (Net)
6. Double user fee (from cash vehicles entering dedicated Fastag lane) collected from vehicles are reported separately (count and revenue). These are included in vehicle category wise count and revenue.



**MONTHLY/DAILY FEE STATEMENT**

Project Highway: National Highway NH-48

Day/Month: 16-Mar-2025

Sr. No.	Name of Toll Plaza Location	Chainage
1	Somatne Phata	30+050

Type of Vehicle	For corresponding day/month of previous year 15-Mar-2024		For preceding day/month 15-Mar-2025		For the day/month reported upon 16-Mar-2025		
	No. of Vehicles	Fee collected (in Rs.)	No. of Vehicles	Fee collected (in Rs.)	Fee per Vehicle (in Rs.)	No. of Vehicles	Fee collected (in Rs.)
1	2	3	4	5	6	7	8
A-Car (Note-7)	9053	505411	13308	770887	Note-1	15795	904037
B-LCV	701	74525	804	84371		671	66234
C-Bus	1053	197308	1065	207372		1177	225323
D-Truck	0	0	0	0		0	0
E-Three-axle vehicle	0	0	0	0		0	0
F-Multi-axle Truck	1664	634103	1759	651070		1857	679474
G-Oversized vehicle	0	0	0	0		0	0
FASTag Debit Adjustment/ Chargeback Received from Bank (Net) (Note-5)	0	0	0	0	Note-5	0	-47
<b>H- Total</b>	<b>12471</b>	<b>1411348</b>	<b>16936</b>	<b>1713700</b>		<b>19500</b>	<b>1875022</b>

**Day/Month wise Opening Balance of Toll Collection & Traffic**


Day	16
Month	3
Year	2025
Toll Depositing Bank	State Bank Of India
Bank Account No.	39177623786

Transaction Type	Car/Jeep Count	Total Car/ Jeep Amount (in Rs.)	Bus/Truck Count	Total Bus / Truck Amount (in Rs.)	LCV Count	Total LCV Amount (in Rs.)	MAV (Multi Axle Vehicle Count)	Total MAV (Multi Axle Vehicle) Amount (in Rs.)	Three Axle Count	Three Axle Count Amount (in Rs.)	FASTag Debit Adjustment/ Chargeback Received from Bank (Net)
1	2	3	4	5	8	9	10	11	12	13	Note-5
Single Journey	10232	483454	873	145685	462	39257	1758	626491	0	0	-47
Monthly Pass Sales	2	1080	1	2490	0	0	0	0	0	0	0
Daily Pass Sales	4496	318675	288	72198	193	24321	97	51563	0	0	0
Local Pass Sales	0	0	0	0	0	0	0	0	0	0	0
Return Pass Sales	0	0	0	0	0	0	0	0	0	0	0
Double User Fee (FASTag Lane Violation) (Note-6)	1065	100828	15	4950	16	2656	2	1420	0	0	0

Total Non-Tollable Traffic Count Entry Details (Note-2)						
Transaction Type	Car/Jeep Count	Bus/Truck Count	LCV Count	MAV (Multi Axle Vehicle Count)	Three Axle Count	
1	2	3	5	6	7	
Reuse & Exit	4873	434	307	96	0	
Exemption & Violation	18331	577	216	531	0	

**Notes**

1. Fee for Fastag vehicles passing two toll plazas, is collected at two plazas in few cases and therefore section wise traffic details will not be available at one plaza for same.
2. All Non-tollable traffic could not be recorded/reported due to unavailability of adequate Lanes & systems. Non-Tollable count includes Reuse of daily/return/monthly pass, exit trips, exemption and violations.
3. Reporting (FASTag/Cash/Card) - 12:00:00 AM to 11:59:59 PM.
4. Fastag Collection is net of Acquiring Bank Charges
5. FASTag Debit Adjustment/Chargeback Received from Bank (Net)
6. Double user fee (from cash vehicles entering dedicated Fastag lane) collected from vehicles are reported separately (count and revenue). These are included in vehicle category wise count and revenue.





**MONTHLY/DAILY FEE STATEMENT**

Project Highway: National Highway NH-48

Day/Month: 17-Mar-2025

Sr. No.	Name of Toll Plaza Location	Chainage
1	Somatne Phata	30+050

Type of Vehicle	For corresponding day/month of previous year 16-Mar-2024		For preceding day/month 16-Mar-2025		For the day/month reported upon 17-Mar-2025		
	No. of Vehicles	Fee collected (in Rs.)	No. of Vehicles	Fee collected (in Rs.)	Fee per Vehicle (in Rs.)	No. of Vehicles	Fee collected (in Rs.)
1	2	3	4	5	6	7	8
A-Car (Note-7)	17734	1055067	15795	904037	Note-1	11407	659006
B-LCV	808	85120	671	66234		914	92045
C-Bus	1354	267219	1177	225323		1298	250887
D-Truck	0	0	0	0		0	0
E-Three-axle vehicle	0	0	0	0		0	0
F-Multi-axle Truck	1947	734272	1857	679474		1993	739788
G-Oversized vehicle	0	0	0	0		0	0
FASTag Debit Adjustment/ Chargeback Received from Bank (Net) (Note-5)	0	1610	0	-47	Note-5	0	3164
<b>H- Total</b>	<b>21843</b>	<b>2143288</b>	<b>19500</b>	<b>1875022</b>		<b>15612</b>	<b>1744890</b>

**Day/Month wise Opening Balance of Toll Collection & Traffic**

Day	17
Month	3
Year	2025
Toll Depositing Bank	State Bank Of India
Bank Account No.	39177623786

Transaction Type	Car/Jeep Count	Total Car/ Jeep Amount (in Rs.)	Bus/Truck Count	Total Bus / Truck Amount (in Rs.)	LCV Count	Total LCV Amount (in Rs.)	MAV (Multi Axle Vehicle Count)	Total MAV (Multi Axle Vehicle) Amount (in Rs.)	Three Axle Count	Three Axle Count Amount (in Rs.)	FASTag Debit Adjustment/ Chargeback Received from Bank (Net)
1	2	3	4	5	8	9	10	11	12	13	Note-5
Single Journey	7026	329453	926	154086	572	48203	1820	646935	0	0	3164
Monthly Pass Sales	3	2850	1	2490	0	0	0	0	0	0	0
Daily Pass Sales	3767	268675	353	88371	326	41186	169	90012	0	0	0
Local Pass Sales	0	0	0	0	0	0	0	0	0	0	0
Return Pass Sales	0	0	0	0	0	0	0	0	0	0	0
Double User Fee (FASTag Lane Violation) (Note-6)	611	58028	18	5940	16	2656	4	2840	0	0	0

**Total Non-Tollable Traffic Count Entry Details (Note-2)**

Transaction Type	Car/Jeep Count	Bus/Truck Count	LCV Count	MAV (Multi Axle Vehicle Count)	Three Axle Count
1	2	3	5	6	7
Reuse & Exit	4340	571	614	171	0
Exemption & Violation	19112	1083	378	1492	0

**Notes**

1. Fee for Fastag vehicles passing two toll plazas, is collected at two plazas in few cases and therefore section wise traffic details will not be available at one plaza for same.
2. All Non-tollable traffic could not be recorded/reported due to unavailability of adequate Lanes & systems. Non-Tollable count includes Reuse of daily/return/monthly pass, exit trips, exemption and violations.
3. Reporting (FASTag/Cash/Card) - 12:00:00 AM to 11:59:59 PM.
4. Fastag Collection is net of Acquiring Bank Charges
5. FASTag Debit Adjustment/Chargeback Received from Bank (Net)
6. Double user fee (from cash vehicles entering dedicated Fastag lane) collected from vehicles are reported separately (count and revenue). These are included in vehicle category wise count and revenue.



**MONTHLY/DAILY FEE STATEMENT**

Project Highway: National Highway NH-48

Day/Month: 18-Mar-2025

Sr. No.	Name of Toll Plaza Location	Chainage
1	Somatne Phata	30+050

Type of Vehicle	For corresponding day/month of previous year 17-Mar-2024		For preceding day/month 17-Mar-2025		For the day/month reported upon 18-Mar-2025		
	No. of Vehicles	Fee collected (in Rs.)	No. of Vehicles	Fee collected (in Rs.)	Fee per Vehicle (in Rs.)	No. of Vehicles	Fee collected (in Rs.)
1	2	3	4	5	6	7	8
A-Car (Note-7)	10279	604743	11407	659006	Note-1	10822	641714
B-LCV	801	93152	914	92045		1018	108281
C-Bus	1238	269807	1298	250887		1461	280039
D-Truck	0	0	0	0		0	0
E-Three-axle vehicle	0	0	0	0		0	0
F-Multi-axle Truck	1675	636887	1993	739788		2071	766430
G-Oversized vehicle	0	0	0	0	0	0	
FASTag Debit Adjustment/ Chargeback Received from Bank (Net) (Note-5)	0	0	0	3164	Note-5	0	1531
<b>H- Total</b>	<b>13993</b>	<b>1604588</b>	<b>15612</b>	<b>1744890</b>		<b>15372</b>	<b>1797995</b>

**Day/Month wise Opening Balance of Toll Collection & Traffic**


Day	18
Month	3
Year	2025
Toll Depositing Bank	State Bank Of India
Bank Account No.	39177623786

Transaction Type	Car/Jeep Count	Total Car/ Jeep Amount (in Rs.)	Bus/Truck Count	Total Bus / Truck Amount (in Rs.)	LCV Count	Total LCV Amount (in Rs.)	MAV (Multi Axle Vehicle Count)	Total MAV (Multi Axle Vehicle) Amount (in Rs.)	Three Axle Count	Three Axle Count Amount (in Rs.)	FASTag Debit Adjustment/ Chargeback Received from Bank (Net)
1	2	3	4	5	8	9	10	11	12	13	Note-5
Single Journey	5997	282344	1055	176487	639	54816	1898	673216	0	0	1531
Monthly Pass Sales	1	1410	0	0	2	4980	0	0	0	0	0
Daily Pass Sales	4219	301091	383	95962	362	45995	167	88954	0	0	0
Local Pass Sales	0	0	0	0	0	0	0	0	0	0	0
Return Pass Sales	0	0	0	0	0	0	0	0	0	0	0
Double User Fee (FASTag Lane Violation) (Note-6)	605	56870	23	7590	15	2490	6	4260	0	0	0

Total Non-Tollable Traffic Count Entry Details (Note-2)					
Transaction Type	Car/Jeep Count	Bus/Truck Count	LCV Count	MAV (Multi Axle Vehicle Count)	Three Axle Count
1	2	3	5	6	7
Reuse & Exit	4891	573	675	164	0
Exemption & Violation	18902	1053	487	1429	0

**Notes**

1. Fee for Fastag vehicles passing two toll plazas, is collected at two plazas in few cases and therefore section wise traffic details will not be available at one plaza for same.
2. All Non-tollable traffic could not be recorded/reported due to unavailability of adequate Lanes & systems. Non-Tollable count includes Reuse of daily/return/monthly pass, exit trips, exemption and violations.
3. Reporting (FASTag/Cash/Card) - 12:00:00 AM to 11:59:59 PM.
4. Fastag Collection is net of Acquiring Bank Charges
5. FASTag Debit Adjustment/Chargeback Received from Bank (Net)
6. Double user fee (from cash vehicles entering dedicated Fastag lane) collected from vehicles are reported separately (count and revenue). These are included in vehicle category wise count and revenue.



**MONTHLY/DAILY FEE STATEMENT**

Project Highway: National Highway NH-48

Day/Month: 01-Mar-2025

Sr. No.	Name of Toll Plaza Location	Chainage
National Highway NH-48 (from Km. 20+400 to 131+200)		
1	Varsoli	60+050

Type of Vehicle	For corresponding day/month of previous year 1-Mar-2024		For preceding day/month 28-Feb-2025		For the day/month reported upon 1-Mar-2025		
	No. of Vehicles	Fee collected (in lakh Rs.)	No. of Vehicles	Fee collected (in lakh Rs.)	Fee per Vehicle (in Rs.)	No. of Vehicles	Fee collected (in lakh Rs.)
1	2	3	4	5	6	7	8
A-Car (Note-7)	7338	438813	7503	442293	Note-1	9732	575260
B-LCV	1234	125786	1311	126235		1439	140921
C-Bus	1502	279709	1589	296305		1614	305730
D-Truck	0	0	0	0		0	0
E-Three-axle vehicle	0	0	0	0		0	0
F-Multi-axle Truck	3546	1327787	3851	1478177		3634	1366979
G-Oversized vehicle	0	0	0	0	0	0	
FASTag Debit Adjustment/ Chargeback Received from Bank (Net) (Note-5)	0	505	0	6450	Note-5	0	1979
<b>H- Total</b>	<b>13620</b>	<b>2172600</b>	<b>14254</b>	<b>2349459</b>		<b>16419</b>	<b>2390869</b>

**Day/Month wise Opening Balance of Toll Collection & Traffic**

Day	1
Month	3
Year	2025
Toll Depositing Bank	State Bank Of India
Bank Account No.	39177623786

Transaction Type	Car/Jeep Count	Total Car/ Jeep Amount (in Rs.)	Bus/Truck Count	Total Bus / Truck Amount (in Rs.)	LCV Count	Total LCV Amount (in Rs.)	MAV (Multi Axle Vehicle Count)	Total MAV (Multi Axle Vehicle) Amount (in Rs.)	Three Axle Count	Three Axle Count Amount (in Rs.)	FASTag Debit Adjustment/ Chargeback Received from Bank (Net)
1	2	3	4	5	8	9	10	11	12	13	Note-5
Single Journey	6055	285693	1229	203582	1013	84490	3189	1130688	0	0	1979
Monthly Pass Sales	6	10571	1	4941	1	2486	0	0	0	0	0
Daily Pass Sales	2818	198407	358	88627	401	49962	439	232031	0	0	0
Local Pass Sales	0	0	0	0	0	0	0	0	0	0	0
Return Pass Sales	0	0	0	0	0	0	0	0	0	0	0
Double User Fee (FASTag Lane Violation) (Note-6)	853	80588	26	8580	24	3984	6	4260	0	0	0

Total Non-Tollable Traffic Count Entry Details (Note-2)					
Transaction Type	Car/Jeep Count	Bus/Truck Count	LCV Count	MAV (Multi Axle Vehicle Count)	Three Axle Count
1	2	3	5	6	7
Reuse & Exit	3154	378	431	442	0
Exemption & Violation	5571	273	111	310	0



**Notes**

1. Fee for Fastag vehicles passing two toll plazas, is collected at two plazas in few cases and therefore section wise traffic details will not be available at one plaza for same.
2. All Non-tollable traffic could not be recorded/reported due to unavailability of adequate Lanes & systems. Non-Tollable count includes Reuse of daily/return/monthly pass, exit trips, exemption and violations.
3. Reporting (FASTag/Cash/Card) - 12:00:00 AM to 11:59:59 PM.
4. Fastag Collection is net of Acquiring Bank Charges
5. FASTag Debit Adjustment/Chargeback Received from Bank (Net)
6. Double user fee (from cash vehicles entering dedicated Fastag lane) collected from vehicles are reported separately (count and revenue). These are included in vehicle category wise count and revenue.

**MONTHLY/DAILY FEE STATEMENT**

Project Highway: National Highway NH-48

Day/Month: 02-Mar-2025

Sr. No.	Name of Toll Plaza Location	Chainage
National Highway NH-48 (from Km. 20+400 to 131+200)		
1	Varsoli	60+050

Type of Vehicle	For corresponding day/month of previous year 2-Mar-2024		For preceding day/month 1-Mar-2025		For the day/month reported upon 2-Mar-2025		
	No. of Vehicles	Fee collected (in lakh Rs.)	No. of Vehicles	Fee collected (in lakh Rs.)	Fee per Vehicle (in Rs.)	No. of Vehicles	Fee collected (in lakh Rs.)
1	2	3	4	5	6	7	8
A –Car (Note-7)	9115	531663	9732	575260	Note-1	10224	604168
B –LCV	1170	115400	1439	140921		888	85428
C- Bus	1451	271511	1614	305730		1242	228536
D –Truck	0	0	0	0		0	0
E -Three-axle vehicle	0	0	0	0		0	0
F -Multi-axle Truck	3169	1201527	3634	1366979		2912	1070104
G -Oversized vehicle	0	0	0	0		0	0
FASTag Debit Adjustment/ Chargeback Received from Bank (Net) (Note-5)	0	652	0	1979	Note-5	0	-47
<b>H- Total</b>	<b>14905</b>	<b>2120754</b>	<b>16419</b>	<b>2390869</b>		<b>15266</b>	<b>1988190</b>

**Day/Month wise Opening Balance of Toll Collection & Traffic**

Day	2
Month	3
Year	2025
Toll Depositing Bank	State Bank Of India
Bank Account No.	39177623786

Transaction Type	Car/Jeep Count	Total Car/ Jeep Amount (in Rs.)	Bus/Truck Count	Total Bus / Truck Amount (in Rs.)	LCV Count	Total LCV Amount (in Rs.)	MAV (Multi Axle Vehicle Count)	Total MAV (Multi Axle Vehicle) Amount (in Rs.)	Three Axle Count	Three Axle Count Amount (in Rs.)	FASTag Debit Adjustment/ Chargeback Received from Bank (Net) Note-5
1	2	3	4	5	8	9	10	11	12	13	
Single Journey	6050	285084	985	162770	675	56261	2705	958995	0	0	-47
Monthly Pass Sales	0	0	0	0	1	2486	0	0	0	0	0
Daily Pass Sales	3121	219821	232	57516	205	25519	198	104719	0	0	0
Local Pass Sales	0	0	0	0	0	0	0	0	0	0	0
Return Pass Sales	0	0	0	0	0	0	0	0	0	0	0
Double User Fee (FASTag Lane Violation) (Note-6)	1053	99264	25	8250	7	1162	9	6390	0	0	0

Total Non-Tollable Traffic Count Entry Details (Note-2)						
Transaction Type	Car/Jeep Count	Bus/Truck Count	LCV Count	MAV (Multi Axle Vehicle Count)	Three Axle Count	
1	2	3	5	6	7	
Reuse & Exit	3382	246	229	200	0	
Exemption & Violation	5971	218	88	204	0	

**Notes**

1. Fee for Fastag vehicles passing two toll plazas, is collected at two plazas in few cases and therefore section wise traffic details will not be available at one plaza for same.
2. All Non-tollable traffic could not be recorded/reported due to unavailability of adequate Lanes & systems. Non-Tollable count includes Reuse of daily/return/monthly pass, exit trips, exemption and violations.
3. Reporting (FASTag/Cash/Card) - 12:00:00 AM to 11:59:59 PM.
4. Fastag Collection is net of Acquiring Bank Charges
5. FASTag Debit Adjustment/Chargeback Received from Bank (Net)
6. Double user fee (from cash vehicles entering dedicated Fastag lane) collected from vehicles are reported separately (count and revenue). These are included in vehicle category wise count and revenue.



**MONTHLY/DAILY FEE STATEMENT**

Project Highway: National Highway NH-48

Day/Month: 03-Mar-2025

Sr. No.	Name of Toll Plaza Location	Chainage
National Highway NH-48 (from Km. 20+400 to 131+200)		
1	Varsoli	60+050

Type of Vehicle	For corresponding day/month of previous year 3-Mar-2024		For preceding day/month 2-Mar-2025		For the day/month reported upon 3-Mar-2025		
	No. of Vehicles	Fee collected (in lakh Rs.)	No. of Vehicles	Fee collected (in lakh Rs.)	Fee per Vehicle (in Rs.)	No. of Vehicles	Fee collected (in lakh Rs.)
1	2	3	4	5	6	7	8
A-Car (Note-7)	10524	633421	10224	604168	Note-1	6383	373068
B-LCV	806	77669	888	85428		1040	100842
C-Bus	1140	208274	1242	228536		1242	231430
D-Truck	0	0	0	0		0	0
E-Three-axle vehicle	0	0	0	0		0	0
F-Multi-axle Truck	2549	942626	2912	1070104		2883	1089092
G-Oversized vehicle	0	0	0	0		0	0
FASTag Debit Adjustment/ Chargeback Received from Bank (Net) (Note-5)	0	-36	0	-47	Note-5	0	0
<b>H- Total</b>	<b>15019</b>	<b>1861954</b>	<b>15266</b>	<b>1988190</b>		<b>11548</b>	<b>1794431</b>

**Day/Month wise Opening Balance of Toll Collection & Traffic**

Day	3
Month	3
Year	2025
Toll Depositing Bank	State Bank Of India
Bank Account No.	39177623786

Transaction Type	Car/Jeep Count	Total Car/ Jeep Amount (in Rs.)	Bus/Truck Count	Total Bus / Truck Amount (in Rs.)	LCV Count	Total LCV Amount (in Rs.)	MAV (Multi Axle Vehicle Count)	Total MAV (Multi Axle Vehicle) Amount (in Rs.)	Three Axle Count	Three Axle Count Amount (in Rs.)	FASTag Debit Adjustment/ Chargeback Received from Bank (Net)
1	2	3	4	5	8	9	10	11	12	13	Note-5
Single Journey	3939	185976	936	154935	711	59412	2510	890542	0	0	0
Monthly Pass Sales	3	2489	0	0	0	0	0	0	0	0	0
Daily Pass Sales	1911	134689	298	73855	322	40102	367	194290	0	0	0
Local Pass Sales	0	0	0	0	0	0	0	0	0	0	0
Return Pass Sales	0	0	0	0	0	0	0	0	0	0	0
Double User Fee (FASTag Lane Violation) (Note-6)	530	49914	8	2640	7	1328	6	4260	0	0	0

Total Non-Tollable Traffic Count Entry Details (Note-2)					
Transaction Type	Car/Jeep Count	Bus/Truck Count	LCV Count	MAV (Multi Axle Vehicle Count)	Three Axle Count
1	2	3	5	6	7
Reuse & Exit	2072	320	344	374	0
Exemption & Violation	6283	255	111	364	0



**Notes**

- Fee for Fastag vehicles passing two toll plazas, is collected at two plazas in few cases and therefore section wise traffic details will not be available at one plaza for same.
- All Non-tollable traffic could not be recorded/reported due to unavailability of adequate Lanes & systems. Non-Tollable count includes Reuse of daily/return/monthly pass, exit trips, exemption and violations.
- Reporting (FASTag/Cash/Card) - 12:00:00 AM to 11:59:59 PM.
- Fastag Collection is net of Acquiring Bank Charges
- FASTag Debit Adjustment/Chargeback Received from Bank (Net)
- Double user fee (from cash vehicles entering dedicated Fastag lane) collected from vehicles are reported separately (count and revenue). These are included in vehicle category wise count and revenue.

**MONTHLY/DAILY FEE STATEMENT**

Project Highway: National Highway NH-48

Day/Month: 04-Mar-2025

Sr. No.	Name of Toll Plaza Location	Chainage
National Highway NH-48 (from Km. 20+400 to 131+200)		
1	Varsoli	60+050

Type of Vehicle	For corresponding day/month of previous year 4-Mar-2024		For preceding day/month 3-Mar-2025		For the day/month reported upon 4-Mar-2025		
	No. of Vehicles	Fee collected (in lakh Rs.)	No. of Vehicles	Fee collected (in lakh Rs.)	Fee per Vehicle (in Rs.)	No. of Vehicles	Fee collected (in lakh Rs.)
1	2	3	4	5	6	7	8
A-Car (Note-7)	6253	367610	6383	373068	Note-1	6216	368719
B-LCV	954	96751	1040	100842		1271	123009
C-Bus	1200	225838	1242	231430		1437	268540
D-Truck	0	0	0	0		0	0
E-Three-axle vehicle	0	0	0	0		0	0
F-Multi-axle Truck	2455	982172	2883	1089092		3513	1327865
G-Oversized vehicle	0	0	0	0		0	0
FASTag Debit Adjustment/ Chargeback Received from Bank (Net) (Note-5)	0	1555	0	0	Note-5	0	1193
<b>H- Total</b>	<b>10862</b>	<b>1673926</b>	<b>11548</b>	<b>1794431</b>		<b>12437</b>	<b>2089327</b>

**Day/Month wise Opening Balance of Toll Collection & Traffic**

Day	4
Month	3
Year	2025
Toll Depositing Bank	State Bank Of India
Bank Account No.	39177623786

Transaction Type	Car/Jeep Count	Total Car/ Jeep Amount (in Rs.)	Bus/Truck Count	Total Bus / Truck Amount (in Rs.)	LCV Count	Total LCV Amount (in Rs.)	MAV (Multi Axle Vehicle Count)	Total MAV (Multi Axle Vehicle) Amount (in Rs.)	Three Axle Count	Three Axle Count Amount (in Rs.)	FASTag Debit Adjustment/ Chargeback Received from Bank (Net)
1	2	3	4	5	8	9	10	11	12	13	Note-5
Single Journey	3572	168989	1081	178925	872	72751	3051	1082971	0	0	1193
Monthly Pass Sales	1	720	0	0	0	0	0	0	0	0	0
Daily Pass Sales	2103	148156	338	83676	383	47602	454	239214	0	0	0
Local Pass Sales	0	0	0	0	0	0	0	0	0	0	0
Return Pass Sales	0	0	0	0	0	0	0	0	0	0	0
Double User Fee (FASTag Lane Violation) (Note-6)	540	50854	18	5940	16	2656	8	5680	0	0	0

Total Non-Tollable Traffic Count Entry Details (Note-2)					
Transaction Type	Car/Jeep Count	Bus/Truck Count	LCV Count	MAV (Multi Axle Vehicle Count)	Three Axle Count
1	2	3	5	6	7
Reuse & Exit	2286	363	404	456	0
Exemption & Violation	5236	282	113	402	0



**Notes**

1. Fee for Fastag vehicles passing two toll plazas, is collected at two plazas in few cases and therefore section wise traffic details will not be available at one plaza for same.
2. All Non-tollable traffic could not be recorded/reported due to unavailability of adequate Lanes & systems. Non-Tollable count includes Reuse of daily/return/monthly pass, exit trips, exemption and violations.
3. Reporting (FASTag/Cash/Card) - 12:00:00 AM to 11:59:59 PM.
4. Fastag Collection is net of Acquiring Bank Charges
5. FASTag Debit Adjustment/Chargeback Received from Bank (Net)
6. Double user fee (from cash vehicles entering dedicated Fastag lane) collected from vehicles are reported separately (count and revenue). These are included in vehicle category wise count and revenue.

**MONTHLY/DAILY FEE STATEMENT**

Project Highway: National Highway NH-48

Day/Month: 05-Mar-2025

Sr. No.	Name of Toll Plaza Location	Chainage
National Highway NH-48 (from Km. 20+400 to 131+200)		
1	Varsoli	60+050

Type of Vehicle	For corresponding day/month of previous year 5-Mar-2024		For preceding day/month 4-Mar-2025		For the day/month reported upon 5-Mar-2025		
	No. of Vehicles	Fee collected (in lakh Rs.)	No. of Vehicles	Fee collected (in lakh Rs.)	Fee per Vehicle (in Rs.)	No. of Vehicles	Fee collected (in lakh Rs.)
1	2	3	4	5	6	7	8
A-Car (Note-7)	6065	364501	6216	368719	Note-1	6347	372695
B-LCV	1162	113442	1271	123009		1303	125409
C-Bus	1399	261971	1437	268540		1437	266017
D-Truck	0	0	0	0		0	0
E-Three-axle vehicle	0	0	0	0		0	0
F-Multi-axle Truck	3114	1182164	3513	1327865		3549	1354015
G-Oversized vehicle	0	0	0	0		0	0
FASTag Debit Adjustment/ Chargeback Received from Bank (Net) (Note-5)	0	971	0	1193	Note-5	0	1519
<b>H- Total</b>	<b>11740</b>	<b>1923049</b>	<b>12437</b>	<b>2089327</b>		<b>12636</b>	<b>2119655</b>

**Day/Month wise Opening Balance of Toll Collection & Traffic**

Day	5
Month	3
Year	2025
Toll Depositing Bank	State Bank Of India
Bank Account No.	39177623786

Transaction Type	Car/Jeep Count	Total Car/ Jeep Amount (in Rs.)	Bus/Truck Count	Total Bus / Truck Amount (in Rs.)	LCV Count	Total LCV Amount (in Rs.)	MAV (Multi Axle Vehicle Count)	Total MAV (Multi Axle Vehicle) Amount (in Rs.)	Three Axle Count	Three Axle Count Amount (in Rs.)	FASTag Debit Adjustment/ Chargeback Received from Bank (Net) Note-5
1	2	3	4	5	8	9	10	11	12	13	
Single Journey	3698	174663	1101	181805	907	75651	3017	1069975	0	0	1519
Monthly Pass Sales	0	0	0	0	0	0	0	0	0	0	0
Daily Pass Sales	2174	153288	323	79922	384	47766	526	279070	0	0	0
Local Pass Sales	0	0	0	0	0	0	0	0	0	0	0
Return Pass Sales	0	0	0	0	0	0	0	0	0	0	0
Double User Fee (FASTag Lane Violation) (Note-6)	475	44744	13	4290	12	1992	6	4970	0	0	0

Total Non-Tollable Traffic Count Entry Details (Note-2)					
Transaction Type	Car/Jeep Count	Bus/Truck Count	LCV Count	MAV (Multi Axle Vehicle Count)	Three Axle Count
1	2	3	5	6	7
Reuse & Exit	2462	346	403	535	0
Exemption & Violation	5853	305	141	355	0



**Notes**

1. Fee for Fastag vehicles passing two toll plazas, is collected at two plazas in few cases and therefore section wise traffic details will not be available at one plaza for same.
2. All Non-tollable traffic could not be recorded/reported due to unavailability of adequate Lanes & systems. Non-Tollable count includes Reuse of daily/return/monthly pass, exit trips, exemption and violations.
3. Reporting (FASTag/Cash/Card) - 12:00:00 AM to 11:59:59 PM.
4. Fastag Collection is net of Acquiring Bank Charges
5. FASTag Debit Adjustment/Chargeback Received from Bank (Net)
6. Double user fee (from cash vehicles entering dedicated Fastag lane) collected from vehicles are reported separately (count and revenue). These are included in vehicle category wise count and revenue.

**MONTHLY/DAILY FEE STATEMENT**

Project Highway: National Highway NH-48

Day/Month: 06-Mar-2025

Sr. No.	Name of Toll Plaza Location	Chainage
National Highway NH-48 (from Km. 20+400 to 131+200)		
1	Varsoli	60+050

Type of Vehicle	For corresponding day/month of previous year 6-Mar-2024		For preceding day/month 5-Mar-2025		For the day/month reported upon 6-Mar-2025		
	No. of Vehicles	Fee collected (in lakh Rs.)	No. of Vehicles	Fee collected (in lakh Rs.)	Fee per Vehicle (in Rs.)	No. of Vehicles	Fee collected (in lakh Rs.)
1	2	3	4	5	6	7	8
A-Car (Note-7)	6289	374978	6347	372695	Note-1	6261	370360
B-LCV	1149	112334	1303	125409		1266	122801
C-Bus	1512	282785	1437	266017		1503	283717
D-Truck	0	0	0	0		0	0
E-Three-axle vehicle	0	0	0	0		0	0
F-Multi-axle Truck	3114	1182800	3549	1354015		3635	1384348
G-Oversized vehicle	0	0	0	0	0	0	
FASTag Debit Adjustment/ Chargeback Received from Bank (Net) (Note-5)	0	842	0	1519	Note-5	0	846
<b>H- Total</b>	<b>12064</b>	<b>1953738</b>	<b>12636</b>	<b>2119655</b>		<b>12665</b>	<b>2162071</b>

**Day/Month wise Opening Balance of Toll Collection & Traffic**

Day	6
Month	3
Year	2025
Toll Depositing Bank	State Bank Of India
Bank Account No.	39177623786

Transaction Type	Car/Jeep Count	Total Car/ Jeep Amount (in Rs.)	Bus/Truck Count	Total Bus / Truck Amount (in Rs.)	LCV Count	Total LCV Amount (in Rs.)	MAV (Multi Axle Vehicle Count)	Total MAV (Multi Axle Vehicle) Amount (in Rs.)	Three Axle Count	Three Axle Count Amount (in Rs.)	FASTag Debit Adjustment/ Chargeback Received from Bank (Net)
1	2	3	4	5	8	9	10	11	12	13	Note-5
Single Journey	3653	173091	1155	191225	863	72173	3105	1101280	0	0	846
Monthly Pass Sales	1	1408	1	4941	0	0	0	0	0	0	0
Daily Pass Sales	2094	147545	330	81941	390	48469	521	276678	0	0	0
Local Pass Sales	0	0	0	0	0	0	0	0	0	0	0
Return Pass Sales	0	0	0	0	0	0	0	0	0	0	0
Double User Fee (FASTag Lane Violation) (Note-6)	513	48316	17	5610	13	2158	9	6390	0	0	0

Total Non-Tollable Traffic Count Entry Details (Note-2)					
Transaction Type	Car/Jeep Count	Bus/Truck Count	LCV Count	MAV (Multi Axle Vehicle Count)	Three Axle Count
1	2	3	5	6	7
Reuse & Exit	2398	355	414	559	0
Exemption & Violation	5618	408	97	382	0

**Notes**

1. Fee for Fastag vehicles passing two toll plazas, is collected at two plazas in few cases and therefore section wise traffic details will not be available at one plaza for same.
2. All Non-tollable traffic could not be recorded/reported due to unavailability of adequate Lanes & systems. Non-Tollable count includes Reuse of daily/return/monthly pass, exit trips, exemption and violations.
3. Reporting (FASTag/Cash/Card) - 12:00:00 AM to 11:59:59 PM.
4. Fastag Collection is net of Acquiring Bank Charges
5. FASTag Debit Adjustment/Chargeback Received from Bank (Net)
6. Double user fee (from cash vehicles entering dedicated Fastag lane) collected from vehicles are reported separately (count and revenue). These are included in vehicle category wise count and revenue.





**MONTHLY/DAILY FEE STATEMENT**

Project Highway: National Highway NH-48

Day/Month: 07-Mar-2025

Sr. No.	Name of Toll Plaza Location	Chainage
National Highway NH-48 (from Km. 20+400 to 131+200)		
1	Varsoli	60+050

Type of Vehicle	For corresponding day/month of previous year 7-Mar-2024		For preceding day/month 6-Mar-2025		For the day/month reported upon 7-Mar-2025		
	No. of Vehicles	Fee collected (in lakh Rs.)	No. of Vehicles	Fee collected (in lakh Rs.)	Fee per Vehicle (in Rs.)	No. of Vehicles	Fee collected (in lakh Rs.)
1	2	3	4	5	6	7	8
A-Car (Note-7)	6024	356354	6261	370360	Note-1	7181	422928
B-LCV	1156	109814	1266	122801		1261	120714
C-Bus	1321	252391	1503	283717		1485	275090
D-Truck	0	0	0	0		0	0
E-Three-axle vehicle	0	0	0	0		0	0
F-Multi-axle Truck	3009	1132865	3635	1384348		3592	1378622
G-Oversized vehicle	0	0	0	0	0	0	
FASTag Debit Adjustment/ Chargeback Received from Bank (Net) (Note-5)	0	1413	0	846	Note-5	0	719
<b>H- Total</b>	<b>11510</b>	<b>1852837</b>	<b>12665</b>	<b>2162071</b>		<b>13519</b>	<b>2198073</b>

**Day/Month wise Opening Balance of Toll Collection & Traffic**

Day	7
Month	3
Year	2025
Toll Depositing Bank	State Bank Of India
Bank Account No.	39177623786

Transaction Type	Car/Jeep Count	Total Car/ Jeep Amount (in Rs.)	Bus/Truck Count	Total Bus / Truck Amount (in Rs.)	LCV Count	Total LCV Amount (in Rs.)	MAV (Multi Axle Vehicle Count)	Total MAV (Multi Axle Vehicle) Amount (in Rs.)	Three Axle Count	Three Axle Count Amount (in Rs.)	FASTag Debit Adjustment/ Chargeback Received from Bank (Net)
1	2	3	4	5	8	9	10	11	12	13	Note-5
Single Journey	4183	197363	1147	189231	888	74021	3005	1065430	0	0	719
Monthly Pass Sales	0	0	0	0	0	0	0	0	0	0	0
Daily Pass Sales	2408	169823	315	78268	364	45199	580	307512	0	0	0
Local Pass Sales	0	0	0	0	0	0	0	0	0	0	0
Return Pass Sales	0	0	0	0	0	0	0	0	0	0	0
Double User Fee (FASTag Lane Violation) (Note-6)	590	55742	23	7590	9	1494	7	5680	0	0	0

Total Non-Tollable Traffic Count Entry Details (Note-2)					
Transaction Type	Car/Jeep Count	Bus/Truck Count	LCV Count	MAV (Multi Axle Vehicle Count)	Three Axle Count
1	2	3	5	6	7
Reuse & Exit	2602	338	384	591	0
Exemption & Violation	5456	370	113	337	0

**Notes**

- Fee for Fastag vehicles passing two toll plazas, is collected at two plazas in few cases and therefore section wise traffic details will not be available at one plaza for same.
- All Non-tollable traffic could not be recorded/reported due to unavailability of adequate Lanes & systems. Non-Tollable count includes Reuse of daily/return/monthly pass, exit trips, exemption and violations.
- Reporting (FASTag/Cash/Card) - 12:00:00 AM to 11:59:59 PM.
- Fastag Collection is net of Acquiring Bank Charges
- FASTag Debit Adjustment/Chargeback Received from Bank (Net)
- Double user fee (from cash vehicles entering dedicated Fastag lane) collected from vehicles are reported separately (count and revenue). These are included in vehicle category wise count and revenue.



**MONTHLY/DAILY FEE STATEMENT**

Project Highway: National Highway NH-48

Day/Month: 08-Mar-2025

Sr. No.	Name of Toll Plaza Location	Chainage
National Highway NH-48 (from Km. 20+400 to 131+200)		
1	Varsoli	60+050

Type of Vehicle	For corresponding day/month of previous year 8-Mar-2024		For preceding day/month 7-Mar-2025		For the day/month reported upon 8-Mar-2025		
	No. of Vehicles	Fee collected (in lakh Rs.)	No. of Vehicles	Fee collected (in lakh Rs.)	Fee per Vehicle (in Rs.)	No. of Vehicles	Fee collected (in lakh Rs.)
1	2	3	4	5	6	7	8
A-Car (Note-7)	7579	444112	7181	422928	Note-1	9268	538737
B-LCV	1214	124972	1261	120714		1262	122163
C-Bus	1427	266048	1485	275090		1480	275490
D-Truck	0	0	0	0		0	0
E-Three-axle vehicle	0	0	0	0		0	0
F-Multi-axle Truck	3395	1304823	3592	1378622		3682	1391692
G-Oversized vehicle	0	0	0	0		0	0
FASTag Debit Adjustment/ Chargeback Received from Bank (Net) (Note-5)	0	1008	0	719	Note-5	0	0
<b>H- Total</b>	<b>13615</b>	<b>2140964</b>	<b>13519</b>	<b>2198073</b>		<b>15692</b>	<b>2328082</b>

**Day/Month wise Opening Balance of Toll Collection & Traffic**

Day	8
Month	3
Year	2025
Toll Depositing Bank	State Bank Of India
Bank Account No.	39177623786

Transaction Type	Car/Jeep Count	Total Car/ Jeep Amount (in Rs.)	Bus/Truck Count	Total Bus / Truck Amount (in Rs.)	LCV Count	Total LCV Amount (in Rs.)	MAV (Multi Axle Vehicle Count)	Total MAV (Multi Axle Vehicle) Amount (in Rs.)	Three Axle Count	Three Axle Count Amount (in Rs.)	FASTag Debit Adjustment/ Chargeback Received from Bank (Net)
1	2	3	4	5	8	9	10	11	12	13	Note-5
Single Journey	5675	267665	1126	185958	862	71951	3196	1132639	0	0	0
Monthly Pass Sales	1	720	0	0	0	0	0	0	0	0	0
Daily Pass Sales	2866	201920	332	82272	389	48387	482	256214	0	0	0
Local Pass Sales	0	0	0	0	0	0	0	0	0	0	0
Return Pass Sales	0	0	0	0	0	0	0	0	0	0	0
Double User Fee (FASTag Lane Violation) (Note-6)	726	68432	22	7260	11	1826	4	2840	0	0	0

Total Non-Tollable Traffic Count Entry Details (Note-2)					
Transaction Type	Car/Jeep Count	Bus/Truck Count	LCV Count	MAV (Multi Axle Vehicle Count)	Three Axle Count
1	2	3	5	6	7
Reuse & Exit	3170	358	401	496	0
Exemption & Violation	5052	339	106	315	0

**Notes**

1. Fee for Fastag vehicles passing two toll plazas, is collected at two plazas in few cases and therefore section wise traffic details will not be available at one plaza for same.
2. All Non-tollable traffic could not be recorded/reported due to unavailability of adequate Lanes & systems. Non-Tollable count includes Reuse of daily/return/monthly pass, exit trips, exemption and violations.
3. Reporting (FASTag/Cash/Card) - 12:00:00 AM to 11:59:59 PM.
4. Fastag Collection is net of Acquiring Bank Charges
5. FASTag Debit Adjustment/Chargeback Received from Bank (Net)
6. Double user fee (from cash vehicles entering dedicated Fastag lane) collected from vehicles are reported separately (count and revenue). These are included in vehicle category wise count and revenue.



**MONTHLY/DAILY FEE STATEMENT**

Project Highway: National Highway NH-48

Day/Month: 09-Mar-2025

Sr. No.	Name of Toll Plaza Location	Chainage
National Highway NH-48 (from Km. 20+400 to 131+200)		
1	Varsoli	60+050

Type of Vehicle	For corresponding day/month of previous year 9-Mar-2024		For preceding day/month 8-Mar-2025		For the day/month reported upon 9-Mar-2025		
	No. of Vehicles	Fee collected (in lakh Rs.)	No. of Vehicles	Fee collected (in lakh Rs.)	Fee per Vehicle (in Rs.)	No. of Vehicles	Fee collected (in lakh Rs.)
1	2	3	4	5	6	7	8
A-Car (Note-7)	9081	536724	9268	538737	Note-1	9519	568785
B-LCV	1037	100654	1262	122163		874	83885
C-Bus	1272	235756	1480	275490		1215	227561
D-Truck	0	0	0	0		0	0
E-Three-axle vehicle	0	0	0	0		0	0
F-Multi-axle Truck	3117	1178485	3682	1391692		3012	1118738
G-Oversized vehicle	0	0	0	0		0	0
FASTag Debit Adjustment/ Chargeback Received from Bank (Net) (Note-5)	0	1660	0	0	Note-5	0	0
<b>H- Total</b>	<b>14507</b>	<b>2053279</b>	<b>15692</b>	<b>2328082</b>		<b>14620</b>	<b>1998970</b>

**Day/Month wise Opening Balance of Toll Collection & Traffic**

Day	9
Month	3
Year	2025
Toll Depositing Bank	State Bank Of India
Bank Account No.	39177623786

Transaction Type	Car/Jeep Count	Total Car/ Jeep Amount (in Rs.)	Bus/Truck Count	Total Bus / Truck Amount (in Rs.)	LCV Count	Total LCV Amount (in Rs.)	MAV (Multi Axle Vehicle Count)	Total MAV (Multi Axle Vehicle) Amount (in Rs.)	Three Axle Count	Three Axle Count Amount (in Rs.)	FASTag Debit Adjustment/ Chargeback Received from Bank (Net) Note-5
1	2	3	4	5	8	9	10	11	12	13	
Single Journey	5498	259405	934	154518	620	51816	2728	966969	0	0	0
Monthly Pass Sales	0	0	1	2490	0	0	0	0	0	0	0
Daily Pass Sales	2934	206638	265	65604	243	30242	278	147509	0	0	0
Local Pass Sales	0	0	0	0	0	0	0	0	0	0	0
Return Pass Sales	0	0	0	0	0	0	0	0	0	0	0
Double User Fee (FASTag Lane Violation) (Note-6)	1087	102742	15	4950	11	1826	6	4260	0	0	0

Total Non-Tollable Traffic Count Entry Details (Note-2)						
Transaction Type	Car/Jeep Count	Bus/Truck Count	LCV Count	MAV (Multi Axle Vehicle Count)	Three Axle Count	
1	2	3	5	6	7	
Reuse & Exit	3189	298	262	281		0
Exemption & Violation	5567	229	103	191		0



**Notes**

- Fee for Fastag vehicles passing two toll plazas, is collected at two plazas in few cases and therefore section wise traffic details will not be available at one plaza for same.
- All Non-tollable traffic could not be recorded/reported due to unavailability of adequate Lanes & systems. Non-Tollable count includes Reuse of daily/return/monthly pass, exit trips, exemption and violations.
- Reporting (FASTag/Cash/Card) - 12:00:00 AM to 11:59:59 PM.
- Fastag Collection is net of Acquiring Bank Charges
- FASTag Debit Adjustment/Chargeback Received from Bank (Net)
- Double user fee (from cash vehicles entering dedicated Fastag lane) collected from vehicles are reported separately (count and revenue). These are included in vehicle category wise count and revenue.

**MONTHLY/DAILY FEE STATEMENT**

Project Highway: National Highway NH-48

Day/Month: 10-Mar-2025

Sr. No.	Name of Toll Plaza Location	Chainage
National Highway NH-48 (from Km. 20+400 to 131+200)		
1	Varsoli	60+050

Type of Vehicle	For corresponding day/month of previous year 10-Mar-2024		For preceding day/month 9-Mar-2025		For the day/month reported upon 10-Mar-2025		
	No. of Vehicles	Fee collected (in lakh Rs.)	No. of Vehicles	Fee collected (in lakh Rs.)	Fee per Vehicle (in Rs.)	No. of Vehicles	Fee collected (in lakh Rs.)
1	2	3	4	5	6	7	8
A –Car (Note-7)	10051	594822	9519	568785	Note-1	6015	349128
B –LCV	713	69098	874	83885		973	97776
C- Bus	1121	204558	1215	227561		1207	223473
D –Truck	0	0	0	0		0	0
E -Three-axle vehicle	0	0	0	0		0	0
F -Multi-axle Truck	2545	934565	3012	1118738		2992	1133508
G -Oversized vehicle	0	0	0	0		0	0
FASTag Debit Adjustment/ Chargeback Received from Bank (Net) (Note-5)	0	0	0	0	Note-5	0	2178
<b>H- Total</b>	<b>14430</b>	<b>1803043</b>	<b>14620</b>	<b>1998970</b>		<b>11187</b>	<b>1806064</b>

**Day/Month wise Opening Balance of Toll Collection & Traffic**


Day	10
Month	3
Year	2025
Toll Depositing Bank	State Bank Of India
Bank Account No.	39177623786

Transaction Type	Car/Jeep Count	Total Car/ Jeep Amount (in Rs.)	Bus/Truck Count	Total Bus / Truck Amount (in Rs.)	LCV Count	Total LCV Amount (in Rs.)	MAV (Multi Axle Vehicle Count)	Total MAV (Multi Axle Vehicle) Amount (in Rs.)	Three Axle Count	Three Axle Count Amount (in Rs.)	FASTag Debit Adjustment/ Chargeback Received from Bank (Net) Note-5
1	2	3	4	5	8	9	10	11	12	13	
Single Journey	3695	174627	921	152012	660	54935	2582	915825	0	0	2178
Monthly Pass Sales	0	0	0	0	2	3750	0	0	0	0	0
Daily Pass Sales	1871	131919	279	69151	301	37431	407	215553	0	0	0
Local Pass Sales	0	0	0	0	0	0	0	0	0	0	0
Return Pass Sales	0	0	0	0	0	0	0	0	0	0	0
Double User Fee (FASTag Lane Violation) (Note-6)	449	42582	7	2310	10	1660	3	2130	0	0	0

Total Non-Tollable Traffic Count Entry Details (Note-2)					
Transaction Type	Car/Jeep Count	Bus/Truck Count	LCV Count	MAV (Multi Axle Vehicle Count)	Three Axle Count
1	2	3	5	6	7
Reuse & Exit	2023	331	323	421	0
Exemption & Violation	7019	254	99	275	0

**Notes**

1. Fee for Fastag vehicles passing two toll plazas, is collected at two plazas in few cases and therefore section wise traffic details will not be available at one plaza for same.
2. All Non-tollable traffic could not be recorded/reported due to unavailability of adequate Lanes & systems. Non-Tollable count includes Reuse of daily/return/monthly pass, exit trips, exemption and violations.
3. Reporting (FASTag/Cash/Card) - 12:00:00 AM to 11:59:59 PM.
4. Fastag Collection is net of Acquiring Bank Charges
5. FASTag Debit Adjustment/Chargeback Received from Bank (Net)
6. Double user fee (from cash vehicles entering dedicated Fastag lane) collected from vehicles are reported separately (count and revenue). These are included in vehicle category wise count and revenue.



**MONTHLY/DAILY FEE STATEMENT**

Project Highway: National Highway NH-48

Day/Month: 11-Mar-2025

Sr. No.	Name of Toll Plaza Location	Chainage
National Highway NH-48 (from Km. 20+400 to 131+200)		
1	Varsoli	60+050

Type of Vehicle	For corresponding day/month of previous year 11-Mar-2024		For preceding day/month 10-Mar-2025		For the day/month reported upon 11-Mar-2025		
	No. of Vehicles	Fee collected (in lakh Rs.)	No. of Vehicles	Fee collected (in lakh Rs.)	Fee per Vehicle (in Rs.)	No. of Vehicles	Fee collected (in lakh Rs.)
1	2	3	4	5	6	7	8
A-Car (Note-7)	6121	357545	6015	349128	Note-1	6243	372007
B-LCV	878	85587	973	97776		1245	122012
C-Bus	1266	236368	1207	223473		1492	278701
D-Truck	0	0	0	0		0	0
E-Three-axle vehicle	0	0	0	0		0	0
F-Multi-axle Truck	2592	987690	2992	1133508		3690	1416388
G-Oversized vehicle	0	0	0	0		0	0
FASTag Debit Adjustment/ Chargeback Received from Bank (Net) (Note-5)	0	2091	0	2178	Note-5	0	739
<b>H- Total</b>	<b>10857</b>	<b>1669281</b>	<b>11187</b>	<b>1806064</b>		<b>12670</b>	<b>2189848</b>

**Day/Month wise Opening Balance of Toll Collection & Traffic**

Day	11
Month	3
Year	2025
Toll Depositing Bank	State Bank Of India
Bank Account No.	39177623786

Transaction Type	Car/Jeep Count	Total Car/ Jeep Amount (in Rs.)	Bus/Truck Count	Total Bus / Truck Amount (in Rs.)	LCV Count	Total LCV Amount (in Rs.)	MAV (Multi Axle Vehicle Count)	Total MAV (Multi Axle Vehicle) Amount (in Rs.)	Three Axle Count	Three Axle Count Amount (in Rs.)	FASTag Debit Adjustment/ Chargeback Received from Bank (Net) Note-5
1	2	3	4	5	8	9	10	11	12	13	
Single Journey	3503	165470	1122	185373	829	69663	3166	1122249	0	0	739
Monthly Pass Sales	0	0	0	0	0	0	3	16020	0	0	0
Daily Pass Sales	2191	154462	350	86728	399	49526	508	268889	0	0	0
Local Pass Sales	0	0	0	0	0	0	0	0	0	0	0
Return Pass Sales	0	0	0	0	0	0	0	0	0	0	0
Double User Fee (FASTag Lane Violation) (Note-6)	549	52076	20	6600	17	2822	13	9230	0	0	0

Total Non-Tollable Traffic Count Entry Details (Note-2)					
Transaction Type	Car/Jeep Count	Bus/Truck Count	LCV Count	MAV (Multi Axle Vehicle Count)	Three Axle Count
1	2	3	5	6	7
Reuse & Exit	2368	399	431	522	0
Exemption & Violation	7132	241	130	360	0

**Notes**

- Fee for Fastag vehicles passing two toll plazas, is collected at two plazas in few cases and therefore section wise traffic details will not be available at one plaza for same.
- All Non-tollable traffic could not be recorded/reported due to unavailability of adequate Lanes & systems. Non-Tollable count includes Reuse of daily/return/monthly pass, exit trips, exemption and violations.
- Reporting (FASTag/Cash/Card) - 12:00:00 AM to 11:59:59 PM.
- Fastag Collection is net of Acquiring Bank Charges
- FASTag Debit Adjustment/Chargeback Received from Bank (Net)
- Double user fee (from cash vehicles entering dedicated Fastag lane) collected from vehicles are reported separately (count and revenue). These are included in vehicle category wise count and revenue.



**MONTHLY/DAILY FEE STATEMENT**

Project Highway: National Highway NH-48

Day/Month: 12-Mar-2025

Sr. No.	Name of Toll Plaza Location	Chainage
National Highway NH-48 (from Km. 20+400 to 131+200)		
1	Varsoli	60+050

Type of Vehicle	For corresponding day/month of previous year 12-Mar-2024		For preceding day/month 11-Mar-2025		For the day/month reported upon 12-Mar-2025		
	No. of Vehicles	Fee collected (in lakh Rs.)	No. of Vehicles	Fee collected (in lakh Rs.)	Fee per Vehicle (in Rs.)	No. of Vehicles	Fee collected (in lakh Rs.)
1	2	3	4	5	6	7	8
A –Car (Note-7)	5954	356113	6243	372007	Note-1	6368	377677
B –LCV	1208	118945	1245	122012		1284	126044
C- Bus	1491	278631	1492	278701		1515	279050
D –Truck	0	0	0	0		0	0
E -Three-axle vehicle	0	0	0	0		0	0
F -Multi-axle Truck	3112	1199678	3690	1416388		3698	1426276
G -Oversized vehicle	0	0	0	0		0	0
FASTag Debit Adjustment/ Chargeback Received from Bank (Net) (Note-5)	0	475	0	739	Note-5	0	1134
<b>H- Total</b>	<b>11765</b>	<b>1953841</b>	<b>12670</b>	<b>2189848</b>		<b>12865</b>	<b>2210181</b>

**Day/Month wise Opening Balance of Toll Collection & Traffic**

Day	12
Month	3
Year	2025
Toll Depositing Bank	State Bank Of India
Bank Account No.	39177623786

Transaction Type	Car/Jeep Count	Total Car/ Jeep Amount (in Rs.)	Bus/Truck Count	Total Bus / Truck Amount (in Rs.)	LCV Count	Total LCV Amount (in Rs.)	MAV (Multi Axle Vehicle Count)	Total MAV (Multi Axle Vehicle) Amount (in Rs.)	Three Axle Count	Three Axle Count Amount (in Rs.)	FASTag Debit Adjustment/ Chargeback Received from Bank (Net)
1	2	3	4	5	8	9	10	11	12	13	Note-5
Single Journey	3616	170767	1193	197232	855	71370	3103	1099568	0	0	1134
Monthly Pass Sales	0	0	0	0	0	0	2	10680	0	0	0
Daily Pass Sales	2216	156243	295	72908	405	50524	584	309639	0	0	0
Local Pass Sales	0	0	0	0	0	0	0	0	0	0	0
Return Pass Sales	0	0	0	0	0	0	0	0	0	0	0
Double User Fee (FASTag Lane Violation) (Note-6)	536	50666	27	8910	24	4150	9	6390	0	0	0

Total Non-Tollable Traffic Count Entry Details (Note-2)					
Transaction Type	Car/Jeep Count	Bus/Truck Count	LCV Count	MAV (Multi Axle Vehicle Count)	Three Axle Count
1	2	3	5	6	7
Reuse & Exit	2386	350	437	592	0
Exemption & Violation	7310	239	128	329	0



**Notes**

1. Fee for Fastag vehicles passing two toll plazas, is collected at two plazas in few cases and therefore section wise traffic details will not be available at one plaza for same.
2. All Non-tollable traffic could not be recorded/reported due to unavailability of adequate Lanes & systems. Non-Tollable count includes Reuse of daily/return/monthly pass, exit trips, exemption and violations.
3. Reporting (FASTag/Cash/Card) - 12:00:00 AM to 11:59:59 PM.
4. Fastag Collection is net of Acquiring Bank Charges
5. FASTag Debit Adjustment/Chargeback Received from Bank (Net)
6. Double user fee (from cash vehicles entering dedicated Fastag lane) collected from vehicles are reported separately (count and revenue). These are included in vehicle category wise count and revenue.

**MONTHLY/DAILY FEE STATEMENT**

Project Highway: National Highway NH-48

Day/Month: 13-Mar-2025

Sr. No.	Name of Toll Plaza Location	Chainage
National Highway NH-48 (from Km. 20+400 to 131+200)		
1	Varsoli	60+050

Type of Vehicle	For corresponding day/month of previous year 13-Mar-2024		For preceding day/month 12-Mar-2025		For the day/month reported upon 13-Mar-2025		
	No. of Vehicles	Fee collected (in lakh Rs.)	No. of Vehicles	Fee collected (in lakh Rs.)	Fee per Vehicle (in Rs.)	No. of Vehicles	Fee collected (in lakh Rs.)
1	2	3	4	5	6	7	8
A –Car (Note-7)	6065	370882	6368	377677	Note-1	6758	388503
B –LCV	1187	116117	1284	126044		1247	120200
C- Bus	1451	270658	1515	279050		1464	271003
D –Truck	0	0	0	0		0	0
E -Three-axle vehicle	0	0	0	0		0	0
F -Multi-axle Truck	3284	1259756	3698	1426276		3736	1455589
G -Oversized vehicle	0	0	0	0		0	0
FASTag Debit Adjustment/ Chargeback Received from Bank (Net) (Note-5)	0	194	0	1134	Note-5	0	963
<b>H- Total</b>	<b>11987</b>	<b>2017607</b>	<b>12865</b>	<b>2210181</b>		<b>13205</b>	<b>2236257</b>

**Day/Month wise Opening Balance of Toll Collection & Traffic**

Day	13
Month	3
Year	2025
Toll Depositing Bank	State Bank Of India
Bank Account No.	39177623786

Transaction Type	Car/Jeep Count	Total Car/ Jeep Amount (in Rs.)	Bus/Truck Count	Total Bus / Truck Amount (in Rs.)	LCV Count	Total LCV Amount (in Rs.)	MAV (Multi Axle Vehicle Count)	Total MAV (Multi Axle Vehicle) Amount (in Rs.)	Three Axle Count	Three Axle Count Amount (in Rs.)	FASTag Debit Adjustment/ Chargeback Received from Bank (Net)
1	2	3	4	5	8	9	10	11	12	13	Note-5
Single Journey	4280	202573	1120	184684	869	72698	3130	1109486	0	0	963
Monthly Pass Sales	0	0	0	0	0	0	5	26700	0	0	0
Daily Pass Sales	2003	141186	325	80049	366	45509	591	312302	0	0	0
Local Pass Sales	0	0	0	0	0	0	0	0	0	0	0
Return Pass Sales	0	0	0	0	0	0	0	0	0	0	0
Double User Fee (FASTag Lane Violation) (Note-6)	475	44744	19	6270	12	1992	10	7100	0	0	0

Total Non-Tollable Traffic Count Entry Details (Note-2)					
Transaction Type	Car/Jeep Count	Bus/Truck Count	LCV Count	MAV (Multi Axle Vehicle Count)	Three Axle Count
1	2	3	5	6	7
Reuse & Exit	2184	377	390	614	0
Exemption & Violation	6694	244	93	281	0



**Notes**

- Fee for Fastag vehicles passing two toll plazas, is collected at two plazas in few cases and therefore section wise traffic details will not be available at one plaza for same.
- All Non-tollable traffic could not be recorded/reported due to unavailability of adequate Lanes & systems. Non-Tollable count includes Reuse of daily/return/monthly pass, exit trips, exemption and violations.
- Reporting (FASTag/Cash/Card) - 12:00:00 AM to 11:59:59 PM.
- Fastag Collection is net of Acquiring Bank Charges
- FASTag Debit Adjustment/Chargeback Received from Bank (Net)
- Double user fee (from cash vehicles entering dedicated Fastag lane) collected from vehicles are reported separately (count and revenue). These are included in vehicle category wise count and revenue.

**MONTHLY/DAILY FEE STATEMENT**

Project Highway: National Highway NH-48

Day/Month: 14-Mar-2025

Sr. No.	Name of Toll Plaza Location	Chainage
National Highway NH-48 (from Km. 20+400 to 131+200)		
1	Varsoli	60+050

Type of Vehicle	For corresponding day/month of previous year 14-Mar-2024		For preceding day/month 13-Mar-2025		For the day/month reported upon 14-Mar-2025		
	No. of Vehicles	Fee collected (in lakh Rs.)	No. of Vehicles	Fee collected (in lakh Rs.)	Fee per Vehicle (in Rs.)	No. of Vehicles	Fee collected (in lakh Rs.)
1	2	3	4	5	6	7	8
A –Car (Note-7)	5747	341661	6758	388503	Note-1	8557	496298
B –LCV	1131	110326	1247	120200		640	59116
C- Bus	1412	263727	1464	271003		853	160174
D –Truck	0	0	0	0		0	0
E -Three-axle vehicle	0	0	0	0		0	0
F -Multi-axle Truck	3396	1288918	3736	1455589		2305	844663
G -Oversized vehicle	0	0	0	0		0	0
FASTag Debit Adjustment/ Chargeback Received from Bank (Net) (Note-5)	0	1814	0	963	Note-5	0	0
<b>H- Total</b>	<b>11686</b>	<b>2006445</b>	<b>13205</b>	<b>2236257</b>		<b>12355</b>	<b>1560251</b>

**Day/Month wise Opening Balance of Toll Collection & Traffic**

Day	14
Month	3
Year	2025
Toll Depositing Bank	State Bank Of India
Bank Account No.	39177623786

Transaction Type	Car/Jeep Count	Total Car/ Jeep Amount (in Rs.)	Bus/Truck Count	Total Bus / Truck Amount (in Rs.)	LCV Count	Total LCV Amount (in Rs.)	MAV (Multi Axle Vehicle Count)	Total MAV (Multi Axle Vehicle) Amount (in Rs.)	Three Axle Count	Three Axle Count Amount (in Rs.)	FASTag Debit Adjustment/ Chargeback Received from Bank (Net) Note-5
1	2	3	4	5	8	9	10	11	12	13	
Single Journey	5433	256018	717	118692	506	42315	2159	765807	0	0	0
Monthly Pass Sales	0	0	2	7440	0	0	0	0	0	0	0
Daily Pass Sales	2287	161038	120	29421	129	15971	139	73886	0	0	0
Local Pass Sales	0	0	0	0	0	0	0	0	0	0	0
Return Pass Sales	0	0	0	0	0	0	0	0	0	0	0
Double User Fee (FASTag Lane Violation) (Note-6)	837	79242	14	4620	5	830	7	4970	0	0	0

Total Non-Tollable Traffic Count Entry Details (Note-2)					
Transaction Type	Car/Jeep Count	Bus/Truck Count	LCV Count	MAV (Multi Axle Vehicle Count)	Three Axle Count
1	2	3	5	6	7
Reuse & Exit	2606	166	162	144	0
Exemption & Violation	6315	158	35	44	0



**Notes**

1. Fee for Fastag vehicles passing two toll plazas, is collected at two plazas in few cases and therefore section wise traffic details will not be available at one plaza for same.
2. All Non-tollable traffic could not be recorded/reported due to unavailability of adequate Lanes & systems. Non-Tollable count includes Reuse of daily/return/monthly pass, exit trips, exemption and violations.
3. Reporting (FASTag/Cash/Card) - 12:00:00 AM to 11:59:59 PM.
4. Fastag Collection is net of Acquiring Bank Charges
5. FASTag Debit Adjustment/Chargeback Received from Bank (Net)
6. Double user fee (from cash vehicles entering dedicated Fastag lane) collected from vehicles are reported separately (count and revenue). These are included in vehicle category wise count and revenue.



**MONTHLY/DAILY FEE STATEMENT**

Project Highway: National Highway NH-48

Day/Month: 15-Mar-2025

Sr. No.	Name of Toll Plaza Location	Chainage
National Highway NH-48 (from Km. 20+400 to 131+200)		
1	Varsoli	60+050

Type of Vehicle	For corresponding day/month of previous year 15-Mar-2024		For preceding day/month 14-Mar-2025		For the day/month reported upon 15-Mar-2025		
	No. of Vehicles	Fee collected (in lakh Rs.)	No. of Vehicles	Fee collected (in lakh Rs.)	Fee per Vehicle (in Rs.)	No. of Vehicles	Fee collected (in lakh Rs.)
1	2	3	4	5	6	7	8
A –Car (Note-7)	6127	361139	8557	496298	Note-1	10201	606503
B –LCV	1063	101122	640	59116		926	91463
C - Bus	1366	251802	853	160174		1056	197910
D –Truck	0	0	0	0		0	0
E -Three-axle vehicle	0	0	0	0		0	0
F -Multi-axle Truck	3035	1133091	2305	844663		2814	1075097
G -Oversized vehicle	0	0	0	0		0	0
FASTag Debit Adjustment/ Chargeback Received from Bank (Net) (Note-5)	0	1892	0	0	Note-5	0	-166
<b>H- Total</b>	<b>11591</b>	<b>1849047</b>	<b>12355</b>	<b>1560251</b>		<b>14997</b>	<b>1970806</b>

**Day/Month wise Opening Balance of Toll Collection & Traffic**

Day	15
Month	3
Year	2025
Toll Depositing Bank	State Bank Of India
Bank Account No.	39177623786

Transaction Type	Car/Jeep Count	Total Car/ Jeep Amount (in Rs.)	Bus/Truck Count	Total Bus / Truck Amount (in Rs.)	LCV Count	Total LCV Amount (in Rs.)	MAV (Multi Axle Vehicle Count)	Total MAV (Multi Axle Vehicle) Amount (in Rs.)	Three Axle Count	Three Axle Count Amount (in Rs.)	FASTag Debit Adjustment/ Chargeback Received from Bank (Net) Note-5
1	2	3	4	5	8	9	10	11	12	13	
Single Journey	5814	275074	793	131276	597	50218	2386	847494	0	0	-166
Monthly Pass Sales	0	0	0	0	0	0	0	0	0	0	0
Daily Pass Sales	3450	242974	245	60694	321	39917	426	226183	0	0	0
Local Pass Sales	0	0	0	0	0	0	0	0	0	0	0
Return Pass Sales	0	0	0	0	0	0	0	0	0	0	0
Double User Fee (FASTag Lane Violation) (Note-6)	937	88454	18	5940	8	1328	2	1420	0	0	0

Total Non-Tollable Traffic Count Entry Details (Note-2)						
Transaction Type	Car/Jeep Count	Bus/Truck Count	LCV Count	MAV (Multi Axle Vehicle Count)	Three Axle Count	
1	2	3	5	6	7	
Reuse & Exit	3952	310	347	444	0	
Exemption & Violation	7671	217	70	215	0	



**Notes**

1. Fee for Fastag vehicles passing two toll plazas, is collected at two plazas in few cases and therefore section wise traffic details will not be available at one plaza for same.
2. All Non-tollable traffic could not be recorded/reported due to unavailability of adequate Lanes & systems. Non-Tollable count includes Reuse of daily/return/monthly pass, exit trips, exemption and violations.
3. Reporting (FASTag/Cash/Card) - 12:00:00 AM to 11:59:59 PM.
4. Fastag Collection is net of Acquiring Bank Charges
5. FASTag Debit Adjustment/Chargeback Received from Bank (Net)
6. Double user fee (from cash vehicles entering dedicated Fastag lane) collected from vehicles are reported separately (count and revenue). These are included in vehicle category wise count and revenue.

**MONTHLY/DAILY FEE STATEMENT**

Project Highway: National Highway NH-48

Day/Month: 16-Mar-2025

Sr. No.	Name of Toll Plaza Location	Chainage
National Highway NH-48 (from Km. 20+400 to 131+200)		
1	Varsoli	60+050

Type of Vehicle	For corresponding day/month of previous year 16-Mar-2024		For preceding day/month 15-Mar-2025		For the day/month reported upon 16-Mar-2025		
	No. of Vehicles	Fee collected (in lakh Rs.)	No. of Vehicles	Fee collected (in lakh Rs.)	Fee per Vehicle (in Rs.)	No. of Vehicles	Fee collected (in lakh Rs.)
1	2	3	4	5	6	7	8
A-Car (Note-7)	9757	577858	10201	606503	Note-1	11630	685359
B-LCV	1216	119495	926	91463		862	83223
C-Bus	1507	284420	1056	197910		1151	211629
D-Truck	0	0	0	0		0	0
E-Three-axle vehicle	0	0	0	0		0	0
F-Multi-axle Truck	3691	1431377	2814	1075097		2915	1089245
G-Oversized vehicle	0	0	0	0		0	0
FASTag Debit Adjustment/ Chargeback Received from Bank (Net) (Note-5)	0	0	0	-166	Note-5	0	0
<b>H- Total</b>	<b>16171</b>	<b>2413149</b>	<b>14997</b>	<b>1970806</b>		<b>16558</b>	<b>2069456</b>

**Day/Month wise Opening Balance of Toll Collection & Traffic**

Day	16
Month	3
Year	2025
Toll Depositing Bank	State Bank Of India
Bank Account No.	39177623786

Transaction Type	Car/Jeep Count	Total Car/ Jeep Amount (in Rs.)	Bus/Truck Count	Total Bus / Truck Amount (in Rs.)	LCV Count	Total LCV Amount (in Rs.)	MAV (Multi Axle Vehicle Count)	Total MAV (Multi Axle Vehicle) Amount (in Rs.)	Three Axle Count	Three Axle Count Amount (in Rs.)	FASTag Debit Adjustment/ Chargeback Received from Bank (Net) Note-5
1	2	3	4	5	8	9	10	11	12	13	
Single Journey	7070	333376	907	149944	603	50575	2599	920907	0	0	0
Monthly Pass Sales	1	1410	0	0	0	0	0	0	0	0	0
Daily Pass Sales	3317	233637	226	55745	251	31320	311	164787	0	0	0
Local Pass Sales	0	0	0	0	0	0	0	0	0	0	0
Return Pass Sales	0	0	0	0	0	0	0	0	0	0	0
Double User Fee (FASTag Lane Violation) (Note-6)	1242	116936	18	5940	8	1328	5	3550	0	0	0

Total Non-Tollable Traffic Count Entry Details (Note-2)					
Transaction Type	Car/Jeep Count	Bus/Truck Count	LCV Count	MAV (Multi Axle Vehicle Count)	Three Axle Count
1	2	3	5	6	7
Reuse & Exit	3625	272	268	322	0
Exemption & Violation	7924	206	97	165	0



**Notes**

- Fee for Fastag vehicles passing two toll plazas, is collected at two plazas in few cases and therefore section wise traffic details will not be available at one plaza for same.
- All Non-tollable traffic could not be recorded/reported due to unavailability of adequate Lanes & systems. Non-Tollable count includes Reuse of daily/return/monthly pass, exit trips, exemption and violations.
- Reporting (FASTag/Cash/Card) - 12:00:00 AM to 11:59:59 PM.
- Fastag Collection is net of Acquiring Bank Charges
- FASTag Debit Adjustment/Chargeback Received from Bank (Net)
- Double user fee (from cash vehicles entering dedicated Fastag lane) collected from vehicles are reported separately (count and revenue). These are included in vehicle category wise count and revenue.

**MONTHLY/DAILY FEE STATEMENT**

Project Highway: National Highway NH-48

Day/Month: 17-Mar-2025

Sr. No.	Name of Toll Plaza Location	Chainage
National Highway NH-48 (from Km. 20+400 to 131+200)		
1	Varsoli	60+050

Type of Vehicle	For corresponding day/month of previous year 17-Mar-2024		For preceding day/month 16-Mar-2025		For the day/month reported upon 17-Mar-2025		
	No. of Vehicles	Fee collected (in lakh Rs.)	No. of Vehicles	Fee collected (in lakh Rs.)	Fee per Vehicle (in Rs.)	No. of Vehicles	Fee collected (in lakh Rs.)
1	2	3	4	5	6	7	8
A –Car (Note-7)	10282	624707	11630	685359	Note-1	6681	384846
B –LCV	814	78814	862	83223		1028	99599
C- Bus	1171	217434	1151	211629		1271	235121
D –Truck	0	0	0	0		0	0
E -Three-axle vehicle	0	0	0	0		0	0
F -Multi-axle Truck	2823	1041593	2915	1089245		2990	1139479
G -Oversized vehicle	0	0	0	0		0	0
FASTag Debit Adjustment/ Chargeback Received from Bank (Net) (Note-5)	0	1391	0	0	Note-5	0	3198
<b>H- Total</b>	<b>15090</b>	<b>1963939</b>	<b>16558</b>	<b>2069456</b>		<b>11970</b>	<b>1862244</b>

**Day/Month wise Opening Balance of Toll Collection & Traffic**

Day	17
Month	3
Year	2025
Toll Depositing Bank	State Bank Of India
Bank Account No.	39177623786

Transaction Type	Car/Jeep Count	Total Car/ Jeep Amount (in Rs.)	Bus/Truck Count	Total Bus / Truck Amount (in Rs.)	LCV Count	Total LCV Amount (in Rs.)	MAV (Multi Axle Vehicle Count)	Total MAV (Multi Axle Vehicle) Amount (in Rs.)	Three Axle Count	Three Axle Count Amount (in Rs.)	FASTag Debit Adjustment/ Chargeback Received from Bank (Net) Note-5
1	2	3	4	5	8	9	10	11	12	13	
Single Journey	4222	199170	978	161845	708	59163	2549	903721	0	0	3198
Monthly Pass Sales	0	0	0	0	0	0	0	0	0	0	0
Daily Pass Sales	1948	137360	285	70637	308	38278	432	229368	0	0	0
Local Pass Sales	0	0	0	0	0	0	0	0	0	0	0
Return Pass Sales	0	0	0	0	0	0	0	0	0	0	0
Double User Fee (FASTag Lane Violation) (Note-6)	511	48316	8	2640	12	2158	9	6390	0	0	0

Total Non-Tollable Traffic Count Entry Details (Note-2)					
Transaction Type	Car/Jeep Count	Bus/Truck Count	LCV Count	MAV (Multi Axle Vehicle Count)	Three Axle Count
1	2	3	5	6	7
Reuse & Exit	2116	352	328	446	0
Exemption & Violation	6309	201	121	271	0



**Notes**

1. Fee for Fastag vehicles passing two toll plazas, is collected at two plazas in few cases and therefore section wise traffic details will not be available at one plaza for same.
2. All Non-tollable traffic could not be recorded/reported due to unavailability of adequate Lanes & systems. Non-Tollable count includes Reuse of daily/return/monthly pass, exit trips, exemption and violations.
3. Reporting (FASTag/Cash/Card) - 12:00:00 AM to 11:59:59 PM.
4. Fastag Collection is net of Acquiring Bank Charges
5. FASTag Debit Adjustment/Chargeback Received from Bank (Net)
6. Double user fee (from cash vehicles entering dedicated Fastag lane) collected from vehicles are reported separately (count and revenue). These are included in vehicle category wise count and revenue.

**MONTHLY/DAILY FEE STATEMENT**

Project Highway: National Highway NH-48

Day/Month: 18-Mar-2025

Sr. No.	Name of Toll Plaza Location	Chainage
National Highway NH-48 (from Km. 20+400 to 131+200)		
1	Varsoli	60+050

Type of Vehicle	For corresponding day/month of previous year 18-Mar-2024		For preceding day/month 17-Mar-2025		For the day/month reported upon 18-Mar-2025		
	No. of Vehicles	Fee collected (in lakh Rs.)	No. of Vehicles	Fee collected (in lakh Rs.)	Fee per Vehicle (in Rs.)	No. of Vehicles	Fee collected (in lakh Rs.)
1	2	3	4	5	6	7	8
A-Car (Note-7)	6153	363316	6681	384846	Note-1	6844	408732
B-LCV	894	87888	1028	99599		1352	131851
C-Bus	1199	222588	1271	235121		1520	283645
D-Truck	0	0	0	0		0	0
E-Three-axle vehicle	0	0	0	0		0	0
F-Multi-axle Truck	2842	1066063	2990	1139479		3627	1396501
G-Oversized vehicle	0	0	0	0		0	0
FASTag Debit Adjustment/ Chargeback Received from Bank (Net) (Note-5)	0	0	0	3198	Note-5	0	62
<b>H- Total</b>	<b>11088</b>	<b>1739855</b>	<b>11970</b>	<b>1862244</b>		<b>13343</b>	<b>2220791</b>

**Day/Month wise Opening Balance of Toll Collection & Traffic**

Day	18
Month	3
Year	2025
Toll Depositing Bank	State Bank Of India
Bank Account No.	39177623786

Transaction Type	Car/Jeep Count	Total Car/ Jeep Amount (in Rs.)	Bus/Truck Count	Total Bus / Truck Amount (in Rs.)	LCV Count	Total LCV Amount (in Rs.)	MAV (Multi Axle Vehicle Count)	Total MAV (Multi Axle Vehicle) Amount (in Rs.)	Three Axle Count	Three Axle Count Amount (in Rs.)	FASTag Debit Adjustment/ Chargeback Received from Bank (Net) Note-5
1	2	3	4	5	8	9	10	11	12	13	
Single Journey	3827	181059	1146	189203	895	74824	3097	1098387	0	0	62
Monthly Pass Sales	1	720	0	0	0	0	3	16020	0	0	0
Daily Pass Sales	2422	170741	353	87512	452	56197	517	274993	0	0	0
Local Pass Sales	0	0	0	0	0	0	0	0	0	0	0
Return Pass Sales	0	0	0	0	0	0	0	0	0	0	0
Double User Fee (FASTag Lane Violation) (Note-6)	594	56212	21	6930	5	830	10	7100	0	0	0

Total Non-Tollable Traffic Count Entry Details (Note-2)					
Transaction Type	Car/Jeep Count	Bus/Truck Count	LCV Count	MAV (Multi Axle Vehicle Count)	Three Axle Count
1	2	3	5	6	7
Reuse & Exit	2617	430	474	531	0
Exemption & Violation	6509	263	119	342	0

**Notes**

- Fee for Fastag vehicles passing two toll plazas, is collected at two plazas in few cases and therefore section wise traffic details will not be available at one plaza for same.
- All Non-tollable traffic could not be recorded/reported due to unavailability of adequate Lanes & systems. Non-Tollable count includes Reuse of daily/return/monthly pass, exit trips, exemption and violations.
- Reporting (FASTag/Cash/Card) - 12:00:00 AM to 11:59:59 PM.
- Fastag Collection is net of Acquiring Bank Charges
- FASTag Debit Adjustment/Chargeback Received from Bank (Net)
- Double user fee (from cash vehicles entering dedicated Fastag lane) collected from vehicles are reported separately (count and revenue). These are included in vehicle category wise count and revenue.



**MONTHLY/DAILY FEE STATEMENT**

Project Highway: National Highway NH-48

Day/Month: 01-Mar-2025

Sr. No.	Name of Toll Plaza Location	Chainage
National Highway NH-48 (from Km. 20+400 to 131+200)		
1	Shedung	103+350

Type of Vehicle	For corresponding day/month of previous year		For preceding day/month		For the day/month reported upon		
	1-Mar-2024		28-Feb-2025		1-Mar-2025		
	No. of Vehicles	Fee collected (in lakh Rs.)	No. of Vehicles	Fee collected (in lakh Rs.)	Fee per Vehicle (in Rs.)	No. of Vehicles	Fee collected (in lakh Rs.)
1	2	3	4	5	6	7	8
A-Car (Note-7)	11148	727818	11645	702795	Note-1	14312	905178
B-LCV	1248	133950	1312	142091		1362	140249
C- Bus	1390	289105	1320	311850		1382	276420
D-Truck	0	0	0	0		0	0
E-Three-axle vehicle	0	0	0	0		0	0
F-Multi-axle Truck	1863	757176	1832	822062		1703	685802
G-Oversized vehicle	0	0	0	0		0	0
FASTag Debit Adjustment/ Chargeback Received from Bank (Net) (Note-5)	0	504	0	2796	Note-5	0	2352
<b>H- Total</b>	<b>15649</b>	<b>1908553</b>	<b>16109</b>	<b>1981594</b>		<b>18759</b>	<b>2010001</b>

**Day/Month wise Opening Balance of Toll Collection & Traffic**

Day	1
Month	3
Year	2025
Toll Depositing Bank	State Bank Of India
Bank Account No.	39177623786

Transaction Type	Car/Jeep Count	Total Car/ Jeep Amount (in Rs.)	Bus/Truck Count	Total Bus / Truck Amount (in Rs.)	LCV Count	Total LCV Amount (in Rs.)	MAV (Multi Axle Vehicle Count)	Total MAV (Multi Axle Vehicle) Amount (in Rs.)	Three Axle Count	Three Axle Count Amount (in Rs.)	FASTag Debit Adjustment/ Chargeback Received from Bank (Net)
1	2	3	4	5	8	9	10	11	12	13	Note-5
Single Journey	8104	354414	870	146372	882	73193	1322	481488	0	0	2352
Monthly Pass Sales	104	84271	0	0	3	6229	0	0	0	0	0
Daily Pass Sales	4639	328784	474	117508	448	56013	368	195084	0	0	0
Local Pass Sales	0	0	0	0	0	0	0	0	0	0	0
Return Pass Sales	0	0	0	0	0	0	0	0	0	0	0
Double User Fee (FASTag Lane Violation) (Note-6)	1465	137710	38	12540	29	4814	13	9230	0	0	0

Total Non-Tollable Traffic Count Entry Details (Note-2)					
Transaction Type	Car/Jeep Count	Bus/Truck Count	LCV Count	MAV (Multi Axle Vehicle Count)	Three Axle Count
1	2	3	5	6	7
Reuse & Exit	5317	683	501	430	0
Exemption & Violation	5181	202	79	165	0

**Notes**

- Fee for Fastag vehicles passing two toll plazas, is collected at two plazas in few cases and therefore section wise traffic details will not be available at one plaza for same.
- All Non-tollable traffic could not be recorded/reported due to unavailability of adequate Lanes & systems. Non-Tollable count includes Reuse of daily/return/monthly pass, exit trips, exemption and violations.
- Reporting (FASTag/Cash/Card) - 12:00:00 AM to 11:59:59 PM.
- Fastag Collection is net of Acquiring Bank Charges
- FASTag Debit Adjustment/Chargeback Received from Bank (Net)
- Double user fee (from cash vehicles entering dedicated Fastag lane) collected from vehicles are reported separately (count and revenue). These are included in vehicle category wise count and revenue.



**MONTHLY/DAILY FEE STATEMENT**

Project Highway: National Highway NH-48

Day/Month: 02-Mar-2025

Sr. No.	Name of Toll Plaza Location	Chainage
National Highway NH-48 (from Km. 20+400 to 131+200)		
1	Shedung	103+350

Type of Vehicle	For corresponding day/month of previous year 2-Mar-2024		For preceding day/month 1-Mar-2025		For the day/month reported upon 2-Mar-2025		
	No. of Vehicles	Fee collected (in lakh Rs.)	No. of Vehicles	Fee collected (in lakh Rs.)	Fee per Vehicle (in Rs.)	No. of Vehicles	Fee collected (in lakh Rs.)
	1	2	3	4	5	6	7
A-Car (Note-7)	13134	783695	14312	905178	Note-1	13823	828602
B-LCV	1210	137131	1362	140249		819	78571
C-Bus	1318	265896	1382	276420		882	178793
D-Truck	0	0	0	0		0	0
E-Three-axle vehicle	0	0	0	0		0	0
F-Multi-axle Truck	1698	674676	1703	685802		1184	472322
G-Oversized vehicle	0	0	0	0	0	0	
FASTag Debit Adjustment/ Chargeback Received from Bank (Net) (Note-5)	0	232	0	2352	Note-5	0	0
<b>H- Total</b>	<b>17360</b>	<b>1861631</b>	<b>18759</b>	<b>2010001</b>		<b>16708</b>	<b>1558288</b>

**Day/Month wise Opening Balance of Toll Collection & Traffic**

Day	2
Month	3
Year	2025
Toll Depositing Bank	State Bank Of India
Bank Account No.	39177623786

Transaction Type	Car/Jeep Count	Total Car/ Jeep Amount (in Rs.)	Bus/Truck Count	Total Bus / Truck Amount (in Rs.)	LCV Count	Total LCV Amount (in Rs.)	MAV (Multi Axle Vehicle Count)	Total MAV (Multi Axle Vehicle) Amount (in Rs.)	Three Axle Count	Three Axle Count Amount (in Rs.)	FASTag Debit Adjustment/ Chargeback Received from Bank (Net)		
1	2	3	4	5	6	7	8	9	10	11	12	13	Note-5
Single Journey	7568	334748	539	91777	581	47948	946	343313	0	0	0	0	
Monthly Pass Sales	27	15992	0	0	0	0	0	0	0	0	0	0	
Daily Pass Sales	4616	326334	318	78766	219	27469	224	119069	0	0	0	0	
Local Pass Sales	0	0	0	0	0	0	0	0	0	0	0	0	
Return Pass Sales	0	0	0	0	0	0	0	0	0	0	0	0	
Double User Fee (FASTag Lane Violation) (Note-6)	1612	151528	25	8250	19	3154	14	9940	0	0	0	0	

Total Non-Tollable Traffic Count Entry Details (Note-2)					
Transaction Type	Car/Jeep Count	Bus/Truck Count	LCV Count	MAV (Multi Axle Vehicle Count)	Three Axle Count
1	2	3	4	5	6
Reuse & Exit	5133	513	250	275	0
Exemption & Violation	5680	162	25	59	0

**Notes**

1. Fee for Fastag vehicles passing two toll plazas, is collected at two plazas in few cases and therefore section wise traffic details will not be available at one plaza for same.
2. All Non-tollable traffic could not be recorded/reported due to unavailability of adequate Lanes & systems. Non-Tollable count includes Reuse of daily/return/monthly pass, exit trips, exemption and violations.
3. Reporting (FASTag/Cash/Card) - 12:00:00 AM to 11:59:59 PM.
4. Fastag Collection is net of Acquiring Bank Charges
5. FASTag Debit Adjustment/Chargeback Received from Bank (Net)
6. Double user fee (from cash vehicles entering dedicated Fastag lane) collected from vehicles are reported separately (count and revenue). These are included in vehicle category wise count and revenue.



**MONTHLY/DAILY FEE STATEMENT**

Project Highway: National Highway NH-48

Day/Month: 03-Mar-2025

Sr. No.	Name of Toll Plaza Location	Chainage
National Highway NH-48 (from Km. 20+400 to 131+200)		
1	Shedung	103+350

Type of Vehicle	For corresponding day/month of previous year 3-Mar-2024		For preceding day/month 2-Mar-2025		For the day/month reported upon 3-Mar-2025		
	No. of Vehicles	Fee collected (in lakh Rs.)	No. of Vehicles	Fee collected (in lakh Rs.)	Fee per Vehicle (in Rs.)	No. of Vehicles	Fee collected (in lakh Rs.)
	1	2	3	4	5	6	7
A-Car (Note-7)	13585	810548	13823	828602	Note-1	10148	606272
B-LCV	708	66869	819	78571		1095	117588
C-Bus	957	208361	882	178793		1142	239441
D-Truck	0	0	0	0		0	0
E-Three-axle vehicle	0	0	0	0		0	0
F-Multi-axle Truck	1296	519610	1184	472322		1600	647385
G-Oversized vehicle	0	0	0	0		0	0
FASTag Debit Adjustment/ Chargeback Received from Bank (Net) (Note-5)	0	-225	0	0	Note-5	0	-47
<b>H- Total</b>	<b>16546</b>	<b>1605163</b>	<b>16708</b>	<b>1558288</b>		<b>13985</b>	<b>1610638</b>

**Day/Month wise Opening Balance of Toll Collection & Traffic**

Day	3
Month	3
Year	2025
Toll Depositing Bank	State Bank Of India
Bank Account No.	39177623786

Transaction Type	Car/Jeep Count	Total Car/ Jeep Amount (in Rs.)	Bus/Truck Count	Total Bus / Truck Amount (in Rs.)	LCV Count	Total LCV Amount (in Rs.)	MAV (Multi Axle Vehicle Count)	Total MAV (Multi Axle Vehicle) Amount (in Rs.)	Three Axle Count	Three Axle Count Amount (in Rs.)	FASTag Debit Adjustment/ Chargeback Received from Bank (Net)		
1	2	3	4	5	6	7	8	9	10	11	12	13	Note-5
Single Journey	5574	234223	697	117581	720	60451	1228	448119	0	0	0	-47	
Monthly Pass Sales	35	27282	2	9882	4	9942	0	0	0	0	0	0	
Daily Pass Sales	3518	248793	417	103397	354	44372	360	190745	0	0	0	0	
Local Pass Sales	0	0	0	0	0	0	0	0	0	0	0	0	
Return Pass Sales	0	0	0	0	0	0	0	0	0	0	0	0	
Double User Fee (FASTag Lane Violation) (Note-6)	1021	95974	26	8580	17	2822	12	8520	0	0	0	0	

Total Non-Tollable Traffic Count Entry Details (Note-2)					
Transaction Type	Car/Jeep Count	Bus/Truck Count	LCV Count	MAV (Multi Axle Vehicle Count)	Three Axle Count
1	2	3	4	5	6
Reuse & Exit	4258	621	404	430	0
Exemption & Violation	5151	214	79	113	0

**Notes**

1. Fee for Fastag vehicles passing two toll plazas, is collected at two plazas in few cases and therefore section wise traffic details will not be available at one plaza for same.
2. All Non-tollable traffic could not be recorded/reported due to unavailability of adequate Lanes & systems. Non-Tollable count includes Reuse of daily/return/monthly pass, exit trips, exemption and violations.
3. Reporting (FASTag/Cash/Card) - 12:00:00 AM to 11:59:59 PM.
4. Fastag Collection is net of Acquiring Bank Charges
5. FASTag Debit Adjustment/Chargeback Received from Bank (Net)
6. Double user fee (from cash vehicles entering dedicated Fastag lane) collected from vehicles are reported separately (count and revenue). These are included in vehicle category wise count and revenue.



**MONTHLY/DAILY FEE STATEMENT**

Project Highway: National Highway NH-48

Day/Month: 04-Mar-2025

Sr. No.	Name of Toll Plaza Location	Chainage
National Highway NH-48 (from Km. 20+400 to 131+200)		
1	Shedung	103+350

Type of Vehicle	For corresponding day/month of previous year 4-Mar-2024		For preceding day/month 3-Mar-2025		For the day/month reported upon 4-Mar-2025		
	No. of Vehicles	Fee collected (in lakh Rs.)	No. of Vehicles	Fee collected (in lakh Rs.)	Fee per Vehicle (in Rs.)	No. of Vehicles	Fee collected (in lakh Rs.)
1	2	3	4	5	6	7	8
A-Car (Note-7)	9817	578008	10148	606272	Note-1	9839	581620
B-LCV	1051	106388	1095	117588		1272	130505
C-Bus	1238	248745	1142	239441		1268	257316
D-Truck	0	0	0	0		0	0
E-Three-axle vehicle	0	0	0	0		0	0
F-Multi-axle Truck	1624	657418	1600	647385		1654	673464
G-Oversized vehicle	0	0	0	0		0	0
FASTag Debit Adjustment/ Chargeback Received from Bank (Net) (Note-5)	0	1627	0	-47	Note-5	0	767
<b>H- Total</b>	<b>13730</b>	<b>1592186</b>	<b>13985</b>	<b>1610638</b>		<b>14033</b>	<b>1643671</b>

**Day/Month wise Opening Balance of Toll Collection & Traffic**

Day	4
Month	3
Year	2025
Toll Depositing Bank	State Bank Of India
Bank Account No.	39177623786

Transaction Type	Car/Jeep Count	Total Car/ Jeep Amount (in Rs.)	Bus/Truck Count	Total Bus / Truck Amount (in Rs.)	LCV Count	Total LCV Amount (in Rs.)	MAV (Multi Axle Vehicle Count)	Total MAV (Multi Axle Vehicle) Amount (in Rs.)	Three Axle Count	Three Axle Count Amount (in Rs.)	FASTag Debit Adjustment/ Chargeback Received from Bank (Net)
1	2	3	4	5	8	9	10	11	12	13	Note-5
Single Journey	5058	212470	767	129413	855	71572	1218	439822	0	0	767
Monthly Pass Sales	14	8535	0	0	3	6229	0	0	0	0	0
Daily Pass Sales	3800	269717	454	112393	389	48554	421	222992	0	0	0
Local Pass Sales	0	0	0	0	0	0	0	0	0	0	0
Return Pass Sales	0	0	0	0	0	0	0	0	0	0	0
Double User Fee (FASTag Lane Violation) (Note-6)	967	90898	47	15510	25	4150	15	10650	0	0	0

Total Non-Tollable Traffic Count Entry Details (Note-2)					
Transaction Type	Car/Jeep Count	Bus/Truck Count	LCV Count	MAV (Multi Axle Vehicle Count)	Three Axle Count
1	2	3	5	6	7
Reuse & Exit	4526	681	453	544	0
Exemption & Violation	4838	232	64	157	0

**Notes**

1. Fee for Fastag vehicles passing two toll plazas, is collected at two plazas in few cases and therefore section wise traffic details will not be available at one plaza for same.
2. All Non-tollable traffic could not be recorded/reported due to unavailability of adequate Lanes & systems. Non-Tollable count includes Reuse of daily/return/monthly pass, exit trips, exemption and violations.
3. Reporting (FASTag/Cash/Card) - 12:00:00 AM to 11:59:59 PM.
4. Fastag Collection is net of Acquiring Bank Charges
5. FASTag Debit Adjustment/Chargeback Received from Bank (Net)
6. Double user fee (from cash vehicles entering dedicated Fastag lane) collected from vehicles are reported separately (count and revenue). These are included in vehicle category wise count and revenue.





**MONTHLY/DAILY FEE STATEMENT**

Project Highway: National Highway NH-48

Day/Month: 05-Mar-2025

Sr. No.	Name of Toll Plaza Location	Chainage
National Highway NH-48 (from Km. 20+400 to 131+200)		
1	Shedung	103+350

Type of Vehicle	For corresponding day/month of previous year 5-Mar-2024		For preceding day/month 4-Mar-2025		For the day/month reported upon 5-Mar-2025		
	No. of Vehicles	Fee collected (in lakh Rs.)	No. of Vehicles	Fee collected (in lakh Rs.)	Fee per Vehicle (in Rs.)	No. of Vehicles	Fee collected (in lakh Rs.)
	1	2	3	4	5	6	7
A-Car (Note-7)	9789	584303	9839	581620	Note-1	9902	576461
B-LCV	1211	120112	1272	130505		1293	125546
C-Bus	1315	268607	1268	257316		1237	251619
D-Truck	0	0	0	0		0	0
E-Three-axle vehicle	0	0	0	0		0	0
F-Multi-axle Truck	1764	706183	1654	673464		1824	748706
G-Oversized vehicle	0	0	0	0		0	0
FASTag Debit Adjustment/ Chargeback Received from Bank (Net) (Note-5)	0	1127	0	767	Note-5	0	1620
<b>H- Total</b>	<b>14079</b>	<b>1680332</b>	<b>14033</b>	<b>1643671</b>		<b>14256</b>	<b>1703951</b>

**Day/Month wise Opening Balance of Toll Collection & Traffic**

Day	5
Month	3
Year	2025
Toll Depositing Bank	State Bank Of India
Bank Account No.	39177623786

Transaction Type	Car/Jeep Count	Total Car/ Jeep Amount (in Rs.)	Bus/Truck Count	Total Bus / Truck Amount (in Rs.)	LCV Count	Total LCV Amount (in Rs.)	MAV (Multi Axle Vehicle Count)	Total MAV (Multi Axle Vehicle) Amount (in Rs.)	Three Axle Count	Three Axle Count Amount (in Rs.)	FASTag Debit Adjustment/ Chargeback Received from Bank (Net)		
1	2	3	4	5	6	7	8	9	10	11	12	13	Note-5
Single Journey	5232	221837	732	123264	862	70603	1319	477580	0	0	0	1620	
Monthly Pass Sales	5	2845	0	0	0	0	0	0	0	0	0	0	
Daily Pass Sales	3752	265957	468	116145	404	50461	484	256216	0	0	0	0	
Local Pass Sales	0	0	0	0	0	0	0	0	0	0	0	0	
Return Pass Sales	0	0	0	0	0	0	0	0	0	0	0	0	
Double User Fee (FASTag Lane Violation) (Note-6)	913	85822	37	12210	27	4482	21	14910	0	0	0	0	

Total Non-Tollable Traffic Count Entry Details (Note-2)					
Transaction Type	Car/Jeep Count	Bus/Truck Count	LCV Count	MAV (Multi Axle Vehicle Count)	Three Axle Count
1	2	3	4	5	6
Reuse & Exit	4521	678	467	634	0
Exemption & Violation	5009	248	55	149	0

**Notes**

- Fee for Fastag vehicles passing two toll plazas, is collected at two plazas in few cases and therefore section wise traffic details will not be available at one plaza for same.
- All Non-tollable traffic could not be recorded/reported due to unavailability of adequate Lanes & systems. Non-Tollable count includes Reuse of daily/return/monthly pass, exit trips, exemption and violations.
- Reporting (FASTag/Cash/Card) - 12:00:00 AM to 11:59:59 PM.
- Fastag Collection is net of Acquiring Bank Charges
- FASTag Debit Adjustment/Chargeback Received from Bank (Net)
- Double user fee (from cash vehicles entering dedicated Fastag lane) collected from vehicles are reported separately (count and revenue). These are included in vehicle category wise count and revenue.



**MONTHLY/DAILY FEE STATEMENT**

Project Highway: National Highway NH-48

Day/Month: 06-Mar-2025

Sr. No.	Name of Toll Plaza Location	Chainage
National Highway NH-48 (from Km. 20+400 to 131+200)		
1	Shedung	103+350

Type of Vehicle	For corresponding day/month of previous year 6-Mar-2024		For preceding day/month 5-Mar-2025		For the day/month reported upon 6-Mar-2025		
	No. of Vehicles	Fee collected (in lakh Rs.)	No. of Vehicles	Fee collected (in lakh Rs.)	Fee per Vehicle (in Rs.)	No. of Vehicles	Fee collected (in lakh Rs.)
1	2	3	4	5	6	7	8
A-Car (Note-7)	9977	583450	9902	576461	Note-1	10078	592071
B-LCV	1256	123090	1293	125546		1179	116387
C-Bus	1391	282697	1237	251619		1269	258732
D-Truck	0	0	0	0		0	0
E-Three-axle vehicle	0	0	0	0		0	0
F-Multi-axle Truck	1873	757709	1824	748706		1817	742147
G-Oversized vehicle	0	0	0	0	0	0	
FASTag Debit Adjustment/ Chargeback Received from Bank (Net) (Note-5)	0	993	0	1620	Note-5	0	1044
<b>H- Total</b>	<b>14497</b>	<b>1747939</b>	<b>14256</b>	<b>1703951</b>		<b>14343</b>	<b>1710382</b>

**Day/Month wise Opening Balance of Toll Collection & Traffic**

Day	6
Month	3
Year	2025
Toll Depositing Bank	State Bank Of India
Bank Account No.	39177623786

Transaction Type	Car/Jeep Count	Total Car/ Jeep Amount (in Rs.)	Bus/Truck Count	Total Bus / Truck Amount (in Rs.)	LCV Count	Total LCV Amount (in Rs.)	MAV (Multi Axle Vehicle Count)	Total MAV (Multi Axle Vehicle) Amount (in Rs.)	Three Axle Count	Three Axle Count Amount (in Rs.)	FASTag Debit Adjustment/ Chargeback Received from Bank (Net)
1	2	3	4	5	8	9	10	11	12	13	Note-5
Single Journey	5060	211581	770	129989	777	65382	1338	484307	0	0	1044
Monthly Pass Sales	5	1797	1	2486	0	0	0	0	0	0	0
Daily Pass Sales	4005	283942	457	112727	384	48017	456	241510	0	0	0
Local Pass Sales	0	0	0	0	0	0	0	0	0	0	0
Return Pass Sales	0	0	0	0	0	0	0	0	0	0	0
Double User Fee (FASTag Lane Violation) (Note-6)	1008	94752	41	13530	18	2988	23	16330	0	0	0

Total Non-Tollable Traffic Count Entry Details (Note-2)					
Transaction Type	Car/Jeep Count	Bus/Truck Count	LCV Count	MAV (Multi Axle Vehicle Count)	Three Axle Count
1	2	3	5	6	7
Reuse & Exit	4782	669	456	584	0
Exemption & Violation	4978	257	68	170	0

**Notes**

1. Fee for Fastag vehicles passing two toll plazas, is collected at two plazas in few cases and therefore section wise traffic details will not be available at one plaza for same.
2. All Non-tollable traffic could not be recorded/reported due to unavailability of adequate Lanes & systems. Non-Tollable count includes Reuse of daily/return/monthly pass, exit trips, exemption and violations.
3. Reporting (FASTag/Cash/Card) - 12:00:00 AM to 11:59:59 PM.
4. Fastag Collection is net of Acquiring Bank Charges
5. FASTag Debit Adjustment/Chargeback Received from Bank (Net)
6. Double user fee (from cash vehicles entering dedicated Fastag lane) collected from vehicles are reported separately (count and revenue). These are included in vehicle category wise count and revenue.



**MONTHLY/DAILY FEE STATEMENT**

Project Highway: National Highway NH-48

Day/Month: 07-Mar-2025

Sr. No.	Name of Toll Plaza Location	Chainage
National Highway NH-48 (from Km. 20+400 to 131+200)		
1	Shedung	103+350

Type of Vehicle	For corresponding day/month of previous year 7-Mar-2024		For preceding day/month 6-Mar-2025		For the day/month reported upon 7-Mar-2025		
	No. of Vehicles	Fee collected (in lakh Rs.)	No. of Vehicles	Fee collected (in lakh Rs.)	Fee per Vehicle (in Rs.)	No. of Vehicles	Fee collected (in lakh Rs.)
	1	2	3	4	5	6	7
A-Car (Note-7)	9611	551597	10078	592071	Note-1	10807	618412
B-LCV	1194	117445	1179	116387		1218	119491
C-Bus	1329	267754	1269	258732		1300	264576
D-Truck	0	0	0	0		0	0
E-Three-axle vehicle	0	0	0	0		0	0
F-Multi-axle Truck	1832	739095	1817	742147		1890	775879
G-Oversized vehicle	0	0	0	0		0	0
FASTag Debit Adjustment/ Chargeback Received from Bank (Net) (Note-5)	0	2169	0	1044	Note-5	0	1273
<b>H- Total</b>	<b>13966</b>	<b>1678060</b>	<b>14343</b>	<b>1710382</b>		<b>15215</b>	<b>1779630</b>

**Day/Month wise Opening Balance of Toll Collection & Traffic**

Day	7
Month	3
Year	2025
Toll Depositing Bank	State Bank Of India
Bank Account No.	39177623786

Transaction Type	Car/Jeep Count	Total Car/ Jeep Amount (in Rs.)	Bus/Truck Count	Total Bus / Truck Amount (in Rs.)	LCV Count	Total LCV Amount (in Rs.)	MAV (Multi Axle Vehicle Count)	Total MAV (Multi Axle Vehicle) Amount (in Rs.)	Three Axle Count	Three Axle Count Amount (in Rs.)	FASTag Debit Adjustment/ Chargeback Received from Bank (Net)		
1	2	3	4	5	6	7	8	9	10	11	12	13	Note-5
Single Journey	5993	253125	797	135230	808	67157	1400	509964	0	0	0	1273	
Monthly Pass Sales	4	2845	0	0	0	0	0	0	0	0	0	0	
Daily Pass Sales	3869	273989	445	110206	387	48515	456	241775	0	0	0	0	
Local Pass Sales	0	0	0	0	0	0	0	0	0	0	0	0	
Return Pass Sales	0	0	0	0	0	0	0	0	0	0	0	0	
Double User Fee (FASTag Lane Violation) (Note-6)	941	88454	58	19140	23	3818	34	24140	0	0	0	0	

Total Non-Tollable Traffic Count Entry Details (Note-2)					
Transaction Type	Car/Jeep Count	Bus/Truck Count	LCV Count	MAV (Multi Axle Vehicle Count)	Three Axle Count
1	2	3	4	5	6
Reuse & Exit	4714	668	457	573	0
Exemption & Violation	5087	234	67	167	0

**Notes**

1. Fee for Fastag vehicles passing two toll plazas, is collected at two plazas in few cases and therefore section wise traffic details will not be available at one plaza for same.
2. All Non-tollable traffic could not be recorded/reported due to unavailability of adequate Lanes & systems. Non-Tollable count includes Reuse of daily/return/monthly pass, exit trips, exemption and violations.
3. Reporting (FASTag/Cash/Card) - 12:00:00 AM to 11:59:59 PM.
4. Fastag Collection is net of Acquiring Bank Charges
5. FASTag Debit Adjustment/Chargeback Received from Bank (Net)
6. Double user fee (from cash vehicles entering dedicated Fastag lane) collected from vehicles are reported separately (count and revenue). These are included in vehicle category wise count and revenue.



**MONTHLY/DAILY FEE STATEMENT**

Project Highway: National Highway NH-48

Day/Month: 08-Mar-2025

Sr. No.	Name of Toll Plaza Location	Chainage
National Highway NH-48 (from Km. 20+400 to 131+200)		
1	Shedung	103+350

Type of Vehicle	For corresponding day/month of previous year 8-Mar-2024		For preceding day/month 7-Mar-2025		For the day/month reported upon 8-Mar-2025		
	No. of Vehicles	Fee collected (in lakh Rs.)	No. of Vehicles	Fee collected (in lakh Rs.)	Fee per Vehicle (in Rs.)	No. of Vehicles	Fee collected (in lakh Rs.)
1	2	3	4	5	6	7	8
A-Car (Note-7)	11916	688515	10807	618412	Note-1	14219	824603
B-LCV	1151	116677	1218	119491		1257	124326
C-Bus	1375	287912	1300	264576		1324	268280
D-Truck	0	0	0	0		0	0
E-Three-axle vehicle	0	0	0	0		0	0
F-Multi-axle Truck	1952	794971	1890	775879		1725	703250
G-Oversized vehicle	0	0	0	0	0	0	
FASTag Debit Adjustment/ Chargeback Received from Bank (Net) (Note-5)	0	757	0	1273	Note-5	0	0
<b>H- Total</b>	<b>16394</b>	<b>1888832</b>	<b>15215</b>	<b>1779630</b>		<b>18525</b>	<b>1920458</b>

**Day/Month wise Opening Balance of Toll Collection & Traffic**

Day	8
Month	3
Year	2025
Toll Depositing Bank	State Bank Of India
Bank Account No.	39177623786

Transaction Type	Car/Jeep Count	Total Car/ Jeep Amount (in Rs.)	Bus/Truck Count	Total Bus / Truck Amount (in Rs.)	LCV Count	Total LCV Amount (in Rs.)	MAV (Multi Axle Vehicle Count)	Total MAV (Multi Axle Vehicle) Amount (in Rs.)	Three Axle Count	Three Axle Count Amount (in Rs.)	FASTag Debit Adjustment/ Chargeback Received from Bank (Net)
1	2	3	4	5	8	9	10	11	12	13	Note-5
Single Journey	8034	352323	805	135508	819	68262	1280	465359	0	0	0
Monthly Pass Sales	3	2126	0	0	0	0	0	0	0	0	0
Daily Pass Sales	4784	338741	467	115611	407	50917	433	229371	0	0	0
Local Pass Sales	0	0	0	0	0	0	0	0	0	0	0
Return Pass Sales	0	0	0	0	0	0	0	0	0	0	0
Double User Fee (FASTag Lane Violation) (Note-6)	1398	131412	52	17160	31	5146	12	8520	0	0	0

Total Non-Tollable Traffic Count Entry Details (Note-2)					
Transaction Type	Car/Jeep Count	Bus/Truck Count	LCV Count	MAV (Multi Axle Vehicle Count)	Three Axle Count
1	2	3	5	6	7
Reuse & Exit	5600	668	478	516	0
Exemption & Violation	5632	200	54	139	0

**Notes**

- Fee for Fastag vehicles passing two toll plazas, is collected at two plazas in few cases and therefore section wise traffic details will not be available at one plaza for same.
- All Non-tollable traffic could not be recorded/reported due to unavailability of adequate Lanes & systems. Non-Tollable count includes Reuse of daily/return/monthly pass, exit trips, exemption and violations.
- Reporting (FASTag/Cash/Card) - 12:00:00 AM to 11:59:59 PM.
- Fastag Collection is net of Acquiring Bank Charges
- FASTag Debit Adjustment/Chargeback Received from Bank (Net)
- Double user fee (from cash vehicles entering dedicated Fastag lane) collected from vehicles are reported separately (count and revenue). These are included in vehicle category wise count and revenue.



**MONTHLY/DAILY FEE STATEMENT**

Project Highway: National Highway NH-48

Day/Month: 09-Mar-2025

Sr. No.	Name of Toll Plaza Location	Chainage
National Highway NH-48 (from Km. 20+400 to 131+200)		
1	Shedung	103+350

Type of Vehicle	For corresponding day/month of previous year 9-Mar-2024		For preceding day/month 8-Mar-2025		For the day/month reported upon 9-Mar-2025		
	No. of Vehicles	Fee collected (in lakh Rs.)	No. of Vehicles	Fee collected (in lakh Rs.)	Fee per Vehicle (in Rs.)	No. of Vehicles	Fee collected (in lakh Rs.)
1	2	3	4	5	6	7	8
A-Car (Note-7)	13542	784335	14219	824603	Note-1	12714	745350
B-LCV	1107	108996	1257	124326		720	68042
C-Bus	1297	266691	1324	268280		889	178848
D-Truck	0	0	0	0		0	0
E-Three-axle vehicle	0	0	0	0		0	0
F-Multi-axle Truck	1882	760007	1725	703250		1321	529773
G-Oversized vehicle	0	0	0	0		0	0
FASTag Debit Adjustment/ Chargeback Received from Bank (Net) (Note-5)	0	1197	0	0	Note-5	0	-23
<b>H- Total</b>	<b>17828</b>	<b>1921227</b>	<b>18525</b>	<b>1920458</b>		<b>15644</b>	<b>1521989</b>

**Day/Month wise Opening Balance of Toll Collection & Traffic**

Day	9
Month	3
Year	2025
Toll Depositing Bank	State Bank Of India
Bank Account No.	39177623786

Transaction Type	Car/Jeep Count	Total Car/ Jeep Amount (in Rs.)	Bus/Truck Count	Total Bus / Truck Amount (in Rs.)	LCV Count	Total LCV Amount (in Rs.)	MAV (Multi Axle Vehicle Count)	Total MAV (Multi Axle Vehicle) Amount (in Rs.)	Three Axle Count	Three Axle Count Amount (in Rs.)	FASTag Debit Adjustment/ Chargeback Received from Bank (Net)
1	2	3	4	5	8	9	10	11	12	13	Note-5
Single Journey	7188	320356	560	95010	535	44466	1040	378528	0	0	-23
Monthly Pass Sales	0	0	0	0	0	0	0	0	0	0	0
Daily Pass Sales	4074	288505	301	74598	173	21584	269	142724	0	0	0
Local Pass Sales	0	0	0	0	0	0	0	0	0	0	0
Return Pass Sales	0	0	0	0	0	0	0	0	0	0	0
Double User Fee (FASTag Lane Violation) (Note-6)	1452	136488	28	9240	12	1992	12	8520	0	0	0

Total Non-Tollable Traffic Count Entry Details (Note-2)					
Transaction Type	Car/Jeep Count	Bus/Truck Count	LCV Count	MAV (Multi Axle Vehicle Count)	Three Axle Count
1	2	3	5	6	7
Reuse & Exit	4595	494	223	375	0
Exemption & Violation	4910	157	24	55	0

**Notes**

- Fee for Fastag vehicles passing two toll plazas, is collected at two plazas in few cases and therefore section wise traffic details will not be available at one plaza for same.
- All Non-tollable traffic could not be recorded/reported due to unavailability of adequate Lanes & systems. Non-Tollable count includes Reuse of daily/return/monthly pass, exit trips, exemption and violations.
- Reporting (FASTag/Cash/Card) - 12:00:00 AM to 11:59:59 PM.
- Fastag Collection is net of Acquiring Bank Charges
- FASTag Debit Adjustment/Chargeback Received from Bank (Net)
- Double user fee (from cash vehicles entering dedicated Fastag lane) collected from vehicles are reported separately (count and revenue). These are included in vehicle category wise count and revenue.



**MONTHLY/DAILY FEE STATEMENT**

Project Highway: National Highway NH-48

Day/Month: 10-Mar-2025

Sr. No.	Name of Toll Plaza Location	Chainage
National Highway NH-48 (from Km. 20+400 to 131+200)		
1	Shedung	103+350

Type of Vehicle	For corresponding day/month of previous year 10-Mar-2024		For preceding day/month 9-Mar-2025		For the day/month reported upon 10-Mar-2025		
	No. of Vehicles	Fee collected (in lakh Rs.)	No. of Vehicles	Fee collected (in lakh Rs.)	Fee per Vehicle (in Rs.)	No. of Vehicles	Fee collected (in lakh Rs.)
1	2	3	4	5	6	7	8
A –Car (Note-7)	13551	786301	12714	745350	Note-1	9864	567047
B –LCV	637	61567	720	68042		1020	100700
C- Bus	868	176138	889	178848		1128	231116
D –Truck	0	0	0	0		0	0
E -Three-axle vehicle	0	0	0	0		0	0
F -Multi-axle Truck	1363	539095	1321	529773		1601	637707
G -Oversized vehicle	0	0	0	0		0	0
FASTag Debit Adjustment/ Chargeback Received from Bank (Net) (Note-5)	0	0	0	-23	Note-5	0	1222
<b>H- Total</b>	<b>16419</b>	<b>1563101</b>	<b>15644</b>	<b>1521989</b>		<b>13613</b>	<b>1537792</b>

**Day/Month wise Opening Balance of Toll Collection & Traffic**

Day	10
Month	3
Year	2025
Toll Depositing Bank	State Bank Of India
Bank Account No.	39177623786

Transaction Type	Car/Jeep Count	Total Car/ Jeep Amount (in Rs.)	Bus/Truck Count	Total Bus / Truck Amount (in Rs.)	LCV Count	Total LCV Amount (in Rs.)	MAV (Multi Axle Vehicle Count)	Total MAV (Multi Axle Vehicle) Amount (in Rs.)	Three Axle Count	Three Axle Count Amount (in Rs.)	FASTag Debit Adjustment/ Chargeback Received from Bank (Net)
1	2	3	4	5	8	9	10	11	12	13	Note-5
Single Journey	5305	221309	671	113159	675	56841	1267	458733	0	0	1222
Monthly Pass Sales	3	2126	0	0	0	0	0	0	0	0	0
Daily Pass Sales	3645	257978	401	99477	327	40872	323	171164	0	0	0
Local Pass Sales	0	0	0	0	0	0	0	0	0	0	0
Return Pass Sales	0	0	0	0	0	0	0	0	0	0	0
Double User Fee (FASTag Lane Violation) (Note-6)	911	85634	56	18480	18	2988	11	7810	0	0	0

Total Non-Tollable Traffic Count Entry Details (Note-2)						
Transaction Type	Car/Jeep Count	Bus/Truck Count	LCV Count	MAV (Multi Axle Vehicle Count)	Three Axle Count	
1	2	3	5	6	7	
Reuse & Exit	4467	633	394	396	0	
Exemption & Violation	6020	233	77	90	0	



**Notes**

1. Fee for Fastag vehicles passing two toll plazas, is collected at two plazas in few cases and therefore section wise traffic details will not be available at one plaza for same.
2. All Non-tollable traffic could not be recorded/reported due to unavailability of adequate Lanes & systems. Non-Tollable count includes Reuse of daily/return/monthly pass, exit trips, exemption and violations.
3. Reporting (FASTag/Cash/Card) - 12:00:00 AM to 11:59:59 PM.
4. Fastag Collection is net of Acquiring Bank Charges
5. FASTag Debit Adjustment/Chargeback Received from Bank (Net)
6. Double user fee (from cash vehicles entering dedicated Fastag lane) collected from vehicles are reported separately (count and revenue). These are included in vehicle category wise count and revenue.

**MONTHLY/DAILY FEE STATEMENT**

Project Highway: National Highway NH-48

Day/Month: 11-Mar-2025

Sr. No.	Name of Toll Plaza Location	Chainage
National Highway NH-48 (from Km. 20+400 to 131+200)		
1	Shedung	103+350

Type of Vehicle	For corresponding day/month of previous year 11-Mar-2024		For preceding day/month 10-Mar-2025		For the day/month reported upon 11-Mar-2025		
	No. of Vehicles	Fee collected (in lakh Rs.)	No. of Vehicles	Fee collected (in lakh Rs.)	Fee per Vehicle (in Rs.)	No. of Vehicles	Fee collected (in lakh Rs.)
	1	2	3	4	5	6	7
A-Car (Note-7)	10031	573403	9864	567047	Note-1	9616	560501
B-LCV	1014	98759	1020	100700		1222	120329
C-Bus	1284	259354	1128	231116		1249	256447
D-Truck	0	0	0	0		0	0
E-Three-axle vehicle	0	0	0	0		0	0
F-Multi-axle Truck	1757	706791	1601	637707		1815	732145
G-Oversized vehicle	0	0	0	0	0	0	
FASTag Debit Adjustment/ Chargeback Received from Bank (Net) (Note-5)	0	2024	0	1222	Note-5	0	716
<b>H- Total</b>	<b>14086</b>	<b>1640331</b>	<b>13613</b>	<b>1537792</b>		<b>13902</b>	<b>1670137</b>

**Day/Month wise Opening Balance of Toll Collection & Traffic**

Day	11
Month	3
Year	2025
Toll Depositing Bank	State Bank Of India
Bank Account No.	39177623786

Transaction Type	Car/Jeep Count	Total Car/ Jeep Amount (in Rs.)	Bus/Truck Count	Total Bus / Truck Amount (in Rs.)	LCV Count	Total LCV Amount (in Rs.)	MAV (Multi Axle Vehicle Count)	Total MAV (Multi Axle Vehicle) Amount (in Rs.)	Three Axle Count	Three Axle Count Amount (in Rs.)	FASTag Debit Adjustment/ Chargeback Received from Bank (Net)		
1	2	3	4	5	6	7	8	9	10	11	12	13	Note-5
Single Journey	4884	201600	720	120872	811	67453	1375	494864	0	0	0	716	
Monthly Pass Sales	1	1408	0	0	0	0	0	0	0	0	0	0	
Daily Pass Sales	3786	268664	476	118085	382	48062	419	222372	0	0	0	0	
Local Pass Sales	0	0	0	0	0	0	0	0	0	0	0	0	
Return Pass Sales	0	0	0	0	0	0	0	0	0	0	0	0	
Double User Fee (FASTag Lane Violation) (Note-6)	945	88830	53	17490	29	4814	21	14910	0	0	0	0	

Total Non-Tollable Traffic Count Entry Details (Note-2)					
Transaction Type	Car/Jeep Count	Bus/Truck Count	LCV Count	MAV (Multi Axle Vehicle Count)	Three Axle Count
1	2	3	4	5	6
Reuse & Exit	4548	718	442	488	0
Exemption & Violation	6142	227	48	167	0

**Notes**

1. Fee for Fastag vehicles passing two toll plazas, is collected at two plazas in few cases and therefore section wise traffic details will not be available at one plaza for same.
2. All Non-tollable traffic could not be recorded/reported due to unavailability of adequate Lanes & systems. Non-Tollable count includes Reuse of daily/return/monthly pass, exit trips, exemption and violations.
3. Reporting (FASTag/Cash/Card) - 12:00:00 AM to 11:59:59 PM.
4. Fastag Collection is net of Acquiring Bank Charges
5. FASTag Debit Adjustment/Chargeback Received from Bank (Net)
6. Double user fee (from cash vehicles entering dedicated Fastag lane) collected from vehicles are reported separately (count and revenue). These are included in vehicle category wise count and revenue.



**MONTHLY/DAILY FEE STATEMENT**

Project Highway: National Highway NH-48

Day/Month: 12-Mar-2025

Sr. No.	Name of Toll Plaza Location	Chainage
National Highway NH-48 (from Km. 20+400 to 131+200)		
1	Shedung	103+350

Type of Vehicle	For corresponding day/month of previous year 12-Mar-2024		For preceding day/month 11-Mar-2025		For the day/month reported upon 12-Mar-2025		
	No. of Vehicles	Fee collected (in lakh Rs.)	No. of Vehicles	Fee collected (in lakh Rs.)	Fee per Vehicle (in Rs.)	No. of Vehicles	Fee collected (in lakh Rs.)
	1	2	3	4	5	6	7
A-Car (Note-7)	9394	545957	9616	560501	Note-1	10254	596427
B-LCV	1249	123807	1222	120329		1274	125444
C-Bus	1354	272294	1249	256447		1272	259494
D-Truck	0	0	0	0		0	0
E-Three-axle vehicle	0	0	0	0		0	0
F-Multi-axle Truck	1839	735531	1815	732145		1991	807844
G-Oversized vehicle	0	0	0	0		0	0
FASTag Debit Adjustment/ Chargeback Received from Bank (Net) (Note-5)	0	1274	0	716	Note-5	0	723
<b>H- Total</b>	<b>13836</b>	<b>1678862</b>	<b>13902</b>	<b>1670137</b>		<b>14791</b>	<b>1789932</b>

**Day/Month wise Opening Balance of Toll Collection & Traffic**

Day	12
Month	3
Year	2025
Toll Depositing Bank	State Bank Of India
Bank Account No.	39177623786

Transaction Type	Car/Jeep Count	Total Car/ Jeep Amount (in Rs.)	Bus/Truck Count	Total Bus / Truck Amount (in Rs.)	LCV Count	Total LCV Amount (in Rs.)	MAV (Multi Axle Vehicle Count)	Total MAV (Multi Axle Vehicle) Amount (in Rs.)	Three Axle Count	Three Axle Count Amount (in Rs.)	FASTag Debit Adjustment/ Chargeback Received from Bank (Net)		
1	2	3	4	5	6	7	8	9	10	11	12	13	Note-5
Single Journey	5257	218128	770	130560	823	67598	1509	548767	0	0	0	723	
Monthly Pass Sales	2	719	0	0	0	0	0	0	0	0	0	0	
Daily Pass Sales	3990	283111	444	109795	418	52368	464	246297	0	0	0	0	
Local Pass Sales	0	0	0	0	0	0	0	0	0	0	0	0	
Return Pass Sales	0	0	0	0	0	0	0	0	0	0	0	0	
Double User Fee (FASTag Lane Violation) (Note-6)	1005	94470	58	19140	33	5478	18	12780	0	0	0	0	

Total Non-Tollable Traffic Count Entry Details (Note-2)					
Transaction Type	Car/Jeep Count	Bus/Truck Count	LCV Count	MAV (Multi Axle Vehicle Count)	Three Axle Count
1	2	3	4	5	6
Reuse & Exit	4802	670	480	549	0
Exemption & Violation	6613	218	61	159	0

**Notes**

1. Fee for Fastag vehicles passing two toll plazas, is collected at two plazas in few cases and therefore section wise traffic details will not be available at one plaza for same.
2. All Non-tollable traffic could not be recorded/reported due to unavailability of adequate Lanes & systems. Non-Tollable count includes Reuse of daily/return/monthly pass, exit trips, exemption and violations.
3. Reporting (FASTag/Cash/Card) - 12:00:00 AM to 11:59:59 PM.
4. Fastag Collection is net of Acquiring Bank Charges
5. FASTag Debit Adjustment/Chargeback Received from Bank (Net)
6. Double user fee (from cash vehicles entering dedicated Fastag lane) collected from vehicles are reported separately (count and revenue). These are included in vehicle category wise count and revenue.





**MONTHLY/DAILY FEE STATEMENT**

Project Highway: National Highway NH-48

Day/Month: 13-Mar-2025

Sr. No.	Name of Toll Plaza Location	Chainage
National Highway NH-48 (from Km. 20+400 to 131+200)		
1	Shedung	103+350

Type of Vehicle	For corresponding day/month of previous year 13-Mar-2024		For preceding day/month 12-Mar-2025		For the day/month reported upon 13-Mar-2025		
	No. of Vehicles	Fee collected (in lakh Rs.)	No. of Vehicles	Fee collected (in lakh Rs.)	Fee per Vehicle (in Rs.)	No. of Vehicles	Fee collected (in lakh Rs.)
1	2	3	4	5	6	7	8
A-Car (Note-7)	9417	551680	10254	596427	Note-1	12041	687873
B-LCV	1222	121807	1274	125444		1252	123994
C-Bus	1432	291224	1272	259494		1290	262953
D-Truck	0	0	0	0		0	0
E-Three-axle vehicle	0	0	0	0		0	0
F-Multi-axle Truck	1970	795084	1991	807844		1818	731816
G-Oversized vehicle	0	0	0	0	0	0	
FASTag Debit Adjustment/ Chargeback Received from Bank (Net) (Note-5)	0	559	0	723	Note-5	0	1205
<b>H- Total</b>	<b>14041</b>	<b>1760354</b>	<b>14791</b>	<b>1789932</b>		<b>16401</b>	<b>1807841</b>

**Day/Month wise Opening Balance of Toll Collection & Traffic**

Day	13
Month	3
Year	2025
Toll Depositing Bank	State Bank Of India
Bank Account No.	39177623786

Transaction Type	Car/Jeep Count	Total Car/ Jeep Amount (in Rs.)	Bus/Truck Count	Total Bus / Truck Amount (in Rs.)	LCV Count	Total LCV Amount (in Rs.)	MAV (Multi Axle Vehicle Count)	Total MAV (Multi Axle Vehicle) Amount (in Rs.)	Three Axle Count	Three Axle Count Amount (in Rs.)	FASTag Debit Adjustment/ Chargeback Received from Bank (Net)
1	2	3	4	5	8	9	10	11	12	13	Note-5
Single Journey	7077	309050	760	127789	800	66649	1411	513503	0	0	1205
Monthly Pass Sales	0	0	0	0	0	0	0	0	0	0	0
Daily Pass Sales	3796	269031	484	119983	434	54357	393	208373	0	0	0
Local Pass Sales	0	0	0	0	0	0	0	0	0	0	0
Return Pass Sales	0	0	0	0	0	0	0	0	0	0	0
Double User Fee (FASTag Lane Violation) (Note-6)	1168	109792	46	15180	18	2988	14	9940	0	0	0

Total Non-Tollable Traffic Count Entry Details (Note-2)					
Transaction Type	Car/Jeep Count	Bus/Truck Count	LCV Count	MAV (Multi Axle Vehicle Count)	Three Axle Count
1	2	3	5	6	7
Reuse & Exit	4578	665	505	469	0
Exemption & Violation	5645	260	56	161	0

**Notes**

1. Fee for Fastag vehicles passing two toll plazas, is collected at two plazas in few cases and therefore section wise traffic details will not be available at one plaza for same.
2. All Non-tollable traffic could not be recorded/reported due to unavailability of adequate Lanes & systems. Non-Tollable count includes Reuse of daily/return/monthly pass, exit trips, exemption and violations.
3. Reporting (FASTag/Cash/Card) - 12:00:00 AM to 11:59:59 PM.
4. Fastag Collection is net of Acquiring Bank Charges
5. FASTag Debit Adjustment/Chargeback Received from Bank (Net)
6. Double user fee (from cash vehicles entering dedicated Fastag lane) collected from vehicles are reported separately (count and revenue). These are included in vehicle category wise count and revenue.



**MONTHLY/DAILY FEE STATEMENT**

Project Highway: National Highway NH-48

Day/Month: 14-Mar-2025

Sr. No.	Name of Toll Plaza Location	Chainage
National Highway NH-48 (from Km. 20+400 to 131+200)		
1	Shedung	103+350

Type of Vehicle	For corresponding day/month of previous year		For preceding day/month		For the day/month reported upon		
	14-Mar-2024		13-Mar-2025		14-Mar-2025		
	No. of Vehicles	Fee collected (in lakh Rs.)	No. of Vehicles	Fee collected (in lakh Rs.)	Fee per Vehicle (in Rs.)	No. of Vehicles	Fee collected (in lakh Rs.)
1	2	3	4	5	6	7	8
A-Car (Note-7)	9467	550703	12041	687873	Note-1	10586	608408
B-LCV	1259	125270	1252	123994		476	44568
C-Bus	1441	296917	1290	262953		561	111127
D-Truck	0	0	0	0		0	0
E-Three-axle vehicle	0	0	0	0		0	0
F-Multi-axle Truck	2025	819938	1818	731816		844	322474
G-Oversized vehicle	0	0	0	0		0	0
FASTag Debit Adjustment/ Chargeback Received from Bank (Net) (Note-5)	0	2686	0	1205	Note-5	0	0
<b>H- Total</b>	<b>14192</b>	<b>1795514</b>	<b>16401</b>	<b>1807841</b>		<b>12467</b>	<b>1086578</b>

**Day/Month wise Opening Balance of Toll Collection & Traffic**

Day	14
Month	3
Year	2025
Toll Depositing Bank	State Bank Of India
Bank Account No.	39177623786

Transaction Type	Car/Jeep Count	Total Car/ Jeep Amount (in Rs.)	Bus/Truck Count	Total Bus / Truck Amount (in Rs.)	LCV Count	Total LCV Amount (in Rs.)	MAV (Multi Axle Vehicle Count)	Total MAV (Multi Axle Vehicle) Amount (in Rs.)	Three Axle Count	Three Axle Count Amount (in Rs.)	FASTag Debit Adjustment/ Chargeback Received from Bank (Net)
1	2	3	4	5	8	9	10	11	12	13	Note-5
Single Journey	6743	306239	391	66653	366	30438	764	278522	0	0	0
Monthly Pass Sales	0	0	0	0	0	0	0	0	0	0	0
Daily Pass Sales	2548	180439	143	35565	102	12802	73	38982	0	0	0
Local Pass Sales	0	0	0	0	0	0	0	0	0	0	0
Return Pass Sales	0	0	0	0	0	0	0	0	0	0	0
Double User Fee (FASTag Lane Violation) (Note-6)	1295	121730	27	8910	8	1328	7	4970	0	0	0

Total Non-Tollable Traffic Count Entry Details (Note-2)					
Transaction Type	Car/Jeep Count	Bus/Truck Count	LCV Count	MAV (Multi Axle Vehicle Count)	Three Axle Count
1	2	3	5	6	7
Reuse & Exit	2865	275	143	80	0
Exemption & Violation	3827	161	6	8	0

**Notes**

1. Fee for Fastag vehicles passing two toll plazas, is collected at two plazas in few cases and therefore section wise traffic details will not be available at one plaza for same.
2. All Non-tollable traffic could not be recorded/reported due to unavailability of adequate Lanes & systems. Non-Tollable count includes Reuse of daily/return/monthly pass, exit trips, exemption and violations.
3. Reporting (FASTag/Cash/Card) - 12:00:00 AM to 11:59:59 PM.
4. Fastag Collection is net of Acquiring Bank Charges
5. FASTag Debit Adjustment/Chargeback Received from Bank (Net)
6. Double user fee (from cash vehicles entering dedicated Fastag lane) collected from vehicles are reported separately (count and revenue). These are included in vehicle category wise count and revenue.



**MONTHLY/DAILY FEE STATEMENT**

Project Highway: National Highway NH-48

Day/Month: 15-Mar-2025

Sr. No.	Name of Toll Plaza Location	Chainage
National Highway NH-48 (from Km. 20+400 to 131+200)		
1	Shedung	103+350

Type of Vehicle	For corresponding day/month of previous year 15-Mar-2024		For preceding day/month 14-Mar-2025		For the day/month reported upon 15-Mar-2025		
	No. of Vehicles	Fee collected (in lakh Rs.)	No. of Vehicles	Fee collected (in lakh Rs.)	Fee per Vehicle (in Rs.)	No. of Vehicles	Fee collected (in lakh Rs.)
1	2	3	4	5	6	7	8
A-Car (Note-7)	10311	592049	10586	608408	Note-1	13278	763184
B-LCV	1194	117814	476	44568		916	91140
C-Bus	1396	282032	561	111127		959	193765
D-Truck	0	0	0	0		0	0
E-Three-axle vehicle	0	0	0	0		0	0
F-Multi-axle Truck	1830	730486	844	322474		1549	611431
G-Oversized vehicle	0	0	0	0		0	0
FASTag Debit Adjustment/ Chargeback Received from Bank (Net) (Note-5)	0	1637	0	0	Note-5	0	0
<b>H- Total</b>	<b>14731</b>	<b>1724017</b>	<b>12467</b>	<b>1086578</b>		<b>16702</b>	<b>1659520</b>

**Day/Month wise Opening Balance of Toll Collection & Traffic**

Day	15
Month	3
Year	2025
Toll Depositing Bank	State Bank Of India
Bank Account No.	39177623786

Transaction Type	Car/Jeep Count	Total Car/ Jeep Amount (in Rs.)	Bus/Truck Count	Total Bus / Truck Amount (in Rs.)	LCV Count	Total LCV Amount (in Rs.)	MAV (Multi Axle Vehicle Count)	Total MAV (Multi Axle Vehicle) Amount (in Rs.)	Three Axle Count	Three Axle Count Amount (in Rs.)	FASTag Debit Adjustment/ Chargeback Received from Bank (Net)
1	2	3	4	5	8	9	10	11	12	13	Note-5
Single Journey	7687	335582	577	96930	572	47845	1241	446013	0	0	0
Monthly Pass Sales	2	719	0	0	0	0	0	0	0	0	0
Daily Pass Sales	4219	298103	356	88255	334	41635	299	159027	0	0	0
Local Pass Sales	0	0	0	0	0	0	0	0	0	0	0
Return Pass Sales	0	0	0	0	0	0	0	0	0	0	0
Double User Fee (FASTag Lane Violation) (Note-6)	1370	128780	26	8580	10	1660	9	6390	0	0	0

Total Non-Tollable Traffic Count Entry Details (Note-2)					
Transaction Type	Car/Jeep Count	Bus/Truck Count	LCV Count	MAV (Multi Axle Vehicle Count)	Three Axle Count
1	2	3	5	6	7
Reuse & Exit	4892	563	398	364	0
Exemption & Violation	6308	255	42	93	0

**Notes**

1. Fee for Fastag vehicles passing two toll plazas, is collected at two plazas in few cases and therefore section wise traffic details will not be available at one plaza for same.
2. All Non-tollable traffic could not be recorded/reported due to unavailability of adequate Lanes & systems. Non-Tollable count includes Reuse of daily/return/monthly pass, exit trips, exemption and violations.
3. Reporting (FASTag/Cash/Card) - 12:00:00 AM to 11:59:59 PM.
4. Fastag Collection is net of Acquiring Bank Charges
5. FASTag Debit Adjustment/Chargeback Received from Bank (Net)
6. Double user fee (from cash vehicles entering dedicated Fastag lane) collected from vehicles are reported separately (count and revenue). These are included in vehicle category wise count and revenue.



**MONTHLY/DAILY FEE STATEMENT**

Project Highway: National Highway NH-48

Day/Month: 16-Mar-2025

Sr. No.	Name of Toll Plaza Location	Chainage
National Highway NH-48 (from Km. 20+400 to 131+200)		
1	Shedung	103+350

Type of Vehicle	For corresponding day/month of previous year 16-Mar-2024		For preceding day/month 15-Mar-2025		For the day/month reported upon 16-Mar-2025		
	No. of Vehicles	Fee collected (in lakh Rs.)	No. of Vehicles	Fee collected (in lakh Rs.)	Fee per Vehicle (in Rs.)	No. of Vehicles	Fee collected (in lakh Rs.)
1	2	3	4	5	6	7	8
A-Car (Note-7)	13308	768506	13278	763184	Note-1	14885	865387
B-LCV	1203	117884	916	91140		780	75088
C-Bus	1382	275575	959	193765		852	174327
D-Truck	0	0	0	0		0	0
E-Three-axle vehicle	0	0	0	0		0	0
F-Multi-axle Truck	1799	708314	1549	611431		1344	534493
G-Oversized vehicle	0	0	0	0		0	0
FASTag Debit Adjustment/ Chargeback Received from Bank (Net) (Note-5)	0	0	0	0	Note-5	0	-552
<b>H- Total</b>	<b>17692</b>	<b>1870278</b>	<b>16702</b>	<b>1659520</b>		<b>17861</b>	<b>1648744</b>

**Day/Month wise Opening Balance of Toll Collection & Traffic**

Day	16
Month	3
Year	2025
Toll Depositing Bank	State Bank Of India
Bank Account No.	39177623786

Transaction Type	Car/Jeep Count	Total Car/ Jeep Amount (in Rs.)	Bus/Truck Count	Total Bus / Truck Amount (in Rs.)	LCV Count	Total LCV Amount (in Rs.)	MAV (Multi Axle Vehicle Count)	Total MAV (Multi Axle Vehicle) Amount (in Rs.)	Three Axle Count	Three Axle Count Amount (in Rs.)	FASTag Debit Adjustment/ Chargeback Received from Bank (Net)
1	2	3	4	5	8	9	10	11	12	13	Note-5
Single Journey	8657	385696	505	85375	539	44469	1054	378914	0	0	-552
Monthly Pass Sales	1	1408	0	0	0	0	0	0	0	0	0
Daily Pass Sales	4598	325157	312	77403	229	28628	282	149899	0	0	0
Local Pass Sales	0	0	0	0	0	0	0	0	0	0	0
Return Pass Sales	0	0	0	0	0	0	0	0	0	0	0
Double User Fee (FASTag Lane Violation) (Note-6)	1629	153126	35	11550	12	1992	8	5680	0	0	0

Total Non-Tollable Traffic Count Entry Details (Note-2)					
Transaction Type	Car/Jeep Count	Bus/Truck Count	LCV Count	MAV (Multi Axle Vehicle Count)	Three Axle Count
1	2	3	5	6	7
Reuse & Exit	5160	504	288	339	0
Exemption & Violation	5924	177	34	55	0

**Notes**

1. Fee for Fastag vehicles passing two toll plazas, is collected at two plazas in few cases and therefore section wise traffic details will not be available at one plaza for same.
2. All Non-tollable traffic could not be recorded/reported due to unavailability of adequate Lanes & systems. Non-Tollable count includes Reuse of daily/return/monthly pass, exit trips, exemption and violations.
3. Reporting (FASTag/Cash/Card) - 12:00:00 AM to 11:59:59 PM.
4. Fastag Collection is net of Acquiring Bank Charges
5. FASTag Debit Adjustment/Chargeback Received from Bank (Net)
6. Double user fee (from cash vehicles entering dedicated Fastag lane) collected from vehicles are reported separately (count and revenue). These are included in vehicle category wise count and revenue.



**MONTHLY/DAILY FEE STATEMENT**

Project Highway: National Highway NH-48

Day/Month: 17-Mar-2025

Sr. No.	Name of Toll Plaza Location	Chainage
National Highway NH-48 (from Km. 20+400 to 131+200)		
1	Shedung	103+350

Type of Vehicle	For corresponding day/month of previous year 17-Mar-2024		For preceding day/month 16-Mar-2025		For the day/month reported upon 17-Mar-2025		
	No. of Vehicles	Fee collected (in lakh Rs.)	No. of Vehicles	Fee collected (in lakh Rs.)	Fee per Vehicle (in Rs.)	No. of Vehicles	Fee collected (in lakh Rs.)
1	2	3	4	5	6	7	8
A-Car (Note-7)	13633	800896	14885	865387	Note-1	10747	616722
B-LCV	710	69102	780	75088		1084	107294
C-Bus	928	190741	852	174327		1185	239211
D-Truck	0	0	0	0		0	0
E-Three-axle vehicle	0	0	0	0		0	0
F-Multi-axle Truck	1355	527911	1344	534493		1792	731315
G-Oversized vehicle	0	0	0	0	0	0	
FASTag Debit Adjustment/ Chargeback Received from Bank (Net) (Note-5)	0	1117	0	-552	Note-5	0	2623
<b>H- Total</b>	<b>16626</b>	<b>1589767</b>	<b>17861</b>	<b>1648744</b>		<b>14808</b>	<b>1697164</b>

**Day/Month wise Opening Balance of Toll Collection & Traffic**

Day	17
Month	3
Year	2025
Toll Depositing Bank	State Bank Of India
Bank Account No.	39177623786

Transaction Type	Car/Jeep Count	Total Car/ Jeep Amount (in Rs.)	Bus/Truck Count	Total Bus / Truck Amount (in Rs.)	LCV Count	Total LCV Amount (in Rs.)	MAV (Multi Axle Vehicle Count)	Total MAV (Multi Axle Vehicle) Amount (in Rs.)	Three Axle Count	Three Axle Count Amount (in Rs.)	FASTag Debit Adjustment/ Chargeback Received from Bank (Net)
1	2	3	4	5	8	9	10	11	12	13	Note-5
Single Journey	6012	257175	725	122160	691	57575	1327	480474	0	0	2623
Monthly Pass Sales	0	0	0	0	0	0	0	0	0	0	0
Daily Pass Sales	3677	260095	424	105171	375	46731	441	233801	0	0	0
Local Pass Sales	0	0	0	0	0	0	0	0	0	0	0
Return Pass Sales	0	0	0	0	0	0	0	0	0	0	0
Double User Fee (FASTag Lane Violation) (Note-6)	1058	99452	36	11880	18	2988	24	17040	0	0	0

Total Non-Tollable Traffic Count Entry Details (Note-2)					
Transaction Type	Car/Jeep Count	Bus/Truck Count	LCV Count	MAV (Multi Axle Vehicle Count)	Three Axle Count
1	2	3	5	6	7
Reuse & Exit	4509	636	442	543	0
Exemption & Violation	5957	248	49	155	0

**Notes**

1. Fee for Fastag vehicles passing two toll plazas, is collected at two plazas in few cases and therefore section wise traffic details will not be available at one plaza for same.
2. All Non-tollable traffic could not be recorded/reported due to unavailability of adequate Lanes & systems. Non-Tollable count includes Reuse of daily/return/monthly pass, exit trips, exemption and violations.
3. Reporting (FASTag/Cash/Card) - 12:00:00 AM to 11:59:59 PM.
4. Fastag Collection is net of Acquiring Bank Charges
5. FASTag Debit Adjustment/Chargeback Received from Bank (Net)
6. Double user fee (from cash vehicles entering dedicated Fastag lane) collected from vehicles are reported separately (count and revenue). These are included in vehicle category wise count and revenue.



**MONTHLY/DAILY FEE STATEMENT**

Project Highway: National Highway NH-48

Day/Month: 18-Mar-2025

Sr. No.	Name of Toll Plaza Location	Chainage
National Highway NH-48 (from Km. 20+400 to 131+200)		
1	Shedung	103+350

Type of Vehicle	For corresponding day/month of previous year 18-Mar-2024		For preceding day/month 17-Mar-2025		For the day/month reported upon 18-Mar-2025		
	No. of Vehicles	Fee collected (in lakh Rs.)	No. of Vehicles	Fee collected (in lakh Rs.)	Fee per Vehicle (in Rs.)	No. of Vehicles	Fee collected (in lakh Rs.)
1	2	3	4	5	6	7	8
A-Car (Note-7)	9812	571505	10747	616722	Note-1	10496	612707
B-LCV	1035	103616	1084	107294		1286	127660
C-Bus	1233	249212	1185	239211		1277	259937
D-Truck	0	0	0	0		0	0
E-Three-axle vehicle	0	0	0	0		0	0
F-Multi-axle Truck	1921	761232	1792	731315		1820	738124
G-Oversized vehicle	0	0	0	0	0	0	
FASTag Debit Adjustment/ Chargeback Received from Bank (Net) (Note-5)	0	0	0	2623	Note-5	0	544
<b>H- Total</b>	<b>14001</b>	<b>1685565</b>	<b>14808</b>	<b>1697164</b>		<b>14879</b>	<b>1738971</b>

**Day/Month wise Opening Balance of Toll Collection & Traffic**

Day	18
Month	3
Year	2025
Toll Depositing Bank	State Bank Of India
Bank Account No.	39177623786

Transaction Type	Car/Jeep Count	Total Car/ Jeep Amount (in Rs.)	Bus/Truck Count	Total Bus / Truck Amount (in Rs.)	LCV Count	Total LCV Amount (in Rs.)	MAV (Multi Axle Vehicle Count)	Total MAV (Multi Axle Vehicle) Amount (in Rs.)	Three Axle Count	Three Axle Count Amount (in Rs.)	FASTag Debit Adjustment/ Chargeback Received from Bank (Net)
1	2	3	4	5	8	9	10	11	12	13	Note-5
Single Journey	5391	226290	758	127910	815	67829	1373	496771	0	0	544
Monthly Pass Sales	0	0	0	0	0	0	0	0	0	0	0
Daily Pass Sales	4047	286965	479	118827	449	56179	428	227863	0	0	0
Local Pass Sales	0	0	0	0	0	0	0	0	0	0	0
Return Pass Sales	0	0	0	0	0	0	0	0	0	0	0
Double User Fee (FASTag Lane Violation) (Note-6)	1058	99452	40	13200	22	3652	19	13490	0	0	0

Total Non-Tollable Traffic Count Entry Details (Note-2)					
Transaction Type	Car/Jeep Count	Bus/Truck Count	LCV Count	MAV (Multi Axle Vehicle Count)	Three Axle Count
1	2	3	5	6	7
Reuse & Exit	4889	711	518	527	0
Exemption & Violation	5263	243	61	142	0

**Notes**

- Fee for Fastag vehicles passing two toll plazas, is collected at two plazas in few cases and therefore section wise traffic details will not be available at one plaza for same.
- All Non-tollable traffic could not be recorded/reported due to unavailability of adequate Lanes & systems. Non-Tollable count includes Reuse of daily/return/monthly pass, exit trips, exemption and violations.
- Reporting (FASTag/Cash/Card) - 12:00:00 AM to 11:59:59 PM.
- Fastag Collection is net of Acquiring Bank Charges
- FASTag Debit Adjustment/Chargeback Received from Bank (Net)
- Double user fee (from cash vehicles entering dedicated Fastag lane) collected from vehicles are reported separately (count and revenue). These are included in vehicle category wise count and revenue.



**MONTHLY/DAILY FEE STATEMENT**

Project Highway: National Highway NH-48

Day/Month: 01-Mar-2025

Sr. No.	Name of Toll Plaza Location	Chainage
National Highway NH-48 (from Km. 20+400 to 131+200)		
1	Shilphata	103+350

Type of Vehicle	For corresponding day/month of previous year 1-Mar-2024		For preceding day/month 28-Feb-2025		For the day/month reported upon 1-Mar-2025		
	No. of Vehicles	Fee collected (in lakh Rs.)	No. of Vehicles	Fee collected (in lakh Rs.)	Fee per Vehicle (in Rs.)	No. of Vehicles	Fee collected (in lakh Rs.)
1	2	3	4	5	6	7	8
A –Car (Note-7)	6776	444419	7279	440815	Note-1	8549	556468
B –LCV	1031	116646	950	111275		981	96342
C- Bus	2589	479429	2610	487597		2610	484572
D –Truck	0	0	0	0		0	0
E -Three-axle vehicle	0	0	0	0		0	0
F -Multi-axle Truck	5159	1933143	5023	1897601		5020	1903451
G -Oversized vehicle	0	0	0	0	0	0	
FASTag Debit Adjustment/ Chargeback Received from Bank (Net) (Note-5)	0	573	0	7905	Note-5	0	1687
<b>H- Total</b>	<b>15555</b>	<b>2974210</b>	<b>15862</b>	<b>2945193</b>		<b>17160</b>	<b>3042520</b>

**Day/Month wise Opening Balance of Toll Collection & Traffic**

Day	1
Month	3
Year	2025
Toll Depositing Bank	State Bank Of India
Bank Account No.	39177623786

Transaction Type	Car/Jeep Count	Total Car/ Jeep Amount (in Rs.)	Bus/Truck Count	Total Bus / Truck Amount (in Rs.)	LCV Count	Total LCV Amount (in Rs.)	MAV (Multi Axle Vehicle Count)	Total MAV (Multi Axle Vehicle) Amount (in Rs.)	Three Axle Count	Three Axle Count Amount (in Rs.)	FASTag Debit Adjustment/ Chargeback Received from Bank (Net)
1	2	3	4	5	8	9	10	11	12	13	Note-5
Single Journey	5237	239809	2023	334918	665	55684	4456	1580690	0	0	1687
Monthly Pass Sales	92	57318	0	0	0	0	4	21322	0	0	0
Daily Pass Sales	1834	129056	524	128864	278	34350	530	280139	0	0	0
Local Pass Sales	0	0	0	0	0	0	0	0	0	0	0
Return Pass Sales	0	0	0	0	0	0	0	0	0	0	0
Double User Fee (FASTag Lane Violation) (Note-6)	1386	130284	63	20790	38	6308	30	21300	0	0	0

Total Non-Tollable Traffic Count Entry Details (Note-2)					
Transaction Type	Car/Jeep Count	Bus/Truck Count	LCV Count	MAV (Multi Axle Vehicle Count)	Three Axle Count
1	2	3	5	6	7
Reuse & Exit	2322	588	340	543	0
Exemption & Violation	4658	297	94	178	0



**Notes**

1. Fee for Fastag vehicles passing two toll plazas, is collected at two plazas in few cases and therefore section wise traffic details will not be available at one plaza for same.
2. All Non-tollable traffic could not be recorded/reported due to unavailability of adequate Lanes & systems. Non-Tollable count includes Reuse of daily/return/monthly pass, exit trips, exemption and violations.
3. Reporting (FASTag/Cash/Card) - 12:00:00 AM to 11:59:59 PM.
4. Fastag Collection is net of Acquiring Bank Charges
5. FASTag Debit Adjustment/Chargeback Received from Bank (Net)
6. Double user fee (from cash vehicles entering dedicated Fastag lane) collected from vehicles are reported separately (count and revenue). These are included in vehicle category wise count and revenue.

**MONTHLY/DAILY FEE STATEMENT**

Project Highway: National Highway NH-48

Day/Month: 02-Mar-2025

Sr. No.	Name of Toll Plaza Location	Chainage
National Highway NH-48 (from Km. 20+400 to 131+200)		
1	Shilphata	103+350

Type of Vehicle	For corresponding day/month of previous year 2-Mar-2024		For preceding day/month 1-Mar-2025		For the day/month reported upon 2-Mar-2025		
	No. of Vehicles	Fee collected (in lakh Rs.)	No. of Vehicles	Fee collected (in lakh Rs.)	Fee per Vehicle (in Rs.)	No. of Vehicles	Fee collected (in lakh Rs.)
1	2	3	4	5	6	7	8
A-Car (Note-7)	7450	458021	8549	556468	Note-1	7942	479298
B-LCV	1049	106093	981	96342		694	68459
C-Bus	2522	468489	2610	484572		2055	378205
D-Truck	0	0	0	0		0	0
E-Three-axle vehicle	0	0	0	0		0	0
F-Multi-axle Truck	4974	1903839	5020	1903451		4253	1573774
G-Oversized vehicle	0	0	0	0		0	0
FASTag Debit Adjustment/ Chargeback Received from Bank (Net) (Note-5)	0	784	0	1687	Note-5	0	-119
<b>H- Total</b>	<b>15995</b>	<b>2937226</b>	<b>17160</b>	<b>3042520</b>		<b>14944</b>	<b>2499618</b>

**Day/Month wise Opening Balance of Toll Collection & Traffic**

Day	2
Month	3
Year	2025
Toll Depositing Bank	State Bank Of India
Bank Account No.	39177623786

Transaction Type	Car/Jeep Count	Total Car/ Jeep Amount (in Rs.)	Bus/Truck Count	Total Bus / Truck Amount (in Rs.)	LCV Count	Total LCV Amount (in Rs.)	MAV (Multi Axle Vehicle Count)	Total MAV (Multi Axle Vehicle) Amount (in Rs.)	Three Axle Count	Three Axle Count Amount (in Rs.)	FASTag Debit Adjustment/ Chargeback Received from Bank (Net)
1	2	3	4	5	8	9	10	11	12	13	Note-5
Single Journey	4813	222676	1660	274112	531	43930	3922	1393177	0	0	-119
Monthly Pass Sales	17	7157	1	4941	2	3743	0	0	0	0	0
Daily Pass Sales	1828	128769	367	90242	142	17632	299	157877	0	0	0
Local Pass Sales	0	0	0	0	0	0	0	0	0	0	0
Return Pass Sales	0	0	0	0	0	0	0	0	0	0	0
Double User Fee (FASTag Lane Violation) (Note-6)	1284	120696	27	8910	19	3154	32	22720	0	0	0

Total Non-Tollable Traffic Count Entry Details (Note-2)					
Transaction Type	Car/Jeep Count	Bus/Truck Count	LCV Count	MAV (Multi Axle Vehicle Count)	Three Axle Count
1	2	3	5	6	7
Reuse & Exit	2187	418	188	308	0
Exemption & Violation	4854	216	47	97	0



**Notes**

1. Fee for Fastag vehicles passing two toll plazas, is collected at two plazas in few cases and therefore section wise traffic details will not be available at one plaza for same.
2. All Non-tollable traffic could not be recorded/reported due to unavailability of adequate Lanes & systems. Non-Tollable count includes Reuse of daily/return/monthly pass, exit trips, exemption and violations.
3. Reporting (FASTag/Cash/Card) - 12:00:00 AM to 11:59:59 PM.
4. Fastag Collection is net of Acquiring Bank Charges
5. FASTag Debit Adjustment/Chargeback Received from Bank (Net)
6. Double user fee (from cash vehicles entering dedicated Fastag lane) collected from vehicles are reported separately (count and revenue). These are included in vehicle category wise count and revenue.



**MONTHLY/DAILY FEE STATEMENT**

Project Highway: National Highway NH-48

Day/Month: 03-Mar-2025

Sr. No.	Name of Toll Plaza Location	Chainage
National Highway NH-48 (from Km. 20+400 to 131+200)		
1	Shilphata	103+350

Type of Vehicle	For corresponding day/month of previous year 3-Mar-2024		For preceding day/month 2-Mar-2025		For the day/month reported upon 3-Mar-2025		
	No. of Vehicles	Fee collected (in lakh Rs.)	No. of Vehicles	Fee collected (in lakh Rs.)	Fee per Vehicle (in Rs.)	No. of Vehicles	Fee collected (in lakh Rs.)
1	2	3	4	5	6	7	8
A –Car (Note-7)	7554	460256	7942	479298	Note-1	7309	436680
B –LCV	622	59050	694	68459		921	92921
C- Bus	1694	304679	2055	378205		2483	461336
D –Truck	0	0	0	0		0	0
E -Three-axle vehicle	0	0	0	0		0	0
F -Multi-axle Truck	3642	1341970	4253	1573774		4469	1672009
G -Oversized vehicle	0	0	0	0		0	0
FASTag Debit Adjustment/ Chargeback Received from Bank (Net) (Note-5)	0	-118	0	-119	Note-5	0	0
<b>H- Total</b>	<b>13512</b>	<b>2165837</b>	<b>14944</b>	<b>2499618</b>		<b>15182</b>	<b>2662946</b>

**Day/Month wise Opening Balance of Toll Collection & Traffic**

Day	3
Month	3
Year	2025
Toll Depositing Bank	State Bank Of India
Bank Account No.	39177623786

Transaction Type	Car/Jeep Count	Total Car/ Jeep Amount (in Rs.)	Bus/Truck Count	Total Bus / Truck Amount (in Rs.)	LCV Count	Total LCV Amount (in Rs.)	MAV (Multi Axle Vehicle Count)	Total MAV (Multi Axle Vehicle) Amount (in Rs.)	Three Axle Count	Three Axle Count Amount (in Rs.)	FASTag Debit Adjustment/ Chargeback Received from Bank (Net)
1	2	3	4	5	8	9	10	11	12	13	Note-5
Single Journey	4450	201482	1897	314276	638	53309	3995	1418333	0	0	0
Monthly Pass Sales	19	8924	0	0	2	3743	0	0	0	0	0
Daily Pass Sales	1726	121557	547	134190	252	31054	454	239476	0	0	0
Local Pass Sales	0	0	0	0	0	0	0	0	0	0	0
Return Pass Sales	0	0	0	0	0	0	0	0	0	0	0
Double User Fee (FASTag Lane Violation) (Note-6)	1114	104716	39	12870	29	4814	20	14200	0	0	0

Total Non-Tollable Traffic Count Entry Details (Note-2)					
Transaction Type	Car/Jeep Count	Bus/Truck Count	LCV Count	MAV (Multi Axle Vehicle Count)	Three Axle Count
1	2	3	5	6	7
Reuse & Exit	2236	596	317	470	0
Exemption & Violation	4389	253	82	140	0



**Notes**

1. Fee for Fastag vehicles passing two toll plazas, is collected at two plazas in few cases and therefore section wise traffic details will not be available at one plaza for same.
2. All Non-tollable traffic could not be recorded/reported due to unavailability of adequate Lanes & systems. Non-Tollable count includes Reuse of daily/return/monthly pass, exit trips, exemption and violations.
3. Reporting (FASTag/Cash/Card) - 12:00:00 AM to 11:59:59 PM.
4. Fastag Collection is net of Acquiring Bank Charges
5. FASTag Debit Adjustment/Chargeback Received from Bank (Net)
6. Double user fee (from cash vehicles entering dedicated Fastag lane) collected from vehicles are reported separately (count and revenue). These are included in vehicle category wise count and revenue.

**MONTHLY/DAILY FEE STATEMENT**

Project Highway: National Highway NH-48

Day/Month: 04-Mar-2025

Sr. No.	Name of Toll Plaza Location	Chainage
National Highway NH-48 (from Km. 20+400 to 131+200)		
1	Shilphata	103+350

Type of Vehicle	For corresponding day/month of previous year 4-Mar-2024		For preceding day/month 3-Mar-2025		For the day/month reported upon 4-Mar-2025		
	No. of Vehicles	Fee collected (in lakh Rs.)	No. of Vehicles	Fee collected (in lakh Rs.)	Fee per Vehicle (in Rs.)	No. of Vehicles	Fee collected (in lakh Rs.)
1	2	3	4	5	6	7	8
A-Car (Note-7)	7107	429413	7309	436680	Note-1	6518	389226
B-LCV	946	92140	921	92921		898	90015
C-Bus	2437	457750	2483	461336		2565	476381
D-Truck	0	0	0	0		0	0
E-Three-axle vehicle	0	0	0	0		0	0
F-Multi-axle Truck	4505	1696141	4469	1672009		4858	1820364
G-Oversized vehicle	0	0	0	0		0	0
FASTag Debit Adjustment/ Chargeback Received from Bank (Net) (Note-5)	0	1992	0	0	Note-5	0	1111
<b>H- Total</b>	<b>14995</b>	<b>2677435</b>	<b>15182</b>	<b>2662946</b>		<b>14839</b>	<b>2777097</b>

**Day/Month wise Opening Balance of Toll Collection & Traffic**

Day	4
Month	3
Year	2025
Toll Depositing Bank	State Bank Of India
Bank Account No.	39177623786

Transaction Type	Car/Jeep Count	Total Car/ Jeep Amount (in Rs.)	Bus/Truck Count	Total Bus / Truck Amount (in Rs.)	LCV Count	Total LCV Amount (in Rs.)	MAV (Multi Axle Vehicle Count)	Total MAV (Multi Axle Vehicle) Amount (in Rs.)	Three Axle Count	Three Axle Count Amount (in Rs.)	FASTag Debit Adjustment/ Chargeback Received from Bank (Net)
1	2	3	4	5	8	9	10	11	12	13	Note-5
Single Journey	3806	172311	1972	325694	616	51556	4349	1544078	0	0	1111
Monthly Pass Sales	8	3594	0	0	1	2486	0	0	0	0	0
Daily Pass Sales	1735	122236	534	131217	249	30662	471	249306	0	0	0
Local Pass Sales	0	0	0	0	0	0	0	0	0	0	0
Return Pass Sales	0	0	0	0	0	0	0	0	0	0	0
Double User Fee (FASTag Lane Violation) (Note-6)	969	91086	59	19470	32	5312	38	26980	0	0	0

Total Non-Tollable Traffic Count Entry Details (Note-2)					
Transaction Type	Car/Jeep Count	Bus/Truck Count	LCV Count	MAV (Multi Axle Vehicle Count)	Three Axle Count
1	2	3	5	6	7
Reuse & Exit	2253	610	313	490	0
Exemption & Violation	4042	277	97	171	0



**Notes**

1. Fee for Fastag vehicles passing two toll plazas, is collected at two plazas in few cases and therefore section wise traffic details will not be available at one plaza for same.
2. All Non-tollable traffic could not be recorded/reported due to unavailability of adequate Lanes & systems. Non-Tollable count includes Reuse of daily/return/monthly pass, exit trips, exemption and violations.
3. Reporting (FASTag/Cash/Card) - 12:00:00 AM to 11:59:59 PM.
4. Fastag Collection is net of Acquiring Bank Charges
5. FASTag Debit Adjustment/Chargeback Received from Bank (Net)
6. Double user fee (from cash vehicles entering dedicated Fastag lane) collected from vehicles are reported separately (count and revenue). These are included in vehicle category wise count and revenue.

**MONTHLY/DAILY FEE STATEMENT**

Project Highway: National Highway NH-48

Day/Month: 05-Mar-2025

Sr. No.	Name of Toll Plaza Location	Chainage
National Highway NH-48 (from Km. 20+400 to 131+200)		
1	Shilphata	103+350


Type of Vehicle	For corresponding day/month of previous year 5-Mar-2024		For preceding day/month 4-Mar-2025		For the day/month reported upon 5-Mar-2025		
	No. of Vehicles	Fee collected (in lakh Rs.)	No. of Vehicles	Fee collected (in lakh Rs.)	Fee per Vehicle (in Rs.)	No. of Vehicles	Fee collected (in lakh Rs.)
1	2	3	4	5	6	7	8
A-Car (Note-7)	6691	408002	6518	389226	Note-1	6456	381721
B-LCV	965	94603	898	90015		918	89667
C-Bus	2411	450579	2565	476381		2598	482216
D-Truck	0	0	0	0		0	0
E-Three-axle vehicle	0	0	0	0		0	0
F-Multi-axle Truck	4530	1711298	4858	1820364		4914	1841046
G-Oversized vehicle	0	0	0	0		0	0
FASTag Debit Adjustment/ Chargeback Received from Bank (Net) (Note-5)	0	2677	0	1111	Note-5	0	596
<b>H- Total</b>	<b>14597</b>	<b>2667159</b>	<b>14839</b>	<b>2777097</b>		<b>14886</b>	<b>2795246</b>

**Day/Month wise Opening Balance of Toll Collection & Traffic**

Day	5
Month	3
Year	2025
Toll Depositing Bank	State Bank Of India
Bank Account No.	39177623786

Transaction Type	Car/Jeep Count	Total Car/ Jeep Amount (in Rs.)	Bus/Truck Count	Total Bus / Truck Amount (in Rs.)	LCV Count	Total LCV Amount (in Rs.)	MAV (Multi Axle Vehicle Count)	Total MAV (Multi Axle Vehicle) Amount (in Rs.)	Three Axle Count	Three Axle Count Amount (in Rs.)	FASTag Debit Adjustment/ Chargeback Received from Bank (Net)
1	2	3	4	5	8	9	10	11	12	13	Note-5
Single Journey	3888	175568	1999	330743	635	53257	4371	1550691	0	0	596
Monthly Pass Sales	6	4252	0	0	0	0	0	0	0	0	0
Daily Pass Sales	1652	116360	547	134313	251	31097	523	276155	0	0	0
Local Pass Sales	0	0	0	0	0	0	0	0	0	0	0
Return Pass Sales	0	0	0	0	0	0	0	0	0	0	0
Double User Fee (FASTag Lane Violation) (Note-6)	910	85540	52	17160	32	5312	20	14200	0	0	0

Total Non-Tollable Traffic Count Entry Details (Note-2)					
Transaction Type	Car/Jeep Count	Bus/Truck Count	LCV Count	MAV (Multi Axle Vehicle Count)	Three Axle Count
1	2	3	5	6	7
Reuse & Exit	2188	616	318	544	0
Exemption & Violation	4360	274	104	208	0



**Notes**

1. Fee for Fastag vehicles passing two toll plazas, is collected at two plazas in few cases and therefore section wise traffic details will not be available at one plaza for same.
2. All Non-tollable traffic could not be recorded/reported due to unavailability of adequate Lanes & systems. Non-Tollable count includes Reuse of daily/return/monthly pass, exit trips, exemption and violations.
3. Reporting (FASTag/Cash/Card) - 12:00:00 AM to 11:59:59 PM.
4. Fastag Collection is net of Acquiring Bank Charges
5. FASTag Debit Adjustment/Chargeback Received from Bank (Net)
6. Double user fee (from cash vehicles entering dedicated Fastag lane) collected from vehicles are reported separately (count and revenue). These are included in vehicle category wise count and revenue.

**MONTHLY/DAILY FEE STATEMENT**

Project Highway: National Highway NH-48

Day/Month: 06-Mar-2025

Sr. No.	Name of Toll Plaza Location	Chainage
National Highway NH-48 (from Km. 20+400 to 131+200)		
1	Shilphata	103+350


Type of Vehicle	For corresponding day/month of previous year 6-Mar-2024		For preceding day/month 5-Mar-2025		For the day/month reported upon 6-Mar-2025		
	No. of Vehicles	Fee collected (in lakh Rs.)	No. of Vehicles	Fee collected (in lakh Rs.)	Fee per Vehicle (in Rs.)	No. of Vehicles	Fee collected (in lakh Rs.)
1	2	3	4	5	6	7	8
A –Car (Note-7)	6837	415508	6456	381721	Note-1	6879	412324
B –LCV	1010	98788	918	89667		922	89803
C- Bus	2578	478641	2598	482216		2715	510216
D –Truck	0	0	0	0		0	0
E -Three-axle vehicle	0	0	0	0		0	0
F -Multi-axle Truck	5041	1894359	4914	1841046		5207	1955397
G -Oversized vehicle	0	0	0	0		0	0
FASTag Debit Adjustment/ Chargeback Received from Bank (Net) (Note-5)	0	-1381	0	596	Note-5	0	508
<b>H- Total</b>	<b>15466</b>	<b>2885914</b>	<b>14886</b>	<b>2795246</b>		<b>15723</b>	<b>2968248</b>

**Day/Month wise Opening Balance of Toll Collection & Traffic**

Day	6
Month	3
Year	2025
Toll Depositing Bank	State Bank Of India
Bank Account No.	39177623786

Transaction Type	Car/Jeep Count	Total Car/ Jeep Amount (in Rs.)	Bus/Truck Count	Total Bus / Truck Amount (in Rs.)	LCV Count	Total LCV Amount (in Rs.)	MAV (Multi Axle Vehicle Count)	Total MAV (Multi Axle Vehicle) Amount (in Rs.)	Three Axle Count	Three Axle Count Amount (in Rs.)	FASTag Debit Adjustment/ Chargeback Received from Bank (Net)
1	2	3	4	5	8	9	10	11	12	13	Note-5
Single Journey	4001	181950	2071	342165	636	53060	4614	1639171	0	0	508
Monthly Pass Sales	5	2845	1	4941	0	0	0	0	0	0	0
Daily Pass Sales	1806	127231	579	141990	250	30767	574	302736	0	0	0
Local Pass Sales	0	0	0	0	0	0	0	0	0	0	0
Return Pass Sales	0	0	0	0	0	0	0	0	0	0	0
Double User Fee (FASTag Lane Violation) (Note-6)	1067	100298	64	21120	36	5976	19	13490	0	0	0

Total Non-Tollable Traffic Count Entry Details (Note-2)					
Transaction Type	Car/Jeep Count	Bus/Truck Count	LCV Count	MAV (Multi Axle Vehicle Count)	Three Axle Count
1	2	3	5	6	7
Reuse & Exit	2341	642	311	590	0
Exemption & Violation	4543	299	110	241	0



**Notes**

1. Fee for Fastag vehicles passing two toll plazas, is collected at two plazas in few cases and therefore section wise traffic details will not be available at one plaza for same.
2. All Non-tollable traffic could not be recorded/reported due to unavailability of adequate Lanes & systems. Non-Tollable count includes Reuse of daily/return/monthly pass, exit trips, exemption and violations.
3. Reporting (FASTag/Cash/Card) - 12:00:00 AM to 11:59:59 PM.
4. Fastag Collection is net of Acquiring Bank Charges
5. FASTag Debit Adjustment/Chargeback Received from Bank (Net)
6. Double user fee (from cash vehicles entering dedicated Fastag lane) collected from vehicles are reported separately (count and revenue). These are included in vehicle category wise count and revenue.

**MONTHLY/DAILY FEE STATEMENT**

Project Highway: National Highway NH-48

Day/Month: 07-Mar-2025

Sr. No.	Name of Toll Plaza Location	Chainage
National Highway NH-48 (from Km. 20+400 to 131+200)		
1	Shilphata	103+350

Type of Vehicle	For corresponding day/month of previous year 7-Mar-2024		For preceding day/month 6-Mar-2025		For the day/month reported upon 7-Mar-2025		
	No. of Vehicles	Fee collected (in lakh Rs.)	No. of Vehicles	Fee collected (in lakh Rs.)	Fee per Vehicle (in Rs.)	No. of Vehicles	Fee collected (in lakh Rs.)
1	2	3	4	5	6	7	8
A –Car (Note-7)	6367	385603	6879	412324	Note-1	6911	409626
B –LCV	951	91767	922	89803		965	94468
C- Bus	2508	467749	2715	510216		2649	497134
D –Truck	0	0	0	0		0	0
E -Three-axle vehicle	0	0	0	0		0	0
F -Multi-axle Truck	4611	1734025	5207	1955397		5056	1901949
G -Oversized vehicle	0	0	0	0		0	0
FASTag Debit Adjustment/ Chargeback Received from Bank (Net) (Note-5)	0	3066	0	508	Note-5	0	484
<b>H- Total</b>	<b>14437</b>	<b>2682210</b>	<b>15723</b>	<b>2968248</b>		<b>15581</b>	<b>2903661</b>

**Day/Month wise Opening Balance of Toll Collection & Traffic**

Day	7
Month	3
Year	2025
Toll Depositing Bank	State Bank Of India
Bank Account No.	39177623786

Transaction Type	Car/Jeep Count	Total Car/ Jeep Amount (in Rs.)	Bus/Truck Count	Total Bus / Truck Amount (in Rs.)	LCV Count	Total LCV Amount (in Rs.)	MAV (Multi Axle Vehicle Count)	Total MAV (Multi Axle Vehicle) Amount (in Rs.)	Three Axle Count	Three Axle Count Amount (in Rs.)	FASTag Debit Adjustment/ Chargeback Received from Bank (Net)
1	2	3	4	5	8	9	10	11	12	13	Note-5
Single Journey	4175	191118	1973	326354	661	55299	4478	1589613	0	0	484
Monthly Pass Sales	3	1078	0	0	0	0	0	0	0	0	0
Daily Pass Sales	1676	118072	624	153620	263	32363	545	288906	0	0	0
Local Pass Sales	0	0	0	0	0	0	0	0	0	0	0
Return Pass Sales	0	0	0	0	0	0	0	0	0	0	0
Double User Fee (FASTag Lane Violation) (Note-6)	1057	99358	52	17160	41	6806	33	23430	0	0	0

Total Non-Tollable Traffic Count Entry Details (Note-2)					
Transaction Type	Car/Jeep Count	Bus/Truck Count	LCV Count	MAV (Multi Axle Vehicle Count)	Three Axle Count
1	2	3	5	6	7
Reuse & Exit	2188	696	329	568	0
Exemption & Violation	4154	272	107	142	0



**Notes**

1. Fee for Fastag vehicles passing two toll plazas, is collected at two plazas in few cases and therefore section wise traffic details will not be available at one plaza for same.
2. All Non-tollable traffic could not be recorded/reported due to unavailability of adequate Lanes & systems. Non-Tollable count includes Reuse of daily/return/monthly pass, exit trips, exemption and violations.
3. Reporting (FASTag/Cash/Card) - 12:00:00 AM to 11:59:59 PM.
4. Fastag Collection is net of Acquiring Bank Charges
5. FASTag Debit Adjustment/Chargeback Received from Bank (Net)
6. Double user fee (from cash vehicles entering dedicated Fastag lane) collected from vehicles are reported separately (count and revenue). These are included in vehicle category wise count and revenue.

**MONTHLY/DAILY FEE STATEMENT**

Project Highway: National Highway NH-48

Day/Month: 08-Mar-2025

Sr. No.	Name of Toll Plaza Location	Chainage
National Highway NH-48 (from Km. 20+400 to 131+200)		
1	Shilphata	103+350

Type of Vehicle	For corresponding day/month of previous year 8-Mar-2024		For preceding day/month 7-Mar-2025		For the day/month reported upon 8-Mar-2025		
	No. of Vehicles	Fee collected (in lakh Rs.)	No. of Vehicles	Fee collected (in lakh Rs.)	Fee per Vehicle (in Rs.)	No. of Vehicles	Fee collected (in lakh Rs.)
<b>1</b>	<b>2</b>	<b>3</b>	<b>4</b>	<b>5</b>	<b>6</b>	<b>7</b>	<b>8</b>
A –Car (Note-7)	6894	416425	6911	409626	Note-1	7699	459315
B –LCV	976	94443	965	94468		891	86839
C- Bus	2602	487043	2649	497134		2695	506217
D –Truck	0	0	0	0		0	0
E -Three-axle vehicle	0	0	0	0		0	0
F -Multi-axle Truck	5222	1976937	5056	1901949		5081	1921160
G -Oversized vehicle	0	0	0	0	0	0	
FASTag Debit Adjustment/ Chargeback Received from Bank (Net) (Note-5)	0	2032	0	484	Note-5	0	0
<b>H- Total</b>	<b>15694</b>	<b>2976881</b>	<b>15581</b>	<b>2903661</b>		<b>16366</b>	<b>2973531</b>

**Day/Month wise Opening Balance of Toll Collection & Traffic**

Day	8
Month	3
Year	2025
Toll Depositing Bank	0
Bank Account No.	39177623786

Transaction Type	Car/Jeep Count	Total Car/ Jeep Amount (in Rs.)	Bus/Truck Count	Total Bus / Truck Amount (in Rs.)	LCV Count	Total LCV Amount (in Rs.)	MAV (Multi Axle Vehicle Count)	Total MAV (Multi Axle Vehicle) Amount (in Rs.)	Three Axle Count	Three Axle Count Amount (in Rs.)	FASTag Debit Adjustment/ Chargeback Received from Bank (Net)
<b>1</b>	<b>2</b>	<b>3</b>	<b>4</b>	<b>5</b>	<b>8</b>	<b>9</b>	<b>10</b>	<b>11</b>	<b>12</b>	<b>13</b>	<b>Note-5</b>
Single Journey	4676	214912	2001	331266	613	50985	4449	1579042	0	0	0
Monthly Pass Sales	7	2875	0	0	0	0	0	0	0	0	0
Daily Pass Sales	1782	125531	641	157461	241	29713	590	312298	0	0	0
Local Pass Sales	0	0	0	0	0	0	0	0	0	0	0
Return Pass Sales	0	0	0	0	0	0	0	0	0	0	0
Double User Fee (FASTag Lane Violation) (Note-6)	1234	115996	53	17490	37	6142	42	29820	0	0	0

Total Non-Tollable Traffic Count Entry Details (Note-2)					
Transaction Type	Car/Jeep Count	Bus/Truck Count	LCV Count	MAV (Multi Axle Vehicle Count)	Three Axle Count
<b>1</b>	<b>2</b>	<b>3</b>	<b>5</b>	<b>6</b>	<b>7</b>
Reuse & Exit	2335	703	289	625	0
Exemption & Violation	4178	322	104	183	0



**Notes**

1. Fee for Fastag vehicles passing two toll plazas, is collected at two plazas in few cases and therefore section wise traffic details will not be available at one plaza for same.
2. All Non-tollable traffic could not be recorded/reported due to unavailability of adequate Lanes & systems. Non-Tollable count includes Reuse of daily/return/monthly pass, exit trips, exemption and violations.
3. Reporting (FASTag/Cash/Card) - 12:00:00 AM to 11:59:59 PM.
4. Fastag Collection is net of Acquiring Bank Charges
5. FASTag Debit Adjustment/Chargeback Received from Bank (Net)
6. Double user fee (from cash vehicles entering dedicated Fastag lane) collected from vehicles are reported separately (count and revenue). These are included in vehicle category wise count and revenue.

**MONTHLY/DAILY FEE STATEMENT**

Project Highway: National Highway NH-48

Day/Month: 09-Mar-2025

Sr. No.	Name of Toll Plaza Location	Chainage
National Highway NH-48 (from Km. 20+400 to 131+200)		
1	Shilphata	103+350


Type of Vehicle	For corresponding day/month of previous year 9-Mar-2024		For preceding day/month 8-Mar-2025		For the day/month reported upon 9-Mar-2025		
	No. of Vehicles	Fee collected (in lakh Rs.)	No. of Vehicles	Fee collected (in lakh Rs.)	Fee per Vehicle (in Rs.)	No. of Vehicles	Fee collected (in lakh Rs.)
1	2	3	4	5	6	7	8
A –Car (Note-7)	7377	448738	7699	459315	Note-1	7567	454313
B –LCV	986	95036	891	86839		651	61340
C- Bus	2418	455913	2695	506217		2034	370313
D –Truck	0	0	0	0		0	0
E -Three-axle vehicle	0	0	0	0		0	0
F -Multi-axle Truck	4595	1735115	5081	1921160		4302	1586130
G -Oversized vehicle	0	0	0	0	0	0	
FASTag Debit Adjustment/ Chargeback Received from Bank (Net) (Note-5)	0	1906	0	0	Note-5	0	0
<b>H- Total</b>	<b>15376</b>	<b>2736708</b>	<b>16366</b>	<b>2973531</b>		<b>14554</b>	<b>2472096</b>

**Day/Month wise Opening Balance of Toll Collection & Traffic**

Day	9
Month	3
Year	2025
Toll Depositing Bank	0
Bank Account No.	39177623786

Transaction Type	Car/Jeep Count	Total Car/ Jeep Amount (in Rs.)	Bus/Truck Count	Total Bus / Truck Amount (in Rs.)	LCV Count	Total LCV Amount (in Rs.)	MAV (Multi Axle Vehicle Count)	Total MAV (Multi Axle Vehicle) Amount (in Rs.)	Three Axle Count	Three Axle Count Amount (in Rs.)	FASTag Debit Adjustment/ Chargeback Received from Bank (Net)
1	2	3	4	5	8	9	10	11	12	13	Note-5
Single Journey	4447	205578	1646	272109	497	41361	3987	1414130	0	0	0
Monthly Pass Sales	0	0	0	0	0	0	0	0	0	0	0
Daily Pass Sales	1896	133678	353	86654	132	16327	285	150700	0	0	0
Local Pass Sales	0	0	0	0	0	0	0	0	0	0	0
Return Pass Sales	0	0	0	0	0	0	0	0	0	0	0
Double User Fee (FASTag Lane Violation) (Note-6)	1224	115056	35	11550	22	3652	30	21300	0	0	0

Total Non-Tollable Traffic Count Entry Details (Note-2)					
Transaction Type	Car/Jeep Count	Bus/Truck Count	LCV Count	MAV (Multi Axle Vehicle Count)	Three Axle Count
1	2	3	5	6	7
Reuse & Exit	2307	408	176	300	0
Exemption & Violation	5079	242	44	144	0



**Notes**

1. Fee for Fastag vehicles passing two toll plazas, is collected at two plazas in few cases and therefore section wise traffic details will not be available at one plaza for same.
2. All Non-tollable traffic could not be recorded/reported due to unavailability of adequate Lanes & systems. Non-Tollable count includes Reuse of daily/return/monthly pass, exit trips, exemption and violations.
3. Reporting (FASTag/Cash/Card) - 12:00:00 AM to 11:59:59 PM.
4. Fastag Collection is net of Acquiring Bank Charges
5. FASTag Debit Adjustment/Chargeback Received from Bank (Net)
6. Double user fee (from cash vehicles entering dedicated Fastag lane) collected from vehicles are reported separately (count and revenue). These are included in vehicle category wise count and revenue.

**MONTHLY/DAILY FEE STATEMENT**

Project Highway: National Highway NH-48

Day/Month: 10-Mar-2025

Sr. No.	Name of Toll Plaza Location	Chainage
National Highway NH-48 (from Km. 20+400 to 131+200)		
1	Shilphata	103+350

Type of Vehicle	For corresponding day/month of previous year 10-Mar-2024		For preceding day/month 9-Mar-2025		For the day/month reported upon 10-Mar-2025		
	No. of Vehicles	Fee collected (in lakh Rs.)	No. of Vehicles	Fee collected (in lakh Rs.)	Fee per Vehicle (in Rs.)	No. of Vehicles	Fee collected (in lakh Rs.)
1	2	3	4	5	6	7	8
A-Car (Note-7)	7524	457161	7567	454313	Note-1	6974	412089
B-LCV	678	63877	651	61340		861	84048
C-Bus	1904	346707	2034	370313		2491	465620
D-Truck	0	0	0	0		0	0
E-Three-axle vehicle	0	0	0	0		0	0
F-Multi-axle Truck	4047	1500409	4302	1586130		4463	1672090
G-Oversized vehicle	0	0	0	0		0	0
FASTag Debit Adjustment/ Chargeback Received from Bank (Net) (Note-5)	0	0	0	0	Note-5	0	938
<b>H- Total</b>	<b>14153</b>	<b>2368153</b>	<b>14554</b>	<b>2472096</b>		<b>14789</b>	<b>2634785</b>

**Day/Month wise Opening Balance of Toll Collection & Traffic**

Day	10
Month	3
Year	2025
Toll Depositing Bank	0
Bank Account No.	39177623786

Transaction Type	Car/Jeep Count	Total Car/ Jeep Amount (in Rs.)	Bus/Truck Count	Total Bus / Truck Amount (in Rs.)	LCV Count	Total LCV Amount (in Rs.)	MAV (Multi Axle Vehicle Count)	Total MAV (Multi Axle Vehicle) Amount (in Rs.)	Three Axle Count	Three Axle Count Amount (in Rs.)	FASTag Debit Adjustment/ Chargeback Received from Bank (Net)
1	2	3	4	5	8	9	10	11	12	13	Note-5
Single Journey	4183	189673	1863	307790	582	48489	3971	1409115	0	0	938
Monthly Pass Sales	1	359	0	0	0	0	0	0	0	0	0
Daily Pass Sales	1706	120161	583	142980	252	31077	475	250905	0	0	0
Local Pass Sales	0	0	0	0	0	0	0	0	0	0	0
Return Pass Sales	0	0	0	0	0	0	0	0	0	0	0
Double User Fee (FASTag Lane Violation) (Note-6)	1084	101896	45	14850	27	4482	17	12070	0	0	0

Total Non-Tollable Traffic Count Entry Details (Note-2)					
Transaction Type	Car/Jeep Count	Bus/Truck Count	LCV Count	MAV (Multi Axle Vehicle Count)	Three Axle Count
1	2	3	5	6	7
Reuse & Exit	2239	644	318	496	0
Exemption & Violation	4335	286	98	191	0



**Notes**

1. Fee for Fastag vehicles passing two toll plazas, is collected at two plazas in few cases and therefore section wise traffic details will not be available at one plaza for same.
2. All Non-tollable traffic could not be recorded/reported due to unavailability of adequate Lanes & systems. Non-Tollable count includes Reuse of daily/return/monthly pass, exit trips, exemption and violations.
3. Reporting (FASTag/Cash/Card) - 12:00:00 AM to 11:59:59 PM.
4. Fastag Collection is net of Acquiring Bank Charges
5. FASTag Debit Adjustment/Chargeback Received from Bank (Net)
6. Double user fee (from cash vehicles entering dedicated Fastag lane) collected from vehicles are reported separately (count and revenue). These are included in vehicle category wise count and revenue.



**MONTHLY/DAILY FEE STATEMENT**

Project Highway: National Highway NH-48

Day/Month: 12-Mar-2025

Sr. No.	Name of Toll Plaza Location	Chainage
National Highway NH-48 (from Km. 20+400 to 131+200)		
1	Shilphata	103+350

Type of Vehicle	For corresponding day/month of previous year 12-Mar-2024		For preceding day/month 11-Mar-2025		For the day/month reported upon 12-Mar-2025		
	No. of Vehicles	Fee collected (in lakh Rs.)	No. of Vehicles	Fee collected (in lakh Rs.)	Fee per Vehicle (in Rs.)	No. of Vehicles	Fee collected (in lakh Rs.)
1	2	3	4	5	6	7	8
A-Car (Note-7)	6187	373304	6816	403351	Note-1	7239	429005
B-LCV	962	93592	905	88025		952	93830
C-Bus	2520	473682	2659	505049		2560	480882
D-Truck	0	0	0	0		0	0
E-Three-axle vehicle	0	0	0	0		0	0
F-Multi-axle Truck	4846	1822736	4895	1833445		4759	1782900
G-Oversized vehicle	0	0	0	0		0	0
FASTag Debit Adjustment/ Chargeback Received from Bank (Net) (Note-5)	0	2199	0	316	Note-5	0	904
<b>H- Total</b>	<b>14515</b>	<b>2765513</b>	<b>15275</b>	<b>2830187</b>		<b>15510</b>	<b>2787522</b>

**Day/Month wise Opening Balance of Toll Collection & Traffic**

Day	12
Month	3
Year	2025
Toll Depositing Bank	State Bank Of India
Bank Account No.	39177623786

Transaction Type	Car/Jeep Count	Total Car/ Jeep Amount (in Rs.)	Bus/Truck Count	Total Bus / Truck Amount (in Rs.)	LCV Count	Total LCV Amount (in Rs.)	MAV (Multi Axle Vehicle Count)	Total MAV (Multi Axle Vehicle) Amount (in Rs.)	Three Axle Count	Three Axle Count Amount (in Rs.)	FASTag Debit Adjustment/ Chargeback Received from Bank (Net)
1	2	3	4	5	8	9	10	11	12	13	Note-5
Single Journey	4279	194268	1910	316086	678	56276	4250	1508755	0	0	904
Monthly Pass Sales	2	719	0	0	1	2486	0	0	0	0	0
Daily Pass Sales	1871	131840	594	146316	236	28927	483	255685	0	0	0
Local Pass Sales	0	0	0	0	0	0	0	0	0	0	0
Return Pass Sales	0	0	0	0	0	0	0	0	0	0	0
Double User Fee (FASTag Lane Violation) (Note-6)	1087	102178	56	18480	37	6142	26	18460	0	0	0

Total Non-Tollable Traffic Count Entry Details (Note-2)					
Transaction Type	Car/Jeep Count	Bus/Truck Count	LCV Count	MAV (Multi Axle Vehicle Count)	Three Axle Count
1	2	3	5	6	7
Reuse & Exit	2424	671	301	513	0
Exemption & Violation	5073	279	122	181	0



**Notes**

1. Fee for Fastag vehicles passing two toll plazas, is collected at two plazas in few cases and therefore section wise traffic details will not be available at one plaza for same.
2. All Non-tollable traffic could not be recorded/reported due to unavailability of adequate Lanes & systems. Non-Tollable count includes Reuse of daily/return/monthly pass, exit trips, exemption and violations.
3. Reporting (FASTag/Cash/Card) - 12:00:00 AM to 11:59:59 PM.
4. Fastag Collection is net of Acquiring Bank Charges
5. FASTag Debit Adjustment/Chargeback Received from Bank (Net)
6. Double user fee (from cash vehicles entering dedicated Fastag lane) collected from vehicles are reported separately (count and revenue). These are included in vehicle category wise count and revenue.

**MONTHLY/DAILY FEE STATEMENT**

Project Highway: National Highway NH-48

Day/Month: 13-Mar-2025

Sr. No.	Name of Toll Plaza Location	Chainage
National Highway NH-48 (from Km. 20+400 to 131+200)		
1	Shilphata	103+350


Type of Vehicle	For corresponding day/month of previous year 13-Mar-2024		For preceding day/month 12-Mar-2025		For the day/month reported upon 13-Mar-2025		
	No. of Vehicles	Fee collected (in lakh Rs.)	No. of Vehicles	Fee collected (in lakh Rs.)	Fee per Vehicle (in Rs.)	No. of Vehicles	Fee collected (in lakh Rs.)
1	2	3	4	5	6	7	8
A-Car (Note-7)	6177	372912	7239	429005	Note-1	8304	490117
B-LCV	1021	98468	952	93830		1049	102154
C-Bus	2511	468585	2560	480882		2759	517720
D-Truck	0	0	0	0		0	0
E-Three-axle vehicle	0	0	0	0		0	0
F-Multi-axle Truck	4917	1842707	4759	1782900		5138	1921249
G-Oversized vehicle	0	0	0	0	0	0	
FASTag Debit Adjustment/ Chargeback Received from Bank (Net) (Note-5)	0	389	0	904	Note-5	0	766
<b>H- Total</b>	<b>14626</b>	<b>2783060</b>	<b>15510</b>	<b>2787522</b>		<b>17250</b>	<b>3032006</b>

**Day/Month wise Opening Balance of Toll Collection & Traffic**

Day	13
Month	3
Year	2025
Toll Depositing Bank	State Bank Of India
Bank Account No.	39177623786

Transaction Type	Car/Jeep Count	Total Car/ Jeep Amount (in Rs.)	Bus/Truck Count	Total Bus / Truck Amount (in Rs.)	LCV Count	Total LCV Amount (in Rs.)	MAV (Multi Axle Vehicle Count)	Total MAV (Multi Axle Vehicle) Amount (in Rs.)	Three Axle Count	Three Axle Count Amount (in Rs.)	FASTag Debit Adjustment/ Chargeback Received from Bank (Net)
1	2	3	4	5	8	9	10	11	12	13	Note-5
Single Journey	5133	234374	2060	340709	717	59861	4615	1636806	0	0	766
Monthly Pass Sales	0	0	0	0	0	0	0	0	0	0	0
Daily Pass Sales	1807	127527	639	157211	300	36981	481	254623	0	0	0
Local Pass Sales	0	0	0	0	0	0	0	0	0	0	0
Return Pass Sales	0	0	0	0	0	0	0	0	0	0	0
Double User Fee (FASTag Lane Violation) (Note-6)	1364	128216	60	19800	32	5312	42	29820	0	0	0

Total Non-Tollable Traffic Count Entry Details (Note-2)					
Transaction Type	Car/Jeep Count	Bus/Truck Count	LCV Count	MAV (Multi Axle Vehicle Count)	Three Axle Count
1	2	3	5	6	7
Reuse & Exit	2380	722	378	504	0
Exemption & Violation	4438	299	102	158	0



**Notes**

1. Fee for Fastag vehicles passing two toll plazas, is collected at two plazas in few cases and therefore section wise traffic details will not be available at one plaza for same.
2. All Non-tollable traffic could not be recorded/reported due to unavailability of adequate Lanes & systems. Non-Tollable count includes Reuse of daily/return/monthly pass, exit trips, exemption and violations.
3. Reporting (FASTag/Cash/Card) - 12:00:00 AM to 11:59:59 PM.
4. Fastag Collection is net of Acquiring Bank Charges
5. FASTag Debit Adjustment/Chargeback Received from Bank (Net)
6. Double user fee (from cash vehicles entering dedicated Fastag lane) collected from vehicles are reported separately (count and revenue). These are included in vehicle category wise count and revenue.

**MONTHLY/DAILY FEE STATEMENT**

Project Highway: National Highway NH-48

Day/Month: 14-Mar-2025

Sr. No.	Name of Toll Plaza Location	Chainage
National Highway NH-48 (from Km. 20+400 to 131+200)		
1	Shilphata	103+350

Type of Vehicle	For corresponding day/month of previous year 14-Mar-2024		For preceding day/month 13-Mar-2025		For the day/month reported upon 14-Mar-2025		
	No. of Vehicles	Fee collected (in lakh Rs.)	No. of Vehicles	Fee collected (in lakh Rs.)	Fee per Vehicle (in Rs.)	No. of Vehicles	Fee collected (in lakh Rs.)
1	2	3	4	5	6	7	8
A-Car (Note-7)	6069	365369	8304	490117	Note-1	6274	369793
B-LCV	1011	98439	1049	102154		454	40932
C-Bus	2517	470487	2759	517720		1404	247190
D-Truck	0	0	0	0		0	0
E-Three-axle vehicle	0	0	0	0		0	0
F-Multi-axle Truck	5140	1944546	5138	1921249		2876	1044299
G-Oversized vehicle	0	0	0	0		0	0
FASTag Debit Adjustment/ Chargeback Received from Bank (Net) (Note-5)	0	3646	0	766	Note-5	0	0
<b>H- Total</b>	<b>14737</b>	<b>2882487</b>	<b>17250</b>	<b>3032006</b>		<b>11008</b>	<b>1702215</b>

**Day/Month wise Opening Balance of Toll Collection & Traffic**

Day	14
Month	3
Year	2025
Toll Depositing Bank	State Bank Of India
Bank Account No.	39177623786

Transaction Type	Car/Jeep Count	Total Car/ Jeep Amount (in Rs.)	Bus/Truck Count	Total Bus / Truck Amount (in Rs.)	LCV Count	Total LCV Amount (in Rs.)	MAV (Multi Axle Vehicle Count)	Total MAV (Multi Axle Vehicle) Amount (in Rs.)	Three Axle Count	Three Axle Count Amount (in Rs.)	FASTag Debit Adjustment/ Chargeback Received from Bank (Net)
1	2	3	4	5	8	9	10	11	12	13	Note-5
Single Journey	4091	190894	1226	202460	381	31567	2754	976951	0	0	0
Monthly Pass Sales	0	0	0	0	0	0	0	0	0	0	0
Daily Pass Sales	1120	78977	164	40110	69	8701	108	57408	0	0	0
Local Pass Sales	0	0	0	0	0	0	0	0	0	0	0
Return Pass Sales	0	0	0	0	0	0	0	0	0	0	0
Double User Fee (FASTag Lane Violation) (Note-6)	1063	99922	14	4620	4	664	14	9940	0	0	0

Total Non-Tollable Traffic Count Entry Details (Note-2)					
Transaction Type	Car/Jeep Count	Bus/Truck Count	LCV Count	MAV (Multi Axle Vehicle Count)	Three Axle Count
1	2	3	5	6	7
Reuse & Exit	1385	186	95	117	0
Exemption & Violation	3062	39	13	58	0



**Notes**

1. Fee for Fastag vehicles passing two toll plazas, is collected at two plazas in few cases and therefore section wise traffic details will not be available at one plaza for same.
2. All Non-tollable traffic could not be recorded/reported due to unavailability of adequate Lanes & systems. Non-Tollable count includes Reuse of daily/return/monthly pass, exit trips, exemption and violations.
3. Reporting (FASTag/Cash/Card) - 12:00:00 AM to 11:59:59 PM.
4. Fastag Collection is net of Acquiring Bank Charges
5. FASTag Debit Adjustment/Chargeback Received from Bank (Net)
6. Double user fee (from cash vehicles entering dedicated Fastag lane) collected from vehicles are reported separately (count and revenue). These are included in vehicle category wise count and revenue.

**MONTHLY/DAILY FEE STATEMENT**

Project Highway: National Highway NH-48

Day/Month: 15-Mar-2025

Sr. No.	Name of Toll Plaza Location	Chainage
National Highway NH-48 (from Km. 20+400 to 131+200)		
1	Shilphata	103+350

Type of Vehicle	For corresponding day/month of previous year 15-Mar-2024		For preceding day/month 14-Mar-2025		For the day/month reported upon 15-Mar-2025		
	No. of Vehicles	Fee collected (in lakh Rs.)	No. of Vehicles	Fee collected (in lakh Rs.)	Fee per Vehicle (in Rs.)	No. of Vehicles	Fee collected (in lakh Rs.)
1	2	3	4	5	6	7	8
A-Car (Note-7)	6144	367050	6274	369793	Note-1	7977	471662
B-LCV	972	93875	454	40932		801	76735
C-Bus	2452	452855	1404	247190		2216	417257
D-Truck	0	0	0	0		0	0
E-Three-axle vehicle	0	0	0	0		0	0
F-Multi-axle Truck	4839	1834312	2876	1044299		3746	1404611
G-Oversized vehicle	0	0	0	0	0	0	
FASTag Debit Adjustment/ Chargeback Received from Bank (Net) (Note-5)	0	1537	0	0	Note-5	0	0
<b>H- Total</b>	<b>14407</b>	<b>2749629</b>	<b>11008</b>	<b>1702215</b>		<b>14740</b>	<b>2370264</b>

**Day/Month wise Opening Balance of Toll Collection & Traffic**

Day	15
Month	3
Year	2025
Toll Depositing Bank	State Bank Of India
Bank Account No.	39177623786

Transaction Type	Car/Jeep Count	Total Car/ Jeep Amount (in Rs.)	Bus/Truck Count	Total Bus / Truck Amount (in Rs.)	LCV Count	Total LCV Amount (in Rs.)	MAV (Multi Axle Vehicle Count)	Total MAV (Multi Axle Vehicle) Amount (in Rs.)	Three Axle Count	Three Axle Count Amount (in Rs.)	FASTag Debit Adjustment/ Chargeback Received from Bank (Net)
1	2	3	4	5	8	9	10	11	12	13	Note-5
Single Journey	4885	224076	1625	268346	572	47618	3352	1191066	0	0	0
Monthly Pass Sales	1	1408	0	0	0	0	0	0	0	0	0
Daily Pass Sales	1885	132815	552	136041	208	25631	368	195085	0	0	0
Local Pass Sales	0	0	0	0	0	0	0	0	0	0	0
Return Pass Sales	0	0	0	0	0	0	0	0	0	0	0
Double User Fee (FASTag Lane Violation) (Note-6)	1206	113364	39	12870	21	3486	26	18460	0	0	0

Total Non-Tollable Traffic Count Entry Details (Note-2)					
Transaction Type	Car/Jeep Count	Bus/Truck Count	LCV Count	MAV (Multi Axle Vehicle Count)	Three Axle Count
1	2	3	5	6	7
Reuse & Exit	2351	616	238	384	0
Exemption & Violation	4863	204	94	95	0



**Notes**

1. Fee for Fastag vehicles passing two toll plazas, is collected at two plazas in few cases and therefore section wise traffic details will not be available at one plaza for same.
2. All Non-tollable traffic could not be recorded/reported due to unavailability of adequate Lanes & systems. Non-Tollable count includes Reuse of daily/return/monthly pass, exit trips, exemption and violations.
3. Reporting (FASTag/Cash/Card) - 12:00:00 AM to 11:59:59 PM.
4. Fastag Collection is net of Acquiring Bank Charges
5. FASTag Debit Adjustment/Chargeback Received from Bank (Net)
6. Double user fee (from cash vehicles entering dedicated Fastag lane) collected from vehicles are reported separately (count and revenue). These are included in vehicle category wise count and revenue.

**MONTHLY/DAILY FEE STATEMENT**

Project Highway: National Highway NH-48

Day/Month: 16-Mar-2025

Sr. No.	Name of Toll Plaza Location	Chainage
National Highway NH-48 (from Km. 20+400 to 131+200)		
1	Shilphata	103+350

Type of Vehicle	For corresponding day/month of previous year 16-Mar-2024		For preceding day/month 15-Mar-2025		For the day/month reported upon 16-Mar-2025		
	No. of Vehicles	Fee collected (in lakh Rs.)	No. of Vehicles	Fee collected (in lakh Rs.)	Fee per Vehicle (in Rs.)	No. of Vehicles	Fee collected (in lakh Rs.)
1	2	3	4	5	6	7	8
A-Car (Note-7)	7368	445846	7977	471662	Note-1	9535	564839
B-LCV	1025	100470	801	76735		680	64893
C-Bus	2542	469992	2216	417257		1827	335598
D-Truck	0	0	0	0		0	0
E-Three-axle vehicle	0	0	0	0		0	0
F-Multi-axle Truck	5193	1965721	3746	1404611		3636	1349635
G-Oversized vehicle	0	0	0	0	0	0	
FASTag Debit Adjustment/ Chargeback Received from Bank (Net) (Note-5)	0	0	0	0	Note-5	0	0
<b>H- Total</b>	<b>16128</b>	<b>2982030</b>	<b>14740</b>	<b>2370264</b>		<b>15678</b>	<b>2314964</b>

**Day/Month wise Opening Balance of Toll Collection & Traffic**

Day	16
Month	3
Year	2025
Toll Depositing Bank	State Bank Of India
Bank Account No.	39177623786

Transaction Type	Car/Jeep Count	Total Car/ Jeep Amount (in Rs.)	Bus/Truck Count	Total Bus / Truck Amount (in Rs.)	LCV Count	Total LCV Amount (in Rs.)	MAV (Multi Axle Vehicle Count)	Total MAV (Multi Axle Vehicle) Amount (in Rs.)	Three Axle Count	Three Axle Count Amount (in Rs.)	FASTag Debit Adjustment/ Chargeback Received from Bank (Net)
1	2	3	4	5	8	9	10	11	12	13	Note-5
Single Journey	5925	275663	1442	238511	491	40975	3317	1177828	0	0	0
Monthly Pass Sales	0	0	0	0	0	0	0	0	0	0	0
Daily Pass Sales	2131	150149	359	88507	172	21095	302	159737	0	0	0
Local Pass Sales	0	0	0	0	0	0	0	0	0	0	0
Return Pass Sales	0	0	0	0	0	0	0	0	0	0	0
Double User Fee (FASTag Lane Violation) (Note-6)	1479	139026	26	8580	17	2822	17	12070	0	0	0

Total Non-Tollable Traffic Count Entry Details (Note-2)					
Transaction Type	Car/Jeep Count	Bus/Truck Count	LCV Count	MAV (Multi Axle Vehicle Count)	Three Axle Count
1	2	3	5	6	7
Reuse & Exit	2552	413	209	314	0
Exemption & Violation	5790	202	76	133	0

**Notes**

1. Fee for Fastag vehicles passing two toll plazas, is collected at two plazas in few cases and therefore section wise traffic details will not be available at one plaza for same.
2. All Non-tollable traffic could not be recorded/reported due to unavailability of adequate Lanes & systems. Non-Tollable count includes Reuse of daily/return/monthly pass, exit trips, exemption and violations.
3. Reporting (FASTag/Cash/Card) - 12:00:00 AM to 11:59:59 PM.
4. Fastag Collection is net of Acquiring Bank Charges
5. FASTag Debit Adjustment/Chargeback Received from Bank (Net)
6. Double user fee (from cash vehicles entering dedicated Fastag lane) collected from vehicles are reported separately (count and revenue). These are included in vehicle category wise count and revenue.



**MONTHLY/DAILY FEE STATEMENT**

Project Highway: National Highway NH-48

Day/Month: 17-Mar-2025

Sr. No.	Name of Toll Plaza Location	Chainage
National Highway NH-48 (from Km. 20+400 to 131+200)		
1	Shilphata	103+350

Type of Vehicle	For corresponding day/month of previous year 17-Mar-2024		For preceding day/month 16-Mar-2025		For the day/month reported upon 17-Mar-2025		
	No. of Vehicles	Fee collected (in lakh Rs.)	No. of Vehicles	Fee collected (in lakh Rs.)	Fee per Vehicle (in Rs.)	No. of Vehicles	Fee collected (in lakh Rs.)
1	2	3	4	5	6	7	8
A –Car (Note-7)	7225	442629	9535	564839	Note-1	8001	472691
B –LCV	729	68574	680	64893		812	78515
C- Bus	2066	377526	1827	335598		2451	462765
D –Truck	0	0	0	0		0	0
E -Three-axle vehicle	0	0	0	0		0	0
F -Multi-axle Truck	4654	1724151	3636	1349635		4289	1610279
G -Oversized vehicle	0	0	0	0	0	0	
FASTag Debit Adjustment/ Chargeback Received from Bank (Net) (Note-5)	0	2487	0	0	Note-5	0	1249
<b>H- Total</b>	<b>14674</b>	<b>2615367</b>	<b>15678</b>	<b>2314964</b>		<b>15553</b>	<b>2625499</b>

**Day/Month wise Opening Balance of Toll Collection & Traffic**

Day	17
Month	3
Year	2025
Toll Depositing Bank	State Bank Of India
Bank Account No.	39177623786

Transaction Type	Car/Jeep Count	Total Car/ Jeep Amount (in Rs.)	Bus/Truck Count	Total Bus / Truck Amount (in Rs.)	LCV Count	Total LCV Amount (in Rs.)	MAV (Multi Axle Vehicle Count)	Total MAV (Multi Axle Vehicle) Amount (in Rs.)	Three Axle Count	Three Axle Count Amount (in Rs.)	FASTag Debit Adjustment/ Chargeback Received from Bank (Net)
1	2	3	4	5	8	9	10	11	12	13	Note-5
Single Journey	4905	224758	1803	298130	564	47037	3801	1348454	0	0	1249
Monthly Pass Sales	1	359	0	0	0	0	0	0	0	0	0
Daily Pass Sales	1839	129510	582	142855	226	27826	467	246915	0	0	0
Local Pass Sales	0	0	0	0	0	0	0	0	0	0	0
Return Pass Sales	0	0	0	0	0	0	0	0	0	0	0
Double User Fee (FASTag Lane Violation) (Note-6)	1256	118064	66	21780	22	3652	21	14910	0	0	0

Total Non-Tollable Traffic Count Entry Details (Note-2)					
Transaction Type	Car/Jeep Count	Bus/Truck Count	LCV Count	MAV (Multi Axle Vehicle Count)	Three Axle Count
1	2	3	5	6	7
Reuse & Exit	2379	635	279	492	0
Exemption & Violation	4522	244	83	147	0



**Notes**

1. Fee for Fastag vehicles passing two toll plazas, is collected at two plazas in few cases and therefore section wise traffic details will not be available at one plaza for same.
2. All Non-tollable traffic could not be recorded/reported due to unavailability of adequate Lanes & systems. Non-Tollable count includes Reuse of daily/return/monthly pass, exit trips, exemption and violations.
3. Reporting (FASTag/Cash/Card) - 12:00:00 AM to 11:59:59 PM.
4. Fastag Collection is net of Acquiring Bank Charges
5. FASTag Debit Adjustment/Chargeback Received from Bank (Net)
6. Double user fee (from cash vehicles entering dedicated Fastag lane) collected from vehicles are reported separately (count and revenue). These are included in vehicle category wise count and revenue.

**MONTHLY/DAILY FEE STATEMENT**

Project Highway: National Highway NH-48

Day/Month: 18-Mar-2025

Sr. No.	Name of Toll Plaza Location	Chainage
National Highway NH-48 (from Km. 20+400 to 131+200)		
1	Shilphata	103+350

Type of Vehicle	For corresponding day/month of previous year 18-Mar-2024		For preceding day/month 17-Mar-2025		For the day/month reported upon 18-Mar-2025		
	No. of Vehicles	Fee collected (in lakh Rs.)	No. of Vehicles	Fee collected (in lakh Rs.)	Fee per Vehicle (in Rs.)	No. of Vehicles	Fee collected (in lakh Rs.)
1	2	3	4	5	6	7	8
A-Car (Note-7)	6418	386894	8001	472691	Note-1	7463	444272
B-LCV	935	90812	812	78515		910	88826
C-Bus	2483	463926	2451	462765		2632	492967
D-Truck	0	0	0	0		0	0
E-Three-axle vehicle	0	0	0	0		0	0
F-Multi-axle Truck	4508	1693477	4289	1610279		4843	1824755
G-Oversized vehicle	0	0	0	0		0	0
FASTag Debit Adjustment/ Chargeback Received from Bank (Net) (Note-5)	0	0	0	1249	Note-5	0	630
<b>H- Total</b>	<b>14344</b>	<b>2635109</b>	<b>15553</b>	<b>2625499</b>		<b>15848</b>	<b>2851450</b>

**Day/Month wise Opening Balance of Toll Collection & Traffic**

Day	18
Month	3
Year	2025
Toll Depositing Bank	0
Bank Account No.	39177623786

Transaction Type	Car/Jeep Count	Total Car/ Jeep Amount (in Rs.)	Bus/Truck Count	Total Bus / Truck Amount (in Rs.)	LCV Count	Total LCV Amount (in Rs.)	MAV (Multi Axle Vehicle Count)	Total MAV (Multi Axle Vehicle) Amount (in Rs.)	Three Axle Count	Three Axle Count Amount (in Rs.)	FASTag Debit Adjustment/ Chargeback Received from Bank (Net)
1	2	3	4	5	8	9	10	11	12	13	Note-5
Single Journey	4393	199821	1984	327722	611	51030	4264	1511353	0	0	630
Monthly Pass Sales	0	0	0	0	0	0	0	0	0	0	0
Daily Pass Sales	1873	132003	586	144785	276	33979	543	287842	0	0	0
Local Pass Sales	0	0	0	0	0	0	0	0	0	0	0
Return Pass Sales	0	0	0	0	0	0	0	0	0	0	0
Double User Fee (FASTag Lane Violation) (Note-6)	1197	112448	62	20460	23	3818	36	25560	0	0	0

Total Non-Tollable Traffic Count Entry Details (Note-2)					
Transaction Type	Car/Jeep Count	Bus/Truck Count	LCV Count	MAV (Multi Axle Vehicle Count)	Three Axle Count
1	2	3	5	6	7
Reuse & Exit	2445	675	333	580	0
Exemption & Violation	4411	273	113	157	0



**Notes**

1. Fee for Fastag vehicles passing two toll plazas, is collected at two plazas in few cases and therefore section wise traffic details will not be available at one plaza for same.
2. All Non-tollable traffic could not be recorded/reported due to unavailability of adequate Lanes & systems. Non-Tollable count includes Reuse of daily/return/monthly pass, exit trips, exemption and violations.
3. Reporting (FASTag/Cash/Card) - 12:00:00 AM to 11:59:59 PM.
4. Fastag Collection is net of Acquiring Bank Charges
5. FASTag Debit Adjustment/Chargeback Received from Bank (Net)
6. Double user fee (from cash vehicles entering dedicated Fastag lane) collected from vehicles are reported separately (count and revenue). These are included in vehicle category wise count and revenue.