

MONTHLY/DAILY FEE STATEMENT

Project Highway: National Highway NH-48

Day/Month: 01-Sep-2025

Sr. No.	Name of Toll Plaza Location	Chainage
National Highway NH-48 (from Km. 20+400 to 131+200)		
1	Somatne Phata	30+050

Type of Vehicle	For corresponding day/month of previous year 1-Sep-2024		For preceding day/month 31-Aug-2025		For the day/month reported upon 1-Sep-2025		
	No. of Vehicles	Fee collected (in Rs.)	No. of Vehicles	Fee collected (in Rs.)	Fee per Vehicle (in Rs.)	No. of Vehicles	Fee collected (in Rs.)
1	2	3	4	5	6	7	8
A-Car (Note-7)	13845	842816	10930	630017	Note-1	10080	589765
B-LCV	647	75280	682	67048		977	109694
C-Bus	1096	267996	1181	219766		1292	322513
D-Truck	0	0	0	0		0	0
E-Three-axle vehicle	0	0	0	0		0	0
F-Multi-axle Truck	1462	546952	1725	636839		1790	675673
G-Oversized vehicle	0	0	0	0		0	0
FASTag Debit Adjustment/ Chargeback Received from Bank (Net) (Note-5)	0	-296	0	0	Note-5	0	1624
H- Total	17050	1732748	14518	1553669		14139	1699269

Day/Month wise Opening Balance of Toll Collection & Traffic

Day	1
Month	9
Year	2025
Toll Depositing Bank	State Bank Of India
Bank Account No.	39177623786

Transaction Type	Car/Jeep Count	Total Car/ Jeep Amount (in Rs.)	Bus/Truck Count	Total Bus / Truck Amount (in Rs.)	LCV Count	Total LCV Amount (in Rs.)	MAV (Multi Axle Vehicle Count)	Total MAV (Multi Axle Vehicle) Amount (in Rs.)	Three Axle Count	Three Axle Count Amount (in Rs.)	FASTag Debit Adjustment/ Chargeback Received from Bank (Net)
1	2	3	4	5	8	9	10	11	12	13	Note-5
Single Journey	5873	273293	897	149029	592	50016	1650	586501	0	0	1624
Monthly Pass Sales	9	6049	21	79254	6	11237	3	15992	0	0	0
Daily Pass Sales	3686	261919	364	90931	364	45951	136	72470	0	0	0
Local Pass Sales	0	0	0	0	0	0	0	0	0	0	0
Return Pass Sales	0	0	0	0	0	0	0	0	0	0	0
Double User Fee (FASTag Lane Violation) (Note-6)	512	48504	10	3300	15	2490	1	710	0	0	0

Traffic and Revenue Receivable (Annual Pass - Note 7)		
Transaction Type	Car/Jeep Count	Total Car/ Jeep Amount (in Rs.)
1	2	3
Annual Pass	522	0

Total Non-Tollable Traffic Count Entry Details (Note-2)					
Transaction Type	Car/Jeep Count	Bus/Truck Count	LCV Count	MAV (Multi Axle Vehicle Count)	Three Axle Count
1	2	3	5	6	7
Reuse & Exit	4282	710	806	154	0
Exemption & Violation	15408	854	384	1597	0



Notes

1. Fee for Fastag vehicles passing two toll plazas, is collected at two plazas in few cases and therefore section wise traffic details will not be available at one plaza for same.
2. All Non-tollable traffic could not be recorded/reported due to unavailability of adequate Lanes & systems. Non-Tollable count includes Reuse of daily/return/monthly pass, exit trips, exemption and violations.
3. Reporting (FASTag/Cash/Card) - 12:00:00 AM to 11:59:59 PM.
4. Fastag Collection is net of Acquiring Bank Charges
5. FASTag Debit Adjustment/Chargeback Received from Bank (Net)
6. Double user fee (from cash vehicles entering dedicated Fastag lane) collected from vehicles are reported separately (count and revenue). These are included in vehicle category wise count and revenue.
7. Annual FASTag pass w.e.f. 15 August 2025 as per directions of MPEL vide letter no MPEL/DIC/2025/676 dated August 14, 2025.

MONTHLY/DAILY FEE STATEMENT

Project Highway: National Highway NH-48

Day/Month: 02-Sep-2025

Sr. No.	Name of Toll Plaza Location	Chainage
National Highway NH-48 (from Km. 20+400 to 131+200)		
1	Somatne Phata	30+050

Type of Vehicle	For corresponding day/month of previous year 2-Sep-2024		For preceding day/month 1-Sep-2025		For the day/month reported upon 2-Sep-2025		
	No. of Vehicles	Fee collected (in Rs.)	No. of Vehicles	Fee collected (in Rs.)	Fee per Vehicle (in Rs.)	No. of Vehicles	Fee collected (in Rs.)
1	2	3	4	5	6	7	8
A-Car (Note-7)	9838	625731	10080	589765	Note-1	9744	599076
B-LCV	875	111445	977	109694		946	103210
C-Bus	1164	226932	1292	322513		1370	287562
D-Truck	0	0	0	0		0	0
E-Three-axle vehicle	0	0	0	0		0	0
F-Multi-axle Truck	1512	577047	1790	675673		1778	660113
G-Oversized vehicle	0	0	0	0		0	0
FASTag Debit Adjustment/ Chargeback Received from Bank (Net) (Note-5)	0	-248	0	1624	Note-5	0	1197
H- Total	13389	1540908	14139	1699269		13838	1651158

Day/Month wise Opening Balance of Toll Collection & Traffic

Day	2
Month	9
Year	2025
Toll Depositing Bank	State Bank Of India
Bank Account No.	39177623786

Transaction Type	Car/Jeep Count	Total Car/ Jeep Amount (in Rs.)	Bus/Truck Count	Total Bus / Truck Amount (in Rs.)	LCV Count	Total LCV Amount (in Rs.)	MAV (Multi Axle Vehicle Count)	Total MAV (Multi Axle Vehicle) Amount (in Rs.)	Three Axle Count	Three Axle Count Amount (in Rs.)	FASTag Debit Adjustment/ Chargeback Received from Bank (Net)
1	2	3	4	5	8	9	10	11	12	13	Note-5
Single Journey	5533	257641	1006	167314	585	50173	1630	579836	0	0	1197
Monthly Pass Sales	31	32957	6	29647	3	7457	0	0	0	0	0
Daily Pass Sales	3699	263170	343	85650	346	43588	139	73886	0	0	0
Local Pass Sales	0	0	0	0	0	0	0	0	0	0	0
Return Pass Sales	0	0	0	0	0	0	0	0	0	0	0
Double User Fee (FASTag Lane Violation) (Note-6)	481	45308	15	4950	12	1992	9	6390	0	0	0

Traffic and Revenue Receivable (Annual Pass - Note 7)		
Transaction Type	Car/Jeep Count	Total Car/ Jeep Amount (in Rs.)
1	2	3
Annual Pass	478	0

Total Non-Tollable Traffic Count Entry Details (Note-2)					
Transaction Type	Car/Jeep Count	Bus/Truck Count	LCV Count	MAV (Multi Axle Vehicle Count)	Three Axle Count
1	2	3	5	6	7
Reuse & Exit	4460	749	835	176	0
Exemption & Violation	14863	967	393	1571	0

Notes

1. Fee for Fastag vehicles passing two toll plazas, is collected at two plazas in few cases and therefore section wise traffic details will not be available at one plaza for same.
2. All Non-tollable traffic could not be recorded/reported due to unavailability of adequate Lanes & systems. Non-Tollable count includes Reuse of daily/return/monthly pass, exit trips, exemption and violations.
3. Reporting (FASTag/Cash/Card) - 12:00:00 AM to 11:59:59 PM.
4. Fastag Collection is net of Acquiring Bank Charges
5. FASTag Debit Adjustment/Chargeback Received from Bank (Net)
6. Double user fee (from cash vehicles entering dedicated Fastag lane) collected from vehicles are reported separately (count and revenue). These are included in vehicle category wise count and revenue.
7. Annual FASTag pass w.e.f. 15 August 2025 as per directions of MPEL vide letter no MPEL/DIC/2025/676 dated August 14, 2025.



MONTHLY/DAILY FEE STATEMENT

Project Highway: National Highway NH-48

Day/Month: 03-Sep-2025

Sr. No.	Name of Toll Plaza Location	Chainage
National Highway NH-48 (from Km. 20+400 to 131+200)		
1	Somatne Phata	30+050

Type of Vehicle	For corresponding day/month of previous year 3-Sep-2024		For preceding day/month 2-Sep-2025		For the day/month reported upon 3-Sep-2025		
	No. of Vehicles	Fee collected (in Rs.)	No. of Vehicles	Fee collected (in Rs.)	Fee per Vehicle (in Rs.)	No. of Vehicles	Fee collected (in Rs.)
1	2	3	4	5	6	7	8
A-Car (Note-7)	9707	609871	9744	599076	Note-1	10738	703591
B-LCV	869	98278	946	103210		1031	110103
C-Bus	1400	265036	1370	287562		1329	299825
D-Truck	0	0	0	0		0	0
E-Three-axle vehicle	0	0	0	0		0	0
F-Multi-axle Truck	1556	575301	1778	660113		1880	697727
G-Oversized vehicle	0	0	0	0		0	0
FASTag Debit Adjustment/ Chargeback Received from Bank (Net) (Note-5)	0	-260	0	1197	Note-5	0	787
H- Total	13532	1548227	13838	1651158		14978	1812032

Day/Month wise Opening Balance of Toll Collection & Traffic

Day	3
Month	9
Year	2025
Toll Depositing Bank	State Bank Of India
Bank Account No.	39177623786

Transaction Type	Car/Jeep Count	Total Car/ Jeep Amount (in Rs.)	Bus/Truck Count	Total Bus / Truck Amount (in Rs.)	LCV Count	Total LCV Amount (in Rs.)	MAV (Multi Axle Vehicle Count)	Total MAV (Multi Axle Vehicle) Amount (in Rs.)	Three Axle Count	Three Axle Count Amount (in Rs.)	FASTag Debit Adjustment/ Chargeback Received from Bank (Net)
1	2	3	4	5	8	9	10	11	12	13	Note-5
Single Journey	6096	284909	971	161547	623	53211	1718	610009	0	0	787
Monthly Pass Sales	59	79317	10	49412	2	4971	0	0	0	0	0
Daily Pass Sales	3997	284187	325	81276	388	48933	154	82038	0	0	0
Local Pass Sales	0	0	0	0	0	0	0	0	0	0	0
Return Pass Sales	0	0	0	0	0	0	0	0	0	0	0
Double User Fee (FASTag Lane Violation) (Note-6)	586	55178	23	7590	18	2988	8	5680	0	0	0

Traffic and Revenue Receivable (Annual Pass - Note 7)		
Transaction Type	Car/Jeep Count	Total Car/ Jeep Amount (in Rs.)
1	2	3
Annual Pass	563	0

Total Non-Tollable Traffic Count Entry Details (Note-2)					
Transaction Type	Car/Jeep Count	Bus/Truck Count	LCV Count	MAV (Multi Axle Vehicle Count)	Three Axle Count
1	2	3	5	6	7
Reuse & Exit	4795	722	900	213	0
Exemption & Violation	16862	974	404	1533	0

Notes

1. Fee for Fastag vehicles passing two toll plazas, is collected at two plazas in few cases and therefore section wise traffic details will not be available at one plaza for same.
2. All Non-tollable traffic could not be recorded/reported due to unavailability of adequate Lanes & systems. Non-Tollable count includes Reuse of daily/return/monthly pass, exit trips, exemption and violations.
3. Reporting (FASTag/Cash/Card) - 12:00:00 AM to 11:59:59 PM.
4. Fastag Collection is net of Acquiring Bank Charges
5. FASTag Debit Adjustment/Chargeback Received from Bank (Net)
6. Double user fee (from cash vehicles entering dedicated Fastag lane) collected from vehicles are reported separately (count and revenue). These are included in vehicle category wise count and revenue.
7. Annual FASTag pass w.e.f. 15 August 2025 as per directions of MPEL vide letter no MPEL/DIC/2025/676 dated August 14, 2025.



MONTHLY/DAILY FEE STATEMENT

Project Highway: National Highway NH-48

Day/Month: 04-Sep-2025

Sr. No.	Name of Toll Plaza Location	Chainage
National Highway NH-48 (from Km. 20+400 to 131+200)		
1	Somatne Phata	30+050

Type of Vehicle	For corresponding day/month of previous year 4-Sep-2024		For preceding day/month 3-Sep-2025		For the day/month reported upon 4-Sep-2025		
	No. of Vehicles	Fee collected (in Rs.)	No. of Vehicles	Fee collected (in Rs.)	Fee per Vehicle (in Rs.)	No. of Vehicles	Fee collected (in Rs.)
1	2	3	4	5	6	7	8
A-Car (Note-7)	10222	624784	10738	703591	Note-1	10804	637008
B-LCV	889	100438	1031	110103		1042	121298
C-Bus	1627	304018	1329	299825		1340	254541
D-Truck	0	0	0	0		0	0
E-Three-axle vehicle	0	0	0	0		0	0
F-Multi-axle Truck	1558	582743	1880	697727		1917	707300
G-Oversized vehicle	0	0	0	0		0	0
FASTag Debit Adjustment/ Chargeback Received from Bank (Net) (Note-5)	0	933	0	787	Note-5	0	1837
H- Total	14296	1612916	14978	1812032		15103	1721983

Day/Month wise Opening Balance of Toll Collection & Traffic

Day	4
Month	9
Year	2025
Toll Depositing Bank	State Bank Of India
Bank Account No.	39177623786


Transaction Type	Car/Jeep Count	Total Car/ Jeep Amount (in Rs.)	Bus/Truck Count	Total Bus / Truck Amount (in Rs.)	LCV Count	Total LCV Amount (in Rs.)	MAV (Multi Axle Vehicle Count)	Total MAV (Multi Axle Vehicle) Amount (in Rs.)	Three Axle Count	Three Axle Count Amount (in Rs.)	FASTag Debit Adjustment/ Chargeback Received from Bank (Net)
1	2	3	4	5	8	9	10	11	12	13	Note-5
Single Journey	6309	295518	1008	167807	657	56084	1780	632692	0	0	1837
Monthly Pass Sales	13	9254	1	2490	7	17399	0	0	0	0	0
Daily Pass Sales	3945	281134	316	79293	372	46819	128	68218	0	0	0
Local Pass Sales	0	0	0	0	0	0	0	0	0	0	0
Return Pass Sales	0	0	0	0	0	0	0	0	0	0	0
Double User Fee (FASTag Lane Violation) (Note-6)	537	51102	15	4950	6	996	9	6390	0	0	0

Traffic and Revenue Receivable (Annual Pass - Note 7)		
Transaction Type	Car/Jeep Count	Total Car/ Jeep Amount (in Rs.)
1	2	3
Annual Pass	563	0

Total Non-Tollable Traffic Count Entry Details (Note-2)					
Transaction Type	Car/Jeep Count	Bus/Truck Count	LCV Count	MAV (Multi Axle Vehicle Count)	Three Axle Count
1	2	3	5	6	7
Reuse & Exit	4729	741	856	171	0
Exemption & Violation	15828	1046	374	1574	0

Notes

1. Fee for Fastag vehicles passing two toll plazas, is collected at two plazas in few cases and therefore section wise traffic details will not be available at one plaza for same.
2. All Non-tollable traffic could not be recorded/reported due to unavailability of adequate Lanes & systems. Non-Tollable count includes Reuse of daily/return/monthly pass, exit trips, exemption and violations.
3. Reporting (FASTag/Cash/Card) - 12:00:00 AM to 11:59:59 PM.
4. Fastag Collection is net of Acquiring Bank Charges
5. FASTag Debit Adjustment/Chargeback Received from Bank (Net)
6. Double user fee (from cash vehicles entering dedicated Fastag lane) collected from vehicles are reported separately (count and revenue). These are included in vehicle category wise count and revenue.
7. Annual FASTag pass w.e.f. 15 August 2025 as per directions of MPEL vide letter no MPEL/DIC/2025/676 dated August 14, 2025.



MONTHLY/DAILY FEE STATEMENT

Project Highway: National Highway NH-48

Day/Month: 05-Sep-2025

Sr. No.	Name of Toll Plaza Location	Chainage
National Highway NH-48 (from Km. 20+400 to 131+200)		
1	Somatne Phata	30+050

Type of Vehicle	For corresponding day/month of previous year 5-Sep-2024		For preceding day/month 4-Sep-2025		For the day/month reported upon 5-Sep-2025		
	No. of Vehicles	Fee collected (in Rs.)	No. of Vehicles	Fee collected (in Rs.)	Fee per Vehicle (in Rs.)	No. of Vehicles	Fee collected (in Rs.)
1	2	3	4	5	6	7	8
A-Car (Note-7)	10648	632110	10804	637008	Note-1	11376	669377
B-LCV	904	102949	1042	121298		1011	111308
C-Bus	1267	304676	1340	254541		1385	265809
D-Truck	0	0	0	0		0	0
E-Three-axle vehicle	0	0	0	0		0	0
F-Multi-axle Truck	1659	615106	1917	707300		2096	823997
G-Oversized vehicle	0	0	0	0		0	0
FASTag Debit Adjustment/ Chargeback Received from Bank (Net) (Note-5)	0	480	0	1837	Note-5	0	476
H- Total	14478	1655321	15103	1721983		15868	1870968

Day/Month wise Opening Balance of Toll Collection & Traffic

Day	5
Month	9
Year	2025
Toll Depositing Bank	State Bank Of India
Bank Account No.	39177623786


Transaction Type	Car/Jeep Count	Total Car/ Jeep Amount (in Rs.)	Bus/Truck Count	Total Bus / Truck Amount (in Rs.)	LCV Count	Total LCV Amount (in Rs.)	MAV (Multi Axle Vehicle Count)	Total MAV (Multi Axle Vehicle) Amount (in Rs.)	Three Axle Count	Three Axle Count Amount (in Rs.)	FASTag Debit Adjustment/ Chargeback Received from Bank (Net)
1	2	3	4	5	8	9	10	11	12	13	Note-5
Single Journey	6804	320762	1049	176703	652	56200	1823	648107	0	0	476
Monthly Pass Sales	10	9583	1	4941	4	9942	135	102000	0	0	0
Daily Pass Sales	3955	281568	327	81525	344	43339	135	71760	0	0	0
Local Pass Sales	0	0	0	0	0	0	0	0	0	0	0
Return Pass Sales	0	0	0	0	0	0	0	0	0	0	0
Double User Fee (FASTag Lane Violation) (Note-6)	607	57464	8	2640	11	1826	3	2130	0	0	0

Traffic and Revenue Receivable (Annual Pass - Note 7)		
Transaction Type	Car/Jeep Count	Total Car/ Jeep Amount (in Rs.)
1	2	3
Annual Pass	548	0

Total Non-Tollable Traffic Count Entry Details (Note-2)					
Transaction Type	Car/Jeep Count	Bus/Truck Count	LCV Count	MAV (Multi Axle Vehicle Count)	Three Axle Count
1	2	3	5	6	7
Reuse & Exit	4640	747	828	162	0
Exemption & Violation	14172	918	363	1443	0

Notes

1. Fee for Fastag vehicles passing two toll plazas, is collected at two plazas in few cases and therefore section wise traffic details will not be available at one plaza for same.
2. All Non-tollable traffic could not be recorded/reported due to unavailability of adequate Lanes & systems. Non-Tollable count includes Reuse of daily/return/monthly pass, exit trips, exemption and violations.
3. Reporting (FASTag/Cash/Card) - 12:00:00 AM to 11:59:59 PM.
4. Fastag Collection is net of Acquiring Bank Charges
5. FASTag Debit Adjustment/Chargeback Received from Bank (Net)
6. Double user fee (from cash vehicles entering dedicated Fastag lane) collected from vehicles are reported separately (count and revenue). These are included in vehicle category wise count and revenue.
7. Annual FASTag pass w.e.f. 15 August 2025 as per directions of MP&E vide letter no MP&E/DIC/2025/676 dated August 14, 2025.



MONTHLY/DAILY FEE STATEMENT

Project Highway: National Highway NH-48

Day/Month: 06-Sep-2025

Sr. No.	Name of Toll Plaza Location	Chainage
National Highway NH-48 (from Km. 20+400 to 131+200)		
1	Somatne Phata	30+050

Type of Vehicle	For corresponding day/month of previous year 6-Sep-2024		For preceding day/month 5-Sep-2025		For the day/month reported upon 6-Sep-2025		
	No. of Vehicles	Fee collected (in Rs.)	No. of Vehicles	Fee collected (in Rs.)	Fee per Vehicle (in Rs.)	No. of Vehicles	Fee collected (in Rs.)
1	2	3	4	5	6	7	8
A-Car (Note-7)	11296	719351	11376	669377	Note-1	9665	559449
B-LCV	909	92265	1011	111308		712	72121
C-Bus	1250	266936	1385	265809		1098	205298
D-Truck	0	0	0	0		0	0
E-Three-axle vehicle	0	0	0	0		0	0
F-Multi-axle Truck	1677	629528	2096	823997		1734	635172
G-Oversized vehicle	0	0	0	0		0	0
FASTag Debit Adjustment/ Chargeback Received from Bank (Net) (Note-5)	0	1218	0	476	Note-5	0	2022
H- Total	15132	1709297	15868	1870968		13209	1474062

Day/Month wise Opening Balance of Toll Collection & Traffic

Day	6
Month	9
Year	2025
Toll Depositing Bank	State Bank Of India
Bank Account No.	39177623786


Transaction Type	Car/Jeep Count	Total Car/ Jeep Amount (in Rs.)	Bus/Truck Count	Total Bus / Truck Amount (in Rs.)	LCV Count	Total LCV Amount (in Rs.)	MAV (Multi Axle Vehicle Count)	Total MAV (Multi Axle Vehicle) Amount (in Rs.)	Three Axle Count	Three Axle Count Amount (in Rs.)	FASTag Debit Adjustment/ Chargeback Received from Bank (Net)
1	2	3	4	5	8	9	10	11	12	13	Note-5
Single Journey	5832	274736	845	140692	452	38763	1634	580768	0	0	2022
Monthly Pass Sales	0	0	0	0	0	0	0	0	0	0	0
Daily Pass Sales	3345	238123	238	59656	245	30868	93	49435	0	0	0
Local Pass Sales	0	0	0	0	0	0	0	0	0	0	0
Return Pass Sales	0	0	0	0	0	0	0	0	0	0	0
Double User Fee (FASTag Lane Violation) (Note-6)	488	46590	15	4950	15	2490	7	4970	0	0	0

Traffic and Revenue Receivable (Annual Pass - Note 7)		
Transaction Type	Car/Jeep Count	Total Car/ Jeep Amount (in Rs.)
1	2	3
Annual Pass	524	0

Total Non-Tollable Traffic Count Entry Details (Note-2)					
Transaction Type	Car/Jeep Count	Bus/Truck Count	LCV Count	MAV (Multi Axle Vehicle Count)	Three Axle Count
1	2	3	5	6	7
Reuse & Exit	3853	588	529	116	0
Exemption & Violation	10835	587	260	945	0

Notes

1. Fee for Fastag vehicles passing two toll plazas, is collected at two plazas in few cases and therefore section wise traffic details will not be available at one plaza for same.
2. All Non-tollable traffic could not be recorded/reported due to unavailability of adequate Lanes & systems. Non-Tollable count includes Reuse of daily/return/monthly pass, exit trips, exemption and violations.
3. Reporting (FASTag/Cash/Card) - 12:00:00 AM to 11:59:59 PM.
4. Fastag Collection is net of Acquiring Bank Charges
5. FASTag Debit Adjustment/Chargeback Received from Bank (Net)
6. Double user fee (from cash vehicles entering dedicated Fastag lane) collected from vehicles are reported separately (count and revenue). These are included in vehicle category wise count and revenue.
7. Annual FASTag pass w.e.f. 15 August 2025 as per directions of MPEL vide letter no MPEL/DIC/2025/676 dated August 14, 2025.



MONTHLY/DAILY FEE STATEMENT

Project Highway: National Highway NH-48

Day/Month: 07-Sep-2025

Sr. No.	Name of Toll Plaza Location	Chainage
National Highway NH-48 (from Km. 20+400 to 131+200)		
1	Somatne Phata	30+050

Type of Vehicle	For corresponding day/month of previous year 7-Sep-2024		For preceding day/month 6-Sep-2025		For the day/month reported upon 7-Sep-2025		
	No. of Vehicles	Fee collected (in Rs.)	No. of Vehicles	Fee collected (in Rs.)	Fee per Vehicle (in Rs.)	No. of Vehicles	Fee collected (in Rs.)
1	2	3	4	5	6	7	8
A-Car (Note-7)	8896	519045	9665	559449	Note-1	12473	733691
B-LCV	531	52410	712	72121		552	54215
C-Bus	1005	239015	1098	205298		877	165444
D-Truck	0	0	0	0		0	0
E-Three-axle vehicle	0	0	0	0		0	0
F-Multi-axle Truck	1502	548944	1734	635172		1358	495194
G-Oversized vehicle	0	0	0	0		0	0
FASTag Debit Adjustment/ Chargeback Received from Bank (Net) (Note-5)	0	1599	0	2022	Note-5	0	-471
H- Total	11934	1361013	13209	1474062		15260	1448073

Day/Month wise Opening Balance of Toll Collection & Traffic

Day	7
Month	9
Year	2025
Toll Depositing Bank	State Bank Of India
Bank Account No.	39177623786

Transaction Type	Car/Jeep Count	Total Car/ Jeep Amount (in Rs.)	Bus/Truck Count	Total Bus / Truck Amount (in Rs.)	LCV Count	Total LCV Amount (in Rs.)	MAV (Multi Axle Vehicle Count)	Total MAV (Multi Axle Vehicle) Amount (in Rs.)	Three Axle Count	Three Axle Count Amount (in Rs.)	FASTag Debit Adjustment/ Chargeback Received from Bank (Net)
1	2	3	4	5	8	9	10	11	12	13	Note-5
Single Journey	7255	341169	650	108016	381	32461	1289	458160	0	0	-471
Monthly Pass Sales	5	6019	0	0	0	0	0	0	0	0	0
Daily Pass Sales	4481	316789	221	55448	164	20591	67	35614	0	0	0
Local Pass Sales	0	0	0	0	0	0	0	0	0	0	0
Return Pass Sales	0	0	0	0	0	0	0	0	0	0	0
Double User Fee (FASTag Lane Violation) (Note-6)	732	69714	6	1980	7	1162	2	1420	0	0	0

Traffic and Revenue Receivable (Annual Pass - Note 7)		
Transaction Type	Car/Jeep Count	Total Car/ Jeep Amount (in Rs.)
1	2	3
Annual Pass	641	0

Total Non-Tollable Traffic Count Entry Details (Note-2)					
Transaction Type	Car/Jeep Count	Bus/Truck Count	LCV Count	MAV (Multi Axle Vehicle Count)	Three Axle Count
1	2	3	5	6	7
Reuse & Exit	4834	432	381	74	0
Exemption & Violation	14040	539	226	707	0

Notes

1. Fee for Fastag vehicles passing two toll plazas, is collected at two plazas in few cases and therefore section wise traffic details will not be available at one plaza for same.
2. All Non-tollable traffic could not be recorded/reported due to unavailability of adequate Lanes & systems. Non-Tollable count includes Reuse of daily/return/monthly pass, exit trips, exemption and violations.
3. Reporting (FASTag/Cash/Card) - 12:00:00 AM to 11:59:59 PM.
4. Fastag Collection is net of Acquiring Bank Charges
5. FASTag Debit Adjustment/Chargeback Received from Bank (Net)
6. Double user fee (from cash vehicles entering dedicated Fastag lane) collected from vehicles are reported separately (count and revenue). These are included in vehicle category wise count and revenue.
7. Annual FASTag pass w.e.f. 15 August 2025 as per directions of MPEL vide letter no MPEL/DIC/2025/676 dated August 14, 2025.



MONTHLY/DAILY FEE STATEMENT

Project Highway: National Highway NH-48

Day/Month: 08-Sep-2025

Sr. No.	Name of Toll Plaza Location	Chainage
National Highway NH-48 (from Km. 20+400 to 131+200)		
1	Somatne Phata	30+050

Type of Vehicle	For corresponding day/month of previous year 8-Sep-2024		For preceding day/month 7-Sep-2025		For the day/month reported upon 8-Sep-2025		
	No. of Vehicles	Fee collected (in Rs.)	No. of Vehicles	Fee collected (in Rs.)	Fee per Vehicle (in Rs.)	No. of Vehicles	Fee collected (in Rs.)
1	2	3	4	5	6	7	8
A-Car (Note-7)	10736	637566	12473	733691	Note-1	10867	628139
B-LCV	414	41329	552	54215		975	102044
C-Bus	787	149900	877	165444		1259	236971
D-Truck	0	0	0	0		0	0
E-Three-axle vehicle	0	0	0	0		0	0
F-Multi-axle Truck	1231	450495	1358	495194		1927	710479
G-Oversized vehicle	0	0	0	0		0	0
FASTag Debit Adjustment/ Chargeback Received from Bank (Net) (Note-5)	0	0	0	-471	Note-5	0	1774
H- Total	13168	1279290	15260	1448073		15028	1679406

Day/Month wise Opening Balance of Toll Collection & Traffic

Day	8
Month	9
Year	2025
Toll Depositing Bank	State Bank Of India
Bank Account No.	39177623786


Transaction Type	Car/Jeep Count	Total Car/ Jeep Amount (in Rs.)	Bus/Truck Count	Total Bus / Truck Amount (in Rs.)	LCV Count	Total LCV Amount (in Rs.)	MAV (Multi Axle Vehicle Count)	Total MAV (Multi Axle Vehicle) Amount (in Rs.)	Three Axle Count	Three Axle Count Amount (in Rs.)	FASTag Debit Adjustment/ Chargeback Received from Bank (Net)
1	2	3	4	5	8	9	10	11	12	13	Note-5
Single Journey	6474	301543	940	156274	579	48671	1783	632686	0	0	1774
Monthly Pass Sales	3	1797	0	0	1	2486	0	0	0	0	0
Daily Pass Sales	3857	274132	309	77397	369	46572	139	74243	0	0	0
Local Pass Sales	0	0	0	0	0	0	0	0	0	0	0
Return Pass Sales	0	0	0	0	0	0	0	0	0	0	0
Double User Fee (FASTag Lane Violation) (Note-6)	533	50666	10	3300	26	4316	5	3550	0	0	0

Traffic and Revenue Receivable (Annual Pass - Note 7)		
Transaction Type	Car/Jeep Count	Total Car/ Jeep Amount (in Rs.)
1	2	3
Annual Pass	645	0

Total Non-Tollable Traffic Count Entry Details (Note-2)					
Transaction Type	Car/Jeep Count	Bus/Truck Count	LCV Count	MAV (Multi Axle Vehicle Count)	Three Axle Count
1	2	3	5	6	7
Reuse & Exit	4598	719	860	166	0
Exemption & Violation	15305	821	419	1386	0

Notes

1. Fee for Fastag vehicles passing two toll plazas, is collected at two plazas in few cases and therefore section wise traffic details will not be available at one plaza for same.
2. All Non-tollable traffic could not be recorded/reported due to unavailability of adequate Lanes & systems. Non-Tollable count includes Reuse of daily/return/monthly pass, exit trips, exemption and violations.
3. Reporting (FASTag/Cash/Card) - 12:00:00 AM to 11:59:59 PM.
4. Fastag Collection is net of Acquiring Bank Charges
5. FASTag Debit Adjustment/Chargeback Received from Bank (Net)
6. Double user fee (from cash vehicles entering dedicated Fastag lane) collected from vehicles are reported separately (count and revenue). These are included in vehicle category wise count and revenue.
7. Annual FASTag pass w.e.f. 15 August 2025 as per directions of MPEL vide letter no MPEL/DIC/2025/676 dated August 14, 2025.



MONTHLY/DAILY FEE STATEMENT

Project Highway: National Highway NH-48

Day/Month: 09-Sep-2025

Sr. No.	Name of Toll Plaza Location	Chainage
National Highway NH-48 (from Km. 20+400 to 131+200)		
1	Somatne Phata	30+050

Type of Vehicle	For corresponding day/month of previous year 9-Sep-2024		For preceding day/month 8-Sep-2025		For the day/month reported upon 9-Sep-2025		
	No. of Vehicles	Fee collected (in Rs.)	No. of Vehicles	Fee collected (in Rs.)	Fee per Vehicle (in Rs.)	No. of Vehicles	Fee collected (in Rs.)
1	2	3	4	5	6	7	8
A-Car (Note-7)	10131	606177	10867	628139	Note-1	10498	621484
B-LCV	713	90477	975	102044		1021	109391
C-Bus	1059	227102	1259	236971		1371	262529
D-Truck	0	0	0	0		0	0
E-Three-axle vehicle	0	0	0	0		0	0
F-Multi-axle Truck	1578	587449	1927	710479		1876	694354
G-Oversized vehicle	0	0	0	0		0	0
FASTag Debit Adjustment/ Chargeback Received from Bank (Net) (Note-5)	0	-1064	0	1774	Note-5	0	7
H- Total	13481	1510141	15028	1679406		14766	1687765

Day/Month wise Opening Balance of Toll Collection & Traffic

Day	9
Month	9
Year	2025
Toll Depositing Bank	State Bank Of India
Bank Account No.	39177623786


Transaction Type	Car/Jeep Count	Total Car/ Jeep Amount (in Rs.)	Bus/Truck Count	Total Bus / Truck Amount (in Rs.)	LCV Count	Total LCV Amount (in Rs.)	MAV (Multi Axle Vehicle Count)	Total MAV (Multi Axle Vehicle) Amount (in Rs.)	Three Axle Count	Three Axle Count Amount (in Rs.)	FASTag Debit Adjustment/ Chargeback Received from Bank (Net)
1	2	3	4	5	8	9	10	11	12	13	Note-5
Single Journey	5771	270671	994	165659	591	49889	1716	608770	0	0	7
Monthly Pass Sales	0	0	0	0	2	4971	0	0	0	0	0
Daily Pass Sales	4109	292720	343	85650	416	52539	157	83455	0	0	0
Local Pass Sales	0	0	0	0	0	0	0	0	0	0	0
Return Pass Sales	0	0	0	0	0	0	0	0	0	0	0
Double User Fee (FASTag Lane Violation) (Note-6)	618	58092	34	11220	12	1992	3	2130	0	0	0

Traffic and Revenue Receivable (Annual Pass - Note 7)		
Transaction Type	Car/Jeep Count	Total Car/ Jeep Amount (in Rs.)
1	2	3
Annual Pass	641	0

Total Non-Tollable Traffic Count Entry Details (Note-2)					
Transaction Type	Car/Jeep Count	Bus/Truck Count	LCV Count	MAV (Multi Axle Vehicle Count)	Three Axle Count
1	2	3	5	6	7
Reuse & Exit	4923	772	943	205	0
Exemption & Violation	16050	1021	339	1759	0

Notes

1. Fee for Fastag vehicles passing two toll plazas, is collected at two plazas in few cases and therefore section wise traffic details will not be available at one plaza for same.
2. All Non-tollable traffic could not be recorded/reported due to unavailability of adequate Lanes & systems. Non-Tollable count includes Reuse of daily/return/monthly pass, exit trips, exemption and violations.
3. Reporting (FASTag/Cash/Card) - 12:00:00 AM to 11:59:59 PM.
4. Fastag Collection is net of Acquiring Bank Charges
5. FASTag Debit Adjustment/Chargeback Received from Bank (Net)
6. Double user fee (from cash vehicles entering dedicated Fastag lane) collected from vehicles are reported separately (count and revenue). These are included in vehicle category wise count and revenue.
7. Annual FASTag pass w.e.f. 15 August 2025 as per directions of MPEL vide letter no MPEL/DIC/2025/676 dated August 14, 2025.



MONTHLY/DAILY FEE STATEMENT

Project Highway: National Highway NH-48

Day/Month: 10-Sep-2025

Sr. No.	Name of Toll Plaza Location	Chainage
National Highway NH-48 (from Km. 20+400 to 131+200)		
1	Somatne Phata	30+050

Type of Vehicle	For corresponding day/month of previous year 10-Sep-2024		For preceding day/month 9-Sep-2025		For the day/month reported upon 10-Sep-2025		
	No. of Vehicles	Fee collected (in Rs.)	No. of Vehicles	Fee collected (in Rs.)	Fee per Vehicle (in Rs.)	No. of Vehicles	Fee collected (in Rs.)
1	2	3	4	5	6	7	8
A-Car (Note-7)	9682	580398	10498	621484	Note-1	10402	611122
B-LCV	852	98700	1021	109391		1023	104569
C-Bus	1233	261999	1371	262529		1480	279664
D-Truck	0	0	0	0		0	0
E-Three-axle vehicle	0	0	0	0		0	0
F-Multi-axle Truck	1575	598460	1876	694354		1963	728441
G-Oversized vehicle	0	0	0	0		0	0
FASTag Debit Adjustment/ Chargeback Received from Bank (Net) (Note-5)	0	615	0	7	Note-5	0	1162
H- Total	13342	1540172	14766	1687765		14868	1724959

Day/Month wise Opening Balance of Toll Collection & Traffic

Day	10
Month	9
Year	2025
Toll Depositing Bank	State Bank Of India
Bank Account No.	39177623786


Transaction Type	Car/Jeep Count	Total Car/ Jeep Amount (in Rs.)	Bus/Truck Count	Total Bus / Truck Amount (in Rs.)	LCV Count	Total LCV Amount (in Rs.)	MAV (Multi Axle Vehicle Count)	Total MAV (Multi Axle Vehicle) Amount (in Rs.)	Three Axle Count	Three Axle Count Amount (in Rs.)	FASTag Debit Adjustment/ Chargeback Received from Bank (Net)
1	2	3	4	5	8	9	10	11	12	13	Note-5
Single Journey	5851	274260	1110	184771	625	53852	1792	637367	0	0	1162
Monthly Pass Sales	0	0	0	0	0	0	0	0	0	0	0
Daily Pass Sales	4007	285632	342	85321	383	48228	170	90365	0	0	0
Local Pass Sales	0	0	0	0	0	0	0	0	0	0	0
Return Pass Sales	0	0	0	0	0	0	0	0	0	0	0
Double User Fee (FASTag Lane Violation) (Note-6)	544	51230	28	9572	15	2490	1	710	0	0	0

Traffic and Revenue Receivable (Annual Pass - Note 7)		
Transaction Type	Car/Jeep Count	Total Car/ Jeep Amount (in Rs.)
1	2	3
Annual Pass	636	0

Total Non-Tollable Traffic Count Entry Details (Note-2)					
Transaction Type	Car/Jeep Count	Bus/Truck Count	LCV Count	MAV (Multi Axle Vehicle Count)	Three Axle Count
1	2	3	5	6	7
Reuse & Exit	4874	777	927	198	0
Exemption & Violation	19960	965	425	1773	0

Notes

1. Fee for Fastag vehicles passing two toll plazas, is collected at two plazas in few cases and therefore section wise traffic details will not be available at one plaza for same.
2. All Non-tollable traffic could not be recorded/reported due to unavailability of adequate Lanes & systems. Non-Tollable count includes Reuse of daily/return/monthly pass, exit trips, exemption and violations.
3. Reporting (FASTag/Cash/Card) - 12:00:00 AM to 11:59:59 PM.
4. Fastag Collection is net of Acquiring Bank Charges
5. FASTag Debit Adjustment/Chargeback Received from Bank (Net)
6. Double user fee (from cash vehicles entering dedicated Fastag lane) collected from vehicles are reported separately (count and revenue). These are included in vehicle category wise count and revenue.
7. Annual FASTag pass w.e.f. 15 August 2025 as per directions of MPEL vide letter no MPEL/DIC/2025/676 dated August 14, 2025.



MONTHLY/DAILY FEE STATEMENT

Project Highway: National Highway NH-48

Day/Month: 11-Sep-2025

Sr. No.	Name of Toll Plaza Location	Chainage
National Highway NH-48 (from Km. 20+400 to 131+200)		
1	Somatne Phata	30+050

Type of Vehicle	For corresponding day/month of previous year 11-Sep-2024		For preceding day/month 10-Sep-2025		For the day/month reported upon 11-Sep-2025		
	No. of Vehicles	Fee collected (in Rs.)	No. of Vehicles	Fee collected (in Rs.)	Fee per Vehicle (in Rs.)	No. of Vehicles	Fee collected (in Rs.)
1	2	3	4	5	6	7	8
A-Car (Note-7)	9436	567081	10402	611122	Note-1	10502	619843
B-LCV	866	91332	1023	104569		1078	110106
C-Bus	1209	257926	1480	279664		1419	274032
D-Truck	0	0	0	0		0	0
E-Three-axle vehicle	0	0	0	0		0	0
F-Multi-axle Truck	1715	649190	1963	728441		1993	740307
G-Oversized vehicle	0	0	0	0		0	0
FASTag Debit Adjustment/ Chargeback Received from Bank (Net) (Note-5)	0	824	0	1162	Note-5	0	1066
H- Total	13226	1566352	14868	1724959		14992	1745353

Day/Month wise Opening Balance of Toll Collection & Traffic

Day	11
Month	9
Year	2025
Toll Depositing Bank	State Bank Of India
Bank Account No.	39177623786

Transaction Type	Car/Jeep Count	Total Car/ Jeep Amount (in Rs.)	Bus/Truck Count	Total Bus / Truck Amount (in Rs.)	LCV Count	Total LCV Amount (in Rs.)	MAV (Multi Axle Vehicle Count)	Total MAV (Multi Axle Vehicle) Amount (in Rs.)	Three Axle Count	Three Axle Count Amount (in Rs.)	FASTag Debit Adjustment/ Chargeback Received from Bank (Net)
1	2	3	4	5	8	9	10	11	12	13	Note-5
Single Journey	5820	273045	1046	175108	657	56112	1812	643381	0	0	1066
Monthly Pass Sales	0	0	1	4941	0	0	0	0	0	0	0
Daily Pass Sales	4124	294158	359	89693	400	50508	177	94086	0	0	0
Local Pass Sales	0	0	0	0	0	0	0	0	0	0	0
Return Pass Sales	0	0	0	0	0	0	0	0	0	0	0
Double User Fee (FASTag Lane Violation) (Note-6)	558	52640	13	4290	21	3486	4	2840	0	0	0

Traffic and Revenue Receivable (Annual Pass - Note 7)		
Transaction Type	Car/Jeep Count	Total Car/ Jeep Amount (in Rs.)
1	2	3
Annual Pass	660	0

Total Non-Tollable Traffic Count Entry Details (Note-2)					
Transaction Type	Car/Jeep Count	Bus/Truck Count	LCV Count	MAV (Multi Axle Vehicle Count)	Three Axle Count
1	2	3	5	6	7
Reuse & Exit	4959	795	932	231	0
Exemption & Violation	19966	993	333	1607	0

Notes

1. Fee for Fastag vehicles passing two toll plazas, is collected at two plazas in few cases and therefore section wise traffic details will not be available at one plaza for same.
2. All Non-tollable traffic could not be recorded/reported due to unavailability of adequate Lanes & systems. Non-Tollable count includes Reuse of daily/return/monthly pass, exit trips, exemption and violations.
3. Reporting (FASTag/Cash/Card) - 12:00:00 AM to 11:59:59 PM.
4. Fastag Collection is net of Acquiring Bank Charges
5. FASTag Debit Adjustment/Chargeback Received from Bank (Net)
6. Double user fee (from cash vehicles entering dedicated Fastag lane) collected from vehicles are reported separately (count and revenue). These are included in vehicle category wise count and revenue.
7. Annual FASTag pass w.e.f. 15 August 2025 as per directions of MPEL vide letter no MPEL/DIC/2025/676 dated August 14, 2025.



MONTHLY/DAILY FEE STATEMENT

Project Highway: National Highway NH-48

Day/Month: 12-Sep-2025

Sr. No.	Name of Toll Plaza Location	Chainage
National Highway NH-48 (from Km. 20+400 to 131+200)		
1	Somatne Phata	30+050

Type of Vehicle	For corresponding day/month of previous year 12-Sep-2024		For preceding day/month 11-Sep-2025		For the day/month reported upon 12-Sep-2025		
	No. of Vehicles	Fee collected (in Rs.)	No. of Vehicles	Fee collected (in Rs.)	Fee per Vehicle (in Rs.)	No. of Vehicles	Fee collected (in Rs.)
1	2	3	4	5	6	7	8
A-Car (Note-7)	9448	565163	10502	619843	Note-1	11502	672391
B-LCV	768	83085	1078	110106		1059	112031
C-Bus	1215	243758	1419	274032		1399	266162
D-Truck	0	0	0	0		0	0
E-Three-axle vehicle	0	0	0	0		0	0
F-Multi-axle Truck	1661	755576	1993	740307		2015	750833
G-Oversized vehicle	0	0	0	0		0	0
FASTag Debit Adjustment/ Chargeback Received from Bank (Net) (Note-5)	0	592	0	1066	Note-5	0	1622
H- Total	13092	1648175	14992	1745353		15975	1803039

Day/Month wise Opening Balance of Toll Collection & Traffic

Day	12
Month	9
Year	2025
Toll Depositing Bank	State Bank Of India
Bank Account No.	39177623786

Transaction Type	Car/Jeep Count	Total Car/ Jeep Amount (in Rs.)	Bus/Truck Count	Total Bus / Truck Amount (in Rs.)	LCV Count	Total LCV Amount (in Rs.)	MAV (Multi Axle Vehicle Count)	Total MAV (Multi Axle Vehicle) Amount (in Rs.)	Three Axle Count	Three Axle Count Amount (in Rs.)	FASTag Debit Adjustment/ Chargeback Received from Bank (Net)
1	2	3	4	5	8	9	10	11	12	13	Note-5
Single Journey	6844	321893	1032	172095	622	53771	1831	651421	0	0	1622
Monthly Pass Sales	4	4582	0	0	1	2486	0	0	0	0	0
Daily Pass Sales	4024	286289	340	84826	413	51956	175	93023	0	0	0
Local Pass Sales	0	0	0	0	0	0	0	0	0	0	0
Return Pass Sales	0	0	0	0	0	0	0	0	0	0	0
Double User Fee (FASTag Lane Violation) (Note-6)	630	59626	27	9242	23	3818	9	6390	0	0	0

Traffic and Revenue Receivable (Annual Pass - Note 7)		
Transaction Type	Car/Jeep Count	Total Car/ Jeep Amount (in Rs.)
1	2	3
Annual Pass	725	0

Total Non-Tollable Traffic Count Entry Details (Note-2)					
Transaction Type	Car/Jeep Count	Bus/Truck Count	LCV Count	MAV (Multi Axle Vehicle Count)	Three Axle Count
1	2	3	5	6	7
Reuse & Exit	4814	793	958	211	0
Exemption & Violation	18671	999	372	1527	0

- Notes**
1. Fee for Fastag vehicles passing two toll plazas, is collected at two plazas in few cases and therefore section wise traffic details will not be available at one plaza for same.
 2. All Non-tollable traffic could not be recorded/reported due to unavailability of adequate Lanes & systems. Non-Tollable count includes Reuse of daily/return/monthly pass, exit trips, exemption and violations.
 3. Reporting (FASTag/Cash/Card) - 12:00:00 AM to 11:59:59 PM.
 4. Fastag Collection is net of Acquiring Bank Charges
 5. FASTag Debit Adjustment/Chargeback Received from Bank (Net)
 6. Double user fee (from cash vehicles entering dedicated Fastag lane) collected from vehicles are reported separately (count and revenue). These are included in vehicle category wise count and revenue.
 7. Annual FASTag pass w.e.f. 15 August 2025 as per directions of MPEL vide letter no MPEL/DIC/2025/676 dated August 14, 2025.



MONTHLY/DAILY FEE STATEMENT

Project Highway: National Highway NH-48

Day/Month: 13-Sep-2025

Sr. No.	Name of Toll Plaza Location	Chainage
National Highway NH-48 (from Km. 20+400 to 131+200)		
1	Somatne Phata	30+050

Type of Vehicle	For corresponding day/month of previous year 13-Sep-2024		For preceding day/month 12-Sep-2025		For the day/month reported upon 13-Sep-2025		
	No. of Vehicles	Fee collected (in Rs.)	No. of Vehicles	Fee collected (in Rs.)	Fee per Vehicle (in Rs.)	No. of Vehicles	Fee collected (in Rs.)
1	2	3	4	5	6	7	8
A-Car (Note-7)	10651	622505	11502	672391	Note-1	13917	798122
B-LCV	867	92700	1059	112031		1063	105959
C- Bus	1184	268301	1399	266162		1381	264601
D-Truck	0	0	0	0		0	0
E-Three-axle vehicle	0	0	0	0		0	0
F-Multi-axle Truck	1683	631170	2015	750833		2054	764054
G-Oversized vehicle	0	0	0	0		0	0
FASTag Debit Adjustment/ Chargeback Received from Bank (Net) (Note-5)	0	268	0	1622	Note-5	0	972
H- Total	14385	1614944	15975	1803039		18415	1933708

Day/Month wise Opening Balance of Toll Collection & Traffic

Day	13
Month	9
Year	2025
Toll Depositing Bank	State Bank Of India
Bank Account No.	39177623786

Transaction Type	Car/Jeep Count	Total Car/ Jeep Amount (in Rs.)	Bus/Truck Count	Total Bus / Truck Amount (in Rs.)	LCV Count	Total LCV Amount (in Rs.)	MAV (Multi Axle Vehicle Count)	Total MAV (Multi Axle Vehicle) Amount (in Rs.)	Three Axle Count	Three Axle Count Amount (in Rs.)	FASTag Debit Adjustment/ Chargeback Received from Bank (Net)
1	2	3	4	5	8	9	10	11	12	13	Note-5
Single Journey	8833	416517	1002	167482	702	59672	1870	665713	0	0	972
Monthly Pass Sales	4	2879	0	0	0	0	0	0	0	0	0
Daily Pass Sales	4337	308384	346	86229	345	43631	181	96212	0	0	0
Local Pass Sales	0	0	0	0	0	0	0	0	0	0	0
Return Pass Sales	0	0	0	0	0	0	0	0	0	0	0
Double User Fee (FASTag Lane Violation) (Note-6)	743	70342	33	10890	16	2656	3	2130	0	0	0

Traffic and Revenue Receivable (Annual Pass - Note 7)		
Transaction Type	Car/Jeep Count	Total Car/ Jeep Amount (in Rs.)
1	2	3
Annual Pass	734	0

Total Non-Tollable Traffic Count Entry Details (Note-2)					
Transaction Type	Car/Jeep Count	Bus/Truck Count	LCV Count	MAV (Multi Axle Vehicle Count)	Three Axle Count
1	2	3	5	6	7
Reuse & Exit	4932	725	708	220	0
Exemption & Violation	17315	864	333	1408	0

- Notes**
1. Fee for Fastag vehicles passing two toll plazas, is collected at two plazas in few cases and therefore section wise traffic details will not be available at one plaza for same.
 2. All Non-tollable traffic could not be recorded/reported due to unavailability of adequate Lanes & systems. Non-Tollable count includes Reuse of daily/return/monthly pass, exit trips, exemption and violations.
 3. Reporting (FASTag/Cash/Card) - 12:00:00 AM to 11:59:59 PM.
 4. Fastag Collection is net of Acquiring Bank Charges
 5. FASTag Debit Adjustment/Chargeback Received from Bank (Net)
 6. Double user fee (from cash vehicles entering dedicated Fastag lane) collected from vehicles are reported separately (count and revenue). These are included in vehicle category wise count and revenue.
 7. Annual FASTag pass w.e.f. 15 August 2025 as per directions of MPEL vide letter no MPEL/DIC/2025/676 dated August 14, 2025.



MONTHLY/DAILY FEE STATEMENT

Project Highway: National Highway NH-48

Day/Month: 14-Sep-2025

Sr. No.	Name of Toll Plaza Location	Chainage
National Highway NH-48 (from Km. 20+400 to 131+200)		
1	Somatne Phata	30+050

Type of Vehicle	For corresponding day/month of previous year 14-Sep-2024		For preceding day/month 13-Sep-2025		For the day/month reported upon 14-Sep-2025		
	No. of Vehicles	Fee collected (in Rs.)	No. of Vehicles	Fee collected (in Rs.)	Fee per Vehicle (in Rs.)	No. of Vehicles	Fee collected (in Rs.)
1	2	3	4	5	6	7	8
A-Car (Note-7)	13413	774623	13917	798122	Note-1	13434	777436
B-LCV	880	98052	1063	105959		681	66275
C-Bus	1239	234503	1381	264601		1146	215133
D-Truck	0	0	0	0		0	0
E-Three-axle vehicle	0	0	0	0		0	0
F-Multi-axle Truck	1712	632461	2054	764054		1740	634398
G-Oversized vehicle	0	0	0	0		0	0
FASTag Debit Adjustment/ Chargeback Received from Bank (Net) (Note-5)	0	438	0	972	Note-5	0	-129
H- Total	17244	1740076	18415	1933708		17001	1693113

Day/Month wise Opening Balance of Toll Collection & Traffic

Day	14
Month	9
Year	2025
Toll Depositing Bank	State Bank Of India
Bank Account No.	39177623786

Transaction Type	Car/Jeep Count	Total Car/ Jeep Amount (in Rs.)	Bus/Truck Count	Total Bus / Truck Amount (in Rs.)	LCV Count	Total LCV Amount (in Rs.)	MAV (Multi Axle Vehicle Count)	Total MAV (Multi Axle Vehicle) Amount (in Rs.)	Three Axle Count	Three Axle Count Amount (in Rs.)	FASTag Debit Adjustment/ Chargeback Received from Bank (Net)
1	2	3	4	5	8	9	10	11	12	13	Note-5
Single Journey	8245	389155	875	146071	486	41664	1648	585138	0	0	-129
Monthly Pass Sales	0	0	0	0	0	0	0	0	0	0	0
Daily Pass Sales	4310	305249	256	64112	191	23947	90	47840	0	0	0
Local Pass Sales	0	0	0	0	0	0	0	0	0	0	0
Return Pass Sales	0	0	0	0	0	0	0	0	0	0	0
Double User Fee (FASTag Lane Violation) (Note-6)	879	83032	15	4950	4	664	2	1420	0	0	0

Traffic and Revenue Receivable (Annual Pass - Note 7)		
Transaction Type	Car/Jeep Count	Total Car/ Jeep Amount (in Rs.)
1	2	3
Annual Pass	668	0

Total Non-Tollable Traffic Count Entry Details (Note-2)					
Transaction Type	Car/Jeep Count	Bus/Truck Count	LCV Count	MAV (Multi Axle Vehicle Count)	Three Axle Count
1	2	3	5	6	7
Reuse & Exit	4731	472	445	95	0
Exemption & Violation	16917	522	204	722	0

- Notes**
1. Fee for Fastag vehicles passing two toll plazas, is collected at two plazas in few cases and therefore section wise traffic details will not be available at one plaza for same.
 2. All Non-tollable traffic could not be recorded/reported due to unavailability of adequate Lanes & systems. Non-Tollable count includes Reuse of daily/return/monthly pass, exit trips, exemption and violations.
 3. Reporting (FASTag/Cash/Card) - 12:00:00 AM to 11:59:59 PM.
 4. Fastag Collection is net of Acquiring Bank Charges
 5. FASTag Debit Adjustment/Chargeback Received from Bank (Net)
 6. Double user fee (from cash vehicles entering dedicated Fastag lane) collected from vehicles are reported separately (count and revenue). These are included in vehicle category wise count and revenue.
 7. Annual FASTag pass w.e.f. 15 August 2025 as per directions of MP&E vide letter no MP&E/DIC/2025/676 dated August 14, 2025.



MONTHLY/DAILY FEE STATEMENT

Project Highway: National Highway NH-48

Day/Month: 15-Sep-2025

Sr. No.	Name of Toll Plaza Location	Chainage
National Highway NH-48 (from Km. 20+400 to 131+200)		
1	Somatne Phata	30+050

Type of Vehicle	For corresponding day/month of previous year 15-Sep-2024		For preceding day/month 14-Sep-2025		For the day/month reported upon 15-Sep-2025		
	No. of Vehicles	Fee collected (in Rs.)	No. of Vehicles	Fee collected (in Rs.)	Fee per Vehicle (in Rs.)	No. of Vehicles	Fee collected (in Rs.)
1	2	3	4	5	6	7	8
A-Car (Note-7)	13446	778451	13434	777436	Note-1	9936	578071
B-LCV	569	55878	681	66275		913	94426
C-Bus	1059	198442	1146	215133		1250	235629
D-Truck	0	0	0	0		0	0
E-Three-axle vehicle	0	0	0	0		0	0
F-Multi-axle Truck	1492	544635	1740	634398		1694	622887
G-Oversized vehicle	0	0	0	0		0	0
FASTag Debit Adjustment/ Chargeback Received from Bank (Net) (Note-5)	0	-82	0	-129	Note-5	0	940
H- Total	16566	1577323	17001	1693113		13793	1531953

Day/Month wise Opening Balance of Toll Collection & Traffic

Day	15
Month	9
Year	2025
Toll Depositing Bank	State Bank Of India
Bank Account No.	39177623786

Transaction Type	Car/Jeep Count	Total Car/ Jeep Amount (in Rs.)	Bus/Truck Count	Total Bus / Truck Amount (in Rs.)	LCV Count	Total LCV Amount (in Rs.)	MAV (Multi Axle Vehicle Count)	Total MAV (Multi Axle Vehicle) Amount (in Rs.)	Three Axle Count	Three Axle Count Amount (in Rs.)	FASTag Debit Adjustment/ Chargeback Received from Bank (Net)
1	2	3	4	5	8	9	10	11	12	13	Note-5
Single Journey	5798	270002	930	154190	550	46156	1577	559625	0	0	940
Monthly Pass Sales	3	2486	0	0	1	2486	0	0	0	0	0
Daily Pass Sales	3633	258301	304	76159	353	44290	112	59713	0	0	0
Local Pass Sales	0	0	0	0	0	0	0	0	0	0	0
Return Pass Sales	0	0	0	0	0	0	0	0	0	0	0
Double User Fee (FASTag Lane Violation) (Note-6)	502	47282	16	5280	9	1494	5	3550	0	0	0

Traffic and Revenue Receivable (Annual Pass - Note 7)		
Transaction Type	Car/Jeep Count	Total Car/ Jeep Amount (in Rs.)
1	2	3
Annual Pass	701	0

Total Non-Tollable Traffic Count Entry Details (Note-2)					
Transaction Type	Car/Jeep Count	Bus/Truck Count	LCV Count	MAV (Multi Axle Vehicle Count)	Three Axle Count
1	2	3	5	6	7
Reuse & Exit	4387	703	836	127	0
Exemption & Violation	18176	812	302	1235	0

- Notes**
1. Fee for Fastag vehicles passing two toll plazas, is collected at two plazas in few cases and therefore section wise traffic details will not be available at one plaza for same.
 2. All Non-tollable traffic could not be recorded/reported due to unavailability of adequate Lanes & systems. Non-Tollable count includes Reuse of daily/return/monthly pass, exit trips, exemption and violations.
 3. Reporting (FASTag/Cash/Card) - 12:00:00 AM to 11:59:59 PM.
 4. Fastag Collection is net of Acquiring Bank Charges
 5. FASTag Debit Adjustment/Chargeback Received from Bank (Net)
 6. Double user fee (from cash vehicles entering dedicated Fastag lane) collected from vehicles are reported separately (count and revenue). These are included in vehicle category wise count and revenue.
 7. Annual FASTag pass w.e.f. 15 August 2025 as per directions of MPEL vide letter no MPEL/DIC/2025/676 dated August 14, 2025.



MONTHLY/DAILY FEE STATEMENT

Project Highway: National Highway NH-48

Day/Month: 16-Sep-2025

Sr. No.	Name of Toll Plaza Location	Chainage
National Highway NH-48 (from Km. 20+400 to 131+200)		
1	Somatne Phata	30+050

Type of Vehicle	For corresponding day/month of previous year 16-Sep-2024		For preceding day/month 15-Sep-2025		For the day/month reported upon 16-Sep-2025		
	No. of Vehicles	Fee collected (in Rs.)	No. of Vehicles	Fee collected (in Rs.)	Fee per Vehicle (in Rs.)	No. of Vehicles	Fee collected (in Rs.)
1	2	3	4	5	6	7	8
A-Car (Note-7)	10945	635264	9936	578071	Note-1	10260	598319
B-LCV	758	88447	913	94426		1038	105480
C-Bus	1141	265935	1250	235629		1370	257940
D-Truck	0	0	0	0		0	0
E-Three-axle vehicle	0	0	0	0		0	0
F-Multi-axle Truck	1489	550424	1694	622887		2030	754607
G-Oversized vehicle	0	0	0	0		0	0
FASTag Debit Adjustment/ Chargeback Received from Bank (Net) (Note-5)	0	1002	0	940	Note-5	0	898
H- Total	14333	1541073	13793	1531953		14698	1717245

Day/Month wise Opening Balance of Toll Collection & Traffic


Day	16
Month	9
Year	2025
Toll Depositing Bank	State Bank Of India
Bank Account No.	39177623786

Transaction Type	Car/Jeep Count	Total Car/ Jeep Amount (in Rs.)	Bus/Truck Count	Total Bus / Truck Amount (in Rs.)	LCV Count	Total LCV Amount (in Rs.)	MAV (Multi Axle Vehicle Count)	Total MAV (Multi Axle Vehicle) Amount (in Rs.)	Three Axle Count	Three Axle Count Amount (in Rs.)	FASTag Debit Adjustment/ Chargeback Received from Bank (Net)
1	2	3	4	5	8	9	10	11	12	13	Note-5
Single Journey	5949	278366	1026	170559	648	55589	1858	661752	0	0	898
Monthly Pass Sales	0	0	0	0	0	0	0	0	0	0	0
Daily Pass Sales	3749	266936	326	81442	372	46903	164	87175	0	0	0
Local Pass Sales	0	0	0	0	0	0	0	0	0	0	0
Return Pass Sales	0	0	0	0	0	0	0	0	0	0	0
Double User Fee (FASTag Lane Violation) (Note-6)	562	53016	18	5940	18	2988	8	5680	0	0	0

Traffic and Revenue Receivable (Annual Pass - Note 7)		
Transaction Type	Car/Jeep Count	Total Car/ Jeep Amount (in Rs.)
1	2	3
Annual Pass	675	0

Total Non-Tollable Traffic Count Entry Details (Note-2)					
Transaction Type	Car/Jeep Count	Bus/Truck Count	LCV Count	MAV (Multi Axle Vehicle Count)	Three Axle Count
1	2	3	5	6	7
Reuse & Exit	4547	757	883	190	0
Exemption & Violation	18644	879	329	1444	0

- Notes**
1. Fee for Fastag vehicles passing two toll plazas, is collected at two plazas in few cases and therefore section wise traffic details will not be available at one plaza for same.
 2. All Non-tollable traffic could not be recorded/reported due to unavailability of adequate Lanes & systems. Non-Tollable count includes Reuse of daily/return/monthly pass, exit trips, exemption and violations.
 3. Reporting (FASTag/Cash/Card) - 12:00:00 AM to 11:59:59 PM.
 4. Fastag Collection is net of Acquiring Bank Charges
 5. FASTag Debit Adjustment/Chargeback Received from Bank (Net)
 6. Double user fee (from cash vehicles entering dedicated Fastag lane) collected from vehicles are reported separately (count and revenue). These are included in vehicle category wise count and revenue.
 7. Annual FASTag pass w.e.f. 15 August 2025 as per directions of MPEL vide letter no MPEL/DIC/2025/676 dated August 14, 2025.



MONTHLY/DAILY FEE STATEMENT

Project Highway: National Highway NH-48

Day/Month: 17-Sep-2025

Sr. No.	Name of Toll Plaza Location	Chainage
National Highway NH-48 (from Km. 20+400 to 131+200)		
1	Somatne Phata	30+050

Type of Vehicle	For corresponding day/month of previous year 17-Sep-2024		For preceding day/month 16-Sep-2025		For the day/month reported upon 17-Sep-2025		
	No. of Vehicles	Fee collected (in Rs.)	No. of Vehicles	Fee collected (in Rs.)	Fee per Vehicle (in Rs.)	No. of Vehicles	Fee collected (in Rs.)
1	2	3	4	5	6	7	8
A-Car (Note-7)	7604	450179	10260	598319	Note-1	10325	607248
B-LCV	631	73342	1038	105480		1072	110093
C-Bus	1000	198522	1370	257940		1432	275271
D-Truck	0	0	0	0		0	0
E-Three-axle vehicle	0	0	0	0		0	0
F-Multi-axle Truck	1413	518699	2030	754607		2035	749757
G-Oversized vehicle	0	0	0	0		0	0
FASTag Debit Adjustment/ Chargeback Received from Bank (Net) (Note-5)	0	767	0	898	Note-5	0	1301
H- Total	10648	1241509	14698	1717245		14864	1743670

Day/Month wise Opening Balance of Toll Collection & Traffic

Day	17
Month	9
Year	2025
Toll Depositing Bank	State Bank Of India
Bank Account No.	39177623786

Transaction Type	Car/Jeep Count	Total Car/ Jeep Amount (in Rs.)	Bus/Truck Count	Total Bus / Truck Amount (in Rs.)	LCV Count	Total LCV Amount (in Rs.)	MAV (Multi Axle Vehicle Count)	Total MAV (Multi Axle Vehicle) Amount (in Rs.)	Three Axle Count	Three Axle Count Amount (in Rs.)	FASTag Debit Adjustment/ Chargeback Received from Bank (Net)
1	2	3	4	5	8	9	10	11	12	13	Note-5
Single Journey	5745	268849	1070	178403	640	55150	1890	671789	0	0	1301
Monthly Pass Sales	1	359	1	4950	0	0	0	0	0	0	0
Daily Pass Sales	4060	289160	342	85648	415	52121	141	75128	0	0	0
Local Pass Sales	0	0	0	0	0	0	0	0	0	0	0
Return Pass Sales	0	0	0	0	0	0	0	0	0	0	0
Double User Fee (FASTag Lane Violation) (Note-6)	519	48880	19	6270	17	2822	4	2840	0	0	0

Traffic and Revenue Receivable (Annual Pass - Note 7)		
Transaction Type	Car/Jeep Count	Total Car/ Jeep Amount (in Rs.)
1	2	3
Annual Pass	700	0

Total Non-Tollable Traffic Count Entry Details (Note-2)					
Transaction Type	Car/Jeep Count	Bus/Truck Count	LCV Count	MAV (Multi Axle Vehicle Count)	Three Axle Count
1	2	3	5	6	7
Reuse & Exit	4841	766	948	167	0
Exemption & Violation	19401	912	385	1006	0

- Notes**
1. Fee for Fastag vehicles passing two toll plazas, is collected at two plazas in few cases and therefore section wise traffic details will not be available at one plaza for same.
 2. All Non-tollable traffic could not be recorded/reported due to unavailability of adequate Lanes & systems. Non-Tollable count includes Reuse of daily/return/monthly pass, exit trips, exemption and violations.
 3. Reporting (FASTag/Cash/Card) - 12:00:00 AM to 11:59:59 PM.
 4. Fastag Collection is net of Acquiring Bank Charges
 5. FASTag Debit Adjustment/Chargeback Received from Bank (Net)
 6. Double user fee (from cash vehicles entering dedicated Fastag lane) collected from vehicles are reported separately (count and revenue). These are included in vehicle category wise count and revenue.
 7. Annual FASTag pass w.e.f. 15 August 2025 as per directions of MPEL vide letter no MPEL/DIC/2025/676 dated August 14, 2025.



MONTHLY/DAILY FEE STATEMENT

Project Highway: National Highway NH-48

Day/Month: 18-Sep-2025

Sr. No.	Name of Toll Plaza Location	Chainage
National Highway NH-48 (from Km. 20+400 to 131+200)		
1	Somatne Phata	30+050

Type of Vehicle	For corresponding day/month of previous year 18-Sep-2024		For preceding day/month 17-Sep-2025		For the day/month reported upon 18-Sep-2025		
	No. of Vehicles	Fee collected (in Rs.)	No. of Vehicles	Fee collected (in Rs.)	Fee per Vehicle (in Rs.)	No. of Vehicles	Fee collected (in Rs.)
1	2	3	4	5	6	7	8
A-Car (Note-7)	9816	573830	10325	607248	Note-1	10316	610263
B-LCV	901	112251	1072	110093		1090	112848
C-Bus	1129	227183	1432	275271		1437	271118
D-Truck	0	0	0	0		0	0
E-Three-axle vehicle	0	0	0	0		0	0
F-Multi-axle Truck	1204	450078	2035	749757		1986	737303
G-Oversized vehicle	0	0	0	0		0	0
FASTag Debit Adjustment/ Chargeback Received from Bank (Net) (Note-5)	0	379	0	1301	Note-5	0	1441
H- Total	13050	1363722	14864	1748670		14829	1732974

Day/Month wise Opening Balance of Toll Collection & Traffic

Day	18
Month	9
Year	2025
Toll Depositing Bank	State Bank Of India
Bank Account No.	39177623786

Transaction Type	Car/Jeep Count	Total Car/ Jeep Amount (in Rs.)	Bus/Truck Count	Total Bus / Truck Amount (in Rs.)	LCV Count	Total LCV Amount (in Rs.)	MAV (Multi Axle Vehicle Count)	Total MAV (Multi Axle Vehicle) Amount (in Rs.)	Three Axle Count	Three Axle Count Amount (in Rs.)	FASTag Debit Adjustment/ Chargeback Received from Bank (Net)
1	2	3	4	5	8	9	10	11	12	13	Note-5
Single Journey	5676	265467	1078	180437	642	55372	1822	648343	0	0	1441
Monthly Pass Sales	1	1408	0	0	0	0	0	0	0	0	0
Daily Pass Sales	4096	291940	349	87381	429	54322	154	81860	0	0	0
Local Pass Sales	0	0	0	0	0	0	0	0	0	0	0
Return Pass Sales	0	0	0	0	0	0	0	0	0	0	0
Double User Fee (FASTag Lane Violation) (Note-6)	543	51448	10	3300	19	3154	10	7100	0	0	0

Traffic and Revenue Receivable (Annual Pass - Note 7)		
Transaction Type	Car/Jeep Count	Total Car/ Jeep Amount (in Rs.)
1	2	3
Annual Pass	633	0

Total Non-Tollable Traffic Count Entry Details (Note-2)					
Transaction Type	Car/Jeep Count	Bus/Truck Count	LCV Count	MAV (Multi Axle Vehicle Count)	Three Axle Count
1	2	3	5	6	7
Reuse & Exit	4929	788	924	207	0
Exemption & Violation	18261	873	323	1112	0

Notes

1. Fee for Fastag vehicles passing two toll plazas, is collected at two plazas in few cases and therefore section wise traffic details will not be available at one plaza for same.
2. All Non-tollable traffic could not be recorded/reported due to unavailability of adequate Lanes & systems. Non-Tollable count includes Reuse of daily/return/monthly pass, exit trips, exemption and violations.
3. Reporting (FASTag/Cash/Card) - 12:00:00 AM to 11:59:59 PM.
4. Fastag Collection is net of Acquiring Bank Charges
5. FASTag Debit Adjustment/Chargeback Received from Bank (Net)
6. Double user fee (from cash vehicles entering dedicated Fastag lane) collected from vehicles are reported separately (count and revenue). These are included in vehicle category wise count and revenue.
7. Annual FASTag pass w.e.f. 15 August 2025 as per directions of MP&L vide letter no MP&L/DIC/2025/676 dated August 14, 2025.



MONTHLY/DAILY FEE STATEMENT

Project Highway: National Highway NH-48

Day/Month: 19-Sep-2025

Sr. No.	Name of Toll Plaza Location	Chainage
National Highway NH-48 (from Km. 20+400 to 131+200)		
1	Somatne Phata	30+050

Type of Vehicle	For corresponding day/month of previous year 19-Sep-2024		For preceding day/month 18-Sep-2025		For the day/month reported upon 19-Sep-2025		
	No. of Vehicles	Fee collected (in Rs.)	No. of Vehicles	Fee collected (in Rs.)	Fee per Vehicle (in Rs.)	No. of Vehicles	Fee collected (in Rs.)
1	2	3	4	5	6	7	8
A-Car (Note-7)	9978	591283	10316	610263	Note-1	11518	664291
B-LCV	942	100490	1090	112848		1092	110964
C-Bus	1305	274972	1437	271118		1493	280898
D-Truck	0	0	0	0		0	0
E-Three-axle vehicle	0	0	0	0		0	0
F-Multi-axle Truck	1913	708969	1986	737303		2089	770254
G-Oversized vehicle	0	0	0	0		0	0
FASTag Debit Adjustment/ Chargeback Received from Bank (Net) (Note-5)	0	-82	0	1441	Note-5	0	952
H- Total	14138	1675632	14829	1732974		16192	1827359

Day/Month wise Opening Balance of Toll Collection & Traffic

Day	19
Month	9
Year	2025
Toll Depositing Bank	State Bank Of India
Bank Account No.	39177623786

Transaction Type	Car/Jeep Count	Total Car/ Jeep Amount (in Rs.)	Bus/Truck Count	Total Bus / Truck Amount (in Rs.)	LCV Count	Total LCV Amount (in Rs.)	MAV (Multi Axle Vehicle Count)	Total MAV (Multi Axle Vehicle) Amount (in Rs.)	Three Axle Count	Three Axle Count Amount (in Rs.)	FASTag Debit Adjustment/ Chargeback Received from Bank (Net)
1	2	3	4	5	8	9	10	11	12	13	Note-5
Single Journey	6987	327472	1125	187573	682	58462	1936	688212	0	0	952
Monthly Pass Sales	0	0	0	0	0	0	0	0	0	0	0
Daily Pass Sales	3915	278821	347	86395	387	48683	149	79202	0	0	0
Local Pass Sales	0	0	0	0	0	0	0	0	0	0	0
Return Pass Sales	0	0	0	0	0	0	0	0	0	0	0
Double User Fee (FASTag Lane Violation) (Note-6)	616	57998	21	6930	23	3818	4	2840	0	0	0

Traffic and Revenue Receivable (Annual Pass - Note 7)		
Transaction Type	Car/Jeep Count	Total Car/ Jeep Amount (in Rs.)
1	2	3
Annual Pass	775	0

Total Non-Tollable Traffic Count Entry Details (Note-2)					
Transaction Type	Car/Jeep Count	Bus/Truck Count	LCV Count	MAV (Multi Axle Vehicle Count)	Three Axle Count
1	2	3	5	6	7
Reuse & Exit	4760	777	874	196	0
Exemption & Violation	16813	857	387	1226	0

Notes

1. Fee for Fastag vehicles passing two toll plazas, is collected at two plazas in few cases and therefore section wise traffic details will not be available at one plaza for same.
2. All Non-tollable traffic could not be recorded/reported due to unavailability of adequate Lanes & systems. Non-Tollable count includes Reuse of daily/return/monthly pass, exit trips, exemption and violations.
3. Reporting (FASTag/Cash/Card) - 12:00:00 AM to 11:59:59 PM.
4. Fastag Collection is net of Acquiring Bank Charges
5. FASTag Debit Adjustment/Chargeback Received from Bank (Net)
6. Double user fee (from cash vehicles entering dedicated Fastag lane) collected from vehicles are reported separately (count and revenue). These are included in vehicle category wise count and revenue.
7. Annual FASTag pass w.e.f. 15 August 2025 as per directions of MPEL vide letter no MPEL/DIC/2025/676 dated August 14, 2025.



MONTHLY/DAILY FEE STATEMENT

Project Highway: National Highway NH-48

Day/Month: 20-Sep-2025

Sr. No.	Name of Toll Plaza Location	Chainage
National Highway NH-48 (from Km. 20+400 to 131+200)		
1	Somatne Phata	30+050

Type of Vehicle	For corresponding day/month of previous year 20-Sep-2024		For preceding day/month 19-Sep-2025		For the day/month reported upon 20-Sep-2025		
	No. of Vehicles	Fee collected (in Rs.)	No. of Vehicles	Fee collected (in Rs.)	Fee per Vehicle (in Rs.)	No. of Vehicles	Fee collected (in Rs.)
1	2	3	4	5	6	7	8
A-Car (Note-7)	10735	628038	11518	664291	Note-1	13107	757889
B-LCV	969	104620	1092	110964		1080	108059
C-Bus	1408	276487	1493	280898		1371	261000
D-Truck	0	0	0	0		0	0
E-Three-axle vehicle	0	0	0	0		0	0
F-Multi-axle Truck	1932	709550	2089	770254		2177	808652
G-Oversized vehicle	0	0	0	0		0	0
FASTag Debit Adjustment/ Chargeback Received from Bank (Net) (Note-5)	0	750	0	952	Note-5	0	0
H- Total	15044	1719445	16192	1827359		17735	1935601

Day/Month wise Opening Balance of Toll Collection & Traffic

Day	20
Month	9
Year	2025
Toll Depositing Bank	State Bank Of India
Bank Account No.	39177623786

Transaction Type	Car/Jeep Count	Total Car/ Jeep Amount (in Rs.)	Bus/Truck Count	Total Bus / Truck Amount (in Rs.)	LCV Count	Total LCV Amount (in Rs.)	MAV (Multi Axle Vehicle Count)	Total MAV (Multi Axle Vehicle) Amount (in Rs.)	Three Axle Count	Three Axle Count Amount (in Rs.)	FASTag Debit Adjustment/ Chargeback Received from Bank (Net)
1	2	3	4	5	8	9	10	11	12	13	Note-5
Single Journey	7923	373051	994	165450	707	60198	1993	708883	0	0	0
Monthly Pass Sales	0	0	0	0	0	0	0	0	0	0	0
Daily Pass Sales	4511	321483	360	89941	350	44043	174	92669	0	0	0
Local Pass Sales	0	0	0	0	0	0	0	0	0	0	0
Return Pass Sales	0	0	0	0	0	0	0	0	0	0	0
Double User Fee (FASTag Lane Violation) (Note-6)	673	63356	17	5610	23	3818	10	7100	0	0	0

Traffic and Revenue Receivable (Annual Pass - Note 7)		
Transaction Type	Car/Jeep Count	Total Car/ Jeep Amount (in Rs.)
1	2	3
Annual Pass	795	0

Total Non-Tollable Traffic Count Entry Details (Note-2)					
Transaction Type	Car/Jeep Count	Bus/Truck Count	LCV Count	MAV (Multi Axle Vehicle Count)	Three Axle Count
1	2	3	5	6	7
Reuse & Exit	5242	750	728	198	0
Exemption & Violation	18298	817	327	1142	0

Notes

1. Fee for Fastag vehicles passing two toll plazas, is collected at two plazas in few cases and therefore section wise traffic details will not be available at one plaza for same.
2. All Non-tollable traffic could not be recorded/reported due to unavailability of adequate Lanes & systems. Non-Tollable count includes Reuse of daily/return/monthly pass, exit trips, exemption and violations.
3. Reporting (FASTag/Cash/Card) - 12:00:00 AM to 11:59:59 PM.
4. Fastag Collection is net of Acquiring Bank Charges
5. FASTag Debit Adjustment/Chargeback Received from Bank (Net)
6. Double user fee (from cash vehicles entering dedicated Fastag lane) collected from vehicles are reported separately (count and revenue). These are included in vehicle category wise count and revenue.
7. Annual FASTag pass w.e.f. 15 August 2025 as per directions of MPEL vide letter no MPEL/DIC/2025/676 dated August 14, 2025.



MONTHLY/DAILY FEE STATEMENT

Project Highway: National Highway NH-48

Day/Month: 21-Sep-2025

Sr. No.	Name of Toll Plaza Location	Chainage
National Highway NH-48 (from Km. 20+400 to 131+200)		
1	Somatne Phata	30+050

Type of Vehicle	For corresponding day/month of previous year 21-Sep-2024		For preceding day/month 20-Sep-2025		For the day/month reported upon 21-Sep-2025		
	No. of Vehicles	Fee collected (in Rs.)	No. of Vehicles	Fee collected (in Rs.)	Fee per Vehicle (in Rs.)	No. of Vehicles	Fee collected (in Rs.)
1	2	3	4	5	6	7	8
A-Car (Note-7)	12675	736731	13107	757889	Note-1	12371	728433
B-LCV	930	127028	1080	108059		674	66081
C-Bus	1369	288572	1371	261000		1079	201062
D-Truck	0	0	0	0		0	0
E-Three-axle vehicle	0	0	0	0		0	0
F-Multi-axle Truck	1805	671275	2177	808652		1793	653785
G-Oversized vehicle	0	0	0	0		0	0
FASTag Debit Adjustment/ Chargeback Received from Bank (Net) (Note-5)	0	752	0	0	Note-5	0	946
H- Total	16779	1824357	17735	1935601		15917	1650307

Day/Month wise Opening Balance of Toll Collection & Traffic

Day	21
Month	9
Year	2025
Toll Depositing Bank	State Bank Of India
Bank Account No.	39177623786

Transaction Type	Car/Jeep Count	Total Car/ Jeep Amount (in Rs.)	Bus/Truck Count	Total Bus / Truck Amount (in Rs.)	LCV Count	Total LCV Amount (in Rs.)	MAV (Multi Axle Vehicle Count)	Total MAV (Multi Axle Vehicle) Amount (in Rs.)	Three Axle Count	Three Axle Count Amount (in Rs.)	FASTag Debit Adjustment/ Chargeback Received from Bank (Net)
1	2	3	4	5	8	9	10	11	12	13	Note-5
Single Journey	7126	336681	839	139427	472	39973	1707	607000	0	0	946
Monthly Pass Sales	1	359	0	0	0	0	0	0	0	0	0
Daily Pass Sales	4428	313531	222	55695	190	24116	80	42525	0	0	0
Local Pass Sales	0	0	0	0	0	0	0	0	0	0	0
Return Pass Sales	0	0	0	0	0	0	0	0	0	0	0
Double User Fee (FASTag Lane Violation) (Note-6)	816	77862	18	5940	12	1992	6	4260	0	0	0

Traffic and Revenue Receivable (Annual Pass - Note 7)		
Transaction Type	Car/Jeep Count	Total Car/ Jeep Amount (in Rs.)
1	2	3
Annual Pass	703	0

Total Non-Tollable Traffic Count Entry Details (Note-2)					
Transaction Type	Car/Jeep Count	Bus/Truck Count	LCV Count	MAV (Multi Axle Vehicle Count)	Three Axle Count
1	2	3	5	6	7
Reuse & Exit	4903	424	442	90	0
Exemption & Violation	17648	503	191	673	0

Notes

1. Fee for Fastag vehicles passing two toll plazas, is collected at two plazas in few cases and therefore section wise traffic details will not be available at one plaza for same.
2. All Non-tollable traffic could not be recorded/reported due to unavailability of adequate Lanes & systems. Non-Tollable count includes Reuse of daily/return/monthly pass, exit trips, exemption and violations.
3. Reporting (FASTag/Cash/Card) - 12:00:00 AM to 11:59:59 PM.
4. Fastag Collection is net of Acquiring Bank Charges
5. FASTag Debit Adjustment/Chargeback Received from Bank (Net)
6. Double user fee (from cash vehicles entering dedicated Fastag lane) collected from vehicles are reported separately (count and revenue). These are included in vehicle category wise count and revenue.
7. Annual FASTag pass w.e.f. 15 August 2025 as per directions of MPEL vide letter no MPEL/DIC/2025/676 dated August 14, 2025.



MONTHLY/DAILY FEE STATEMENT

Project Highway: National Highway NH-48

Day/Month: 22-Sep-2025

Sr. No.	Name of Toll Plaza Location	Chainage
National Highway NH-48 (from Km. 20+400 to 131+200)		
1	Somatne Phata	30+050

Type of Vehicle	For corresponding day/month of previous year 22-Sep-2024		For preceding day/month 21-Sep-2025		For the day/month reported upon 22-Sep-2025		
	No. of Vehicles	Fee collected (in Rs.)	No. of Vehicles	Fee collected (in Rs.)	Fee per Vehicle (in Rs.)	No. of Vehicles	Fee collected (in Rs.)
1	2	3	4	5	6	7	8
A-Car (Note-7)	13068	770605	12371	728433	Note-1	9665	566483
B-LCV	626	61532	674	66081		962	97234
C-Bus	1071	202767	1079	201062		1210	229594
D-Truck	0	0	0	0		0	0
E-Three-axle vehicle	0	0	0	0		0	0
F-Multi-axle Truck	1591	583624	1793	653785		1840	682831
G-Oversized vehicle	0	0	0	0		0	0
FASTag Debit Adjustment/ Chargeback Received from Bank (Net) (Note-5)	0	-41	0	946	Note-5	0	1517
H- Total	16396	1618486	15917	1650307		13677	1577660

Day/Month wise Opening Balance of Toll Collection & Traffic

Day	22
Month	9
Year	2025
Toll Depositing Bank	State Bank Of India
Bank Account No.	39177623786

Transaction Type	Car/Jeep Count	Total Car/ Jeep Amount (in Rs.)	Bus/Truck Count	Total Bus / Truck Amount (in Rs.)	LCV Count	Total LCV Amount (in Rs.)	MAV (Multi Axle Vehicle Count)	Total MAV (Multi Axle Vehicle) Amount (in Rs.)	Three Axle Count	Three Axle Count Amount (in Rs.)	FASTag Debit Adjustment/ Chargeback Received from Bank (Net)
1	2	3	4	5	8	9	10	11	12	13	Note-5
Single Journey	5421	252688	883	146669	583	49254	1678	596183	0	0	1517
Monthly Pass Sales	0	0	0	0	0	0	0	0	0	0	0
Daily Pass Sales	3717	264257	313	78305	371	46653	159	84518	0	0	0
Local Pass Sales	0	0	0	0	0	0	0	0	0	0	0
Return Pass Sales	0	0	0	0	0	0	0	0	0	0	0
Double User Fee (FASTag Lane Violation) (Note-6)	527	49538	14	4620	8	1328	3	2130	0	0	0

Traffic and Revenue Receivable (Annual Pass - Note 7)		
Transaction Type	Car/Jeep Count	Total Car/ Jeep Amount (in Rs.)
1	2	3
Annual Pass	697	0

Total Non-Tollable Traffic Count Entry Details (Note-2)					
Transaction Type	Car/Jeep Count	Bus/Truck Count	LCV Count	MAV (Multi Axle Vehicle Count)	Three Axle Count
1	2	3	5	6	7
Reuse & Exit	4518	735	846	182	0
Exemption & Violation	20080	889	357	1306	0

- Notes**
1. Fee for Fastag vehicles passing two toll plazas, is collected at two plazas in few cases and therefore section wise traffic details will not be available at one plaza for same.
 2. All Non-tollable traffic could not be recorded/reported due to unavailability of adequate Lanes & systems. Non-Tollable count includes Reuse of daily/return/monthly pass, exit trips, exemption and violations.
 3. Reporting (FASTag/Cash/Card) - 12:00:00 AM to 11:59:59 PM.
 4. Fastag Collection is net of Acquiring Bank Charges
 5. FASTag Debit Adjustment/Chargeback Received from Bank (Net)
 6. Double user fee (from cash vehicles entering dedicated Fastag lane) collected from vehicles are reported separately (count and revenue). These are included in vehicle category wise count and revenue.
 7. Annual FASTag pass w.e.f. 15 August 2025 as per directions of MPEL vide letter no MPEL/DIC/2025/676 dated August 14, 2025.



MONTHLY/DAILY FEE STATEMENT

Project Highway: National Highway NH-48

Day/Month: 23-Sep-2025

Sr. No.	Name of Toll Plaza Location	Chainage
National Highway NH-48 (from Km. 20+400 to 131+200)		
1	Somatne Phata	30+050

Type of Vehicle	For corresponding day/month of previous year 23-Sep-2024		For preceding day/month 22-Sep-2025		For the day/month reported upon 23-Sep-2025		
	No. of Vehicles	Fee collected (in Rs.)	No. of Vehicles	Fee collected (in Rs.)	Fee per Vehicle (in Rs.)	No. of Vehicles	Fee collected (in Rs.)
1	2	3	4	5	6	7	8
A-Car (Note-7)	9807	578010	9665	566483	Note-1	9971	593621
B-LCV	817	84536	962	97234		1092	110026
C-Bus	1208	234787	1210	229594		1382	260024
D-Truck	0	0	0	0		0	0
E-Three-axle vehicle	0	0	0	0		0	0
F-Multi-axle Truck	1713	636485	1840	682831		1919	714037
G-Oversized vehicle	0	0	0	0		0	0
FASTag Debit Adjustment/ Chargeback Received from Bank (Net) (Note-5)	0	-164	0	1517	Note-5	0	1331
H- Total	13545	1533655	13677	1577660		14364	1679039

Day/Month wise Opening Balance of Toll Collection & Traffic

Day	23
Month	9
Year	2025
Toll Depositing Bank	State Bank Of India
Bank Account No.	39177623786

Transaction Type	Car/Jeep Count	Total Car/ Jeep Amount (in Rs.)	Bus/Truck Count	Total Bus / Truck Amount (in Rs.)	LCV Count	Total LCV Amount (in Rs.)	MAV (Multi Axle Vehicle Count)	Total MAV (Multi Axle Vehicle) Amount (in Rs.)	Three Axle Count	Three Axle Count Amount (in Rs.)	FASTag Debit Adjustment/ Chargeback Received from Bank (Net)
1	2	3	4	5	8	9	10	11	12	13	Note-5
Single Journey	5273	245705	1032	171651	673	56906	1759	627382	0	0	1331
Monthly Pass Sales	0	0	0	0	0	0	0	0	0	0	0
Daily Pass Sales	4128	294147	337	84083	413	52124	151	80265	0	0	0
Local Pass Sales	0	0	0	0	0	0	0	0	0	0	0
Return Pass Sales	0	0	0	0	0	0	0	0	0	0	0
Double User Fee (FASTag Lane Violation) (Note-6)	570	53768	13	4290	6	996	9	6390	0	0	0

Traffic and Revenue Receivable (Annual Pass - Note 7)		
Transaction Type	Car/Jeep Count	Total Car/ Jeep Amount (in Rs.)
1	2	3
Annual Pass	688	0

Total Non-Tollable Traffic Count Entry Details (Note-2)					
Transaction Type	Car/Jeep Count	Bus/Truck Count	LCV Count	MAV (Multi Axle Vehicle Count)	Three Axle Count
1	2	3	5	6	7
Reuse & Exit	5046	781	917	162	0
Exemption & Violation	20933	955	423	1469	0

Notes

1. Fee for Fastag vehicles passing two toll plazas, is collected at two plazas in few cases and therefore section wise traffic details will not be available at one plaza for same.
2. All Non-tollable traffic could not be recorded/reported due to unavailability of adequate Lanes & systems. Non-Tollable count includes Reuse of daily/return/monthly pass, exit trips, exemption and violations.
3. Reporting (FASTag/Cash/Card) - 12:00:00 AM to 11:59:59 PM.
4. Fastag Collection is net of Acquiring Bank Charges
5. FASTag Debit Adjustment/Chargeback Received from Bank (Net)
6. Double user fee (from cash vehicles entering dedicated Fastag lane) collected from vehicles are reported separately (count and revenue). These are included in vehicle category wise count and revenue.
7. Annual FASTag pass w.e.f. 15 August 2025 as per directions of MP&L vide letter no MP&L/DIC/2025/676 dated August 14, 2025.



MONTHLY/DAILY FEE STATEMENT

Project Highway: National Highway NH-48

Day/Month: 24-Sep-2025

Sr. No.	Name of Toll Plaza Location	Chainage
National Highway NH-48 (from Km. 20+400 to 131+200)		
1	Somatne Phata	30+050

Type of Vehicle	For corresponding day/month of previous year 24-Sep-2024		For preceding day/month 23-Sep-2025		For the day/month reported upon 24-Sep-2025		
	No. of Vehicles	Fee collected (in Rs.)	No. of Vehicles	Fee collected (in Rs.)	Fee per Vehicle (in Rs.)	No. of Vehicles	Fee collected (in Rs.)
1	2	3	4	5	6	7	8
A-Car (Note-7)	9883	587177	9971	593621	Note-1	10337	611638
B-LCV	906	93664	1092	110026		1107	113989
C-Bus	1323	256792	1382	260024		1396	263357
D-Truck	0	0	0	0		0	0
E-Three-axle vehicle	0	0	0	0		0	0
F-Multi-axle Truck	1802	673295	1919	714037		2060	761757
G-Oversized vehicle	0	0	0	0		0	0
FASTag Debit Adjustment/ Chargeback Received from Bank (Net) (Note-5)	0	566	0	1331	Note-5	0	1390
H- Total	13914	1611493	14364	1679039		14900	1752130

Day/Month wise Opening Balance of Toll Collection & Traffic

Day	24
Month	9
Year	2025
Toll Depositing Bank	State Bank Of India
Bank Account No.	39177623786


Transaction Type	Car/Jeep Count	Total Car/ Jeep Amount (in Rs.)	Bus/Truck Count	Total Bus / Truck Amount (in Rs.)	LCV Count	Total LCV Amount (in Rs.)	MAV (Multi Axle Vehicle Count)	Total MAV (Multi Axle Vehicle) Amount (in Rs.)	Three Axle Count	Three Axle Count Amount (in Rs.)	FASTag Debit Adjustment/ Chargeback Received from Bank (Net)
1	2	3	4	5	8	9	10	11	12	13	Note-5
Single Journey	5696	266724	1045	174244	652	56228	1914	682900	0	0	1390
Monthly Pass Sales	0	0	0	0	0	0	0	0	0	0	0
Daily Pass Sales	4050	288860	336	84163	441	55436	139	73886	0	0	0
Local Pass Sales	0	0	0	0	0	0	0	0	0	0	0
Return Pass Sales	0	0	0	0	0	0	0	0	0	0	0
Double User Fee (FASTag Lane Violation) (Note-6)	591	56054	15	4950	14	2324	7	4970	0	0	0

Traffic and Revenue Receivable (Annual Pass - Note 7)		
Transaction Type	Car/Jeep Count	Total Car/ Jeep Amount (in Rs.)
1	2	3
Annual Pass	670	0

Total Non-Tollable Traffic Count Entry Details (Note-2)					
Transaction Type	Car/Jeep Count	Bus/Truck Count	LCV Count	MAV (Multi Axle Vehicle Count)	Three Axle Count
1	2	3	5	6	7
Reuse & Exit	4963	790	968	173	0
Exemption & Violation	20493	933	426	1522	0

Notes

1. Fee for Fastag vehicles passing two toll plazas, is collected at two plazas in few cases and therefore section wise traffic details will not be available at one plaza for same.
2. All Non-tollable traffic could not be recorded/reported due to unavailability of adequate Lanes & systems. Non-Tollable count includes Reuse of daily/return/monthly pass, exit trips, exemption and violations.
3. Reporting (FASTag/Cash/Card) - 12:00:00 AM to 11:59:59 PM.
4. Fastag Collection is net of Acquiring Bank Charges
5. FASTag Debit Adjustment/Chargeback Received from Bank (Net)
6. Double user fee (from cash vehicles entering dedicated Fastag lane) collected from vehicles are reported separately (count and revenue). These are included in vehicle category wise count and revenue.
7. Annual FASTag pass w.e.f. 15 August 2025 as per directions of MPEL vide letter no MPEL/DIC/2025/676 dated August 14, 2025.



MONTHLY/DAILY FEE STATEMENT

Project Highway: National Highway NH-48

Day/Month: 25-Sep-2025

Sr. No.	Name of Toll Plaza Location	Chainage
National Highway NH-48 (from Km. 20+400 to 131+200)		
1	Somatne Phata	30+050

Type of Vehicle	For corresponding day/month of previous year 25-Sep-2024		For preceding day/month 24-Sep-2025		For the day/month reported upon 25-Sep-2025		
	No. of Vehicles	Fee collected (in Rs.)	No. of Vehicles	Fee collected (in Rs.)	Fee per Vehicle (in Rs.)	No. of Vehicles	Fee collected (in Rs.)
1	2	3	4	5	6	7	8
A-Car (Note-7)	9520	571851	10337	611638	Note-1	10362	618356
B-LCV	937	94763	1107	113989		1083	110929
C-Bus	1315	250327	1396	263357		1395	266940
D-Truck	0	0	0	0		0	0
E-Three-axle vehicle	0	0	0	0		0	0
F-Multi-axle Truck	1653	613111	2060	761757		1987	706136
G-Oversized vehicle	0	0	0	0		0	0
FASTag Debit Adjustment/ Chargeback Received from Bank (Net) (Note-5)	0	498	0	1390	Note-5	0	1151
H- Total	13425	1530551	14900	1752130		14827	1703513

Day/Month wise Opening Balance of Toll Collection & Traffic

Day	25
Month	9
Year	2025
Toll Depositing Bank	State Bank Of India
Bank Account No.	39177623786

Transaction Type	Car/Jeep Count	Total Car/ Jeep Amount (in Rs.)	Bus/Truck Count	Total Bus / Truck Amount (in Rs.)	LCV Count	Total LCV Amount (in Rs.)	MAV (Multi Axle Vehicle Count)	Total MAV (Multi Axle Vehicle) Amount (in Rs.)	Three Axle Count	Three Axle Count Amount (in Rs.)	FASTag Debit Adjustment/ Chargeback Received from Bank (Net)
1	2	3	4	5	8	9	10	11	12	13	Note-5
Single Journey	5474	255425	1005	167261	641	54702	1660	592127	0	0	1151
Monthly Pass Sales	0	0	0	0	0	0	171	29480	0	0	0
Daily Pass Sales	4272	304933	357	88789	423	53073	147	78139	0	0	0
Local Pass Sales	0	0	0	0	0	0	0	0	0	0	0
Return Pass Sales	0	0	0	0	0	0	0	0	0	0	0
Double User Fee (FASTag Lane Violation) (Note-6)	616	57998	33	10890	19	3154	9	6390	0	0	0

Traffic and Revenue Receivable (Annual Pass - Note 7)		
Transaction Type	Car/Jeep Count	Total Car/ Jeep Amount (in Rs.)
1	2	3
Annual Pass	782	0

Total Non-Tollable Traffic Count Entry Details (Note-2)					
Transaction Type	Car/Jeep Count	Bus/Truck Count	LCV Count	MAV (Multi Axle Vehicle Count)	Three Axle Count
1	2	3	5	6	7
Reuse & Exit	5117	800	919	179	0
Exemption & Violation	20143	978	427	1494	0

Notes

1. Fee for Fastag vehicles passing two toll plazas, is collected at two plazas in few cases and therefore section wise traffic details will not be available at one plaza for same.
2. All Non-tollable traffic could not be recorded/reported due to unavailability of adequate Lanes & systems. Non-Tollable count includes Reuse of daily/return/monthly pass, exit trips, exemption and violations.
3. Reporting (FASTag/Cash/Card) - 12:00:00 AM to 11:59:59 PM.
4. Fastag Collection is net of Acquiring Bank Charges
5. FASTag Debit Adjustment/Chargeback Received from Bank (Net)
6. Double user fee (from cash vehicles entering dedicated Fastag lane) collected from vehicles are reported separately (count and revenue). These are included in vehicle category wise count and revenue.
7. Annual FASTag pass w.e.f. 15 August 2025 as per directions of MPEL vide letter no MPEL/DIC/2025/676 dated August 14, 2025.



MONTHLY/DAILY FEE STATEMENT

Project Highway: National Highway NH-48

Day/Month: 26-Sep-2025

Sr. No.	Name of Toll Plaza Location	Chainage
National Highway NH-48 (from Km. 20+400 to 131+200)		
1	Somatne Phata	30+050

Type of Vehicle	For corresponding day/month of previous year 26-Sep-2024		For preceding day/month 25-Sep-2025		For the day/month reported upon 26-Sep-2025		
	No. of Vehicles	Fee collected (in Rs.)	No. of Vehicles	Fee collected (in Rs.)	Fee per Vehicle (in Rs.)	No. of Vehicles	Fee collected (in Rs.)
1	2	3	4	5	6	7	8
A-Car (Note-7)	9462	566727	10362	618356	Note-1	10967	646477
B-LCV	871	93275	1083	110929		1157	117796
C-Bus	1279	248882	1395	266940		1494	281641
D-Truck	0	0	0	0		0	0
E-Three-axle vehicle	0	0	0	0		0	0
F-Multi-axle Truck	1869	702539	1987	706136		2450	908595
G-Oversized vehicle	0	0	0	0		0	0
FASTag Debit Adjustment/ Chargeback Received from Bank (Net) (Note-5)	0	747	0	1151	Note-5	0	1462
H- Total	13481	1612170	14827	1703513		16068	1955971

Day/Month wise Opening Balance of Toll Collection & Traffic

Day	26
Month	9
Year	2025
Toll Depositing Bank	State Bank Of India
Bank Account No.	39177623786


Transaction Type	Car/Jeep Count	Total Car/ Jeep Amount (in Rs.)	Bus/Truck Count	Total Bus / Truck Amount (in Rs.)	LCV Count	Total LCV Amount (in Rs.)	MAV (Multi Axle Vehicle Count)	Total MAV (Multi Axle Vehicle) Amount (in Rs.)	Three Axle Count	Three Axle Count Amount (in Rs.)	FASTag Debit Adjustment/ Chargeback Received from Bank (Net)
1	2	3	4	5	8	9	10	11	12	13	Note-5
Single Journey	6080	285614	1115	185595	707	60282	2257	804220	0	0	1462
Monthly Pass Sales	1	719	0	0	0	0	0	0	0	0	0
Daily Pass Sales	4308	305625	361	90106	434	54692	184	97985	0	0	0
Local Pass Sales	0	0	0	0	0	0	0	0	0	0	0
Return Pass Sales	0	0	0	0	0	0	0	0	0	0	0
Double User Fee (FASTag Lane Violation) (Note-6)	578	54520	18	5940	16	2822	9	6390	0	0	0

Traffic and Revenue Receivable (Annual Pass - Note 7)		
Transaction Type	Car/Jeep Count	Total Car/ Jeep Amount (in Rs.)
1	2	3
Annual Pass	740	0

Total Non-Tollable Traffic Count Entry Details (Note-2)					
Transaction Type	Car/Jeep Count	Bus/Truck Count	LCV Count	MAV (Multi Axle Vehicle Count)	Three Axle Count
1	2	3	5	6	7
Reuse & Exit	5144	793	935	216	0
Exemption & Violation	20743	922	385	1495	0

Notes

1. Fee for Fastag vehicles passing two toll plazas, is collected at two plazas in few cases and therefore section wise traffic details will not be available at one plaza for same.
2. All Non-tollable traffic could not be recorded/reported due to unavailability of adequate Lanes & systems. Non-Tollable count includes Reuse of daily/return/monthly pass, exit trips, exemption and violations.
3. Reporting (FASTag/Cash/Card) - 12:00:00 AM to 11:59:59 PM.
4. Fastag Collection is net of Acquiring Bank Charges
5. FASTag Debit Adjustment/Chargeback Received from Bank (Net)
6. Double user fee (from cash vehicles entering dedicated Fastag lane) collected from vehicles are reported separately (count and revenue). These are included in vehicle category wise count and revenue.
7. Annual FASTag pass w.e.f. 15 August 2025 as per directions of MPEL vide letter no MPEL/DIC/2025/676 dated August 14, 2025.



MONTHLY/DAILY FEE STATEMENT

Project Highway: National Highway NH-48

Day/Month: 27-Sep-2025

Sr. No.	Name of Toll Plaza Location	Chainage
National Highway NH-48 (from Km. 20+400 to 131+200)		
1	Somatne Phata	30+050

Type of Vehicle	For corresponding day/month of previous year 27-Sep-2024		For preceding day/month 26-Sep-2025		For the day/month reported upon 27-Sep-2025		
	No. of Vehicles	Fee collected (in Rs.)	No. of Vehicles	Fee collected (in Rs.)	Fee per Vehicle (in Rs.)	No. of Vehicles	Fee collected (in Rs.)
1	2	3	4	5	6	7	8
A-Car (Note-7)	10538	628042	10967	646477	Note-1	12756	747675
B-LCV	922	101307	1157	117796		1014	101094
C-Bus	1320	270564	1494	281641		1474	281911
D-Truck	0	0	0	0		0	0
E-Three-axle vehicle	0	0	0	0		0	0
F-Multi-axle Truck	1880	726153	2450	908595		2244	831331
G-Oversized vehicle	0	0	0	0		0	0
FASTag Debit Adjustment/ Chargeback Received from Bank (Net) (Note-5)	0	399	0	1462	Note-5	0	-62
H- Total	14660	1726465	16068	1955971		17488	1961950

Day/Month wise Opening Balance of Toll Collection & Traffic


Day	27
Month	9
Year	2025
Toll Depositing Bank	State Bank Of India
Bank Account No.	39177623786

Transaction Type	Car/Jeep Count	Total Car/ Jeep Amount (in Rs.)	Bus/Truck Count	Total Bus / Truck Amount (in Rs.)	LCV Count	Total LCV Amount (in Rs.)	MAV (Multi Axle Vehicle Count)	Total MAV (Multi Axle Vehicle) Amount (in Rs.)	Three Axle Count	Three Axle Count Amount (in Rs.)	FASTag Debit Adjustment/ Chargeback Received from Bank (Net)
1	2	3	4	5	8	9	10	11	12	13	Note-5
Single Journey	7442	350368	1058	175882	663	56469	2072	738833	0	0	-62
Monthly Pass Sales	4	2156	0	0	0	0	0	0	0	0	0
Daily Pass Sales	4567	324997	390	97449	335	41969	167	88948	0	0	0
Local Pass Sales	0	0	0	0	0	0	0	0	0	0	0
Return Pass Sales	0	0	0	0	0	0	0	0	0	0	0
Double User Fee (FASTag Lane Violation) (Note-6)	743	70154	26	8580	16	2656	5	3550	0	0	0

Traffic and Revenue Receivable (Annual Pass - Note 7)		
Transaction Type	Car/Jeep Count	Total Car/ Jeep Amount (in Rs.)
1	2	3
Annual Pass	845	0

Total Non-Tollable Traffic Count Entry Details (Note-2)					
Transaction Type	Car/Jeep Count	Bus/Truck Count	LCV Count	MAV (Multi Axle Vehicle Count)	Three Axle Count
1	2	3	5	6	7
Reuse & Exit	5281	784	715	206	0
Exemption & Violation	21008	791	333	1266	0

- Notes**
1. Fee for Fastag vehicles passing two toll plazas, is collected at two plazas in few cases and therefore section wise traffic details will not be available at one plaza for same.
 2. All Non-tollable traffic could not be recorded/reported due to unavailability of adequate Lanes & systems. Non-Tollable count includes Reuse of daily/return/monthly pass, exit trips, exemption and violations.
 3. Reporting (FASTag/Cash/Card) - 12:00:00 AM to 11:59:59 PM.
 4. Fastag Collection is net of Acquiring Bank Charges
 5. FASTag Debit Adjustment/Chargeback Received from Bank (Net)
 6. Double user fee (from cash vehicles entering dedicated Fastag lane) collected from vehicles are reported separately (count and revenue). These are included in vehicle category wise count and revenue.
 7. Annual FASTag pass w.e.f. 15 August 2025 as per directions of MPEL vide letter no MPEL/DIC/2025/676 dated August 14, 2025.



MONTHLY/DAILY FEE STATEMENT

Project Highway: National Highway NH-48

Day/Month: 28-Sep-2025

Sr. No.	Name of Toll Plaza Location	Chainage
National Highway NH-48 (from Km. 20+400 to 131+200)		
1	Somatne Phata	30+050

Type of Vehicle	For corresponding day/month of previous year 28-Sep-2024		For preceding day/month 27-Sep-2025		For the day/month reported upon 28-Sep-2025		
	No. of Vehicles	Fee collected (in Rs.)	No. of Vehicles	Fee collected (in Rs.)	Fee per Vehicle (in Rs.)	No. of Vehicles	Fee collected (in Rs.)
1	2	3	4	5	6	7	8
A-Car (Note-7)	13256	781239	12756	747675	Note-1	11293	672846
B-LCV	1000	205925	1014	101094		754	73550
C-Bus	1347	286277	1474	281911		1141	215838
D-Truck	0	0	0	0		0	0
E-Three-axle vehicle	0	0	0	0		0	0
F-Multi-axle Truck	1890	705306	2244	831331		1861	681014
G-Oversized vehicle	0	0	0	0		0	0
FASTag Debit Adjustment/ Chargeback Received from Bank (Net) (Note-5)	0	90	0	-62	Note-5	0	0
H- Total	17493	1978836	17488	1961950		15049	1643249

Day/Month wise Opening Balance of Toll Collection & Traffic

Day	28
Month	9
Year	2025
Toll Depositing Bank	State Bank Of India
Bank Account No.	39177623786

Transaction Type	Car/Jeep Count	Total Car/ Jeep Amount (in Rs.)	Bus/Truck Count	Total Bus / Truck Amount (in Rs.)	LCV Count	Total LCV Amount (in Rs.)	MAV (Multi Axle Vehicle Count)	Total MAV (Multi Axle Vehicle) Amount (in Rs.)	Three Axle Count	Three Axle Count Amount (in Rs.)	FASTag Debit Adjustment/ Chargeback Received from Bank (Net)
1	2	3	4	5	8	9	10	11	12	13	Note-5
Single Journey	6103	286451	885	146782	532	44916	1757	625732	0	0	0
Monthly Pass Sales	0	0	1	4941	0	0	0	0	0	0	0
Daily Pass Sales	4376	309691	247	61475	202	25314	104	55282	0	0	0
Local Pass Sales	0	0	0	0	0	0	0	0	0	0	0
Return Pass Sales	0	0	0	0	0	0	0	0	0	0	0
Double User Fee (FASTag Lane Violation) (Note-6)	814	76704	8	2640	20	3320	0	0	0	0	0

Traffic and Revenue Receivable (Annual Pass - Note 7)		
Transaction Type	Car/Jeep Count	Total Car/ Jeep Amount (in Rs.)
1	2	3
Annual Pass	627	0

Total Non-Tollable Traffic Count Entry Details (Note-2)					
Transaction Type	Car/Jeep Count	Bus/Truck Count	LCV Count	MAV (Multi Axle Vehicle Count)	Three Axle Count
1	2	3	5	6	7
Reuse & Exit	4859	499	469	110	0
Exemption & Violation	19629	661	227	458	0



Notes

1. Fee for Fastag vehicles passing two toll plazas, is collected at two plazas in few cases and therefore section wise traffic details will not be available at one plaza for same.
2. All Non-tollable traffic could not be recorded/reported due to unavailability of adequate Lanes & systems. Non-Tollable count includes Reuse of daily/return/monthly pass, exit trips, exemption and violations.
3. Reporting (FASTag/Cash/Card) - 12:00:00 AM to 11:59:59 PM.
4. Fastag Collection is net of Acquiring Bank Charges
5. FASTag Debit Adjustment/Chargeback Received from Bank (Net)
6. Double user fee (from cash vehicles entering dedicated Fastag lane) collected from vehicles are reported separately (count and revenue). These are included in vehicle category wise count and revenue.
7. Annual FASTag pass w.e.f. 15 August 2025 as per directions of MPEL vide letter no MPEL/DIC/2025/676 dated August 14, 2025.

MONTHLY/DAILY FEE STATEMENT

Project Highway: National Highway NH-48

Day/Month: 29-Sep-2025

Sr. No.	Name of Toll Plaza Location	Chainage
National Highway NH-48 (from Km. 20+400 to 131+200)		
1	Somatne Phata	30+050

Type of Vehicle	For corresponding day/month of previous year 29-Sep-2024		For preceding day/month 28-Sep-2025		For the day/month reported upon 29-Sep-2025		
	No. of Vehicles	Fee collected (in Rs.)	No. of Vehicles	Fee collected (in Rs.)	Fee per Vehicle (in Rs.)	No. of Vehicles	Fee collected (in Rs.)
1	2	3	4	5	6	7	8
A-Car (Note-7)	13416	795949	11293	672846	Note-1	10072	607834
B-LCV	701	69400	754	73550		1053	123173
C-Bus	1145	216671	1141	215838		1305	279994
D-Truck	0	0	0	0		0	0
E-Three-axle vehicle	0	0	0	0		0	0
F-Multi-axle Truck	1756	645887	1861	681014		1942	716695
G-Oversized vehicle	0	0	0	0		0	0
FASTag Debit Adjustment/ Chargeback Received from Bank (Net) (Note-5)	0	0	0	0	Note-5	0	2703
H- Total	17018	1727907	15049	1643249		14372	1730399

Day/Month wise Opening Balance of Toll Collection & Traffic

Day	29
Month	9
Year	2025
Toll Depositing Bank	State Bank Of India
Bank Account No.	39177623786

Transaction Type	Car/Jeep Count	Total Car/ Jeep Amount (in Rs.)	Bus/Truck Count	Total Bus / Truck Amount (in Rs.)	LCV Count	Total LCV Amount (in Rs.)	MAV (Multi Axle Vehicle Count)	Total MAV (Multi Axle Vehicle) Amount (in Rs.)	Three Axle Count	Three Axle Count Amount (in Rs.)	FASTag Debit Adjustment/ Chargeback Received from Bank (Net)
1	2	3	4	5	8	9	10	11	12	13	Note-5
Single Journey	5511	256691	956	158520	648	54807	1799	639076	0	0	2703
Monthly Pass Sales	15	13117	7	34589	7	17399	0	0	0	0	0
Daily Pass Sales	3920	278589	325	81276	381	47979	134	71229	0	0	0
Local Pass Sales	0	0	0	0	0	0	0	0	0	0	0
Return Pass Sales	0	0	0	0	0	0	0	0	0	0	0
Double User Fee (FASTag Lane Violation) (Note-6)	626	59438	17	5610	17	2988	9	6390	0	0	0

Traffic and Revenue Receivable (Annual Pass - Note 7)		
Transaction Type	Car/Jeep Count	Total Car/ Jeep Amount (in Rs.)
1	2	3
Annual Pass	822	0

Total Non-Tollable Traffic Count Entry Details (Note-2)					
Transaction Type	Car/Jeep Count	Bus/Truck Count	LCV Count	MAV (Multi Axle Vehicle Count)	Three Axle Count
1	2	3	5	6	7
Reuse & Exit	4744	725	880	165	0
Exemption & Violation	22203	922	373	1314	0

- Notes**
1. Fee for Fastag vehicles passing two toll plazas, is collected at two plazas in few cases and therefore section wise traffic details will not be available at one plaza for same.
 2. All Non-tollable traffic could not be recorded/reported due to unavailability of adequate Lanes & systems. Non-Tollable count includes Reuse of daily/return/monthly pass, exit trips, exemption and violations.
 3. Reporting (FASTag/Cash/Card) - 12:00:00 AM to 11:59:59 PM.
 4. Fastag Collection is net of Acquiring Bank Charges
 5. FASTag Debit Adjustment/Chargeback Received from Bank (Net)
 6. Double user fee (from cash vehicles entering dedicated Fastag lane) collected from vehicles are reported separately (count and revenue). These are included in vehicle category wise count and revenue.
 7. Annual FASTag pass w.e.f. 15 August 2025 as per directions of MPEL vide letter no MPEL/DIC/2025/676 dated August 14, 2025.



MONTHLY/DAILY FEE STATEMENT

Project Highway: National Highway NH-48

Day/Month: 30-Sep-2025

Sr. No.	Name of Toll Plaza Location	Chainage
National Highway NH-48 (from Km. 20+400 to 131+200)		
1	Somatne Phata	30+050

Type of Vehicle	For corresponding day/month of previous year 30-Sep-2024		For preceding day/month 29-Sep-2025		For the day/month reported upon 30-Sep-2025		
	No. of Vehicles	Fee collected (in Rs.)	No. of Vehicles	Fee collected (in Rs.)	Fee per Vehicle (in Rs.)	No. of Vehicles	Fee collected (in Rs.)
1	2	3	4	5	6	7	8
A-Car (Note-7)	10355	633883	10072	607834	Note-1	9643	597084
B-LCV	924	105967	1053	123173		1226	284234
C-Bus	1314	260767	1305	279994		1450	383926
D-Truck	0	0	0	0		0	0
E-Three-axle vehicle	0	0	0	0		0	0
F-Multi-axle Truck	1747	673773	1942	716695		2054	778722
G-Oversized vehicle	0	0	0	0		0	0
FASTag Debit Adjustment/ Chargeback Received from Bank (Net) (Note-5)	0	0	0	2703	Note-5	0	1189
H- Total	14340	1674390	14372	1730399		14373	2045155

Day/Month wise Opening Balance of Toll Collection & Traffic

Day	30
Month	9
Year	2025
Toll Depositing Bank	State Bank Of India
Bank Account No.	39177623786

Transaction Type	Car/Jeep Count	Total Car/ Jeep Amount (in Rs.)	Bus/Truck Count	Total Bus / Truck Amount (in Rs.)	LCV Count	Total LCV Amount (in Rs.)	MAV (Multi Axle Vehicle Count)	Total MAV (Multi Axle Vehicle) Amount (in Rs.)	Three Axle Count	Three Axle Count Amount (in Rs.)	FASTag Debit Adjustment/ Chargeback Received from Bank (Net)
1	2	3	4	5	8	9	10	11	12	13	Note-5
Single Journey	5260	246210	1069	178954	713	60723	1881	670615	0	0	1189
Monthly Pass Sales	24	25455	21	113708	66	166535	2	15962	0	0	0
Daily Pass Sales	3749	267610	344	85652	433	54652	164	87175	0	0	0
Local Pass Sales	0	0	0	0	0	0	0	0	0	0	0
Return Pass Sales	0	0	0	0	0	0	0	0	0	0	0
Double User Fee (FASTag Lane Violation) (Note-6)	610	57810	16	5612	14	2324	7	4970	0	0	0

Traffic and Revenue Receivable (Annual Pass - Note 7)		
Transaction Type	Car/Jeep Count	Total Car/ Jeep Amount (in Rs.)
1	2	3
Annual Pass	764	0

Total Non-Tollable Traffic Count Entry Details (Note-2)					
Transaction Type	Car/Jeep Count	Bus/Truck Count	LCV Count	MAV (Multi Axle Vehicle Count)	Three Axle Count
1	2	3	5	6	7
Reuse & Exit	4611	764	931	205	0
Exemption & Violation	21466	894	356	1392	0

- Notes**
1. Fee for Fastag vehicles passing two toll plazas, is collected at two plazas in few cases and therefore section wise traffic details will not be available at one plaza for same.
 2. All Non-tollable traffic could not be recorded/reported due to unavailability of adequate Lanes & systems. Non-Tollable count includes Reuse of daily/return/monthly pass, exit trips, exemption and violations.
 3. Reporting (FASTag/Cash/Card) - 12:00:00 AM to 11:59:59 PM.
 4. Fastag Collection is net of Acquiring Bank Charges
 5. FASTag Debit Adjustment/Chargeback Received from Bank (Net)
 6. Double user fee (from cash vehicles entering dedicated Fastag lane) collected from vehicles are reported separately (count and revenue). These are included in vehicle category wise count and revenue.
 7. Annual FASTag pass w.e.f. 15 August 2025 as per directions of MPEL vide letter no MPEL/DIC/2025/676 dated August 14, 2025.



MONTHLY/DAILY FEE STATEMENT

Project Highway: National Highway NH-48

Day/Month: 01-Sep-2025

Sr. No.	Name of Toll Plaza Location	Chainage
1	National Highway NH-48 (from Km. 20+400 to 131+200)	60+050
	Varsoli	

Type of Vehicle	For corresponding day/month of previous year 1-Sep-2024		For preceding day/month 31-Aug-2025		For the day/month reported upon 1-Sep-2025		
	No. of Vehicles	Fee collected (in lakh Rs.)	No. of Vehicles	Fee collected (in lakh Rs.)	Fee per Vehicle (in Rs.)	No. of Vehicles	Fee collected (in lakh Rs.)
1	2	3	4	5	6	7	8
A-Car (Note-7)	8805	528815	7516	435978	Note-1	5721	337886
B-LCV	781	73821	841	77948		987	96745
C-Bus	1082	196208	1152	208641		1192	224717
D-Truck	0	0	0	0		0	0
E-Three-axle vehicle	0	0	0	0		0	0
F-Multi-axle Truck	2878	1077243	2797	1027451		2552	970035
G-Oversized vehicle	0	0	0	0		0	0
FASTag Debit Adjustment/ Chargeback Received from Bank (Net) (Note-5)	0	0	0	0	Note-5	0	1344
H- Total	13546	1876087	12306	1750019		10452	1630727

Day/Month wise Opening Balance of Toll Collection & Traffic

Day	1
Month	9
Year	2025
Toll Depositing Bank	State Bank Of India
Bank Account No.	39177623786

Transaction Type	Car/Jeep Count	Total Car/ Jeep Amount (in Rs.)	Bus/Truck Count	Total Bus / Truck Amount (in Rs.)	LCV Count	Total LCV Amount (in Rs.)	MAV (Multi Axle Vehicle Count)	Total MAV (Multi Axle Vehicle) Amount (in Rs.)	Three Axle Count	Three Axle Count Amount (in Rs.)	FASTag Debit Adjustment/ Chargeback Received from Bank (Net)
1	2	3	4	5	8	9	10	11	12	13	Note-5
Single Journey	3461	163607	908	150025	678	56622	2246	796870	0	0	1344
Monthly Pass Sales	2	5392	1	2490	1	1260	2	10680	0	0	0
Daily Pass Sales	1853	130630	259	64282	299	37369	299	158936	0	0	0
Local Pass Sales	0	0	0	0	0	0	0	0	0	0	0
Return Pass Sales	0	0	0	0	0	0	0	0	0	0	0
Double User Fee (FASTag Lane Violation) (Note-6)	405	38258	24	7920	9	1494	5	3550	0	0	0

Traffic and Revenue Receivable (Annual Pass - Note 7)		
Transaction Type	Car/Jeep Count	Total Car/ Jeep Amount (in Rs.)
1	2	3
Annual Pass	259	0

Total Non-Tollable Traffic Count Entry Details (Note-2)					
Transaction Type	Car/Jeep Count	Bus/Truck Count	LCV Count	MAV (Multi Axle Vehicle Count)	Three Axle Count
1	2	3	5	6	7
Reuse & Exit	1982	299	321	300	0
Exemption & Violation	8063	156	95	120	0

Notes

1. Fee for Fastag vehicles passing two toll plazas, is collected at two plazas in few cases and therefore section wise traffic details will not be available at one plaza for same.
2. All Non-tollable traffic could not be recorded/reported due to unavailability of adequate Lanes & systems. Non-Tollable count includes Reuse of daily/return/monthly pass, exit trips, exemption and violations.
3. Reporting (FASTag/Cash/Card) - 12:00:00 AM to 11:59:59 PM.
4. Fastag Collection is net of Acquiring Bank Charges
5. FASTag Debit Adjustment/Chargeback Received from Bank (Net)
6. Double user fee (from cash vehicles entering dedicated Fastag lane) collected from vehicles are reported separately (count and revenue). These are included in vehicle category wise count and revenue.
7. Annual FASTag pass w.e.f. 15 August 2025 as per directions of MPEL vide letter no MPEL/DIC/2025/676 dated August 14, 2025.



MONTHLY/DAILY FEE STATEMENT

Project Highway: National Highway NH-48

Day/Month: 02-Sep-2025

Sr. No.	Name of Toll Plaza Location	Chainage
1	Varsoli	60+050

Type of Vehicle	For corresponding day/month of previous year 2-Sep-2024		For preceding day/month 1-Sep-2025		For the day/month reported upon 2-Sep-2025		
	No. of Vehicles	Fee collected (in lakh Rs.)	No. of Vehicles	Fee collected (in lakh Rs.)	Fee per Vehicle (in Rs.)	No. of Vehicles	Fee collected (in lakh Rs.)
1	2	3	4	5	6	7	8
A-Car (Note-7)	5616	337393	5721	337886	Note-1	5237	306313
B-LCV	973	99359	987	96745		1090	104590
C-Bus	1097	203803	1192	224717		1257	236768
D-Truck	0	0	0	0		0	0
E-Three-axle vehicle	0	0	0	0		0	0
F-Multi-axle Truck	2594	984258	2552	970035		2904	1085867
G-Oversized vehicle	0	0	0	0		0	0
FASTag Debit Adjustment/ Chargeback Received from Bank (Net) (Note-5)	0	0	0	1344	Note-5	0	382
H- Total	10280	1624812	10452	1630727		10488	1733921

Day/Month wise Opening Balance of Toll Collection & Traffic

Day	2
Month	9
Year	2025
Toll Depositing Bank	State Bank Of India
Bank Account No.	39177623786

Transaction Type	Car/Jeep Count	Total Car/ Jeep Amount (in Rs.)	Bus/Truck Count	Total Bus / Truck Amount (in Rs.)	LCV Count	Total LCV Amount (in Rs.)	MAV (Multi Axle Vehicle Count)	Total MAV (Multi Axle Vehicle) Amount (in Rs.)	Three Axle Count	Three Axle Count Amount (in Rs.)	FASTag Debit Adjustment/ Chargeback Received from Bank (Net)
1	2	3	4	5	8	9	10	11	12	13	Note-5
Single Journey	3185	150598	1009	166862	783	65601	2590	918774	0	0	382
Monthly Pass Sales	2	2818	2	7440	0	0	0	0	0	0	0
Daily Pass Sales	1707	120467	227	56196	291	36333	309	164251	0	0	0
Local Pass Sales	0	0	0	0	0	0	0	0	0	0	0
Return Pass Sales	0	0	0	0	0	0	0	0	0	0	0
Double User Fee (FASTag Lane Violation) (Note-6)	343	32430	19	6270	16	2656	5	2842	0	0	0

Traffic and Revenue Receivable (Annual Pass - Note 7)		
Transaction Type	Car/Jeep Count	Total Car/ Jeep Amount (in Rs.)
1	2	3
Annual Pass	206	0

Total Non-Tollable Traffic Count Entry Details (Note-2)					
Transaction Type	Car/Jeep Count	Bus/Truck Count	LCV Count	MAV (Multi Axle Vehicle Count)	Three Axle Count
1	2	3	5	6	7
Reuse & Exit	1871	273	303	313	0
Exemption & Violation	6698	182	123	101	0



Notes

1. Fee for Fastag vehicles passing two toll plazas, is collected at two plazas in few cases and therefore section wise traffic details will not be available at one plaza for same.
2. All Non-tollable traffic could not be recorded/reported due to unavailability of adequate Lanes & systems. Non-Tollable count includes Reuse of daily/return/monthly pass, exit trips, exemption and violations.
3. Reporting (FASTag/Cash/Card) - 12:00:00 AM to 11:59:59 PM.
4. Fastag Collection is net of Acquiring Bank Charges
5. FASTag Debit Adjustment/Chargeback Received from Bank (Net)
6. Double user fee (from cash vehicles entering dedicated Fastag lane) collected from vehicles are reported separately (count and revenue). These are included in vehicle category wise count and revenue.
7. Annual FASTag pass w.e.f. 15 August 2025 as per directions of MPEL vide letter no MPEL/DIC/2025/676 dated August 14, 2025.

MONTHLY/DAILY FEE STATEMENT

Project Highway: National Highway NH-48

Day/Month: 03-Sep-2025

Sr. No.	Name of Toll Plaza Location	Chainage
1	National Highway NH-48 (from Km. 20+400 to 131+200) Varsoli	60+050

Type of Vehicle	For corresponding day/month of previous year 3-Sep-2024		For preceding day/month 2-Sep-2025		For the day/month reported upon 3-Sep-2025		
	No. of Vehicles	Fee collected (in lakh Rs.)	No. of Vehicles	Fee collected (in lakh Rs.)	Fee per Vehicle (in Rs.)	No. of Vehicles	Fee collected (in lakh Rs.)
1	2	3	4	5	6	7	8
A-Car (Note-7)	5530	331269	5237	306313	Note-1	5832	340402
B-LCV	1118	108518	1090	104590		1143	110194
C-Bus	1457	269058	1257	236768		1265	233091
D-Truck	0	0	0	0		0	0
E-Three-axle vehicle	0	0	0	0		0	0
F-Multi-axle Truck	3105	1194064	2904	1085867		3225	1221305
G-Oversized vehicle	0	0	0	0		0	0
FASTag Debit Adjustment/ Chargeback Received from Bank (Net) (Note-5)	0	1253	0	382	Note-5	0	519
H- Total	11210	1904162	10488	1733921		11465	1905511

Day/Month wise Opening Balance of Toll Collection & Traffic

Day	3
Month	9
Year	2025
Toll Depositing Bank	State Bank Of India
Bank Account No.	39177623786

Transaction Type	Car/Jeep Count	Total Car/ Jeep Amount (in Rs.)	Bus/Truck Count	Total Bus / Truck Amount (in Rs.)	LCV Count	Total LCV Amount (in Rs.)	MAV (Multi Axle Vehicle Count)	Total MAV (Multi Axle Vehicle) Amount (in Rs.)	Three Axle Count	Three Axle Count Amount (in Rs.)	FASTag Debit Adjustment/ Chargeback Received from Bank (Net)
1	2	3	4	5	8	9	10	11	12	13	Note-5
Single Journey	3518	166221	992	164188	802	67147	2801	994144	0	0	519
Monthly Pass Sales	0	0	0	0	0	0	0	0	0	0	0
Daily Pass Sales	1872	131945	257	63623	326	40557	418	222191	0	0	0
Local Pass Sales	0	0	0	0	0	0	0	0	0	0	0
Return Pass Sales	0	0	0	0	0	0	0	0	0	0	0
Double User Fee (FASTag Lane Violation) (Note-6)	442	42236	16	5280	15	2490	6	4970	0	0	0

Traffic and Revenue Receivable (Annual Pass - Note 7)		
Transaction Type	Car/Jeep Count	Total Car/ Jeep Amount (in Rs.)
1	2	3
Annual Pass	234	0

Total Non-Tollable Traffic Count Entry Details (Note-2)					
Transaction Type	Car/Jeep Count	Bus/Truck Count	LCV Count	MAV (Multi Axle Vehicle Count)	Three Axle Count
1	2	3	5	6	7
Reuse & Exit	2015	303	348	436	0
Exemption & Violation	7487	160	105	118	0

Notes

1. Fee for Fastag vehicles passing two toll plazas, is collected at two plazas in few cases and therefore section wise traffic details will not be available at one plaza for same.
2. All Non-tollable traffic could not be recorded/reported due to unavailability of adequate Lanes & systems. Non-Tollable count includes Reuse of daily/return/monthly pass, exit trips, exemption and violations.
3. Reporting (FASTag/Cash/Card) - 12:00:00 AM to 11:59:59 PM.
4. Fastag Collection is net of Acquiring Bank Charges
5. FASTag Debit Adjustment/Chargeback Received from Bank (Net)
6. Double user fee (from cash vehicles entering dedicated Fastag lane) collected from vehicles are reported separately (count and revenue). These are included in vehicle category wise count and revenue.
7. Annual FASTag pass w.e.f. 15 August 2025 as per directions of MPEL vide letter no MPEL/DIC/2025/676 dated August 14, 2025.



MONTHLY/DAILY FEE STATEMENT

Project Highway: National Highway NH-48

Day/Month: 04-Sep-2025

Sr. No.	Name of Toll Plaza Location	Chainage
1	National Highway NH-48 (from Km. 20+400 to 131+200)	60+050

Type of Vehicle	For corresponding day/month of previous year 4-Sep-2024		For preceding day/month 3-Sep-2025		For the day/month reported upon 4-Sep-2025			
	No. of Vehicles	Fee collected (in lakh Rs.)	No. of Vehicles	Fee collected (in lakh Rs.)	Fee per Vehicle (in Rs.)	No. of Vehicles	Fee collected (in lakh Rs.)	
1	2	3	4	5	6	7	8	
A-Car (Note-7)	5827	347030	5832	340402	Note-1	6383	372052	
B-LCV	1198	119960	1143	110194		1196	114112	
C-Bus	1740	315635	1265	233091		1271	235337	
D-Truck	0	0	0	0		0	0	
E-Three-axle vehicle	0	0	0	0		0	0	
F-Multi-axle Truck	3145	1199925	3225	1221305		3192	1213998	
G-Oversized vehicle	0	0	0	0		0	0	
FASTag Debit Adjustment/ Chargeback Received from Bank (Net) (Note-5)	0	643	0	519		Note-5	0	1492
H- Total	11910	1983194	11465	1905511			12042	1936991

Day/Month wise Opening Balance of Toll Collection & Traffic

Day	4
Month	9
Year	2025
Toll Depositing Bank	State Bank Of India
Bank Account No.	39177623786

Transaction Type	Car/Jeep Count	Total Car/ Jeep Amount (in Rs.)	Bus/Truck Count	Total Bus / Truck Amount (in Rs.)	LCV Count	Total LCV Amount (in Rs.)	MAV (Multi Axle Vehicle Count)	Total MAV (Multi Axle Vehicle) Amount (in Rs.)	Three Axle Count	Three Axle Count Amount (in Rs.)	FASTag Debit Adjustment/ Chargeback Received from Bank (Net)
1	2	3	4	5	8	9	10	11	12	13	Note-5
Single Journey	3879	183602	977	161564	855	71398	2727	966728	0	0	1492
Monthly Pass Sales	1	719	0	0	0	0	0	0	0	0	0
Daily Pass Sales	2038	143739	280	69317	335	41718	461	244783	0	0	0
Local Pass Sales	0	0	0	0	0	0	0	0	0	0	0
Return Pass Sales	0	0	0	0	0	0	0	0	0	0	0
Double User Fee (FASTag Lane Violation) (Note-6)	465	43992	14	4456	6	996	4	2486	0	0	0

Traffic and Revenue Receivable (Annual Pass - Note 7)		
Transaction Type	Car/Jeep Count	Total Car/ Jeep Amount (in Rs.)
1	2	3
Annual Pass	238	0

Total Non-Tollable Traffic Count Entry Details (Note-2)					
Transaction Type	Car/Jeep Count	Bus/Truck Count	LCV Count	MAV (Multi Axle Vehicle Count)	Three Axle Count
1	2	3	5	6	7
Reuse & Exit	2159	317	362	472	0
Exemption & Violation	7423	243	96	147	0

Notes

1. Fee for Fastag vehicles passing two toll plazas, is collected at two plazas in few cases and therefore section wise traffic details will not be available at one plaza for same.
2. All Non-tollable traffic could not be recorded/reported due to unavailability of adequate Lanes & systems. Non-Tollable count includes Reuse of daily/return/monthly pass, exit trips, exemption and violations.
3. Reporting (FASTag/Cash/Card) - 12:00:00 AM to 11:59:59 PM.
4. Fastag Collection is net of Acquiring Bank Charges
5. FASTag Debit Adjustment/Chargeback Received from Bank (Net)
6. Double user fee (from cash vehicles entering dedicated Fastag lane) collected from vehicles are reported separately (count and revenue). These are included in vehicle category wise count and revenue.
7. Annual FASTag pass w.e.f. 15 August 2025 as per directions of MPEL vide letter no MPEL/DIC/2025/676 dated August 14, 2025.



MONTHLY/DAILY FEE STATEMENT

Project Highway: National Highway NH-48

Day/Month: 05-Sep-2025

Sr. No.	Name of Toll Plaza Location	Chainage
National Highway NH-48 (from Km. 20+400 to 131+200)		
1	Varsoli	60+050

Type of Vehicle	For corresponding day/month of previous year 5-Sep-2024		For preceding day/month 4-Sep-2025		For the day/month reported upon 5-Sep-2025		
	No. of Vehicles	Fee collected (in lakh Rs.)	No. of Vehicles	Fee collected (in lakh Rs.)	Fee per Vehicle (in Rs.)	No. of Vehicles	Fee collected (in lakh Rs.)
1	2	3	4	5	6	7	8
A-Car (Note-7)	6136	363419	6383	372052	Note-1	7624	442249
B-LCV	1214	117978	1196	114112		1186	113247
C-Bus	1400	256040	1271	235337		1378	250665
D-Truck	0	0	0	0		0	0
E-Three-axle vehicle	0	0	0	0		0	0
F-Multi-axle Truck	3004	1146497	3192	1213998		3221	1224608
G-Oversized vehicle	0	0	0	0		0	0
FASTag Debit Adjustment/ Chargeback Received from Bank (Net) (Note-5)	0	260	0	1492	Note-5	0	875
H- Total	11754	1884193	12042	1936991		13409	2031645

Day/Month wise Opening Balance of Toll Collection & Traffic

Day	5
Month	9
Year	2025
Toll Depositing Bank	State Bank Of India
Bank Account No.	39177623786

Transaction Type	Car/Jeep Count	Total Car/ Jeep Amount (in Rs.)	Bus/Truck Count	Total Bus / Truck Amount (in Rs.)	LCV Count	Total LCV Amount (in Rs.)	MAV (Multi Axle Vehicle Count)	Total MAV (Multi Axle Vehicle) Amount (in Rs.)	Three Axle Count	Three Axle Count Amount (in Rs.)	FASTag Debit Adjustment/ Chargeback Received from Bank (Net)
1	2	3	4	5	8	9	10	11	12	13	Note-5
Single Journey	4682	221092	1106	182670	861	72063	2759	978309	0	0	875
Monthly Pass Sales	0	0	0	0	0	0	0	0	0	0	0
Daily Pass Sales	2378	167577	266	66015	308	38362	454	241327	0	0	0
Local Pass Sales	0	0	0	0	0	0	0	0	0	0	0
Return Pass Sales	0	0	0	0	0	0	0	0	0	0	0
Double User Fee (FASTag Lane Violation) (Note-6)	564	53580	6	1980	17	2822	8	4972	0	0	0

Traffic and Revenue Receivable (Annual Pass - Note 7)		
Transaction Type	Car/Jeep Count	Total Car/ Jeep Amount (in Rs.)
1	2	3
Annual Pass	275	0

Total Non-Tollable Traffic Count Entry Details (Note-2)					
Transaction Type	Car/Jeep Count	Bus/Truck Count	LCV Count	MAV (Multi Axle Vehicle Count)	Three Axle Count
1	2	3	5	6	7
Reuse & Exit	2579	310	332	470	0
Exemption & Violation	7169	211	114	136	0

Notes

1. Fee for Fastag vehicles passing two toll plazas, is collected at two plazas in few cases and therefore section wise traffic details will not be available at one plaza for same.
2. All Non-tollable traffic could not be recorded/reported due to unavailability of adequate Lanes & systems. Non-Tollable count includes Reuse of daily/return/monthly pass, exit trips, exemption and violations.
3. Reporting (FASTag/Cash/Card) - 12:00:00 AM to 11:59:59 PM.
4. Fastag Collection is net of Acquiring Bank Charges
5. FASTag Debit Adjustment/Chargeback Received from Bank (Net)
6. Double user fee (from cash vehicles entering dedicated Fastag lane) collected from vehicles are reported separately (count and revenue). These are included in vehicle category wise count and revenue.
7. Annual FASTag pass w.e.f. 15 August 2025 as per directions of MPEL vide letter no MPEL/DIC/2025/676 dated August 14, 2025.



MONTHLY/DAILY FEE STATEMENT

Project Highway: National Highway NH-48

Day/Month: 06-Sep-2025

Sr. No.	Name of Toll Plaza Location	Chainage
National Highway NH-48 (from Km. 20+400 to 131+200)		
1	Varsoli	60+050

Type of Vehicle	For corresponding day/month of previous year 6-Sep-2024		For preceding day/month 5-Sep-2025		For the day/month reported upon 6-Sep-2025		
	No. of Vehicles	Fee collected (in lakh Rs.)	No. of Vehicles	Fee collected (in lakh Rs.)	Fee per Vehicle (in Rs.)	No. of Vehicles	Fee collected (in lakh Rs.)
1	2	3	4	5	6	7	8
A-Car (Note-7)	6669	383632	7624	442249	Note-1	6959	404981
B-LCV	1131	110153	1186	113247		911	87087
C-Bus	1301	241034	1378	250665		1048	189770
D-Truck	0	0	0	0		0	0
E-Three-axle vehicle	0	0	0	0		0	0
F-Multi-axle Truck	2912	1107104	3221	1224608		2761	1035258
G-Oversized vehicle	0	0	0	0		0	0
FASTag Debit Adjustment/ Chargeback Received from Bank (Net) (Note-5)	0	761	0	875	Note-5	0	2046
H- Total	12013	1842684	13409	2031645		11679	1719142

Day/Month wise Opening Balance of Toll Collection & Traffic

Day	6
Month	9
Year	2025
Toll Depositing Bank	State Bank Of India
Bank Account No.	39177623786

Transaction Type	Car/Jeep Count	Total Car/ Jeep Amount (in Rs.)	Bus/Truck Count	Total Bus / Truck Amount (in Rs.)	LCV Count	Total LCV Amount (in Rs.)	MAV (Multi Axle Vehicle Count)	Total MAV (Multi Axle Vehicle) Amount (in Rs.)	Three Axle Count	Three Axle Count Amount (in Rs.)	FASTag Debit Adjustment/ Chargeback Received from Bank (Net)
1	2	3	4	5	8	9	10	11	12	13	Note-5
Single Journey	4246	200526	853	141083	651	54357	2440	865146	0	0	2046
Monthly Pass Sales	0	0	0	0	0	0	0	0	0	0	0
Daily Pass Sales	2163	152379	189	46871	254	31735	312	165846	0	0	0
Local Pass Sales	0	0	0	0	0	0	0	0	0	0	0
Return Pass Sales	0	0	0	0	0	0	0	0	0	0	0
Double User Fee (FASTag Lane Violation) (Note-6)	550	52076	6	1816	6	996	9	4266	0	0	0

Traffic and Revenue Receivable (Annual Pass - Note 7)		
Transaction Type	Car/Jeep Count	Total Car/ Jeep Amount (in Rs.)
1	2	3
Annual Pass	302	0

Total Non-Tollable Traffic Count Entry Details (Note-2)					
Transaction Type	Car/Jeep Count	Bus/Truck Count	LCV Count	MAV (Multi Axle Vehicle Count)	Three Axle Count
1	2	3	5	6	7
Reuse & Exit	2479	225	264	322	0
Exemption & Violation	6323	145	104	115	0

Notes

1. Fee for Fastag vehicles passing two toll plazas, is collected at two plazas in few cases and therefore section wise traffic details will not be available at one plaza for same.
2. All Non-tollable traffic could not be recorded/reported due to unavailability of adequate Lanes & systems. Non-Tollable count includes Reuse of daily/return/monthly pass, exit trips, exemption and violations.
3. Reporting (FASTag/Cash/Card) - 12:00:00 AM to 11:59:59 PM.
4. Fastag Collection is net of Acquiring Bank Charges
5. FASTag Debit Adjustment/Chargeback Received from Bank (Net)
6. Double user fee (from cash vehicles entering dedicated Fastag lane) collected from vehicles are reported separately (count and revenue). These are included in vehicle category wise count and revenue.
7. Annual FASTag pass w.e.f. 15 August 2025 as per directions of MPEL vide letter no MPEL/DIC/2025/676 dated August 14, 2025.



MONTHLY/DAILY FEE STATEMENT

Project Highway: National Highway NH-48

Day/Month: 07-Sep-2025

Sr. No.	Name of Toll Plaza Location	Chainage
1	National Highway NH-48 (from Km. 20+400 to 131+200)	60+050
	Varsoli	

Type of Vehicle	For corresponding day/month of previous year 7-Sep-2024		For preceding day/month 6-Sep-2025		For the day/month reported upon 7-Sep-2025		
	No. of Vehicles	Fee collected (in lakh Rs.)	No. of Vehicles	Fee collected (in lakh Rs.)	Fee per Vehicle (in Rs.)	No. of Vehicles	Fee collected (in lakh Rs.)
1	2	3	4	5	6	7	8
A-Car (Note-7)	6316	364708	6959	404981	Note-1	8688	504658
B-LCV	653	61389	911	87087		673	62656
C-Bus	825	148563	1048	189770		856	156580
D-Truck	0	0	0	0		0	0
E-Three-axle vehicle	0	0	0	0		0	0
F-Multi-axle Truck	2456	899403	2761	1035258		2306	853698
G-Oversized vehicle	0	0	0	0		0	0
FASTag Debit Adjustment/ Chargeback Received from Bank (Net) (Note-5)	0	817	0	2046	Note-5	0	0
H- Total	10250	1474879	11679	1719142		12523	1577592

Day/Month wise Opening Balance of Toll Collection & Traffic

Day	7
Month	9
Year	2025
Toll Depositing Bank	State Bank Of India
Bank Account No.	39177623786

Transaction Type	Car/Jeep Count	Total Car/ Jeep Amount (in Rs.)	Bus/Truck Count	Total Bus / Truck Amount (in Rs.)	LCV Count	Total LCV Amount (in Rs.)	MAV (Multi Axle Vehicle Count)	Total MAV (Multi Axle Vehicle) Amount (in Rs.)	Three Axle Count	Three Axle Count Amount (in Rs.)	FASTag Debit Adjustment/ Chargeback Received from Bank (Net)
1	2	3	4	5	8	9	10	11	12	13	Note-5
Single Journey	5361	252429	682	112598	518	43225	2110	748082	0	0	0
Monthly Pass Sales	1	359	0	0	0	0	0	0	0	0	0
Daily Pass Sales	2600	183155	164	40682	152	18932	186	98870	0	0	0
Local Pass Sales	0	0	0	0	0	0	0	0	0	0	0
Return Pass Sales	0	0	0	0	0	0	0	0	0	0	0
Double User Fee (FASTag Lane Violation) (Note-6)	726	68714	10	3300	3	498	10	6746	0	0	0

Traffic and Revenue Receivable (Annual Pass - Note 7)		
Transaction Type	Car/Jeep Count	Total Car/ Jeep Amount (in Rs.)
1	2	3
Annual Pass	389	0

Total Non-Tollable Traffic Count Entry Details (Note-2)					
Transaction Type	Car/Jeep Count	Bus/Truck Count	LCV Count	MAV (Multi Axle Vehicle Count)	Three Axle Count
1	2	3	5	6	7
Reuse & Exit	2833	195	162	189	0
Exemption & Violation	6613	128	87	92	0

Notes

1. Fee for Fastag vehicles passing two toll plazas, is collected at two plazas in few cases and therefore section wise traffic details will not be available at one plaza for same.
2. All Non-tollable traffic could not be recorded/reported due to unavailability of adequate Lanes & systems. Non-Tollable count includes Reuse of daily/return/monthly pass, exit trips, exemption and violations.
3. Reporting (FASTag/Cash/Card) - 12:00:00 AM to 11:59:59 PM.
4. Fastag Collection is net of Acquiring Bank Charges
5. FASTag Debit Adjustment/Chargeback Received from Bank (Net)
6. Double user fee (from cash vehicles entering dedicated Fastag lane) collected from vehicles are reported separately (count and revenue). These are included in vehicle category wise count and revenue.
7. Annual FASTag pass w.e.f. 15 August 2025 as per directions of MPPEL vide letter no MPPEL/DIC/2025/676 dated August 14, 2025.



MONTHLY/DAILY FEE STATEMENT

Project Highway: National Highway NH-48

Day/Month: 08-Sep-2025

Sr. No.	Name of Toll Plaza Location	Chainage
National Highway NH-48 (from Km. 20+400 to 131+200)		
1	Varsoli	60+050

Type of Vehicle	For corresponding day/month of previous year 8-Sep-2024		For preceding day/month 7-Sep-2025		For the day/month reported upon 8-Sep-2025		
	No. of Vehicles	Fee collected (in lakh Rs.)	No. of Vehicles	Fee collected (in lakh Rs.)	Fee per Vehicle (in Rs.)	No. of Vehicles	Fee collected (in lakh Rs.)
1	2	3	4	5	6	7	8
A-Car (Note-7)	6501	383969	8688	504658	Note-1	6505	377902
B-LCV	462	45042	673	62656		978	96220
C-Bus	660	120413	856	156580		1139	213295
D-Truck	0	0	0	0		0	0
E-Three-axle vehicle	0	0	0	0		0	0
F-Multi-axle Truck	1924	718590	2306	853698		2600	979679
G-Oversized vehicle	0	0	0	0		0	0
FASTag Debit Adjustment/ Chargeback Received from Bank (Net) (Note-5)	0	0	0	0	Note-5	0	2047
H- Total	9547	1268013	12523	1577592		11222	1669144

Day/Month wise Opening Balance of Toll Collection & Traffic

Day	8
Month	9
Year	2025
Toll Depositing Bank	State Bank Of India
Bank Account No.	39177623786

Transaction Type	Car/Jeep Count	Total Car/ Jeep Amount (in Rs.)	Bus/Truck Count	Total Bus / Truck Amount (in Rs.)	LCV Count	Total LCV Amount (in Rs.)	MAV (Multi Axle Vehicle Count)	Total MAV (Multi Axle Vehicle) Amount (in Rs.)	Three Axle Count	Three Axle Count Amount (in Rs.)	FASTag Debit Adjustment/ Chargeback Received from Bank (Net)
1	2	3	4	5	8	9	10	11	12	13	Note-5
Single Journey	3972	187362	871	144047	651	54413	2276	806911	0	0	2047
Monthly Pass Sales	1	359	1	2490	0	0	0	0	0	0	0
Daily Pass Sales	2061	145313	258	63953	306	38155	315	167441	0	0	0
Local Pass Sales	0	0	0	0	0	0	0	0	0	0	0
Return Pass Sales	0	0	0	0	0	0	0	0	0	0	0
Double User Fee (FASTag Lane Violation) (Note-6)	471	44868	9	2806	21	3652	9	5328	0	0	0

Traffic and Revenue Receivable (Annual Pass - Note 7)		
Transaction Type	Car/Jeep Count	Total Car/ Jeep Amount (in Rs.)
1	2	3
Annual Pass	314	0

Total Non-Tollable Traffic Count Entry Details (Note-2)						
Transaction Type	Car/Jeep Count	Bus/Truck Count	LCV Count	MAV (Multi Axle Vehicle Count)	Three Axle Count	
1	2	3	5	6	7	
Reuse & Exit	2238	307	331	321	0	
Exemption & Violation	6525	146	62	195	0	

- Notes**
- Fee for Fastag vehicles passing two toll plazas, is collected at two plazas in few cases and therefore section wise traffic details will not be available at one plaza for same.
 - All Non-tollable traffic could not be recorded/reported due to unavailability of adequate Lanes & systems. Non-Tollable count includes Reuse of daily/return/monthly pass, exit trips, exemption and violations.
 - Reporting (FASTag/Cash/Card) - 12:00:00 AM to 11:59:59 PM.
 - Fastag Collection is net of Acquiring Bank Charges
 - FASTag Debit Adjustment/Chargeback Received from Bank (Net)
 - Double user fee (from cash vehicles entering dedicated Fastag lane) collected from vehicles are reported separately (count and revenue). These are included in vehicle category wise count and revenue.
 - Annual FASTag pass w.e.f. 15 August 2025 as per directions of MPEL vide letter no MPEL/DIC/2025/676 dated August 14, 2025.



MONTHLY/DAILY FEE STATEMENT

Project Highway: National Highway NH-48

Day/Month: 09-Sep-2025

Sr. No.	Name of Toll Plaza Location	Chainage
National Highway NH-48 (from Km. 20+400 to 131+200)		
1	Varsoli	60+050

Type of Vehicle	For corresponding day/month of previous year 9-Sep-2024		For preceding day/month 8-Sep-2025		For the day/month reported upon 9-Sep-2025		
	No. of Vehicles	Fee collected (in lakh Rs.)	No. of Vehicles	Fee collected (in lakh Rs.)	Fee per Vehicle (in Rs.)	No. of Vehicles	Fee collected (in lakh Rs.)
1	2	3	4	5	6	7	8
A-Car (Note-7)	5786	339084	6505	377902	Note-1	6170	366719
B-LCV	729	71665	978	96220		1202	116073
C-Bus	978	183550	1139	213295		1393	259052
D-Truck	0	0	0	0		0	0
E-Three-axle vehicle	0	0	0	0		0	0
F-Multi-axle Truck	2465	935650	2600	979679		3183	1215046
G-Oversized vehicle	0	0	0	0	0	0	
FASTag Debit Adjustment/ Chargeback Received from Bank (Net) (Note-5)	0	56	0	2047	Note-5	0	1125
H- Total	9958	1530006	11222	1669144		11948	1958016

Day/Month wise Opening Balance of Toll Collection & Traffic

Day	9
Month	9
Year	2025
Toll Depositing Bank	State Bank Of India
Bank Account No.	39177623786

Transaction Type	Car/Jeep Count	Total Car/ Jeep Amount (in Rs.)	Bus/Truck Count	Total Bus / Truck Amount (in Rs.)	LCV Count	Total LCV Amount (in Rs.)	MAV (Multi Axle Vehicle Count)	Total MAV (Multi Axle Vehicle) Amount (in Rs.)	Three Axle Count	Three Axle Count Amount (in Rs.)	FASTag Debit Adjustment/ Chargeback Received from Bank (Net)
1	2	3	4	5	8	9	10	11	12	13	Note-5
Single Journey	3502	165605	1061	175462	827	69134	2693	954920	0	0	1125
Monthly Pass Sales	0	0	0	0	0	0	0	0	0	0	0
Daily Pass Sales	2122	149696	317	78641	368	45777	478	254084	0	0	0
Local Pass Sales	0	0	0	0	0	0	0	0	0	0	0
Return Pass Sales	0	0	0	0	0	0	0	0	0	0	0
Double User Fee (FASTag Lane Violation) (Note-6)	546	51418	15	4950	7	1162	12	6042	0	0	0

Traffic and Revenue Receivable (Annual Pass - Note 7)		
Transaction Type	Car/Jeep Count	Total Car/ Jeep Amount (in Rs.)
1	2	3
Annual Pass	245	0

Total Non-Tollable Traffic Count Entry Details (Note-2)					
Transaction Type	Car/Jeep Count	Bus/Truck Count	LCV Count	MAV (Multi Axle Vehicle Count)	Three Axle Count
1	2	3	5	6	7
Reuse & Exit	2263	372	393	498	0
Exemption & Violation	6124	168	86	245	0

Notes

1. Fee for Fastag vehicles passing two toll plazas, is collected at two plazas in few cases and therefore section wise traffic details will not be available at one plaza for same.
2. All Non-tollable traffic could not be recorded/reported due to unavailability of adequate Lanes & systems. Non-Tollable count includes Reuse of daily/return/monthly pass, exit trips, exemption and violations.
3. Reporting (FASTag/Cash/Card) - 12:00:00 AM to 11:59:59 PM.
4. Fastag Collection is net of Acquiring Bank Charges
5. FASTag Debit Adjustment/Chargeback Received from Bank (Net)
6. Double user fee (from cash vehicles entering dedicated Fastag lane) collected from vehicles are reported separately (count and revenue). These are included in vehicle category wise count and revenue.
7. Annual FASTag pass w.e.f. 15 August 2025 as per directions of MPEL vide letter no MPEL/DIC/2025/676 dated August 14, 2025.



MONTHLY/DAILY FEE STATEMENT

Project Highway: National Highway NH-48

Day/Month: 10-Sep-2025

Sr. No.	Name of Toll Plaza Location	Chainage
1	National Highway NH-48 (from Km. 20+400 to 131+200)	60+050

Type of Vehicle	For corresponding day/month of previous year 10-Sep-2024		For preceding day/month 9-Sep-2025		For the day/month reported upon 10-Sep-2025		
	No. of Vehicles	Fee collected (in lakh Rs.)	No. of Vehicles	Fee collected (in lakh Rs.)	Fee per Vehicle (in Rs.)	No. of Vehicles	Fee collected (in lakh Rs.)
1	2	3	4	5	6	7	8
A-Car (Note-7)	5804	345579	6170	366719	Note-1	6068	356256
B-LCV	1110	109598	1202	116073		1287	125081
C-Bus	1323	249493	1393	259052		1432	266155
D-Truck	0	0	0	0		0	0
E-Three-axle vehicle	0	0	0	0		0	0
F-Multi-axle Truck	3212	1227151	3183	1215046		3239	1253616
G-Oversized vehicle	0	0	0	0		0	0
FASTag Debit Adjustment/ Chargeback Received from Bank (Net) (Note-5)	0	755	0	1125	Note-5	0	837
H- Total	11449	1932575	11948	1958016		12026	2001944

Day/Month wise Opening Balance of Toll Collection & Traffic

Day	10
Month	9
Year	2025
Toll Depositing Bank	State Bank Of India
Bank Account No.	39177623786

Transaction Type	Car/Jeep Count	Total Car/ Jeep Amount (in Rs.)	Bus/Truck Count	Total Bus / Truck Amount (in Rs.)	LCV Count	Total LCV Amount (in Rs.)	MAV (Multi Axle Vehicle Count)	Total MAV (Multi Axle Vehicle) Amount (in Rs.)	Three Axle Count	Three Axle Count Amount (in Rs.)	FASTag Debit Adjustment/ Chargeback Received from Bank (Net)
1	2	3	4	5	8	9	10	11	12	13	Note-5
Single Journey	3552	167592	1085	179419	877	73501	2699	957166	0	0	837
Monthly Pass Sales	0	0	0	0	0	0	1	10631	0	0	0
Daily Pass Sales	2044	144296	328	81282	402	50086	527	280131	0	0	0
Local Pass Sales	0	0	0	0	0	0	0	0	0	0	0
Return Pass Sales	0	0	0	0	0	0	0	0	0	0	0
Double User Fee (FASTag Lane Violation) (Note-6)	472	44368	19	5454	8	1494	12	5688	0	0	0

Traffic and Revenue Receivable (Annual Pass - Note 7)		
Transaction Type	Car/Jeep Count	Total Car/ Jeep Amount (in Rs.)
1	2	3
Annual Pass	262	0

Total Non-Tollable Traffic Count Entry Details (Note-2)					
Transaction Type	Car/Jeep Count	Bus/Truck Count	LCV Count	MAV (Multi Axle Vehicle Count)	Three Axle Count
1	2	3	5	6	7
Reuse & Exit	2201	391	423	544	0
Exemption & Violation	6681	182	94	201	0



Notes

1. Fee for Fastag vehicles passing two toll plazas, is collected at two plazas in few cases and therefore section wise traffic details will not be available at one plaza for same.
2. All Non-tollable traffic could not be recorded/reported due to unavailability of adequate Lanes & systems. Non-Tollable count includes Reuse of daily/return/monthly pass, exit trips, exemption and violations.
3. Reporting (FASTag/Cash/Card) - 12:00:00 AM to 11:59:59 PM.
4. Fastag Collection is net of Acquiring Bank Charges
5. FASTag Debit Adjustment/Chargeback Received from Bank (Net)
6. Double user fee (from cash vehicles entering dedicated Fastag lane) collected from vehicles are reported separately (count and revenue). These are included in vehicle category wise count and revenue.
7. Annual FASTag pass w.e.f. 15 August 2025 as per directions of MPEL vide letter no MPEL/DIC/2025/676 dated August 14, 2025.

MONTHLY/DAILY FEE STATEMENT

Project Highway: National Highway NH-48

Day/Month: 12-Sep-2025

Sr. No.	Name of Toll Plaza Location	Chainage
National Highway NH-48 (from Km. 20+400 to 131+200)		
1	Varsoli	60+050

Type of Vehicle	For corresponding day/month of previous year 12-Sep-2024		For preceding day/month 11-Sep-2025		For the day/month reported upon 12-Sep-2025		
	No. of Vehicles	Fee collected (in lakh Rs.)	No. of Vehicles	Fee collected (in lakh Rs.)	Fee per Vehicle (in Rs.)	No. of Vehicles	Fee collected (in lakh Rs.)
1	2	3	4	5	6	7	8
A-Car (Note-7)	5181	305572	6374	375001	Note-1	7068	410241
B-LCV	1044	101345	1264	122345		1231	119723
C-Bus	1197	221007	1377	256077		1460	269724
D-Truck	0	0	0	0		0	0
E-Three-axle vehicle	0	0	0	0		0	0
F-Multi-axle Truck	3181	1208397	3184	1210031		3269	1233069
G-Oversized vehicle	0	0	0	0		0	0
FASTag Debit Adjustment/ Chargeback Received from Bank (Net) (Note-5)	0	748	0	1372	Note-5	0	1075
H- Total	10603	1837069	12199	1964826		13028	2033832

Day/Month wise Opening Balance of Toll Collection & Traffic

Day	12
Month	9
Year	2025
Toll Depositing Bank	State Bank Of India
Bank Account No.	39177623786

Transaction Type	Car/Jeep Count	Total Car/ Jeep Amount (in Rs.)	Bus/Truck Count	Total Bus / Truck Amount (in Rs.)	LCV Count	Total LCV Amount (in Rs.)	MAV (Multi Axle Vehicle Count)	Total MAV (Multi Axle Vehicle) Amount (in Rs.)	Three Axle Count	Three Axle Count Amount (in Rs.)	FASTag Debit Adjustment/ Chargeback Received from Bank (Net)
1	2	3	4	5	8	9	10	11	12	13	Note-5
Single Journey	4293	202587	1128	186380	835	69965	2860	1014580	0	0	1075
Monthly Pass Sales	0	0	0	0	0	0	0	0	0	0	0
Daily Pass Sales	2269	159996	318	78888	387	48264	395	209965	0	0	0
Local Pass Sales	0	0	0	0	0	0	0	0	0	0	0
Return Pass Sales	0	0	0	0	0	0	0	0	0	0	0
Double User Fee (FASTag Lane Violation) (Note-6)	506	47658	14	4456	9	1494	14	8524	0	0	0

Traffic and Revenue Receivable (Annual Pass - Note 7)		
Transaction Type	Car/Jeep Count	Total Car/ Jeep Amount (in Rs.)
1	2	3
Annual Pass	325	0

Total Non-Tollable Traffic Count Entry Details (Note-2)					
Transaction Type	Car/Jeep Count	Bus/Truck Count	LCV Count	MAV (Multi Axle Vehicle Count)	Three Axle Count
1	2	3	5	6	7
Reuse & Exit	2468	366	414	405	0
Exemption & Violation	7076	166	107	236	0

Notes

1. Fee for Fastag vehicles passing two toll plazas, is collected at two plazas in few cases and therefore section wise traffic details will not be available at one plaza for same.
2. All Non-tollable traffic could not be recorded/reported due to unavailability of adequate Lanes & systems. Non-Tollable count includes Reuse of daily/return/monthly pass, exit trips, exemption and violations.
3. Reporting (FASTag/Cash/Card) - 12:00:00 AM to 11:59:59 PM.
4. Fastag Collection is net of Acquiring Bank Charges
5. FASTag Debit Adjustment/Chargeback Received from Bank (Net)
6. Double user fee (from cash vehicles entering dedicated Fastag lane) collected from vehicles are reported separately (count and revenue). These are included in vehicle category wise count and revenue.
7. Annual FASTag pass w.e.f. 15 August 2025 as per directions of MPEL vide letter no MPEL/DIC/2025/676 dated August 14, 2025.



MONTHLY/DAILY FEE STATEMENT

Project Highway: National Highway NH-48

Day/Month: 13-Sep-2025

Sr. No.	Name of Toll Plaza Location	Chainage
National Highway NH-48 (from Km. 20+400 to 131+200)		
1	Varsoli	60+050

Type of Vehicle	For corresponding day/month of previous year 13-Sep-2024		For preceding day/month 12-Sep-2025		For the day/month reported upon 13-Sep-2025		
	No. of Vehicles	Fee collected (in lakh Rs.)	No. of Vehicles	Fee collected (in lakh Rs.)	Fee per Vehicle (in Rs.)	No. of Vehicles	Fee collected (in lakh Rs.)
1	2	3	4	5	6	7	8
A-Car (Note-7)	6416	374868	7068	410241	Note-1	9724	557363
B-LCV	973	94235	1231	119723		1263	121321
C-Bus	1202	219786	1460	269724		1421	264772
D-Truck	0	0	0	0		0	0
E-Three-axle vehicle	0	0	0	0		0	0
F-Multi-axle Truck	3251	1237832	3269	1233069		3336	1269213
G-Oversized vehicle	0	0	0	0		0	0
FASTag Debit Adjustment/ Chargeback Received from Bank (Net) (Note-5)	0	535	0	1075	Note-5	0	1272
H- Total	11842	1927257	13028	2033832		15744	2213942

Day/Month wise Opening Balance of Toll Collection & Traffic

Day	13
Month	9
Year	2025
Toll Depositing Bank	State Bank Of India
Bank Account No.	39177623786

Transaction Type	Car/Jeep Count	Total Car/ Jeep Amount (in Rs.)	Bus/Truck Count	Total Bus / Truck Amount (in Rs.)	LCV Count	Total LCV Amount (in Rs.)	MAV (Multi Axle Vehicle Count)	Total MAV (Multi Axle Vehicle) Amount (in Rs.)	Three Axle Count	Three Axle Count Amount (in Rs.)	FASTag Debit Adjustment/ Chargeback Received from Bank (Net)
1	2	3	4	5	8	9	10	11	12	13	Note-5
Single Journey	6179	291082	1092	180687	884	73801	2858	1013157	0	0	1272
Monthly Pass Sales	0	0	0	0	0	0	0	0	0	0	0
Daily Pass Sales	2864	201892	297	73526	372	46358	461	245048	0	0	0
Local Pass Sales	0	0	0	0	0	0	0	0	0	0	0
Return Pass Sales	0	0	0	0	0	0	0	0	0	0	0
Double User Fee (FASTag Lane Violation) (Note-6)	681	64390	32	10560	7	1162	17	11008	0	0	0

Traffic and Revenue Receivable (Annual Pass - Note 7)		
Transaction Type	Car/Jeep Count	Total Car/ Jeep Amount (in Rs.)
1	2	3
Annual Pass	373	0

Total Non-Tollable Traffic Count Entry Details (Note-2)					
Transaction Type	Car/Jeep Count	Bus/Truck Count	LCV Count	MAV (Multi Axle Vehicle Count)	Three Axle Count
1	2	3	5	6	7
Reuse & Exit	3148	336	396	479	0
Exemption & Violation	5826	167	95	218	0

Notes

- Fee for Fastag vehicles passing two toll plazas, is collected at two plazas in few cases and therefore section wise traffic details will not be available at one plaza for same.
- All Non-tollable traffic could not be recorded/reported due to unavailability of adequate Lanes & systems. Non-Tollable count includes Reuse of daily/return/monthly pass, exit trips, exemption and violations.
- Reporting (FASTag/Cash/Card) - 12:00:00 AM to 11:59:59 PM.
- Fastag Collection is net of Acquiring Bank Charges
- FASTag Debit Adjustment/Chargeback Received from Bank (Net)
- Double user fee (from cash vehicles entering dedicated Fastag lane) collected from vehicles are reported separately (count and revenue). These are included in vehicle category wise count and revenue.
- Annual FASTag pass w.e.f. 15 August 2025 as per directions of MPEL vide letter no MPEL/DIC/2025/676 dated August 14, 2025.



MONTHLY/DAILY FEE STATEMENT

Project Highway: National Highway NH-48

Day/Month: 14-Sep-2025

Sr. No.	Name of Toll Plaza Location	Chainage
1	National Highway NH-48 (from Km. 20+400 to 131+200)	60+050
	Varsoli	

Type of Vehicle	For corresponding day/month of previous year 14-Sep-2024		For preceding day/month 13-Sep-2025		For the day/month reported upon 14-Sep-2025			
	No. of Vehicles	Fee collected (in lakh Rs.)	No. of Vehicles	Fee collected (in lakh Rs.)	Fee per Vehicle (in Rs.)	No. of Vehicles	Fee collected (in lakh Rs.)	
1	2	3	4	5	6	7	8	
A-Car (Note-7)	9702	560785	9724	557363	Note-1	9885	574659	
B-LCV	1050	101245	1263	121321		865	81081	
C-Bus	1294	239427	1421	264772		1131	205541	
D-Truck	0	0	0	0		0	0	
E-Three-axle vehicle	0	0	0	0		0	0	
F-Multi-axle Truck	3417	1307736	3336	1269213		2620	987009	
G-Oversized vehicle	0	0	0	0		0	0	
FASTag Debit Adjustment/ Chargeback Received from Bank (Net) (Note-5)	0	410	0	1272		Note-5	0	0
H- Total	15463	2209604	15744	2213942			14501	1848290

Day/Month wise Opening Balance of Toll Collection & Traffic

Day	14
Month	9
Year	2025
Toll Depositing Bank	State Bank Of India
Bank Account No.	39177623786

Transaction Type	Car/Jeep Count	Total Car/ Jeep Amount (in Rs.)	Bus/Truck Count	Total Bus / Truck Amount (in Rs.)	LCV Count	Total LCV Amount (in Rs.)	MAV (Multi Axle Vehicle Count)	Total MAV (Multi Axle Vehicle) Amount (in Rs.)	Three Axle Count	Three Axle Count Amount (in Rs.)	FASTag Debit Adjustment/ Chargeback Received from Bank (Net)
1	2	3	4	5	8	9	10	11	12	13	Note-5
Single Journey	6151	290083	918	151657	660	55102	2377	843059	0	0	0
Monthly Pass Sales	0	0	0	0	0	0	3	16020	0	0	0
Daily Pass Sales	2831	199412	200	49594	198	24817	238	126511	0	0	0
Local Pass Sales	0	0	0	0	0	0	0	0	0	0	0
Return Pass Sales	0	0	0	0	0	0	0	0	0	0	0
Double User Fee (FASTag Lane Violation) (Note-6)	903	85164	13	4290	7	1162	2	1420	0	0	0

Traffic and Revenue Receivable (Annual Pass - Note 7)		
Transaction Type	Car/Jeep Count	Total Car/ Jeep Amount (in Rs.)
1	2	3
Annual Pass	412	0

Total Non-Tollable Traffic Count Entry Details (Note-2)					
Transaction Type	Car/Jeep Count	Bus/Truck Count	LCV Count	MAV (Multi Axle Vehicle Count)	Three Axle Count
1	2	3	5	6	7
Reuse & Exit	3029	233	213	259	0
Exemption & Violation	5894	133	60	114	0



Notes

1. Fee for Fastag vehicles passing two toll plazas, is collected at two plazas in few cases and therefore section wise traffic details will not be available at one plaza for same.
2. All Non-tollable traffic could not be recorded/reported due to unavailability of adequate Lanes & systems. Non-Tollable count includes Reuse of daily/return/monthly pass, exit trips, exemption and violations.
3. Reporting (FASTag/Cash/Card) - 12:00:00 AM to 11:59:59 PM.
4. Fastag Collection is net of Acquiring Bank Charges
5. FASTag Debit Adjustment/Chargeback Received from Bank (Net)
6. Double user fee (from cash vehicles entering dedicated Fastag lane) collected from vehicles are reported separately (count and revenue). These are included in vehicle category wise count and revenue.
7. Annual FASTag pass w.e.f. 15 August 2025 as per directions of MPEL vide letter no MPEL/DIC/2025/676 dated August 14, 2025.

MONTHLY/DAILY FEE STATEMENT

Project Highway: National Highway NH-48

Day/Month: 15-Sep-2025

Sr. No.	Name of Toll Plaza Location	Chainage
National Highway NH-48 (from Km. 20+400 to 131+200)		
1	Varsoli	60+050

Type of Vehicle	For corresponding day/month of previous year 15-Sep-2024		For preceding day/month 14-Sep-2025		For the day/month reported upon 15-Sep-2025			
	No. of Vehicles	Fee collected (in lakh Rs.)	No. of Vehicles	Fee collected (in lakh Rs.)	Fee per Vehicle (in Rs.)	No. of Vehicles	Fee collected (in lakh Rs.)	
1	2	3	4	5	6	7	8	
A-Car (Note-7)	9949	581619	9885	574659	Note-1	5682	329236	
B-LCV	772	74229	865	81081		880	84451	
C-Bus	1061	195012	1131	205541		1111	205260	
D-Truck	0	0	0	0		0	0	
E-Three-axle vehicle	0	0	0	0		0	0	
F-Multi-axle Truck	2899	1088395	2620	987009		2557	963255	
G-Oversized vehicle	0	0	0	0		0	0	
FASTag Debit Adjustment/Chargeback Received from Bank (Net) (Note-5)	0	0	0	0		Note-5	0	1652
H- Total	14681	1939255	14501	1848290			10230	1583853

Day/Month wise Opening Balance of Toll Collection & Traffic

Day	15
Month	9
Year	2025
Toll Depositing Bank	State Bank Of India
Bank Account No.	39177623786

Transaction Type	Car/Jeep Count	Total Car/ Jeep Amount (in Rs.)	Bus/Truck Count	Total Bus / Truck Amount (in Rs.)	LCV Count	Total LCV Amount (in Rs.)	MAV (Multi Axle Vehicle Count)	Total MAV (Multi Axle Vehicle) Amount (in Rs.)	Three Axle Count	Three Axle Count Amount (in Rs.)	FASTag Debit Adjustment/ Chargeback Received from Bank (Net)
1	2	3	4	5	8	9	10	11	12	13	Note-5
Single Journey	3498	165083	856	141637	626	52425	2245	796163	0	0	1652
Monthly Pass Sales	0	0	0	0	0	0	0	0	0	0	0
Daily Pass Sales	1759	124015	249	61643	243	30200	309	164251	0	0	0
Local Pass Sales	0	0	0	0	0	0	0	0	0	0	0
Return Pass Sales	0	0	0	0	0	0	0	0	0	0	0
Double User Fee (FASTag Lane Violation) (Note-6)	425	40138	6	1980	11	1826	3	2840	0	0	0

Traffic and Revenue Receivable (Annual Pass - Note 7)		
Transaction Type	Car/Jeep Count	Total Car/ Jeep Amount (in Rs.)
1	2	3
Annual Pass	296	0

Total Non-Tollable Traffic Count Entry Details (Note-2)					
Transaction Type	Car/Jeep Count	Bus/Truck Count	LCV Count	MAV (Multi Axle Vehicle Count)	Three Axle Count
1	2	3	5	6	7
Reuse & Exit	1900	293	267	323	0
Exemption & Violation	7174	138	114	173	0



Notes

1. Fee for Fastag vehicles passing two toll plazas, is collected at two plazas in few cases and therefore section wise traffic details will not be available at one plaza for same.
2. All Non-tollable traffic could not be recorded/reported due to unavailability of adequate Lanes & systems. Non-Tollable count includes Reuse of daily/return/monthly pass, exit trips, exemption and violations.
3. Reporting (FASTag/Cash/Card) - 12:00:00 AM to 11:59:59 PM.
4. Fastag Collection is net of Acquiring Bank Charges
5. FASTag Debit Adjustment/Chargeback Received from Bank (Net)
6. Double user fee (from cash vehicles entering dedicated Fastag lane) collected from vehicles are reported separately (count and revenue). These are included in vehicle category wise count and revenue.
7. Annual FASTag pass w.e.f. 15 August 2025 as per directions of MPEL vide letter no MPEL/DIC/2025/676 dated August 14, 2025.

MONTHLY/DAILY FEE STATEMENT

Project Highway: National Highway NH-48

Day/Month: 16-Sep-2025

Sr. No.	Name of Toll Plaza Location	Chainage
1	National Highway NH-48 (from Km. 20+400 to 131+200)	60+050

Type of Vehicle	For corresponding day/month of previous year 16-Sep-2024		For preceding day/month 15-Sep-2025		For the day/month reported upon 16-Sep-2025		
	No. of Vehicles	Fee collected (in lakh Rs.)	No. of Vehicles	Fee collected (in lakh Rs.)	Fee per Vehicle (in Rs.)	No. of Vehicles	Fee collected (in lakh Rs.)
1	2	3	4	5	6	7	8
A-Car (Note-7)	7326	424584	5682	329236	Note-1	5713	336473
B-LCV	828	81012	880	84451		1223	118330
C-Bus	1067	197092	1111	205260		1295	239153
D-Truck	0	0	0	0		0	0
E-Three-axle vehicle	0	0	0	0		0	0
F-Multi-axle Truck	2665	1007497	2557	963255		3360	1268316
G-Oversized vehicle	0	0	0	0		0	0
FASTag Debit Adjustment/ Chargeback Received from Bank (Net) (Note-5)	0	120	0	1652	Note-5	0	309
H- Total	11886	1710304	10230	1583853		11591	1962582

Day/Month wise Opening Balance of Toll Collection & Traffic

Day	16
Month	9
Year	2025
Toll Depositing Bank	State Bank Of India
Bank Account No.	39177623786

Transaction Type	Car/Jeep Count	Total Car/ Jeep Amount (in Rs.)	Bus/Truck Count	Total Bus / Truck Amount (in Rs.)	LCV Count	Total LCV Amount (in Rs.)	MAV (Multi Axle Vehicle Count)	Total MAV (Multi Axle Vehicle) Amount (in Rs.)	Three Axle Count	Three Axle Count Amount (in Rs.)	FASTag Debit Adjustment/ Chargeback Received from Bank (Net)
1	2	3	4	5	8	9	10	11	12	13	Note-5
Single Journey	3353	158894	1013	167608	848	71266	2936	1042219	0	0	309
Monthly Pass Sales	0	0	0	0	0	0	0	0	0	0	0
Daily Pass Sales	1894	133493	265	65604	366	45570	418	222191	0	0	0
Local Pass Sales	0	0	0	0	0	0	0	0	0	0	0
Return Pass Sales	0	0	0	0	0	0	0	0	0	0	0
Double User Fee (FASTag Lane Violation) (Note-6)	466	44086	17	5942	9	1494	6	3906	0	0	0

Traffic and Revenue Receivable (Annual Pass - Note 7)		
Transaction Type	Car/Jeep Count	Total Car/ Jeep Amount (in Rs.)
1	2	3
Annual Pass	270	0

Total Non-Tollable Traffic Count Entry Details (Note-2)					
Transaction Type	Car/Jeep Count	Bus/Truck Count	LCV Count	MAV (Multi Axle Vehicle Count)	Three Axle Count
1	2	3	5	6	7
Reuse & Exit	2039	308	397	435	0
Exemption & Violation	6720	158	102	176	0



Notes

1. Fee for Fastag vehicles passing two toll plazas, is collected at two plazas in few cases and therefore section wise traffic details will not be available at one plaza for same.
2. All Non-tollable traffic could not be recorded/reported due to unavailability of adequate Lanes & systems. Non-Tollable count includes Reuse of daily/return/monthly pass, exit trips, exemption and violations.
3. Reporting (FASTag/Cash/Card) - 12:00:00 AM to 11:59:59 PM.
4. Fastag Collection is net of Acquiring Bank Charges
5. FASTag Debit Adjustment/Chargeback Received from Bank (Net)
6. Double user fee (from cash vehicles entering dedicated Fastag lane) collected from vehicles are reported separately (count and revenue). These are included in vehicle category wise count and revenue.
7. Annual FASTag pass w.e.f. 15 August 2025 as per directions of MPEL vide letter no MPEL/DIC/2025/676 dated August 14, 2025.

MONTHLY/DAILY FEE STATEMENT

Project Highway: National Highway NH-48

Day/Month: 17-Sep-2025

Sr. No.	Name of Toll Plaza Location	Chainage
1	Varsoli	60+050

Type of Vehicle	For corresponding day/month of previous year 17-Sep-2024		For preceding day/month 16-Sep-2025		For the day/month reported upon 17-Sep-2025		
	No. of Vehicles	Fee collected (in lakh Rs.)	No. of Vehicles	Fee collected (in lakh Rs.)	Fee per Vehicle (in Rs.)	No. of Vehicles	Fee collected (in lakh Rs.)
1	2	3	4	5	6	7	8
A-Car (Note-7)	5554	326279	5713	336473	Note-1	6132	362609
B-LCV	843	80914	1223	118330		1306	126378
C-Bus	1046	193476	1295	239153		1450	268190
D-Truck	0	0	0	0		0	0
E-Three-axle vehicle	0	0	0	0		0	0
F-Multi-axle Truck	2704	1006617	3360	1268316		3334	1260633
G-Oversized vehicle	0	0	0	0	0	0	
FASTag Debit Adjustment/ Chargeback Received from Bank (Net) (Note-5)	0	689	0	309	Note-5	0	539
H- Total	10147	1607976	11591	1962582		12222	2018349

Day/Month wise Opening Balance of Toll Collection & Traffic

Day	17
Month	9
Year	2025
Toll Depositing Bank	State Bank Of India
Bank Account No.	39177623786

Transaction Type	Car/Jeep Count	Total Car/ Jeep Amount (in Rs.)	Bus/Truck Count	Total Bus / Truck Amount (in Rs.)	LCV Count	Total LCV Amount (in Rs.)	MAV (Multi Axle Vehicle Count)	Total MAV (Multi Axle Vehicle) Amount (in Rs.)	Three Axle Count	Three Axle Count Amount (in Rs.)	FASTag Debit Adjustment/ Chargeback Received from Bank (Net)
1	2	3	4	5	8	9	10	11	12	13	Note-5
Single Journey	3481	164351	1123	185670	897	75046	2892	1025679	0	0	539
Monthly Pass Sales	0	0	0	0	0	0	0	0	0	0	0
Daily Pass Sales	2183	154078	313	77568	401	50004	438	232822	0	0	0
Local Pass Sales	0	0	0	0	0	0	0	0	0	0	0
Return Pass Sales	0	0	0	0	0	0	0	0	0	0	0
Double User Fee (FASTag Lane Violation) (Note-6)	468	44180	14	4952	8	1328	4	2132	0	0	0

Traffic and Revenue Receivable (Annual Pass - Note 7)		
Transaction Type	Car/Jeep Count	Total Car/ Jeep Amount (in Rs.)
1	2	3
Annual Pass	268	0

Total Non-Tollable Traffic Count Entry Details (Note-2)					
Transaction Type	Car/Jeep Count	Bus/Truck Count	LCV Count	MAV (Multi Axle Vehicle Count)	Three Axle Count
1	2	3	5	6	7
Reuse & Exit	2349	372	434	462	0
Exemption & Violation	6881	141	93	136	0

Notes

- Fee for Fastag vehicles passing two toll plazas, is collected at two plazas in few cases and therefore section wise traffic details will not be available at one plaza for same.
- All Non-tollable traffic could not be recorded/reported due to unavailability of adequate Lanes & systems. Non-Tollable count includes Reuse of daily/return/monthly pass, exit trips, exemption and violations.
- Reporting (FASTag/Cash/Card) - 12:00:00 AM to 11:59:59 PM.
- Fastag Collection is net of Acquiring Bank Charges
- FASTag Debit Adjustment/Chargeback Received from Bank (Net)
- Double user fee (from cash vehicles entering dedicated Fastag lane) collected from vehicles are reported separately (count and revenue). These are included in vehicle category wise count and revenue.
- Annual FASTag pass w.e.f. 15 August 2025 as per directions of MPEL vide letter no MPEL/DIC/2025/676 dated August 14, 2025.



MONTHLY/DAILY FEE STATEMENT

Project Highway: National Highway NH-48

Day/Month: 18-Sep-2025

Sr. No.	Name of Toll Plaza Location	Chainage
1	National Highway NH-48 (from Km. 20+400 to 131+200)	60+050

Type of Vehicle	For corresponding day/month of previous year 18-Sep-2024		For preceding day/month 17-Sep-2025		For the day/month reported upon 18-Sep-2025			
	No. of Vehicles	Fee collected (in lakh Rs.)	No. of Vehicles	Fee collected (in lakh Rs.)	Fee per Vehicle (in Rs.)	No. of Vehicles	Fee collected (in lakh Rs.)	
1	2	3	4	5	6	7	8	
A-Car (Note-7)	6063	361280	6132	362609	Note-1	6110	359252	
B-LCV	1066	105232	1306	126378		1241	121485	
C-Bus	1122	211385	1450	268190		1439	266816	
D-Truck	0	0	0	0		0	0	
E-Three-axle vehicle	0	0	0	0		0	0	
F-Multi-axle Truck	2829	1072864	3334	1260633		3245	1228625	
G-Oversized vehicle	0	0	0	0		0	0	
FASTag Debit Adjustment/ Chargeback Received from Bank (Net) (Note-5)	0	414	0	539		Note-5	0	955
H- Total	11080	1751176	12222	2018349			12035	1977134

Day/Month wise Opening Balance of Toll Collection & Traffic

Day	18
Month	9
Year	2025
Toll Depositing Bank	State Bank Of India
Bank Account No.	39177623786

Transaction Type	Car/Jeep Count	Total Car/ Jeep Amount (in Rs.)	Bus/Truck Count	Total Bus / Truck Amount (in Rs.)	LCV Count	Total LCV Amount (in Rs.)	MAV (Multi Axle Vehicle Count)	Total MAV (Multi Axle Vehicle) Amount (in Rs.)	Three Axle Count	Three Axle Count Amount (in Rs.)	FASTag Debit Adjustment/ Chargeback Received from Bank (Net)
1	2	3	4	5	8	9	10	11	12	13	Note-5
Single Journey	3571	168773	1107	182975	814	67834	2803	993663	0	0	955
Monthly Pass Sales	0	0	0	0	0	0	0	0	0	0	0
Daily Pass Sales	2063	145454	316	78229	414	51494	432	229633	0	0	0
Local Pass Sales	0	0	0	0	0	0	0	0	0	0	0
Return Pass Sales	0	0	0	0	0	0	0	0	0	0	0
Double User Fee (FASTag Lane Violation) (Note-6)	476	45026	16	5612	13	2158	10	5330	0	0	0

Traffic and Revenue Receivable (Annual Pass - Note 7)		
Transaction Type	Car/Jeep Count	Total Car/ Jeep Amount (in Rs.)
1	2	3
Annual Pass	226	0

Total Non-Tollable Traffic Count Entry Details (Note-2)					
Transaction Type	Car/Jeep Count	Bus/Truck Count	LCV Count	MAV (Multi Axle Vehicle Count)	Three Axle Count
1	2	3	5	6	7
Reuse & Exit	2218	364	443	466	0
Exemption & Violation	6577	170	85	207	0

Notes

1. Fee for Fastag vehicles passing two toll plazas, is collected at two plazas in few cases and therefore section wise traffic details will not be available at one plaza for same.
2. All Non-tollable traffic could not be recorded/reported due to unavailability of adequate Lanes & systems. Non-Tollable count includes Reuse of daily/return/monthly pass, exit trips, exemption and violations.
3. Reporting (FASTag/Cash/Card) - 12:00:00 AM to 11:59:59 PM.
4. Fastag Collection is net of Acquiring Bank Charges
5. FASTag Debit Adjustment/Chargeback Received from Bank (Net)
6. Double user fee (from cash vehicles entering dedicated Fastag lane) collected from vehicles are reported separately (count and revenue). These are included in vehicle category wise count and revenue.
7. Annual FASTag pass w.e.f. 15 August 2025 as per directions of MPEL vide letter no MPEL/DIC/2025/676 dated August 14, 2025.



MONTHLY/DAILY FEE STATEMENT

Project Highway: National Highway NH-48

Day/Month: 19-Sep-2025

Sr. No.	Name of Toll Plaza Location	Chainage
1	Varsoli	60+050

Type of Vehicle	For corresponding day/month of previous year 19-Sep-2024		For preceding day/month 18-Sep-2025		For the day/month reported upon 19-Sep-2025		
	No. of Vehicles	Fee collected (in lakh Rs.)	No. of Vehicles	Fee collected (in lakh Rs.)	Fee per Vehicle (in Rs.)	No. of Vehicles	Fee collected (in lakh Rs.)
1	2	3	4	5	6	7	8
A-Car (Note-7)	6110	365305	6110	359252	Note-1	6801	399494
B-LCV	1209	118632	1241	121485		1178	113424
C-Bus	1359	254642	1439	266816		1402	259488
D-Truck	0	0	0	0		0	0
E-Three-axle vehicle	0	0	0	0		0	0
F-Multi-axle Truck	3564	1375033	3245	1228625		3236	1221948
G-Oversized vehicle	0	0	0	0		0	0
FASTag Debit Adjustment/ Chargeback Received from Bank (Net) (Note-5)	0	0	0	955	Note-5	0	494
H- Total	12242	2113613	12035	1977134		12617	1994848

Day/Month wise Opening Balance of Toll Collection & Traffic

Day	19
Month	9
Year	2025
Toll Depositing Bank	State Bank Of India
Bank Account No.	39177623786

Transaction Type	Car/Jeep Count	Total Car/ Jeep Amount (in Rs.)	Bus/Truck Count	Total Bus / Truck Amount (in Rs.)	LCV Count	Total LCV Amount (in Rs.)	MAV (Multi Axle Vehicle Count)	Total MAV (Multi Axle Vehicle) Amount (in Rs.)	Three Axle Count	Three Axle Count Amount (in Rs.)	FASTag Debit Adjustment/ Chargeback Received from Bank (Net)
1	2	3	4	5	8	9	10	11	12	13	Note-5
Single Journey	4018	189929	1080	178703	824	68886	2816	998507	0	0	494
Monthly Pass Sales	0	0	0	0	0	0	0	0	0	0	0
Daily Pass Sales	2219	156455	311	77155	343	42712	413	219533	0	0	0
Local Pass Sales	0	0	0	0	0	0	0	0	0	0	0
Return Pass Sales	0	0	0	0	0	0	0	0	0	0	0
Double User Fee (FASTag Lane Violation) (Note-6)	564	53110	11	3630	11	1826	7	3908	0	0	0

Traffic and Revenue Receivable (Annual Pass - Note 7)		
Transaction Type	Car/Jeep Count	Total Car/ Jeep Amount (in Rs.)
1	2	3
Annual Pass	287	0

Total Non-Tollable Traffic Count Entry Details (Note-2)					
Transaction Type	Car/Jeep Count	Bus/Truck Count	LCV Count	MAV (Multi Axle Vehicle Count)	Three Axle Count
1	2	3	5	6	7
Reuse & Exit	2408	363	371	430	0
Exemption & Violation	7581	217	98	210	0



Notes

1. Fee for Fastag vehicles passing two toll plazas, is collected at two plazas in few cases and therefore section wise traffic details will not be available at one plaza for same.
2. All Non-tollable traffic could not be recorded/reported due to unavailability of adequate Lanes & systems. Non-Tollable count includes Reuse of daily/return/monthly pass, exit trips, exemption and violations.
3. Reporting (FASTag/Cash/Card) - 12:00:00 AM to 11:59:59 PM.
4. Fastag Collection is net of Acquiring Bank Charges
5. FASTag Debit Adjustment/Chargeback Received from Bank (Net)
6. Double user fee (from cash vehicles entering dedicated Fastag lane) collected from vehicles are reported separately (count and revenue). These are included in vehicle category wise count and revenue.
7. Annual FASTag pass w.e.f. 15 August 2025 as per directions of MPEL vide letter no MPEL/DIC/2025/676 dated August 14, 2025.

MONTHLY/DAILY FEE STATEMENT

Project Highway: National Highway NH-48

Day/Month: 20-Sep-2025

Sr. No.	Name of Toll Plaza Location	Chainage
National Highway NH-48 (from Km. 20+400 to 131+200)		
1	Varsoli	60+050

Type of Vehicle	For corresponding day/month of previous year 20-Sep-2024		For preceding day/month 19-Sep-2025		For the day/month reported upon 20-Sep-2025		
	No. of Vehicles	Fee collected (in lakh Rs.)	No. of Vehicles	Fee collected (in lakh Rs.)	Fee per Vehicle (in Rs.)	No. of Vehicles	Fee collected (in lakh Rs.)
1	2	3	4	5	6	7	8
A-Car (Note-7)	6835	401904	6801	399494	Note-1	8927	516573
B-LCV	1230	119290	1178	113424		1315	127259
C-Bus	1409	262372	1402	259488		1388	258652
D-Truck	0	0	0	0		0	0
E-Three-axle vehicle	0	0	0	0		0	0
F-Multi-axle Truck	3620	1412406	3236	1221948		3478	1317340
G-Oversized vehicle	0	0	0	0		0	0
FASTag Debit Adjustment/ Chargeback Received from Bank (Net) (Note-5)	0	2200	0	494	Note-5	0	0
H- Total	13094	2198172	12617	1994848		15108	2219824

Day/Month wise Opening Balance of Toll Collection & Traffic

Day	20
Month	9
Year	2025
Toll Depositing Bank	State Bank Of India
Bank Account No.	39177623786

Transaction Type	Car/Jeep Count	Total Car/ Jeep Amount (in Rs.)	Bus/Truck Count	Total Bus / Truck Amount (in Rs.)	LCV Count	Total LCV Amount (in Rs.)	MAV (Multi Axle Vehicle Count)	Total MAV (Multi Axle Vehicle) Amount (in Rs.)	Three Axle Count	Three Axle Count Amount (in Rs.)	FASTag Debit Adjustment/ Chargeback Received from Bank (Net)
1	2	3	4	5	8	9	10	11	12	13	Note-5
Single Journey	5484	258954	1043	172501	899	74848	3010	1067852	0	0	0
Monthly Pass Sales	0	0	0	0	0	0	0	0	0	0	0
Daily Pass Sales	2818	198587	335	83015	405	50585	460	244516	0	0	0
Local Pass Sales	0	0	0	0	0	0	0	0	0	0	0
Return Pass Sales	0	0	0	0	0	0	0	0	0	0	0
Double User Fee (FASTag Lane Violation) (Note-6)	625	59032	10	3136	11	1826	8	4972	0	0	0

Traffic and Revenue Receivable (Annual Pass - Note 7)		
Transaction Type	Car/Jeep Count	Total Car/ Jeep Amount (in Rs.)
1	2	3
Annual Pass	377	0

Total Non-Tollable Traffic Count Entry Details (Note-2)					
Transaction Type	Car/Jeep Count	Bus/Truck Count	LCV Count	MAV (Multi Axle Vehicle Count)	Three Axle Count
1	2	3	5	6	7
Reuse & Exit	3075	381	445	478	0
Exemption & Violation	5536	163	83	165	0

Notes

1. Fee for Fastag vehicles passing two toll plazas, is collected at two plazas in few cases and therefore section wise traffic details will not be available at one plaza for same.
2. All Non-tollable traffic could not be recorded/reported due to unavailability of adequate Lanes & systems. Non-Tollable count includes Reuse of daily/return/monthly pass, exit trips, exemption and violations.
3. Reporting (FASTag/Cash/Card) - 12:00:00 AM to 11:59:59 PM.
4. Fastag Collection is net of Acquiring Bank Charges
5. FASTag Debit Adjustment/Chargeback Received from Bank (Net)
6. Double user fee (from cash vehicles entering dedicated Fastag lane) collected from vehicles are reported separately (count and revenue). These are included in vehicle category wise count and revenue.
7. Annual FASTag pass w.e.f. 15 August 2025 as per directions of MPEL vide letter no MPEL/DIC/2025/676 dated August 14, 2025.



MONTHLY/DAILY FEE STATEMENT

Project Highway: National Highway NH-48

Day/Month: 21-Sep-2025

Sr. No.	Name of Toll Plaza Location	Chainage
1	Varsoli	60+050

Type of Vehicle	For corresponding day/month of previous year 21-Sep-2024		For preceding day/month 20-Sep-2025		For the day/month reported upon 21-Sep-2025		
	No. of Vehicles	Fee collected (in lakh Rs.)	No. of Vehicles	Fee collected (in lakh Rs.)	Fee per Vehicle (in Rs.)	No. of Vehicles	Fee collected (in lakh Rs.)
1	2	3	4	5	6	7	8
A-Car (Note-7)	8815	516512	8927	516573	Note-1	8449	493474
B-LCV	1231	120000	1315	127259		820	76815
C-Bus	1400	259138	1388	258652		1077	195125
D-Truck	0	0	0	0		0	0
E-Three-axle vehicle	0	0	0	0		0	0
F-Multi-axle Truck	3514	1364414	3478	1317340		2866	1062133
G-Oversized vehicle	0	0	0	0		0	0
FASTag Debit Adjustment/ Chargeback Received from Bank (Net) (Note-5)	0	640	0	0	Note-5	0	-783
H- Total	14960	2260704	15108	2219824		13212	1826766

Day/Month wise Opening Balance of Toll Collection & Traffic

Day	21
Month	9
Year	2025
Toll Depositing Bank	State Bank Of India
Bank Account No.	39177623786

Transaction Type	Car/Jeep Count	Total Car/ Jeep Amount (in Rs.)	Bus/Truck Count	Total Bus / Truck Amount (in Rs.)	LCV Count	Total LCV Amount (in Rs.)	MAV (Multi Axle Vehicle Count)	Total MAV (Multi Axle Vehicle) Amount (in Rs.)	Three Axle Count	Three Axle Count Amount (in Rs.)	FASTag Debit Adjustment/ Chargeback Received from Bank (Net)
1	2	3	4	5	8	9	10	11	12	13	Note-5
Single Journey	5150	243339	883	146193	630	52784	2604	923383	0	0	-783
Monthly Pass Sales	0	0	0	0	0	0	0	0	0	0	0
Daily Pass Sales	2565	180670	185	45963	183	22869	253	134484	0	0	0
Local Pass Sales	0	0	0	0	0	0	0	0	0	0	0
Return Pass Sales	0	0	0	0	0	0	0	0	0	0	0
Double User Fee (FASTag Lane Violation) (Note-6)	734	69466	9	2970	7	1162	9	4266	0	0	0

Traffic and Revenue Receivable (Annual Pass - Note 7)		
Transaction Type	Car/Jeep Count	Total Car/ Jeep Amount (in Rs.)
1	2	3
Annual Pass	440	0

Total Non-Tollable Traffic Count Entry Details (Note-2)					
Transaction Type	Car/Jeep Count	Bus/Truck Count	LCV Count	MAV (Multi Axle Vehicle Count)	Three Axle Count
1	2	3	5	6	7
Reuse & Exit	2782	212	199	263	0
Exemption & Violation	6019	115	100	102	0

Notes

1. Fee for Fastag vehicles passing two toll plazas, is collected at two plazas in few cases and therefore section wise traffic details will not be available at one plaza for same.
2. All Non-tollable traffic could not be recorded/reported due to unavailability of adequate Lanes & systems. Non-Tollable count includes Reuse of daily/return/monthly pass, exit trips, exemption and violations.
3. Reporting (FASTag/Cash/Card) - 12:00:00 AM to 11:59:59 PM.
4. Fastag Collection is net of Acquiring Bank Charges
5. FASTag Debit Adjustment/Chargeback Received from Bank (Net)
6. Double user fee (from cash vehicles entering dedicated Fastag lane) collected from vehicles are reported separately (count and revenue). These are included in vehicle category wise count and revenue.
7. Annual FASTag pass w.e.f. 15 August 2025 as per directions of MPEL vide letter no MPEL/DIC/2025/676 dated August 14, 2025.



MONTHLY/DAILY FEE STATEMENT

Project Highway: National Highway NH-48

Day/Month: 22-Sep-2025

Sr. No.	Name of Toll Plaza Location	Chainage
1	National Highway NH-48 (from Km. 20+400 to 131+200)	60+050
	Varsoli	

Type of Vehicle	For corresponding day/month of previous year 22-Sep-2024		For preceding day/month 21-Sep-2025		For the day/month reported upon 22-Sep-2025		
	No. of Vehicles	Fee collected (in lakh Rs.)	No. of Vehicles	Fee collected (in lakh Rs.)	Fee per Vehicle (in Rs.)	No. of Vehicles	Fee collected (in lakh Rs.)
1	2	3	4	5	6	7	8
A-Car (Note-7)	9237	550118	8449	493474	Note-1	6694	410457
B-LCV	886	84082	820	76815		945	90564
C-Bus	1068	197281	1077	195125		1124	211358
D-Truck	0	0	0	0		0	0
E-Three-axle vehicle	0	0	0	0		0	0
F-Multi-axle Truck	2816	1062540	2866	1062133		2503	947371
G-Oversized vehicle	0	0	0	0		0	0
FASTag Debit Adjustment/ Chargeback Received from Bank (Net) (Note-5)	0	0	0	-783	Note-5	0	640
H- Total	14007	1894020	13212	1826766		11266	1660390

Day/Month wise Opening Balance of Toll Collection & Traffic

Day	22
Month	9
Year	2025
Toll Depositing Bank	State Bank Of India
Bank Account No.	39177623786

Transaction Type	Car/Jeep Count	Total Car/ Jeep Amount (in Rs.)	Bus/Truck Count	Total Bus / Truck Amount (in Rs.)	LCV Count	Total LCV Amount (in Rs.)	MAV (Multi Axle Vehicle Count)	Total MAV (Multi Axle Vehicle) Amount (in Rs.)	Three Axle Count	Three Axle Count Amount (in Rs.)	FASTag Debit Adjustment/ Chargeback Received from Bank (Net)
1	2	3	4	5	8	9	10	11	12	13	Note-5
Single Journey	3361	159155	838	138826	663	55099	2167	768402	0	0	640
Monthly Pass Sales	0	0	0	0	0	0	0	0	0	0	0
Daily Pass Sales	2635	185596	268	66592	274	34136	328	174351	0	0	0
Local Pass Sales	0	0	0	0	0	0	0	0	0	0	0
Return Pass Sales	0	0	0	0	0	0	0	0	0	0	0
Double User Fee (FASTag Lane Violation) (Note-6)	698	65706	18	5940	8	1328	8	4618	0	0	0

Traffic and Revenue Receivable (Annual Pass - Note 7)		
Transaction Type	Car/Jeep Count	Total Car/ Jeep Amount (in Rs.)
1	2	3
Annual Pass	270	0

Total Non-Tollable Traffic Count Entry Details (Note-2)					
Transaction Type	Car/Jeep Count	Bus/Truck Count	LCV Count	MAV (Multi Axle Vehicle Count)	Three Axle Count
1	2	3	5	6	7
Reuse & Exit	2765	320	300	340	0
Exemption & Violation	7410	144	87	115	0

Notes

1. Fee for Fastag vehicles passing two toll plazas, is collected at two plazas in few cases and therefore section wise traffic details will not be available at one plaza for same.
2. All Non-tollable traffic could not be recorded/reported due to unavailability of adequate Lanes & systems. Non-Tollable count includes Reuse of daily/return/monthly pass, exit trips, exemption and violations.
3. Reporting (FASTag/Cash/Card) - 12:00:00 AM to 11:59:59 PM.
4. Fastag Collection is net of Acquiring Bank Charges
5. FASTag Debit Adjustment/Chargeback Received from Bank (Net)
6. Double user fee (from cash vehicles entering dedicated Fastag lane) collected from vehicles are reported separately (count and revenue). These are included in vehicle category wise count and revenue.
7. Annual FASTag pass w.e.f. 15 August 2025 as per directions of MPEL vide letter no MPEL/DIC/2025/676 dated August 14, 2025.



MONTHLY/DAILY FEE STATEMENT

Project Highway: National Highway NH-48

Day/Month: 23-Sep-2025

Sr. No.	Name of Toll Plaza Location	Chainage
1	Varsoli	60+050

Type of Vehicle	For corresponding day/month of previous year 23-Sep-2024		For preceding day/month 22-Sep-2025		For the day/month reported upon 23-Sep-2025		
	No. of Vehicles	Fee collected (in lakh Rs.)	No. of Vehicles	Fee collected (in lakh Rs.)	Fee per Vehicle (in Rs.)	No. of Vehicles	Fee collected (in lakh Rs.)
1	2	3	4	5	6	7	8
A-Car (Note-7)	6000	351404	6694	410457	Note-1	6356	390543
B-LCV	881	87052	945	90564		1243	120162
C-Bus	1167	218502	1124	211358		1350	252744
D-Truck	0	0	0	0		0	0
E-Three-axle vehicle	0	0	0	0		0	0
F-Multi-axle Truck	2851	1084873	2503	947371		3288	1249945
G-Oversized vehicle	0	0	0	0		0	0
FASTag Debit Adjustment/ Chargeback Received from Bank (Net) (Note-5)	0	0	0	640	Note-5	0	573
H- Total	10899	1741831	11266	1660390		12237	2013967

Day/Month wise Opening Balance of Toll Collection & Traffic

Day	23
Month	9
Year	2025
Toll Depositing Bank	State Bank Of India
Bank Account No.	39177623786

Transaction Type	Car/Jeep Count	Total Car/ Jeep Amount (in Rs.)	Bus/Truck Count	Total Bus / Truck Amount (in Rs.)	LCV Count	Total LCV Amount (in Rs.)	MAV (Multi Axle Vehicle Count)	Total MAV (Multi Axle Vehicle) Amount (in Rs.)	Three Axle Count	Three Axle Count Amount (in Rs.)	FASTag Debit Adjustment/ Chargeback Received from Bank (Net)
1	2	3	4	5	8	9	10	11	12	13	Note-5
Single Journey	3145	148991	1003	165687	853	71317	2810	996028	0	0	573
Monthly Pass Sales	0	0	0	0	0	0	0	0	0	0	0
Daily Pass Sales	2575	181486	334	82767	385	48015	471	250364	0	0	0
Local Pass Sales	0	0	0	0	0	0	0	0	0	0	0
Return Pass Sales	0	0	0	0	0	0	0	0	0	0	0
Double User Fee (FASTag Lane Violation) (Note-6)	636	60066	13	4290	5	830	7	3554	0	0	0

Traffic and Revenue Receivable (Annual Pass - Note 7)		
Transaction Type	Car/Jeep Count	Total Car/ Jeep Amount (in Rs.)
1	2	3
Annual Pass	225	0

Total Non-Tollable Traffic Count Entry Details (Note-2)					
Transaction Type	Car/Jeep Count	Bus/Truck Count	LCV Count	MAV (Multi Axle Vehicle Count)	Three Axle Count
1	2	3	5	6	7
Reuse & Exit	2713	384	415	486	0
Exemption & Violation	7782	180	81	211	0

Notes

1. Fee for Fastag vehicles passing two toll plazas, is collected at two plazas in few cases and therefore section wise traffic details will not be available at one plaza for same.
2. All Non-tollable traffic could not be recorded/reported due to unavailability of adequate Lanes & systems. Non-Tollable count includes Reuse of daily/return/monthly pass, exit trips, exemption and violations.
3. Reporting (FASTag/Cash/Card) - 12:00:00 AM to 11:59:59 PM.
4. Fastag Collection is net of Acquiring Bank Charges
5. FASTag Debit Adjustment/Chargeback Received from Bank (Net)
6. Double user fee (from cash vehicles entering dedicated Fastag lane) collected from vehicles are reported separately (count and revenue). These are included in vehicle category wise count and revenue.
7. Annual FASTag pass w.e.f. 15 August 2025 as per directions of MPEL vide letter no MPEL/DIC/2025/676 dated August 14, 2025.



MONTHLY/DAILY FEE STATEMENT

Project Highway: National Highway NH-48

Day/Month: 24-Sep-2025

Sr. No.	Name of Toll Plaza Location	Chainage
National Highway NH-48 (from Km. 20+400 to 131+200)		
1	Varsoli	60+050

Type of Vehicle	For corresponding day/month of previous year 24-Sep-2024		For preceding day/month 23-Sep-2025		For the day/month reported upon 24-Sep-2025		
	No. of Vehicles	Fee collected (in lakh Rs.)	No. of Vehicles	Fee collected (in lakh Rs.)	Fee per Vehicle (in Rs.)	No. of Vehicles	Fee collected (in lakh Rs.)
1	2	3	4	5	6	7	8
A-Car (Note-7)	5941	355871	6356	390543	Note-1	7123	440499
B-LCV	1175	114565	1243	120162		1347	131306
C-Bus	1408	260615	1350	252744		1383	258944
D-Truck	0	0	0	0		0	0
E-Three-axle vehicle	0	0	0	0		0	0
F-Multi-axle Truck	3255	124407	3288	1249945		3541	1361857
G-Oversized vehicle	0	0	0	0		0	0
FASTag Debit Adjustment/ Chargeback Received from Bank (Net) (Note-5)	0	1136	0	573	Note-5	0	-119
H- Total	11779	1972595	12237	2013967		13394	2192486

Day/Month wise Opening Balance of Toll Collection & Traffic

Day	24
Month	9
Year	2025
Toll Depositing Bank	State Bank Of India
Bank Account No.	39177623786

Transaction Type	Car/Jeep Count	Total Car/ Jeep Amount (in Rs.)	Bus/Truck Count	Total Bus / Truck Amount (in Rs.)	LCV Count	Total LCV Amount (in Rs.)	MAV (Multi Axle Vehicle Count)	Total MAV (Multi Axle Vehicle) Amount (in Rs.)	Three Axle Count	Three Axle Count Amount (in Rs.)	FASTag Debit Adjustment/ Chargeback Received from Bank (Net)
1	2	3	4	5	8	9	10	11	12	13	Note-5
Single Journey	3470	164109	1042	172218	899	75044	3054	1083565	0	0	-119
Monthly Pass Sales	0	0	0	0	0	0	4	21360	0	0	0
Daily Pass Sales	2849	200813	314	77816	436	54270	474	251958	0	0	0
Local Pass Sales	0	0	0	0	0	0	0	0	0	0	0
Return Pass Sales	0	0	0	0	0	0	0	0	0	0	0
Double User Fee (FASTag Lane Violation) (Note-6)	804	75576	27	8910	12	1992	9	4974	0	0	0

Traffic and Revenue Receivable (Annual Pass - Note 7)		
Transaction Type	Car/Jeep Count	Total Car/ Jeep Amount (in Rs.)
1	2	3
Annual Pass	236	0

Total Non-Tollable Traffic Count Entry Details (Note-2)					
Transaction Type	Car/Jeep Count	Bus/Truck Count	LCV Count	MAV (Multi Axle Vehicle Count)	Three Axle Count
1	2	3	5	6	7
Reuse & Exit	3017	364	468	501	0
Exemption & Violation	7792	211	94	175	0

Notes

- Fee for Fastag vehicles passing two toll plazas, is collected at two plazas in few cases and therefore section wise traffic details will not be available at one plaza for same.
- All Non-tollable traffic could not be recorded/reported due to unavailability of adequate Lanes & systems. Non-Tollable count includes Reuse of daily/return/monthly pass, exit trips, exemption and violations.
- Reporting (FASTag/Cash/Card) - 12:00:00 AM to 11:59:59 PM.
- Fastag Collection is net of Acquiring Bank Charges
- FASTag Debit Adjustment/Chargeback Received from Bank (Net)
- Double user fee (from cash vehicles entering dedicated Fastag lane) collected from vehicles are reported separately (count and revenue). These are included in vehicle category wise count and revenue.
- Annual FASTag pass w.e.f. 15 August 2025 as per directions of MPEL vide letter no MPEL/DIC/2025/676 dated August 14, 2025.



MONTHLY/DAILY FEE STATEMENT

Project Highway: National Highway NH-48

Day/Month: 25-Sep-2025

Sr. No.	Name of Toll Plaza Location	Chainage
1	National Highway NH-48 (from Km. 20+400 to 131+200) Varsoli	60+050

Type of Vehicle	For corresponding day/month of previous year 25-Sep-2024		For preceding day/month 24-Sep-2025		For the day/month reported upon 25-Sep-2025		
	No. of Vehicles	Fee collected (in lakh Rs.)	No. of Vehicles	Fee collected (in lakh Rs.)	Fee per Vehicle (in Rs.)	No. of Vehicles	Fee collected (in lakh Rs.)
1	2	3	4	5	6	7	8
A-Car (Note-7)	5707	340948	7123	440499	Note-1	7634	477230
B-LCV	1184	113880	1347	131306		1317	130204
C-Bus	1366	255355	1383	258944		1406	265003
D-Truck	0	0	0	0		0	0
E-Three-axle vehicle	0	0	0	0		0	0
F-Multi-axle Truck	3176	1216249	3541	1361857		3289	1247587
G-Oversized vehicle	0	0	0	0		0	0
FASTag Debit Adjustment/ Chargeback Received from Bank (Net) (Note-5)	0	319	0	-119	Note-5	0	1013
H- Total	11433	1926753	13394	2192486		13646	2121037

Day/Month wise Opening Balance of Toll Collection & Traffic

Day	25
Month	9
Year	2025
Toll Depositing Bank	State Bank Of India
Bank Account No.	39177623786

Transaction Type	Car/Jeep Count	Total Car/ Jeep Amount (in Rs.)	Bus/Truck Count	Total Bus / Truck Amount (in Rs.)	LCV Count	Total LCV Amount (in Rs.)	MAV (Multi Axle Vehicle Count)	Total MAV (Multi Axle Vehicle) Amount (in Rs.)	Three Axle Count	Three Axle Count Amount (in Rs.)	FASTag Debit Adjustment/ Chargeback Received from Bank (Net)
1	2	3	4	5	8	9	10	11	12	13	Note-5
Single Journey	3574	168943	1032	170520	845	70793	2833	1005010	0	0	1013
Monthly Pass Sales	0	0	0	0	0	0	0	0	0	0	0
Daily Pass Sales	3141	221430	352	87223	459	57086	449	238669	0	0	0
Local Pass Sales	0	0	0	0	0	0	0	0	0	0	0
Return Pass Sales	0	0	0	0	0	0	0	0	0	0	0
Double User Fee (FASTag Lane Violation) (Note-6)	919	86856	22	7260	13	2324	7	3908	0	0	0

Traffic and Revenue Receivable (Annual Pass - Note 7)		
Transaction Type	Car/Jeep Count	Total Car/ Jeep Amount (in Rs.)
1	2	3
Annual Pass	311	0

Total Non-Tollable Traffic Count Entry Details (Note-2)						
Transaction Type	Car/Jeep Count	Bus/Truck Count	LCV Count	MAV (Multi Axle Vehicle Count)	Three Axle Count	
1	2	3	5	6	7	
Reuse & Exit	3265	397	489	466	0	
Exemption & Violation	7804	213	94	168	0	

Notes

- Fee for Fastag vehicles passing two toll plazas, is collected at two plazas in few cases and therefore section wise traffic details will not be available at one plaza for same.
- All Non-tollable traffic could not be recorded/reported due to unavailability of adequate Lanes & systems. Non-Tollable count includes Reuse of daily/return/monthly pass, exit trips, exemption and violations.
- Reporting (FASTag/Cash/Card) - 12:00:00 AM to 11:59:59 PM.
- Fastag Collection is net of Acquiring Bank Charges
- FASTag Debit Adjustment/Chargeback Received from Bank (Net)
- Double user fee (from cash vehicles entering dedicated Fastag lane) collected from vehicles are reported separately (count and revenue). These are included in vehicle category wise count and revenue.
- Annual FASTag pass w.e.f. 15 August 2025 as per directions of MPEL vide letter no MPEL/DIC/2025/676 dated August 14, 2025.



MONTHLY/DAILY FEE STATEMENT

Project Highway: National Highway NH-48

Day/Month: 26-Sep-2025

Sr. No.	Name of Toll Plaza Location	Chainage
1	National Highway NH-48 (from Km. 20+400 to 131+200) Varsoli	60+050

Type of Vehicle	For corresponding day/month of previous year 26-Sep-2024		For preceding day/month 25-Sep-2025		For the day/month reported upon 26-Sep-2025		
	No. of Vehicles	Fee collected (in lakh Rs.)	No. of Vehicles	Fee collected (in lakh Rs.)	Fee per Vehicle (in Rs.)	No. of Vehicles	Fee collected (in lakh Rs.)
1	2	3	4	5	6	7	8
A-Car (Note-7)	5764	346794	7634	477230	Note-1	8370	518946
B-LCV	1154	112902	1317	130204		1258	123327
C-Bus	1365	252957	1406	265003		1450	266784
D-Truck	0	0	0	0		0	0
E-Three-axle vehicle	0	0	0	0		0	0
F-Multi-axle Truck	3160	1203927	3289	1247587		3476	1317753
G-Oversized vehicle	0	0	0	0		0	0
FASTag Debit Adjustment/ Chargeback Received from Bank (Net) (Note-5)	0	679	0	1013	Note-5	0	903
H- Total	11443	1917258	13646	2121037		14554	2227713

Day/Month wise Opening Balance of Toll Collection & Traffic

Day	26
Month	9
Year	2025
Toll Depositing Bank	State Bank Of India
Bank Account No.	39177623786


Transaction Type	Car/Jeep Count	Total Car/ Jeep Amount (in Rs.)	Bus/Truck Count	Total Bus / Truck Amount (in Rs.)	LCV Count	Total LCV Amount (in Rs.)	MAV (Multi Axle Vehicle Count)	Total MAV (Multi Axle Vehicle) Amount (in Rs.)	Three Axle Count	Three Axle Count Amount (in Rs.)	FASTag Debit Adjustment/ Chargeback Received from Bank (Net)
1	2	3	4	5	8	9	10	11	12	13	Note-5
Single Journey	4081	193050	1134	187484	835	69630	2993	1061353	0	0	903
Monthly Pass Sales	0	0	0	0	0	0	0	0	0	0	0
Daily Pass Sales	3334	235844	304	75340	406	50709	475	252490	0	0	0
Local Pass Sales	0	0	0	0	0	0	0	0	0	0	0
Return Pass Sales	0	0	0	0	0	0	0	0	0	0	0
Double User Fee (FASTag Lane Violation) (Note-6)	955	90052	12	3960	17	2988	8	3910	0	0	0

Traffic and Revenue Receivable (Annual Pass - Note 7)		
Transaction Type	Car/Jeep Count	Total Car/ Jeep Amount (in Rs.)
1	2	3
Annual Pass	292	0

Total Non-Tollable Traffic Count Entry Details (Note-2)						
Transaction Type	Car/Jeep Count	Bus/Truck Count	LCV Count	MAV (Multi Axle Vehicle Count)	Three Axle Count	
1	2	3	5	6	7	
Reuse & Exit	3531	361	439	501	0	
Exemption & Violation	8290	196	82	192	0	

Notes

- Fee for Fastag vehicles passing two toll plazas, is collected at two plazas in few cases and therefore section wise traffic details will not be available at one plaza for same.
- All Non-tollable traffic could not be recorded/reported due to unavailability of adequate Lanes & systems. Non-Tollable count includes Reuse of daily/return/monthly pass, exit trips, exemption and violations.
- Reporting (FASTag/Cash/Card) - 12:00:00 AM to 11:59:59 PM.
- Fastag Collection is net of Acquiring Bank Charges
- FASTag Debit Adjustment/Chargeback Received from Bank (Net)
- Double user fee (from cash vehicles entering dedicated Fastag lane) collected from vehicles are reported separately (count and revenue). These are included in vehicle category wise count and revenue.
- Annual FASTag pass w.e.f. 15 August 2025 as per directions of MPEL vide letter no MPEL/DIC/2025/676 dated August 14, 2025.



MONTHLY/DAILY FEE STATEMENT

Project Highway: National Highway NH-48

Day/Month: 27-Sep-2025

Sr. No.	Name of Toll Plaza Location	Chainage
National Highway NH-48 (from Km. 20+400 to 131+200)		
1	Varsoli	60+050

Type of Vehicle	For corresponding day/month of previous year 27-Sep-2024		For preceding day/month 26-Sep-2025		For the day/month reported upon 27-Sep-2025		
	No. of Vehicles	Fee collected (in lakh Rs.)	No. of Vehicles	Fee collected (in lakh Rs.)	Fee per Vehicle (in Rs.)	No. of Vehicles	Fee collected (in lakh Rs.)
1	2	3	4	5	6	7	8
A-Car (Note-7)	6603	395279	8370	518946	Note-1	10516	648079
B-LCV	1159	111600	1258	123327		1312	126337
C-Bus	1353	253163	1450	266784		1462	274082
D-Truck	0	0	0	0		0	0
E-Three-axle vehicle	0	0	0	0		0	0
F-Multi-axle Truck	3242	1233765	3476	1317753		3340	1261520
G-Oversized vehicle	0	0	0	0		0	0
FASTag Debit Adjustment/ Chargeback Received from Bank (Net) (Note-5)	0	321	0	903	Note-5	0	0
H- Total	12357	1994128	14554	2227713		16630	2310019

Day/Month wise Opening Balance of Toll Collection & Traffic

Day	27
Month	9
Year	2025
Toll Depositing Bank	State Bank Of India
Bank Account No.	39177623786

Transaction Type	Car/Jeep Count	Total Car/ Jeep Amount (in Rs.)	Bus/Truck Count	Total Bus / Truck Amount (in Rs.)	LCV Count	Total LCV Amount (in Rs.)	MAV (Multi Axle Vehicle Count)	Total MAV (Multi Axle Vehicle) Amount (in Rs.)	Three Axle Count	Three Axle Count Amount (in Rs.)	FASTag Debit Adjustment/ Chargeback Received from Bank (Net)
1	2	3	4	5	8	9	10	11	12	13	Note-5
Single Journey	5277	249676	1106	182984	922	76866	2905	1029930	0	0	0
Monthly Pass Sales	0	0	0	0	0	0	0	0	0	0	0
Daily Pass Sales	4003	281937	321	79549	371	46317	430	228748	0	0	0
Local Pass Sales	0	0	0	0	0	0	0	0	0	0	0
Return Pass Sales	0	0	0	0	0	0	0	0	0	0	0
Double User Fee (FASTag Lane Violation) (Note-6)	1236	116466	35	11550	19	3154	5	2842	0	0	0

Traffic and Revenue Receivable (Annual Pass - Note 7)		
Transaction Type	Car/Jeep Count	Total Car/ Jeep Amount (in Rs.)
1	2	3
Annual Pass	348	0

Total Non-Tollable Traffic Count Entry Details (Note-2)					
Transaction Type	Car/Jeep Count	Bus/Truck Count	LCV Count	MAV (Multi Axle Vehicle Count)	Three Axle Count
1	2	3	5	6	7
Reuse & Exit	4224	367	396	448	0
Exemption & Violation	8182	183	81	142	0

Notes

1. Fee for Fastag vehicles passing two toll plazas, is collected at two plazas in few cases and therefore section wise traffic details will not be available at one plaza for same.
2. All Non-tollable traffic could not be recorded/reported due to unavailability of adequate Lanes & systems. Non-Tollable count includes Reuse of daily/return/monthly pass, exit trips, exemption and violations.
3. Reporting (FASTag/Cash/Card) - 12:00:00 AM to 11:59:59 PM.
4. Fastag Collection is net of Acquiring Bank Charges
5. FASTag Debit Adjustment/Chargeback Received from Bank (Net)
6. Double user fee (from cash vehicles entering dedicated Fastag lane) collected from vehicles are reported separately (count and revenue). These are included in vehicle category wise count and revenue.
7. Annual FASTag pass w.e.f. 15 August 2025 as per directions of MPEL vide letter no MPEL/DIC/2025/676 dated August 14, 2025.



MONTHLY/DAILY FEE STATEMENT

Project Highway: National Highway NH-48

Day/Month: 28-Sep-2025

Sr. No.	Name of Toll Plaza Location	Chainage
1	Varsoli	60+050

Type of Vehicle	For corresponding day/month of previous year 28-Sep-2024		For preceding day/month 27-Sep-2025		For the day/month reported upon 28-Sep-2025		
	No. of Vehicles	Fee collected (in lakh Rs.)	No. of Vehicles	Fee collected (in lakh Rs.)	Fee per Vehicle (in Rs.)	No. of Vehicles	Fee collected (in lakh Rs.)
1	2	3	4	5	6	7	8
A-Car (Note-7)	9635	571054	10516	648079	Note-1	9486	601567
B-LCV	1254	124521	1312	126337		880	86403
C-Bus	1339	253906	1462	274082		1121	206017
D-Truck	0	0	0	0		0	0
E-Three-axle vehicle	0	0	0	0		0	0
F-Multi-axle Truck	3376	1277751	3340	1261520		2832	1054781
G-Oversized vehicle	0	0	0	0		0	0
FASTag Debit Adjustment/ Chargeback Received from Bank (Net) (Note-5)	0	366	0	0	Note-5	0	0
H- Total	15604	2227599	16630	2310019		14319	1948768

Day/Month wise Opening Balance of Toll Collection & Traffic

Day	28
Month	9
Year	2025
Toll Depositing Bank	State Bank Of India
Bank Account No.	39177623786

Transaction Type	Car/Jeep Count	Total Car/ Jeep Amount (in Rs.)	Bus/Truck Count	Total Bus / Truck Amount (in Rs.)	LCV Count	Total LCV Amount (in Rs.)	MAV (Multi Axle Vehicle Count)	Total MAV (Multi Axle Vehicle) Amount (in Rs.)	Three Axle Count	Three Axle Count Amount (in Rs.)	FASTag Debit Adjustment/ Chargeback Received from Bank (Net)
1	2	3	4	5	8	9	10	11	12	13	Note-5
Single Journey	4489	215586	912	152795	620	53130	2583	922239	0	0	0
Monthly Pass Sales	0	0	0	0	0	0	0	0	0	0	0
Daily Pass Sales	3604	254351	195	48602	243	30452	244	129700	0	0	0
Local Pass Sales	0	0	0	0	0	0	0	0	0	0	0
Return Pass Sales	0	0	0	0	0	0	0	0	0	0	0
Double User Fee (FASTag Lane Violation) (Note-6)	1393	131630	14	4620	17	2822	5	2842	0	0	0

Traffic and Revenue Receivable (Annual Pass - Note 7)		
Transaction Type	Car/Jeep Count	Total Car/ Jeep Amount (in Rs.)
1	2	3
Annual Pass	320	0

Total Non-Tollable Traffic Count Entry Details (Note-2)					
Transaction Type	Car/Jeep Count	Bus/Truck Count	LCV Count	MAV (Multi Axle Vehicle Count)	Three Axle Count
1	2	3	5	6	7
Reuse & Exit	3838	232	274	256	0
Exemption & Violation	7215	112	50	48	0

Notes

1. Fee for Fastag vehicles passing two toll plazas, is collected at two plazas in few cases and therefore section wise traffic details will not be available at one plaza for same.
2. All Non-tollable traffic could not be recorded/reported due to unavailability of adequate Lanes & systems. Non-Tollable count includes Reuse of daily/return/monthly pass, exit trips, exemption and violations.
3. Reporting (FASTag/Cash/Card) - 12:00:00 AM to 11:59:59 PM.
4. Fastag Collection is net of Acquiring Bank Charges
5. FASTag Debit Adjustment/Chargeback Received from Bank (Net)
6. Double user fee (from cash vehicles entering dedicated Fastag lane) collected from vehicles are reported separately (count and revenue). These are included in vehicle category wise count and revenue.
7. Annual FASTag pass w.e.f. 15 August 2025 as per directions of MPEL vide letter no MPEL/DIC/2025/676 dated August 14, 2025.



MONTHLY/DAILY FEE STATEMENT

Project Highway: National Highway NH-48

Day/Month: 29-Sep-2025

Sr. No.	Name of Toll Plaza Location	Chainage
1	National Highway NH-48 (from Km. 20+400 to 131+200)	60+050
	Varsoli	

Type of Vehicle	For corresponding day/month of previous year 29-Sep-2024		For preceding day/month 28-Sep-2025		For the day/month reported upon 29-Sep-2025		
	No. of Vehicles	Fee collected (in lakh Rs.)	No. of Vehicles	Fee collected (in lakh Rs.)	Fee per Vehicle (in Rs.)	No. of Vehicles	Fee collected (in lakh Rs.)
1	2	3	4	5	6	7	8
A-Car (Note-7)	10611	640308	9486	601567	Note-1	6665	409964
B-LCV	913	87495	880	86403		1040	99666
C-Bus	1144	211561	1121	206017		1197	222317
D-Truck	0	0	0	0		0	0
E-Three-axle vehicle	0	0	0	0		0	0
F-Multi-axle Truck	2892	1078068	2832	1054781		2684	1034555
G-Oversized vehicle	0	0	0	0		0	0
FASTag Debit Adjustment/ Chargeback Received from Bank (Net) (Note-5)	0	0	0	0	Note-5	0	2996
H- Total	15560	2017433	14319	1948768		11586	1769498

Day/Month wise Opening Balance of Toll Collection & Traffic

Day	29
Month	9
Year	2025
Toll Depositing Bank	State Bank Of India
Bank Account No.	39177623786

Transaction Type	Car/Jeep Count	Total Car/ Jeep Amount (in Rs.)	Bus/Truck Count	Total Bus / Truck Amount (in Rs.)	LCV Count	Total LCV Amount (in Rs.)	MAV (Multi Axle Vehicle Count)	Total MAV (Multi Axle Vehicle) Amount (in Rs.)	Three Axle Count	Three Axle Count Amount (in Rs.)	FASTag Debit Adjustment/ Chargeback Received from Bank (Net)
1	2	3	4	5	8	9	10	11	12	13	Note-5
Single Journey	3423	161560	915	151021	737	61426	2361	837035	0	0	2996
Monthly Pass Sales	1	1408	0	0	0	0	5	26700	0	0	0
Daily Pass Sales	2472	174147	265	65686	294	36580	308	163720	0	0	0
Local Pass Sales	0	0	0	0	0	0	0	0	0	0	0
Return Pass Sales	0	0	0	0	0	0	0	0	0	0	0
Double User Fee (FASTag Lane Violation) (Note-6)	769	72850	17	5610	9	1660	10	7100	0	0	0

Traffic and Revenue Receivable (Annual Pass - Note 7)		
Transaction Type	Car/Jeep Count	Total Car/ Jeep Amount (in Rs.)
1	2	3
Annual Pass	307	0

Total Non-Tollable Traffic Count Entry Details (Note-2)					
Transaction Type	Car/Jeep Count	Bus/Truck Count	LCV Count	MAV (Multi Axle Vehicle Count)	Three Axle Count
1	2	3	5	6	7
Reuse & Exit	2642	309	318	314	0
Exemption & Violation	8100	143	74	74	0

Notes

1. Fee for Fastag vehicles passing two toll plazas, is collected at two plazas in few cases and therefore section wise traffic details will not be available at one plaza for same.
2. All Non-tollable traffic could not be recorded/reported due to unavailability of adequate Lanes & systems. Non-Tollable count includes Reuse of daily/return/monthly pass, exit trips, exemption and violations.
3. Reporting (FASTag/Cash/Card) - 12:00:00 AM to 11:59:59 PM.
4. Fastag Collection is net of Acquiring Bank Charges
5. FASTag Debit Adjustment/Chargeback Received from Bank (Net)
6. Double user fee (from cash vehicles entering dedicated Fastag lane) collected from vehicles are reported separately (count and revenue). These are included in vehicle category wise count and revenue.
7. Annual FASTag pass w.e.f. 15 August 2025 as per directions of MPEL vide letter no MPEL/DIC/2025/676 dated August 14, 2025.



MONTHLY/DAILY FEE STATEMENT

Project Highway: National Highway NH-48

Day/Month: 30-Sep-2025

Sr. No.	Name of Toll Plaza Location	Chainage
1	Varsoli	60+050

Type of Vehicle	For corresponding day/month of previous year 30-Sep-2024		For preceding day/month 29-Sep-2025		For the day/month reported upon 30-Sep-2025		
	No. of Vehicles	Fee collected (in lakh Rs.)	No. of Vehicles	Fee collected (in lakh Rs.)	Fee per Vehicle (in Rs.)	No. of Vehicles	Fee collected (in lakh Rs.)
1	2	3	4	5	6	7	8
A-Car (Note-7)	6831	412613	6665	409964	Note-1	7183	446486
B-LCV	1015	99089	1040	99666		1245	130120
C-Bus	1183	222451	1197	222317		1354	261367
D-Truck	0	0	0	0		0	0
E-Three-axle vehicle	0	0	0	0		0	0
F-Multi-axle Truck	2686	1012459	2684	1034555		3133	1187342
G-Oversized vehicle	0	0	0	0		0	0
FASTag Debit Adjustment/ Chargeback Received from Bank (Net) (Note-5)	0	0	0	2996		Note-5	0
H- Total	11715	1746613	11586	1769498		12915	2026504

Day/Month wise Opening Balance of Toll Collection & Traffic

Day	30
Month	9
Year	2025
Toll Depositing Bank	State Bank Of India
Bank Account No.	39177623786

Transaction Type	Car/Jeep Count	Total Car/ Jeep Amount (in Rs.)	Bus/Truck Count	Total Bus / Truck Amount (in Rs.)	LCV Count	Total LCV Amount (in Rs.)	MAV (Multi Axle Vehicle Count)	Total MAV (Multi Axle Vehicle) Amount (in Rs.)	Three Axle Count	Three Axle Count Amount (in Rs.)	FASTag Debit Adjustment/ Chargeback Received from Bank (Net)
1	2	3	4	5	8	9	10	11	12	13	Note-5
Single Journey	3516	166058	1038	171608	856	71453	2707	959998	0	0	1188
Monthly Pass Sales	1	719	2	9882	4	9942	0	0	0	0	0
Daily Pass Sales	2803	197554	289	71627	368	45903	415	220596	0	0	0
Local Pass Sales	0	0	0	0	0	0	0	0	0	0	0
Return Pass Sales	0	0	0	0	0	0	0	0	0	0	0
Double User Fee (FASTag Lane Violation) (Note-6)	863	82156	25	8250	17	2822	11	6748	0	0	0

Traffic and Revenue Receivable (Annual Pass - Note 7)		
Transaction Type	Car/Jeep Count	Total Car/ Jeep Amount (in Rs.)
1	2	3
Annual Pass	332	0

Total Non-Tollable Traffic Count Entry Details (Note-2)					
Transaction Type	Car/Jeep Count	Bus/Truck Count	LCV Count	MAV (Multi Axle Vehicle Count)	Three Axle Count
1	2	3	5	6	7
Reuse & Exit	2980	340	393	424	0
Exemption & Violation	7733	184	88	157	0

Notes

1. Fee for Fastag vehicles passing two toll plazas, is collected at two plazas in few cases and therefore section wise traffic details will not be available at one plaza for same.
2. All Non-tollable traffic could not be recorded/reported due to unavailability of adequate Lanes & systems. Non-Tollable count includes Reuse of daily/return/monthly pass, exit trips, exemption and violations.
3. Reporting (FASTag/Cash/Card) - 12:00:00 AM to 11:59:59 PM.
4. Fastag Collection is net of Acquiring Bank Charges
5. FASTag Debit Adjustment/Chargeback Received from Bank (Net)
6. Double user fee (from cash vehicles entering dedicated Fastag lane) collected from vehicles are reported separately (count and revenue). These are included in vehicle category wise count and revenue.
7. Annual FASTag pass w.e.f. 15 August 2025 as per directions of MPEL vide letter no MPEL/DIC/2025/676 dated August 14, 2025.



MONTHLY/DAILY FEE STATEMENT

Project Highway: National Highway NH-48

Day/Month: 01-Sep-2025

Sr. No.	Name of Toll Plaza Location	Chainage
1	National Highway NH-48 (from Km. 20+400 to 131+200) Shedung	103+350

Type of Vehicle	For corresponding day/month of previous year 1-Sep-2024		For preceding day/month 31-Aug-2025		For the day/month reported upon 1-Sep-2025		
	No. of Vehicles	Fee collected (in lakh Rs.)	No. of Vehicles	Fee collected (in lakh Rs.)	Fee per Vehicle (in Rs.)	No. of Vehicles	Fee collected (in lakh Rs.)
1	2	3	4	5	6	7	8
A-Car (Note-7)	12740	807100	11920	690872	Note-1	9851	572446
B-LCV	689	66746	706	67059		953	98855
C-Bus	895	177683	853	170035		1013	204431
D-Truck	0	0	0	0		0	0
E-Three-axle vehicle	0	0	0	0		0	0
F-Multi-axle Truck	1237	492867	1459	582816		1526	608942
G-Oversized vehicle	0	0	0	0		0	0
FASTag Debit Adjustment/ Chargeback Received from Bank (Net) (Note-5)	0	0	0	1500	Note-5	0	2354
H- Total	15561	1544396	14938	1512283		13343	1487028

Day/Month wise Opening Balance of Toll Collection & Traffic

Day	1
Month	9
Year	2025
Toll Depositing Bank	State Bank Of India
Bank Account No.	39177623786

Transaction Type	Car/Jeep Count	Total Car/ Jeep Amount (in Rs.)	Bus/Truck Count	Total Bus / Truck Amount (in Rs.)	LCV Count	Total LCV Amount (in Rs.)	MAV (Multi Axle Vehicle Count)	Total MAV (Multi Axle Vehicle) Amount (in Rs.)	Three Axle Count	Three Axle Count Amount (in Rs.)	FASTag Debit Adjustment/ Chargeback Received from Bank (Net)
1	2	3	4	5	8	9	10	11	12	13	Note-5
Single Journey	5277	218600	622	104669	613	52353	1209	437762	0	0	2354
Monthly Pass Sales	19	11050	0	0	2	3743	0	0	0	0	0
Daily Pass Sales	3667	259324	359	89202	323	40268	303	161240	0	0	0
Local Pass Sales	0	0	0	0	0	0	0	0	0	0	0
Return Pass Sales	0	0	0	0	0	0	0	0	0	0	0
Double User Fee (FASTag Lane Violation) (Note-6)	888	83472	32	10560	15	2490	14	9940	0	0	0

Traffic and Revenue Receivable (Annual Pass - Note 7)		
Transaction Type	Car/Jeep Count	Total Car/ Jeep Amount (in Rs.)
1	2	3
Annual Pass	453	0

Total Non-Tollable Traffic Count Entry Details (Note-2)						
Transaction Type	Car/Jeep Count	Bus/Truck Count	LCV Count	MAV (Multi Axle Vehicle Count)	Three Axle Count	
1	2	3	5	6	7	
Reuse & Exit	4268	556	385	382	0	
Exemption & Violation	6417	145	44	87	0	

Notes

1. Fee for Fastag vehicles passing two toll plazas, is collected at two plazas in few cases and therefore section wise traffic details will not be available at one plaza for same.
2. All Non-tollable traffic could not be recorded/reported due to unavailability of adequate Lanes & systems. Non-Tollable count includes Reuse of daily/return/monthly pass, exit trips, exemption and violations.
3. Reporting (FASTag/Cash/Card) - 12:00:00 AM to 11:59:59 PM.
4. Fastag Collection is net of Acquiring Bank Charges
5. FASTag Debit Adjustment/Chargeback Received from Bank (Net)
6. Double user fee (from cash vehicles entering dedicated Fastag lane) collected from vehicles are reported separately (count and revenue). These are included in vehicle category wise count and revenue.
7. Annual FASTag pass w.e.f. 15 August 2025 as per directions of MPEL vide letter no MPEL/DIC/2025/676 dated August 14, 2025.



MONTHLY/DAILY FEE STATEMENT

Project Highway: National Highway NH-48

Day/Month: 02-Sep-2025

Sr. No.	Name of Toll Plaza Location	Chainage
National Highway NH-48 (from Km. 20+400 to 131+200)		
1	Shedung	103+350

Type of Vehicle	For corresponding day/month of previous year 2-Sep-2024		For preceding day/month 1-Sep-2025		For the day/month reported upon 2-Sep-2025		
	No. of Vehicles	Fee collected (in lakh Rs.)	No. of Vehicles	Fee collected (in lakh Rs.)	Fee per Vehicle (in Rs.)	No. of Vehicles	Fee collected (in lakh Rs.)
1	2	3	4	5	6	7	8
A-Car (Note-7)	8804	555541	9851	572446	Note-1	8306	495263
B-LCV	989	99918	953	98855		1029	99704
C-Bus	1044	222348	1013	204431		937	187487
D-Truck	0	0	0	0		0	0
E-Three-axle vehicle	0	0	0	0		0	0
F-Multi-axle Truck	1422	570439	1526	608942		1476	583951
G-Oversized vehicle	0	0	0	0		0	0
FASTag Debit Adjustment/ Chargeback Received from Bank (Net) (Note-5)	0	0	0	2354	Note-5	0	740
H- Total	12259	1448244	13343	1487028		11748	1367144

Day/Month wise Opening Balance of Toll Collection & Traffic

Day	2
Month	9
Year	2025
Toll Depositing Bank	State Bank Of India
Bank Account No.	39177623786

Transaction Type	Car/Jeep Count	Total Car/ Jeep Amount (in Rs.)	Bus/Truck Count	Total Bus / Truck Amount (in Rs.)	LCV Count	Total LCV Amount (in Rs.)	MAV (Multi Axle Vehicle Count)	Total MAV (Multi Axle Vehicle) Amount (in Rs.)	Three Axle Count	Three Axle Count Amount (in Rs.)	FASTag Debit Adjustment/ Chargeback Received from Bank (Net)
1	2	3	4	5	8	9	10	11	12	13	Note-5
Single Journey	4456	188248	602	101710	731	61666	1195	432977	0	0	740
Monthly Pass Sales	34	19915	0	0	0	0	0	0	0	0	0
Daily Pass Sales	3106	220360	301	74557	283	35548	273	145293	0	0	0
Local Pass Sales	0	0	0	0	0	0	0	0	0	0	0
Return Pass Sales	0	0	0	0	0	0	0	0	0	0	0
Double User Fee (FASTag Lane Violation) (Note-6)	710	66740	34	11220	15	2490	8	5680	0	0	0

Traffic and Revenue Receivable (Annual Pass - Note 7)		
Transaction Type	Car/Jeep Count	Total Car/ Jeep Amount (in Rs.)
1	2	3
Annual Pass	376	0

Total Non-Tollable Traffic Count Entry Details (Note-2)						
Transaction Type	Car/Jeep Count	Bus/Truck Count	LCV Count	MAV (Multi Axle Vehicle Count)	Three Axle Count	
1	2	3	5	6	7	
Reuse & Exit	3735	468	344	372	0	
Exemption & Violation	4883	186	32	78	0	

Notes

1. Fee for Fastag vehicles passing two toll plazas, is collected at two plazas in few cases and therefore section wise traffic details will not be available at one plaza for same.
2. All Non-tollable traffic could not be recorded/reported due to unavailability of adequate Lanes & systems. Non-Tollable count includes Reuse of daily/return/monthly pass, exit trips, exemption and violations.
3. Reporting (FASTag/Cash/Card) - 12:00:00 AM to 11:59:59 PM.
4. Fastag Collection is net of Acquiring Bank Charges
5. FASTag Debit Adjustment/Chargeback Received from Bank (Net)
6. Double user fee (from cash vehicles entering dedicated Fastag lane) collected from vehicles are reported separately (count and revenue). These are included in vehicle category wise count and revenue.
7. Annual FASTag pass w.e.f. 15 August 2025 as per directions of MPEL vide letter no MPEL/DIC/2025/676 dated August 14, 2025.



MONTHLY/DAILY FEE STATEMENT

Project Highway: National Highway NH-48

Day/Month: 03-Sep-2025

Sr. No.	Name of Toll Plaza Location	Chainage
National Highway NH-48 (from Km. 20+400 to 131+200)		
1	Shedung	103+350

Type of Vehicle	For corresponding day/month of previous year 3-Sep-2024		For preceding day/month 2-Sep-2025		For the day/month reported upon 3-Sep-2025		
	No. of Vehicles	Fee collected (in lakh Rs.)	No. of Vehicles	Fee collected (in lakh Rs.)	Fee per Vehicle (in Rs.)	No. of Vehicles	Fee collected (in lakh Rs.)
1	2	3	4	5	6	7	8
A-Car (Note-7)	8857	554705	8306	495263	Note-1	10719	628988
B-LCV	1096	117198	1029	99704		1119	114068
C-Bus	1246	253504	937	187487		1104	226583
D-Truck	0	0	0	0		0	0
E-Three-axle vehicle	0	0	0	0		0	0
F-Multi-axle Truck	1396	561998	1476	583951		1675	679084
G-Oversized vehicle	0	0	0	0		0	0
FASTag Debit Adjustment/ Chargeback Received from Bank (Net) (Note-5)	0	2169	0	740	Note-5	0	864
H- Total	12595	1489573	11748	1367144		14617	1649588

Day/Month wise Opening Balance of Toll Collection & Traffic

Day	3
Month	9
Year	2025
Toll Depositing Bank	State Bank Of India
Bank Account No.	39177623786

Transaction Type	Car/Jeep Count	Total Car/ Jeep Amount (in Rs.)	Bus/Truck Count	Total Bus / Truck Amount (in Rs.)	LCV Count	Total LCV Amount (in Rs.)	MAV (Multi Axle Vehicle Count)	Total MAV (Multi Axle Vehicle) Amount (in Rs.)	Three Axle Count	Three Axle Count Amount (in Rs.)	FASTag Debit Adjustment/ Chargeback Received from Bank (Net)
1	2	3	4	5	8	9	10	11	12	13	Note-5
Single Journey	5782	238128	652	110482	734	62667	1294	471743	0	0	864
Monthly Pass Sales	30	18477	0	0	1	2486	0	0	0	0	0
Daily Pass Sales	3838	271897	402	99601	363	45430	355	188881	0	0	0
Local Pass Sales	0	0	0	0	0	0	0	0	0	0	0
Return Pass Sales	0	0	0	0	0	0	0	0	0	0	0
Double User Fee (FASTag Lane Violation) (Note-6)	1069	100486	50	16500	21	3486	26	18460	0	0	0

Traffic and Revenue Receivable (Annual Pass - Note 7)		
Transaction Type	Car/Jeep Count	Total Car/ Jeep Amount (in Rs.)
1	2	3
Annual Pass	509	0

Total Non-Tollable Traffic Count Entry Details (Note-2)						
Transaction Type	Car/Jeep Count	Bus/Truck Count	LCV Count	MAV (Multi Axle Vehicle Count)	Three Axle Count	
1	2	3	5	6	7	
Reuse & Exit	4683	592	438	454	0	
Exemption & Violation	5671	166	33	100	0	

Notes

- Fee for Fastag vehicles passing two toll plazas, is collected at two plazas in few cases and therefore section wise traffic details will not be available at one plaza for same.
- All Non-tollable traffic could not be recorded/reported due to unavailability of adequate Lanes & systems. Non-Tollable count includes Reuse of daily/return/monthly pass, exit trips, exemption and violations.
- Reporting (FASTag/Cash/Card) - 12:00:00 AM to 11:59:59 PM.
- Fastag Collection is net of Acquiring Bank Charges
- FASTag Debit Adjustment/Chargeback Received from Bank (Net)
- Double user fee (from cash vehicles entering dedicated Fastag lane) collected from vehicles are reported separately (count and revenue). These are included in vehicle category wise count and revenue.
- Annual FASTag pass w.e.f. 15 August 2025 as per directions of MPEL vide letter no MPEL/DIC/2025/676 dated August 14, 2025.



MONTHLY/DAILY FEE STATEMENT

Project Highway: National Highway NH-48

Day/Month: 04-Sep-2025

Sr. No.	Name of Toll Plaza Location	Chainage
National Highway NH-48 (from Km. 20+400 to 131+200)		
1	Shedung	103+350

Type of Vehicle	For corresponding day/month of previous year 4-Sep-2024		For preceding day/month 3-Sep-2025		For the day/month reported upon 4-Sep-2025		
	No. of Vehicles	Fee collected (in lakh Rs.)	No. of Vehicles	Fee collected (in lakh Rs.)	Fee per Vehicle (in Rs.)	No. of Vehicles	Fee collected (in lakh Rs.)
1	2	3	4	5	6	7	8
A-Car (Note-7)	9329	562065	10719	628988	Note-1	11139	647676
B-LCV	1131	113132	1119	114068		1181	116861
C-Bus	1492	303962	1104	226583		1207	243527
D-Truck	0	0	0	0		0	0
E-Three-axle vehicle	0	0	0	0		0	0
F-Multi-axle Truck	1536	615789	1675	679084		1653	669403
G-Oversized vehicle	0	0	0	0		0	0
FASTag Debit Adjustment/ Chargeback Received from Bank (Net) (Note-5)	0	632	0	864	Note-5	0	1242
H- Total	13488	1595580	14617	1649588		15180	1678710

Day/Month wise Opening Balance of Toll Collection & Traffic

Day	4
Month	9
Year	2025
Toll Depositing Bank	State Bank Of India
Bank Account No.	39177623786

Transaction Type	Car/Jeep Count	Total Car/ Jeep Amount (in Rs.)	Bus/Truck Count	Total Bus / Truck Amount (in Rs.)	LCV Count	Total LCV Amount (in Rs.)	MAV (Multi Axle Vehicle Count)	Total MAV (Multi Axle Vehicle) Amount (in Rs.)	Three Axle Count	Three Axle Count Amount (in Rs.)	FASTag Debit Adjustment/ Chargeback Received from Bank (Net)
1	2	3	4	5	8	9	10	11	12	13	Note-5
Single Journey	5919	249084	749	126023	784	66288	1258	456134	0	0	1242
Monthly Pass Sales	9	4282	0	0	0	0	0	0	0	0	0
Daily Pass Sales	4109	290722	409	101335	374	46755	376	199779	0	0	0
Local Pass Sales	0	0	0	0	0	0	0	0	0	0	0
Return Pass Sales	0	0	0	0	0	0	0	0	0	0	0
Double User Fee (FASTag Lane Violation) (Note-6)	1102	103588	49	16170	23	3818	19	13490	0	0	0

Traffic and Revenue Receivable (Annual Pass - Note 7)		
Transaction Type	Car/Jeep Count	Total Car/ Jeep Amount (in Rs.)
1	2	3
Annual Pass	520	0

Total Non-Tollable Traffic Count Entry Details (Note-2)					
Transaction Type	Car/Jeep Count	Bus/Truck Count	LCV Count	MAV (Multi Axle Vehicle Count)	Three Axle Count
1	2	3	5	6	7
Reuse & Exit	4944	575	440	486	0
Exemption & Violation	5883	270	46	119	0

Notes

1. Fee for Fastag vehicles passing two toll plazas, is collected at two plazas in few cases and therefore section wise traffic details will not be available at one plaza for same.
2. All Non-tollable traffic could not be recorded/reported due to unavailability of adequate Lanes & systems. Non-Tollable count includes Reuse of daily/return/monthly pass, exit trips, exemption and violations.
3. Reporting (FASTag/Cash/Card) - 12:00:00 AM to 11:59:59 PM.
4. Fastag Collection is net of Acquiring Bank Charges
5. FASTag Debit Adjustment/Chargeback Received from Bank (Net)
6. Double user fee (from cash vehicles entering dedicated Fastag lane) collected from vehicles are reported separately (count and revenue). These are included in vehicle category wise count and revenue.
7. Annual FASTag pass w.e.f. 15 August 2025 as per directions of MPEL vide letter no MPEL/DIC/2025/676 dated August 14, 2025.



MONTHLY/DAILY FEE STATEMENT

Project Highway: National Highway NH-48

Day/Month: 05-Sep-2025

Sr. No.	Name of Toll Plaza Location	Chainage
1	National Highway NH-48 (from Km. 20+400 to 131+200) Shedung	103+350

Type of Vehicle	For corresponding day/month of previous year 5-Sep-2024		For preceding day/month 4-Sep-2025		For the day/month reported upon 5-Sep-2025		
	No. of Vehicles	Fee collected (in lakh Rs.)	No. of Vehicles	Fee collected (in lakh Rs.)	Fee per Vehicle (in Rs.)	No. of Vehicles	Fee collected (in lakh Rs.)
1	2	3	4	5	6	7	8
A-Car (Note-7)	10688	628851	11139	647676	Note-1	11317	646796
B-LCV	1202	120792	1181	116861		1106	108504
C-Bus	1269	252192	1207	243527		1152	232333
D-Truck	0	0	0	0		0	0
E-Three-axle vehicle	0	0	0	0		0	0
F-Multi-axle Truck	1600	642274	1653	669403		1615	655981
G-Oversized vehicle	0	0	0	0		0	0
FASTag Debit Adjustment/ Chargeback Received from Bank (Net) (Note-5)	0	783	0	1242	Note-5	0	785
H- Total	14759	1644891	15180	1678710		15190	1644398

Day/Month wise Opening Balance of Toll Collection & Traffic

Day	5
Month	9
Year	2025
Toll Depositing Bank	State Bank Of India
Bank Account No.	39177623786

Transaction Type	Car/Jeep Count	Total Car/ Jeep Amount (in Rs.)	Bus/Truck Count	Total Bus / Truck Amount (in Rs.)	LCV Count	Total LCV Amount (in Rs.)	MAV (Multi Axle Vehicle Count)	Total MAV (Multi Axle Vehicle) Amount (in Rs.)	Three Axle Count	Three Axle Count Amount (in Rs.)	FASTag Debit Adjustment/ Chargeback Received from Bank (Net)
1	2	3	4	5	8	9	10	11	12	13	Note-5
Single Journey	6341	268996	723	121966	756	63752	1237	451662	0	0	785
Monthly Pass Sales	1	1408	0	0	0	0	0	0	0	0	0
Daily Pass Sales	3936	278726	379	93867	332	41764	359	190829	0	0	0
Local Pass Sales	0	0	0	0	0	0	0	0	0	0	0
Return Pass Sales	0	0	0	0	0	0	0	0	0	0	0
Double User Fee (FASTag Lane Violation) (Note-6)	1039	97666	50	16500	18	2988	19	13490	0	0	0

Traffic and Revenue Receivable (Annual Pass - Note 7)		
Transaction Type	Car/Jeep Count	Total Car/ Jeep Amount (in Rs.)
1	2	3
Annual Pass	481	0

Total Non-Tollable Traffic Count Entry Details (Note-2)						
Transaction Type	Car/Jeep Count	Bus/Truck Count	LCV Count	MAV (Multi Axle Vehicle Count)	Three Axle Count	
1	2	3	5	6	7	
Reuse & Exit	4663	561	410	444	0	
Exemption & Violation	5710	225	42	101	0	

Notes

1. Fee for Fastag vehicles passing two toll plazas, is collected at two plazas in few cases and therefore section wise traffic details will not be available at one plaza for same.
2. All Non-tollable traffic could not be recorded/reported due to unavailability of adequate Lanes & systems. Non-Tollable count includes Reuse of daily/return/monthly pass, exit trips, exemption and violations.
3. Reporting (FASTag/Cash/Card) - 12:00:00 AM to 11:59:59 PM.
4. Fastag Collection is net of Acquiring Bank Charges
5. FASTag Debit Adjustment/Chargeback Received from Bank (Net)
6. Double user fee (from cash vehicles entering dedicated Fastag lane) collected from vehicles are reported separately (count and revenue). These are included in vehicle category wise count and revenue.
7. Annual FASTag pass w.e.f. 15 August 2025 as per directions of MPEL vide letter no MPEL/DIC/2025/676 dated August 14, 2025.



MONTHLY/DAILY FEE STATEMENT

Project Highway: National Highway NH-48

Day/Month: 06-Sep-2025

Sr. No.	Name of Toll Plaza Location	Chainage
1	National Highway NH-48 (from Km. 20+400 to 131+200) Shedung	103+350

Type of Vehicle	For corresponding day/month of previous year 6-Sep-2024		For preceding day/month 5-Sep-2025		For the day/month reported upon 6-Sep-2025		
	No. of Vehicles	Fee collected (in lakh Rs.)	No. of Vehicles	Fee collected (in lakh Rs.)	Fee per Vehicle (in Rs.)	No. of Vehicles	Fee collected (in lakh Rs.)
1	2	3	4	5	6	7	8
A-Car (Note-7)	12086	706665	11317	646796	Note-1	10427	594108
B-LCV	1205	118608	1106	108504		854	84039
C-Bus	1285	260577	1152	232333		889	177419
D-Truck	0	0	0	0		0	0
E-Three-axle vehicle	0	0	0	0		0	0
F-Multi-axle Truck	1646	665422	1615	655981		1520	601735
G-Oversized vehicle	0	0	0	0		0	0
FASTag Debit Adjustment/ Chargeback Received from Bank (Net) (Note-5)	0	735	0	785	Note-5	0	2363
H- Total	16222	1752007	15190	1644398		13690	1459664

Day/Month wise Opening Balance of Toll Collection & Traffic

Day	6
Month	9
Year	2025
Toll Depositing Bank	State Bank Of India
Bank Account No.	39177623786

Transaction Type	Car/Jeep Count	Total Car/ Jeep Amount (in Rs.)	Bus/Truck Count	Total Bus / Truck Amount (in Rs.)	LCV Count	Total LCV Amount (in Rs.)	MAV (Multi Axle Vehicle Count)	Total MAV (Multi Axle Vehicle) Amount (in Rs.)	Three Axle Count	Three Axle Count Amount (in Rs.)	FASTag Debit Adjustment/ Chargeback Received from Bank (Net)
1	2	3	4	5	8	9	10	11	12	13	Note-5
Single Journey	6006	256992	561	94735	580	48858	1234	448461	0	0	2363
Monthly Pass Sales	2	719	0	0	0	0	0	0	0	0	0
Daily Pass Sales	3405	240863	311	77074	257	32359	279	148305	0	0	0
Local Pass Sales	0	0	0	0	0	0	0	0	0	0	0
Return Pass Sales	0	0	0	0	0	0	0	0	0	0	0
Double User Fee (FASTag Lane Violation) (Note-6)	1014	95534	17	5610	17	2822	7	4970	0	0	0

Traffic and Revenue Receivable (Annual Pass - Note 7)		
Transaction Type	Car/Jeep Count	Total Car/ Jeep Amount (in Rs.)
1	2	3
Annual Pass	392	0

Total Non-Tollable Traffic Count Entry Details (Note-2)						
Transaction Type	Car/Jeep Count	Bus/Truck Count	LCV Count	MAV (Multi Axle Vehicle Count)	Three Axle Count	
1	2	3	5	6	7	
Reuse & Exit	4056	472	328	365	0	0
Exemption & Violation	4445	158	42	69	0	0

- Notes**
- Fee for Fastag vehicles passing two toll plazas, is collected at two plazas in few cases and therefore section wise traffic details will not be available at one plaza for same.
 - All Non-tollable traffic could not be recorded/reported due to unavailability of adequate Lanes & systems. Non-Tollable count includes Reuse of daily/return/monthly pass, exit trips, exemption and violations.
 - Reporting (FASTag/Cash/Card) - 12:00:00 AM to 11:59:59 PM.
 - Fastag Collection is net of Acquiring Bank Charges
 - FASTag Debit Adjustment/Chargeback Received from Bank (Net)
 - Double user fee (from cash vehicles entering dedicated Fastag lane) collected from vehicles are reported separately (count and revenue). These are included in vehicle category wise count and revenue.
 - Annual FASTag pass w.e.f. 15 August 2025 as per directions of MPEL vide letter no MPEL/DIC/2025/676 dated August 14, 2025.



MONTHLY/DAILY FEE STATEMENT

Project Highway: National Highway NH-48

Day/Month: 07-Sep-2025

Sr. No.	Name of Toll Plaza Location	Chainage
National Highway NH-48 (from Km. 20+400 to 131+200)		
1	Shedung	103+350

Type of Vehicle	For corresponding day/month of previous year		For preceding day/month		For the day/month reported upon		
	7-Sep-2024		6-Sep-2025		7-Sep-2025		
	No. of Vehicles	Fee collected (in lakh Rs.)	No. of Vehicles	Fee collected (in lakh Rs.)	Fee per Vehicle (in Rs.)	No. of Vehicles	Fee collected (in lakh Rs.)
1	2	3	4	5	6	7	8
A-Car (Note-7)	9584	568786	10427	594108	Note-1	12448	716157
B-LCV	598	59458	854	84039		570	54257
C-Bus	593	115923	889	177419		687	134908
D-Truck	0	0	0	0		0	0
E-Three-axle vehicle	0	0	0	0		0	0
F-Multi-axle Truck	988	383833	1520	601735		1361	544022
G-Oversized vehicle	0	0	0	0		0	0
FASTag Debit Adjustment/ Chargeback Received from Bank (Net) (Note-5)	0	514	0	2363	Note-5	0	0
H- Total	11763	1128514	13690	1459664		15066	1449344

Day/Month wise Opening Balance of Toll Collection & Traffic

Day	7
Month	9
Year	2025
Toll Depositing Bank	State Bank Of India
Bank Account No.	39177623786

Transaction Type	Car/Jeep Count	Total Car/ Jeep Amount (in Rs.)	Bus/Truck Count	Total Bus / Truck Amount (in Rs.)	LCV Count	Total LCV Amount (in Rs.)	MAV (Multi Axle Vehicle Count)	Total MAV (Multi Axle Vehicle) Amount (in Rs.)	Three Axle Count	Three Axle Count Amount (in Rs.)	FASTag Debit Adjustment/ Chargeback Received from Bank (Net)
1	2	3	4	5	8	9	10	11	12	13	Note-5
Single Journey	6997	302761	459	77762	422	35488	1069	385774	0	0	0
Monthly Pass Sales	1	359	0	0	0	0	0	0	0	0	0
Daily Pass Sales	4253	300519	218	53846	140	17441	275	146178	0	0	0
Local Pass Sales	0	0	0	0	0	0	0	0	0	0	0
Return Pass Sales	0	0	0	0	0	0	0	0	0	0	0
Double User Fee (FASTag Lane Violation) (Note-6)	1197	112518	10	3300	8	1328	17	12070	0	0	0

Traffic and Revenue Receivable (Annual Pass - Note 7)		
Transaction Type	Car/Jeep Count	Total Car/ Jeep Amount (in Rs.)
1	2	3
Annual Pass	438	0

Total Non-Tollable Traffic Count Entry Details (Note-2)						
Transaction Type	Car/Jeep Count	Bus/Truck Count	LCV Count	MAV (Multi Axle Vehicle Count)	Three Axle Count	
1	2	3	5	6	7	
Reuse & Exit	4777	388	192	326	0	
Exemption & Violation	4741	147	6	42	0	

Notes

1. Fee for Fastag vehicles passing two toll plazas, is collected at two plazas in few cases and therefore section wise traffic details will not be available at one plaza for same.
2. All Non-tollable traffic could not be recorded/reported due to unavailability of adequate Lanes & systems. Non-Tollable count includes Reuse of daily/return/monthly pass, exit trips, exemption and violations.
3. Reporting (FASTag/Cash/Card) - 12:00:00 AM to 11:59:59 PM.
4. Fastag Collection is net of Acquiring Bank Charges
5. FASTag Debit Adjustment/Chargeback Received from Bank (Net)
6. Double user fee (from cash vehicles entering dedicated Fastag lane) collected from vehicles are reported separately (count and revenue). These are included in vehicle category wise count and revenue.
7. Annual FASTag pass w.e.f. 15 August 2025 as per directions of MPEL vide letter no MPEL/DIC/2025/676 dated August 14, 2025.



MONTHLY/DAILY FEE STATEMENT

Project Highway: National Highway NH-48

Day/Month: 08-Sep-2025

Sr. No.	Name of Toll Plaza Location	Chainage
National Highway NH-48 (from Km. 20+400 to 131+200)		
1	Shedung	103+350

Type of Vehicle	For corresponding day/month of previous year 8-Sep-2024		For preceding day/month 7-Sep-2025		For the day/month reported upon 8-Sep-2025		
	No. of Vehicles	Fee collected (in lakh Rs.)	No. of Vehicles	Fee collected (in lakh Rs.)	Fee per Vehicle (in Rs.)	No. of Vehicles	Fee collected (in lakh Rs.)
1	2	3	4	5	6	7	8
A-Car (Note-7)	9795	577645	12448	716157	Note-1	10341	587183
B-LCV	380	41967	570	54257		909	92337
C-Bus	500	100254	687	134908		1039	213058
D-Truck	0	0	0	0		0	0
E-Three-axle vehicle	0	0	0	0		0	0
F-Multi-axle Truck	907	355886	1361	544022		1560	622782
G-Oversized vehicle	0	0	0	0		0	0
FASTag Debit Adjustment/ Chargeback Received from Bank (Net) (Note-5)	0	0	0	0	Note-5	0	2291
H- Total	11582	1075752	15066	1449344		13849	1517650

Day/Month wise Opening Balance of Toll Collection & Traffic

Day	8
Month	9
Year	2025
Toll Depositing Bank	State Bank Of India
Bank Account No.	39177623786

Transaction Type	Car/Jeep Count	Total Car/ Jeep Amount (in Rs.)	Bus/Truck Count	Total Bus / Truck Amount (in Rs.)	LCV Count	Total LCV Amount (in Rs.)	MAV (Multi Axle Vehicle Count)	Total MAV (Multi Axle Vehicle) Amount (in Rs.)	Three Axle Count	Three Axle Count Amount (in Rs.)	FASTag Debit Adjustment/ Chargeback Received from Bank (Net)
1	2	3	4	5	8	9	10	11	12	13	Note-5
Single Journey	5739	236340	600	101821	561	48251	1255	458872	0	0	2291
Monthly Pass Sales	8	5331	0	0	0	0	0	0	0	0	0
Daily Pass Sales	3711	262510	406	100347	335	41927	295	156809	0	0	0
Local Pass Sales	0	0	0	0	0	0	0	0	0	0	0
Return Pass Sales	0	0	0	0	0	0	0	0	0	0	0
Double User Fee (FASTag Lane Violation) (Note-6)	883	83002	33	10890	13	2158	10	7100	0	0	0

Traffic and Revenue Receivable (Annual Pass - Note 7)		
Transaction Type	Car/Jeep Count	Total Car/ Jeep Amount (in Rs.)
1	2	3
Annual Pass	590	0

Total Non-Tollable Traffic Count Entry Details (Note-2)					
Transaction Type	Car/Jeep Count	Bus/Truck Count	LCV Count	MAV (Multi Axle Vehicle Count)	Three Axle Count
1	2	3	5	6	7
Reuse & Exit	4496	590	414	343	0
Exemption & Violation	5490	179	38	113	0

Notes

- Fee for Fastag vehicles passing two toll plazas, is collected at two plazas in few cases and therefore section wise traffic details will not be available at one plaza for same.
- All Non-tollable traffic could not be recorded/reported due to unavailability of adequate Lanes & systems. Non-Tollable count includes Reuse of daily/return/monthly pass, exit trips, exemption and violations.
- Reporting (FASTag/Cash/Card) - 12:00:00 AM to 11:59:59 PM.
- Fastag Collection is net of Acquiring Bank Charges
- FASTag Debit Adjustment/Chargeback Received from Bank (Net)
- Double user fee (from cash vehicles entering dedicated Fastag lane) collected from vehicles are reported separately (count and revenue). These are included in vehicle category wise count and revenue.
- Annual FASTag pass w.e.f. 15 August 2025 as per directions of MPEL vide letter no MPEL/DIC/2025/676 dated August 14, 2025.



MONTHLY/DAILY FEE STATEMENT

Project Highway: National Highway NH-48

Day/Month: 09-Sep-2025

Sr. No.	Name of Toll Plaza Location	Chainage
National Highway NH-48 (from Km. 20+400 to 131+200)		
1	Shedung	103+350

Type of Vehicle	For corresponding day/month of previous year 9-Sep-2024		For preceding day/month 8-Sep-2025		For the day/month reported upon 9-Sep-2025		
	No. of Vehicles	Fee collected (in lakh Rs.)	No. of Vehicles	Fee collected (in lakh Rs.)	Fee per Vehicle (in Rs.)	No. of Vehicles	Fee collected (in lakh Rs.)
1	2	3	4	5	6	7	8
A-Car (Note-7)	9705	561121	10341	587183	Note-1	10035	581146
B-LCV	816	82929	909	92337		1120	112165
C-Bus	956	196399	1039	213058		1128	230279
D-Truck	0	0	0	0		0	0
E-Three-axle vehicle	0	0	0	0		0	0
F-Multi-axle Truck	1456	585442	1560	622782		1810	728802
G-Oversized vehicle	0	0	0	0		0	0
FASTag Debit Adjustment/ Chargeback Received from Bank (Net) (Note-5)	0	218	0	2291	Note-5	0	1178
H- Total	12933	1426108	13849	1517650		14093	1653571

Day/Month wise Opening Balance of Toll Collection & Traffic

Day	9
Month	9
Year	2025
Toll Depositing Bank	State Bank Of India
Bank Account No.	39177623786

Transaction Type	Car/Jeep Count	Total Car/ Jeep Amount (in Rs.)	Bus/Truck Count	Total Bus / Truck Amount (in Rs.)	LCV Count	Total LCV Amount (in Rs.)	MAV (Multi Axle Vehicle Count)	Total MAV (Multi Axle Vehicle) Amount (in Rs.)	Three Axle Count	Three Axle Count Amount (in Rs.)	FASTag Debit Adjustment/ Chargeback Received from Bank (Net)
1	2	3	4	5	8	9	10	11	12	13	Note-5
Single Journey	5140	208050	659	111699	710	60459	1410	513681	0	0	1178
Monthly Pass Sales	9	6738	0	0	0	0	0	0	0	0	0
Daily Pass Sales	4038	286646	438	108350	397	49549	386	205181	0	0	0
Local Pass Sales	0	0	0	0	0	0	0	0	0	0	0
Return Pass Sales	0	0	0	0	0	0	0	0	0	0	0
Double User Fee (FASTag Lane Violation) (Note-6)	848	79712	31	10230	13	2158	14	9940	0	0	0

Traffic and Revenue Receivable (Annual Pass - Note 7)		
Transaction Type	Car/Jeep Count	Total Car/ Jeep Amount (in Rs.)
1	2	3
Annual Pass	552	0

Total Non-Tollable Traffic Count Entry Details (Note-2)					
Transaction Type	Car/Jeep Count	Bus/Truck Count	LCV Count	MAV (Multi Axle Vehicle Count)	Three Axle Count
1	2	3	5	6	7
Reuse & Exit	4910	625	464	440	0
Exemption & Violation	5305	206	45	86	0

Notes

1. Fee for Fastag vehicles passing two toll plazas, is collected at two plazas in few cases and therefore section wise traffic details will not be available at one plaza for same.
2. All Non-tollable traffic could not be recorded/reported due to unavailability of adequate Lanes & systems. Non-Tollable count includes Reuse of daily/return/monthly pass, exit trips, exemption and violations.
3. Reporting (FASTag/Cash/Card) - 12:00:00 AM to 11:59:59 PM.
4. Fastag Collection is net of Acquiring Bank Charges
5. FASTag Debit Adjustment/Chargeback Received from Bank (Net)
6. Double user fee (from cash vehicles entering dedicated Fastag lane) collected from vehicles are reported separately (count and revenue). These are included in vehicle category wise count and revenue.
7. Annual FASTag pass w.e.f. 15 August 2025 as per directions of MPEL vide letter no MPEL/DIC/2025/676 dated August 14, 2025.



MONTHLY/DAILY FEE STATEMENT

Project Highway: National Highway NH-48

Day/Month: 10-Sep-2025

Sr. No.	Name of Toll Plaza Location	Chainage
National Highway NH-48 (from Km. 20+400 to 131+200)		
1	Shedung	103+350

Type of Vehicle	For corresponding day/month of previous year 10-Sep-2024		For preceding day/month 9-Sep-2025		For the day/month reported upon 10-Sep-2025		
	No. of Vehicles	Fee collected (in lakh Rs.)	No. of Vehicles	Fee collected (in lakh Rs.)	Fee per Vehicle (in Rs.)	No. of Vehicles	Fee collected (in lakh Rs.)
1	2	3	4	5	6	7	8
A-Car (Note-7)	9298	546891	10035	581146	Note-1	10529	604329
B-LCV	1090	108147	1120	112165		1197	119785
C-Bus	1125	228618	1128	230279		1236	250457
D-Truck	0	0	0	0		0	0
E-Three-axle vehicle	0	0	0	0		0	0
F-Multi-axle Truck	1671	683092	1810	728802		1763	708054
G-Oversized vehicle	0	0	0	0		0	0
FASTag Debit Adjustment/ Chargeback Received from Bank (Net) (Note-5)	0	1485	0	1178	Note-5	0	1222
H- Total	13184	1568233	14093	1653571		14725	1683847

Day/Month wise Opening Balance of Toll Collection & Traffic

Day	10
Month	9
Year	2025
Toll Depositing Bank	State Bank Of India
Bank Account No.	39177623786

Transaction Type	Car/Jeep Count	Total Car/ Jeep Amount (in Rs.)	Bus/Truck Count	Total Bus / Truck Amount (in Rs.)	LCV Count	Total LCV Amount (in Rs.)	MAV (Multi Axle Vehicle Count)	Total MAV (Multi Axle Vehicle) Amount (in Rs.)	Three Axle Count	Three Axle Count Amount (in Rs.)	FASTag Debit Adjustment/ Chargeback Received from Bank (Net)
1	2	3	4	5	8	9	10	11	12	13	Note-5
Single Journey	5462	223058	744	125318	752	63560	1367	494167	0	0	1222
Monthly Pass Sales	2	1767	0	0	0	0	0	0	0	0	0
Daily Pass Sales	4189	297160	452	111939	434	54399	377	200397	0	0	0
Local Pass Sales	0	0	0	0	0	0	0	0	0	0	0
Return Pass Sales	0	0	0	0	0	0	0	0	0	0	0
Double User Fee (FASTag Lane Violation) (Note-6)	876	82344	40	13200	11	1826	19	13490	0	0	0

Traffic and Revenue Receivable (Annual Pass - Note 7)		
Transaction Type	Car/Jeep Count	Total Car/ Jeep Amount (in Rs.)
1	2	3
Annual Pass	613	0

Total Non-Tollable Traffic Count Entry Details (Note-2)					
Transaction Type	Car/Jeep Count	Bus/Truck Count	LCV Count	MAV (Multi Axle Vehicle Count)	Three Axle Count
1	2	3	5	6	7
Reuse & Exit	5077	656	522	444	0
Exemption & Violation	5697	187	43	105	0

- Notes**
- Fee for Fastag vehicles passing two toll plazas, is collected at two plazas in few cases and therefore section wise traffic details will not be available at one plaza for same.
 - All Non-tollable traffic could not be recorded/reported due to unavailability of adequate Lanes & systems. Non-Tollable count includes Reuse of daily/return/monthly pass, exit trips, exemption and violations.
 - Reporting (FASTag/Cash/Card) - 12:00:00 AM to 11:59:59 PM.
 - Fastag Collection is net of Acquiring Bank Charges
 - FASTag Debit Adjustment/Chargeback Received from Bank (Net)
 - Double user fee (from cash vehicles entering dedicated Fastag lane) collected from vehicles are reported separately (count and revenue). These are included in vehicle category wise count and revenue.
 - Annual FASTag pass w.e.f. 15 August 2025 as per directions of MPEL vide letter no MPEL/DIC/2025/676 dated August 14, 2025.



MONTHLY/DAILY FEE STATEMENT

Project Highway: National Highway NH-48

Day/Month: 11-Sep-2025

Sr. No.	Name of Toll Plaza Location	Chainage
National Highway NH-48 (from Km. 20+400 to 131+200)		
1	Shedung	103+350

Type of Vehicle	For corresponding day/month of previous year 11-Sep-2024		For preceding day/month 10-Sep-2025		For the day/month reported upon 11-Sep-2025		
	No. of Vehicles	Fee collected (in lakh Rs.)	No. of Vehicles	Fee collected (in lakh Rs.)	Fee per Vehicle (in Rs.)	No. of Vehicles	Fee collected (in lakh Rs.)
1	2	3	4	5	6	7	8
A-Car (Note-7)	9111	534068	10529	604329	Note-1	10272	591260
B-LCV	1042	105203	1197	119785		1162	116614
C-Bus	1117	228128	1236	250457		1248	249191
D-Truck	0	0	0	0		0	0
E-Three-axle vehicle	0	0	0	0		0	0
F-Multi-axle Truck	1683	678908	1763	708054		1775	718539
G-Oversized vehicle	0	0	0	0		0	0
FASTag Debit Adjustment/ Chargeback Received from Bank (Net) (Note-5)	0	317	0	1222	Note-5	0	921
H- Total	12953	1546624	14725	1683847		14457	1676526

Day/Month wise Opening Balance of Toll Collection & Traffic

Day	11
Month	9
Year	2025
Toll Depositing Bank	State Bank Of India
Bank Account No.	39177623786

Transaction Type	Car/Jeep Count	Total Car/ Jeep Amount (in Rs.)	Bus/Truck Count	Total Bus / Truck Amount (in Rs.)	LCV Count	Total LCV Amount (in Rs.)	MAV (Multi Axle Vehicle Count)	Total MAV (Multi Axle Vehicle) Amount (in Rs.)	Three Axle Count	Three Axle Count Amount (in Rs.)	FASTag Debit Adjustment/ Chargeback Received from Bank (Net)		
1	2	3	4	5	6	7	8	9	10	11	12	13	Note-5
Single Journey	5327	218945	785	132344	737	62875	1373	499857	0	0	0	921	
Monthly Pass Sales	1	1408	0	0	0	0	0	0	0	0	0	0	
Daily Pass Sales	4060	287812	436	107937	417	52412	374	198802	0	0	0	0	
Local Pass Sales	0	0	0	0	0	0	0	0	0	0	0	0	
Return Pass Sales	0	0	0	0	0	0	0	0	0	0	0	0	
Double User Fee (FASTag Lane Violation) (Note-6)	884	83096	27	8910	8	1328	28	19880	0	0	0	0	

Traffic and Revenue Receivable (Annual Pass - Note 7)		
Transaction Type	Car/Jeep Count	Total Car/ Jeep Amount (in Rs.)
1	2	3
Annual Pass	530	0

Total Non-Tollable Traffic Count Entry Details (Note-2)						
Transaction Type	Car/Jeep Count	Bus/Truck Count	LCV Count	MAV (Multi Axle Vehicle Count)	Three Axle Count	
1	2	3	4	5	6	7
Reuse & Exit	4918	626	487	456	0	0
Exemption & Violation	5590	185	45	99	0	0

Notes

- Fee for Fastag vehicles passing two toll plazas, is collected at two plazas in few cases and therefore section wise traffic details will not be available at one plaza for same.
- All Non-tollable traffic could not be recorded/reported due to unavailability of adequate Lanes & systems. Non-Tollable count includes Reuse of daily/return/monthly pass, exit trips, exemption and violations.
- Reporting (FASTag/Cash/Card) - 12:00:00 AM to 11:59:59 PM.
- Fastag Collection is net of Acquiring Bank Charges
- FASTag Debit Adjustment/Chargeback Received from Bank (Net)
- Double user fee (from cash vehicles entering dedicated Fastag lane) collected from vehicles are reported separately (count and revenue). These are included in vehicle category wise count and revenue.
- Annual FASTag pass w.e.f. 15 August 2025 as per directions of MPEL vide letter no MPEL/DIC/2025/676 dated August 14, 2025.



MONTHLY/DAILY FEE STATEMENT

Project Highway: National Highway NH-48

Day/Month: 12-Sep-2025

Sr. No.	Name of Toll Plaza Location	Chainage
National Highway NH-48 (from Km. 20+400 to 131+200)		
1	Shedung	103+350

Type of Vehicle	For corresponding day/month of previous year		For preceding day/month		For the day/month reported upon		
	12-Sep-2024		11-Sep-2025		12-Sep-2025		
	No. of Vehicles	Fee collected (in lakh Rs.)	No. of Vehicles	Fee collected (in lakh Rs.)	Fee per Vehicle (in Rs.)	No. of Vehicles	Fee collected (in lakh Rs.)
1	2	3	4	5	6	7	8
A-Car (Note-7)	7972	469509	10272	591260	Note-1	11149	630275
B-LCV	972	96539	1162	116614		1193	119311
C-Bus	967	194395	1248	249191		1240	251422
D-Truck	0	0	0	0		0	0
E-Three-axle vehicle	0	0	0	0		0	0
F-Multi-axle Truck	1505	594430	1775	718539		1765	706339
G-Oversized vehicle	0	0	0	0		0	0
FASTag Debit Adjustment/ Chargeback Received from Bank (Net) (Note-5)	0	1136	0	921	Note-5	0	921
H- Total	11416	1356008	14457	1676526		15347	1708270

Day/Month wise Opening Balance of Toll Collection & Traffic

Day	12
Month	9
Year	2025
Toll Depositing Bank	State Bank Of India
Bank Account No.	39177623786

Transaction Type	Car/Jeep Count	Total Car/ Jeep Amount (in Rs.)	Bus/Truck Count	Total Bus / Truck Amount (in Rs.)	LCV Count	Total LCV Amount (in Rs.)	MAV (Multi Axle Vehicle Count)	Total MAV (Multi Axle Vehicle) Amount (in Rs.)	Three Axle Count	Three Axle Count Amount (in Rs.)	FASTag Debit Adjustment/ Chargeback Received from Bank (Net)
1	2	3	4	5	8	9	10	11	12	13	Note-5
Single Journey	6202	257974	749	126528	755	63684	1384	502567	0	0	921
Monthly Pass Sales	2	719	0	0	0	0	0	0	0	0	0
Daily Pass Sales	4024	285009	446	110045	419	52473	374	198802	0	0	0
Local Pass Sales	0	0	0	0	0	0	0	0	0	0	0
Return Pass Sales	0	0	0	0	0	0	0	0	0	0	0
Double User Fee (FASTag Lane Violation) (Note-6)	921	86574	45	14850	19	3154	7	4970	0	0	0

Traffic and Revenue Receivable (Annual Pass - Note 7)		
Transaction Type	Car/Jeep Count	Total Car/ Jeep Amount (in Rs.)
1	2	3
Annual Pass	600	0

Total Non-Tollable Traffic Count Entry Details (Note-2)						
Transaction Type	Car/Jeep Count	Bus/Truck Count	LCV Count	MAV (Multi Axle Vehicle Count)	Three Axle Count	
1	2	3	5	6	7	
Reuse & Exit	4888	624	495	453	0	
Exemption & Violation	5351	199	47	93	0	

- Notes**
- Fee for Fastag vehicles passing two toll plazas, is collected at two plazas in few cases and therefore section wise traffic details will not be available at one plaza for same.
 - All Non-tollable traffic could not be recorded/reported due to unavailability of adequate Lanes & systems. Non-Tollable count includes Reuse of daily/return/monthly pass, exit trips, exemption and violations.
 - Reporting (FASTag/Cash/Card) - 12:00:00 AM to 11:59:59 PM.
 - Fastag Collection is net of Acquiring Bank Charges
 - FASTag Debit Adjustment/Chargeback Received from Bank (Net)
 - Double user fee (from cash vehicles entering dedicated Fastag lane) collected from vehicles are reported separately (count and revenue). These are included in vehicle category wise count and revenue.
 - Annual FASTag pass w.e.f. 15 August 2025 as per directions of MPEL vide letter no MPEL/DIC/2025/676 dated August 14, 2025.



MONTHLY/DAILY FEE STATEMENT

Project Highway: National Highway NH-48

Day/Month: 13-Sep-2025

Sr. No.	Name of Toll Plaza Location	Chainage
National Highway NH-48 (from Km. 20+400 to 131+200)		
1	Shedung	103+350

Type of Vehicle	For corresponding day/month of previous year 13-Sep-2024		For preceding day/month 12-Sep-2025		For the day/month reported upon 13-Sep-2025		
	No. of Vehicles	Fee collected (in lakh Rs.)	No. of Vehicles	Fee collected (in lakh Rs.)	Fee per Vehicle (in Rs.)	No. of Vehicles	Fee collected (in lakh Rs.)
1	2	3	4	5	6	7	8
A-Car (Note-7)	10317	598039	11149	630275	Note-1	14446	816188
B-LCV	1011	100475	1193	119311		1212	120661
C-Bus	1134	231170	1240	251422		1254	252824
D-Truck	0	0	0	0		0	0
E-Three-axle vehicle	0	0	0	0		0	0
F-Multi-axle Truck	1674	680360	1765	706339		1823	735123
G-Oversized vehicle	0	0	0	0		0	0
FASTag Debit Adjustment/ Chargeback Received from Bank (Net) (Note-5)	0	738	0	921	Note-5	0	626
H- Total	14136	1610781	15347	1708270		18735	1925423

Day/Month wise Opening Balance of Toll Collection & Traffic

Day	13
Month	9
Year	2025
Toll Depositing Bank	State Bank Of India
Bank Account No.	39177623786

Transaction Type	Car/Jeep Count	Total Car/ Jeep Amount (in Rs.)	Bus/Truck Count	Total Bus / Truck Amount (in Rs.)	LCV Count	Total LCV Amount (in Rs.)	MAV (Multi Axle Vehicle Count)	Total MAV (Multi Axle Vehicle) Amount (in Rs.)	Three Axle Count	Three Axle Count Amount (in Rs.)	FASTag Debit Adjustment/ Chargeback Received from Bank (Net)
1	2	3	4	5	8	9	10	11	12	13	Note-5
Single Journey	8579	371936	767	128881	792	67230	1407	511491	0	0	626
Monthly Pass Sales	1	359	0	0	0	0	0	0	0	0	0
Daily Pass Sales	4623	327052	447	110742	398	49779	399	211562	0	0	0
Local Pass Sales	0	0	0	0	0	0	0	0	0	0	0
Return Pass Sales	0	0	0	0	0	0	0	0	0	0	0
Double User Fee (FASTag Lane Violation) (Note-6)	1243	116842	40	13200	22	3652	17	12070	0	0	0

Traffic and Revenue Receivable (Annual Pass - Note 7)		
Transaction Type	Car/Jeep Count	Total Car/ Jeep Amount (in Rs.)
1	2	3
Annual Pass	566	0

Total Non-Tollable Traffic Count Entry Details (Note-2)						
Transaction Type	Car/Jeep Count	Bus/Truck Count	LCV Count	MAV (Multi Axle Vehicle Count)	Three Axle Count	
1	2	3	5	6	7	
Reuse & Exit	5373	618	462	508	0	
Exemption & Violation	5366	175	29	84	0	

Notes

- Fee for Fastag vehicles passing two toll plazas, is collected at two plazas in few cases and therefore section wise traffic details will not be available at one plaza for same.
- All Non-tollable traffic could not be recorded/reported due to unavailability of adequate Lanes & systems. Non-Tollable count includes Reuse of daily/return/monthly pass, exit trips, exemption and violations.
- Reporting (FASTag/Cash/Card) - 12:00:00 AM to 11:59:59 PM.
- Fastag Collection is net of Acquiring Bank Charges
- FASTag Debit Adjustment/Chargeback Received from Bank (Net)
- Double user fee (from cash vehicles entering dedicated Fastag lane) collected from vehicles are reported separately (count and revenue). These are included in vehicle category wise count and revenue.
- Annual FASTag pass w.e.f. 15 August 2025 as per directions of MPEL vide letter no MPEL/DIC/2025/676 dated August 14, 2025.



MONTHLY/DAILY FEE STATEMENT

Project Highway: National Highway NH-48

Day/Month: 14-Sep-2025

Sr. No.	Name of Toll Plaza Location	Chainage
National Highway NH-48 (from Km. 20+400 to 131+200)		
1	Shedung	103+350

Type of Vehicle	For corresponding day/month of previous year 14-Sep-2024		For preceding day/month 13-Sep-2025		For the day/month reported upon 14-Sep-2025		
	No. of Vehicles	Fee collected (in lakh Rs.)	No. of Vehicles	Fee collected (in lakh Rs.)	Fee per Vehicle (in Rs.)	No. of Vehicles	Fee collected (in lakh Rs.)
1	2	3	4	5	6	7	8
A-Car (Note-7)	14728	857597	14446	816188	Note-1	13920	798220
B-LCV	1094	108331	1212	120661		726	69493
C-Bus	1150	230226	1254	252824		886	175140
D-Truck	0	0	0	0		0	0
E-Three-axle vehicle	0	0	0	0		0	0
F-Multi-axle Truck	1735	704524	1823	735123		1407	561923
G-Oversized vehicle	0	0	0	0		0	0
FASTag Debit Adjustment/ Chargeback Received from Bank (Net) (Note-5)	0	564	0	626	Note-5	0	0
H- Total	18707	1901242	18735	1925423		16939	1604776

Day/Month wise Opening Balance of Toll Collection & Traffic

Day	14
Month	9
Year	2025
Toll Depositing Bank	State Bank Of India
Bank Account No.	39177623786

Transaction Type	Car/Jeep Count	Total Car/ Jeep Amount (in Rs.)	Bus/Truck Count	Total Bus / Truck Amount (in Rs.)	LCV Count	Total LCV Amount (in Rs.)	MAV (Multi Axle Vehicle Count)	Total MAV (Multi Axle Vehicle) Amount (in Rs.)	Three Axle Count	Three Axle Count Amount (in Rs.)	FASTag Debit Adjustment/ Chargeback Received from Bank (Net)
1	2	3	4	5	8	9	10	11	12	13	Note-5
Single Journey	8049	351129	586	98853	526	44030	1115	405459	0	0	0
Monthly Pass Sales	1	359	0	0	0	0	0	0	0	0	0
Daily Pass Sales	4496	317575	277	68697	190	23803	285	151494	0	0	0
Local Pass Sales	0	0	0	0	0	0	0	0	0	0	0
Return Pass Sales	0	0	0	0	0	0	0	0	0	0	0
Double User Fee (FASTag Lane Violation) (Note-6)	1374	129156	23	7590	10	1660	7	4970	0	0	0

Traffic and Revenue Receivable (Annual Pass - Note 7)		
Transaction Type	Car/Jeep Count	Total Car/ Jeep Amount (in Rs.)
1	2	3
Annual Pass	482	0

Total Non-Tollable Traffic Count Entry Details (Note-2)						
Transaction Type	Car/Jeep Count	Bus/Truck Count	LCV Count	MAV (Multi Axle Vehicle Count)	Three Axle Count	
1	2	3	5	6	7	
Reuse & Exit	5060	443	239	349	0	
Exemption & Violation	4995	133	16	38	0	

Notes

- Fee for Fastag vehicles passing two toll plazas, is collected at two plazas in few cases and therefore section wise traffic details will not be available at one plaza for same.
- All Non-tollable traffic could not be recorded/reported due to unavailability of adequate Lanes & systems. Non-Tollable count includes Reuse of daily/return/monthly pass, exit trips, exemption and violations.
- Reporting (FASTag/Cash/Card) - 12:00:00 AM to 11:59:59 PM.
- Fastag Collection is net of Acquiring Bank Charges
- FASTag Debit Adjustment/Chargeback Received from Bank (Net)
- Double user fee (from cash vehicles entering dedicated Fastag lane) collected from vehicles are reported separately (count and revenue). These are included in vehicle category wise count and revenue.
- Annual FASTag pass w.e.f. 15 August 2025 as per directions of MPEL vide letter no MPEL/DIC/2025/676 dated August 14, 2025.



MONTHLY/DAILY FEE STATEMENT

Project Highway: National Highway NH-48

Day/Month: 15-Sep-2025

Sr. No.	Name of Toll Plaza Location	Chainage
National Highway NH-48 (from Km. 20+400 to 131+200)		
1	Shedung	103+350

Type of Vehicle	For corresponding day/month of previous year 15-Sep-2024		For preceding day/month 14-Sep-2025		For the day/month reported upon 15-Sep-2025		
	No. of Vehicles	Fee collected (in lakh Rs.)	No. of Vehicles	Fee collected (in lakh Rs.)	Fee per Vehicle (in Rs.)	No. of Vehicles	Fee collected (in lakh Rs.)
1	2	3	4	5	6	7	8
A-Car (Note-7)	13462	790905	13920	798220	Note-1	9257	519604
B-LCV	647	63242	726	69493		894	88725
C-Bus	812	162383	886	175140		1043	222307
D-Truck	0	0	0	0		0	0
E-Three-axle vehicle	0	0	0	0		0	0
F-Multi-axle Truck	1379	546605	1407	561923		1625	650915
G-Oversized vehicle	0	0	0	0		0	0
FASTag Debit Adjustment/ Chargeback Received from Bank (Net) (Note-5)	0	0	0	0	Note-5	0	966
H- Total	16300	1563135	16939	1604776		12819	1482517

Day/Month wise Opening Balance of Toll Collection & Traffic

Day	15
Month	9
Year	2025
Toll Depositing Bank	State Bank Of India
Bank Account No.	39177623786

Transaction Type	Car/Jeep Count	Total Car/ Jeep Amount (in Rs.)	Bus/Truck Count	Total Bus / Truck Amount (in Rs.)	LCV Count	Total LCV Amount (in Rs.)	MAV (Multi Axle Vehicle Count)	Total MAV (Multi Axle Vehicle) Amount (in Rs.)	Three Axle Count	Three Axle Count Amount (in Rs.)	FASTag Debit Adjustment/ Chargeback Received from Bank (Net)
1	2	3	4	5	8	9	10	11	12	13	Note-5
Single Journey	5145	209761	620	105604	585	49864	1300	473156	0	0	966
Monthly Pass Sales	2	719	2	9882	0	0	0	0	0	0	0
Daily Pass Sales	3315	234394	389	96261	299	37202	294	155749	0	0	0
Local Pass Sales	0	0	0	0	0	0	0	0	0	0	0
Return Pass Sales	0	0	0	0	0	0	0	0	0	0	0
Double User Fee (FASTag Lane Violation) (Note-6)	795	74730	32	10560	10	1660	31	22010	0	0	0

Traffic and Revenue Receivable (Annual Pass - Note 7)		
Transaction Type	Car/Jeep Count	Total Car/ Jeep Amount (in Rs.)
1	2	3
Annual Pass	549	0

Total Non-Tollable Traffic Count Entry Details (Note-2)						
Transaction Type	Car/Jeep Count	Bus/Truck Count	LCV Count	MAV (Multi Axle Vehicle Count)	Three Axle Count	
1	2	3	5	6	7	
Reuse & Exit	4136	551	378	334	0	
Exemption & Violation	5016	194	23	54	0	

Notes

- Fee for Fastag vehicles passing two toll plazas, is collected at two plazas in few cases and therefore section wise traffic details will not be available at one plaza for same.
- All Non-tollable traffic could not be recorded/reported due to unavailability of adequate Lanes & systems. Non-Tollable count includes Reuse of daily/return/monthly pass, exit trips, exemption and violations.
- Reporting (FASTag/Cash/Card) - 12:00:00 AM to 11:59:59 PM.
- Fastag Collection is net of Acquiring Bank Charges
- FASTag Debit Adjustment/Chargeback Received from Bank (Net)
- Double user fee (from cash vehicles entering dedicated Fastag lane) collected from vehicles are reported separately (count and revenue). These are included in vehicle category wise count and revenue.
- Annual FASTag pass w.e.f. 15 August 2025 as per directions of MPEL vide letter no MPEL/DIC/2025/676 dated August 14, 2025.



MONTHLY/DAILY FEE STATEMENT

Project Highway: National Highway NH-48

Day/Month: 16-Sep-2025

Sr. No.	Name of Toll Plaza Location	Chainage
National Highway NH-48 (from Km. 20+400 to 131+200)		
1	Shedung	103+350

Type of Vehicle	For corresponding day/month of previous year 16-Sep-2024		For preceding day/month 15-Sep-2025		For the day/month reported upon 16-Sep-2025		
	No. of Vehicles	Fee collected (in lakh Rs.)	No. of Vehicles	Fee collected (in lakh Rs.)	Fee per Vehicle (in Rs.)	No. of Vehicles	Fee collected (in lakh Rs.)
1	2	3	4	5	6	7	8
A-Car (Note-7)	10143	588924	9257	519604	Note-1	10312	581863
B-LCV	822	81008	894	88725		1192	119165
C-Bus	1009	207355	1043	222307		1216	247273
D-Truck	0	0	0	0		0	0
E-Three-axle vehicle	0	0	0	0		0	0
F-Multi-axle Truck	1457	586800	1625	650915		1877	755568
G-Oversized vehicle	0	0	0	0		0	0
FASTag Debit Adjustment/ Chargeback Received from Bank (Net) (Note-5)	0	1502	0	966	Note-5	0	1261
H- Total	13431	1465589	12819	1482517		14597	1705130

Day/Month wise Opening Balance of Toll Collection & Traffic

Day	16
Month	9
Year	2025
Toll Depositing Bank	State Bank Of India
Bank Account No.	39177623786

Transaction Type	Car/Jeep Count	Total Car/ Jeep Amount (in Rs.)	Bus/Truck Count	Total Bus / Truck Amount (in Rs.)	LCV Count	Total LCV Amount (in Rs.)	MAV (Multi Axle Vehicle Count)	Total MAV (Multi Axle Vehicle) Amount (in Rs.)	Three Axle Count	Three Axle Count Amount (in Rs.)	FASTag Debit Adjustment/ Chargeback Received from Bank (Net)
1	2	3	4	5	8	9	10	11	12	13	Note-5
Single Journey	5676	234939	727	122957	772	65940	1437	518379	0	0	1261
Monthly Pass Sales	1	359	0	0	0	0	0	0	0	0	0
Daily Pass Sales	3841	271928	446	110126	398	49573	421	223699	0	0	0
Local Pass Sales	0	0	0	0	0	0	0	0	0	0	0
Return Pass Sales	0	0	0	0	0	0	0	0	0	0	0
Double User Fee (FASTag Lane Violation) (Note-6)	794	74636	43	14190	22	3652	19	13490	0	0	0

Traffic and Revenue Receivable (Annual Pass - Note 7)		
Transaction Type	Car/Jeep Count	Total Car/ Jeep Amount (in Rs.)
1	2	3
Annual Pass	630	0

Total Non-Tollable Traffic Count Entry Details (Note-2)						
Transaction Type	Car/Jeep Count	Bus/Truck Count	LCV Count	MAV (Multi Axle Vehicle Count)	Three Axle Count	
1	2	3	5	6	7	
Reuse & Exit	4680	638	460	508	0	
Exemption & Violation	5124	186	44	82	0	



- Notes**
1. Fee for Fastag vehicles passing two toll plazas, is collected at two plazas in few cases and therefore section wise traffic details will not be available at one plaza for same.
 2. All Non-tollable traffic could not be recorded/reported due to unavailability of adequate Lanes & systems. Non-Tollable count includes Reuse of daily/return/monthly pass, exit trips, exemption and violations.
 3. Reporting (FASTag/Cash/Card) - 12:00:00 AM to 11:59:59 PM.
 4. Fastag Collection is net of Acquiring Bank Charges
 5. FASTag Debit Adjustment/Chargeback Received from Bank (Net)
 6. Double user fee (from cash vehicles entering dedicated Fastag lane) collected from vehicles are reported separately (count and revenue). These are included in vehicle category wise count and revenue.
 7. Annual FASTag pass w.e.f. 15 August 2025 as per directions of MPEL vide letter no MPEL/DIC/2025/676 dated August 14, 2025.

MONTHLY/DAILY FEE STATEMENT

Project Highway: National Highway NH-48

Day/Month: 17-Sep-2025

Sr. No.	Name of Toll Plaza Location	Chainage
National Highway NH-48 (from Km. 20+400 to 131+200)		
1	Shedung	103+350

Type of Vehicle	For corresponding day/month of previous year 17-Sep-2024		For preceding day/month 16-Sep-2025		For the day/month reported upon 17-Sep-2025		
	No. of Vehicles	Fee collected (in lakh Rs.)	No. of Vehicles	Fee collected (in lakh Rs.)	Fee per Vehicle (in Rs.)	No. of Vehicles	Fee collected (in lakh Rs.)
1	2	3	4	5	6	7	8
A-Car (Note-7)	7793	448659	10312	581863	Note-1	9808	564622
B-LCV	824	80448	1192	119165		1136	113205
C-Bus	811	164992	1216	247273		1111	229720
D-Truck	0	0	0	0		0	0
E-Three-axle vehicle	0	0	0	0		0	0
F-Multi-axle Truck	1183	477632	1877	755568		1847	750370
G-Oversized vehicle	0	0	0	0		0	0
FASTag Debit Adjustment/ Chargeback Received from Bank (Net) (Note-5)	0	172	0	1261	Note-5	0	948
H- Total	10611	1171903	14597	1705130		13902	1652865

Day/Month wise Opening Balance of Toll Collection & Traffic

Day	17
Month	9
Year	2025
Toll Depositing Bank	State Bank Of India
Bank Account No.	39177623786

Transaction Type	Car/Jeep Count	Total Car/ Jeep Amount (in Rs.)	Bus/Truck Count	Total Bus / Truck Amount (in Rs.)	LCV Count	Total LCV Amount (in Rs.)	MAV (Multi Axle Vehicle Count)	Total MAV (Multi Axle Vehicle) Amount (in Rs.)	Three Axle Count	Three Axle Count Amount (in Rs.)	FASTag Debit Adjustment/ Chargeback Received from Bank (Net)
1	2	3	4	5	8	9	10	11	12	13	Note-5
Single Journey	4991	204095	689	117023	730	62037	1406	511313	0	0	948
Monthly Pass Sales	1	359	0	0	0	0	0	0	0	0	0
Daily Pass Sales	3993	282805	394	97458	396	49508	415	220596	0	0	0
Local Pass Sales	0	0	0	0	0	0	0	0	0	0	0
Return Pass Sales	0	0	0	0	0	0	0	0	0	0	0
Double User Fee (FASTag Lane Violation) (Note-6)	823	77362	28	9240	10	1660	26	18460	0	0	0

Traffic and Revenue Receivable (Annual Pass - Note 7)		
Transaction Type	Car/Jeep Count	Total Car/ Jeep Amount (in Rs.)
1	2	3
Annual Pass	594	0

Total Non-Tollable Traffic Count Entry Details (Note-2)						
Transaction Type	Car/Jeep Count	Bus/Truck Count	LCV Count	MAV (Multi Axle Vehicle Count)	Three Axle Count	
1	2	3	5	6	7	
Reuse & Exit	4850	585	477	450	0	
Exemption & Violation	5146	180	42	53	0	

Notes

- Fee for Fastag vehicles passing two toll plazas, is collected at two plazas in few cases and therefore section wise traffic details will not be available at one plaza for same.
- All Non-tollable traffic could not be recorded/reported due to unavailability of adequate Lanes & systems. Non-Tollable count includes Reuse of daily/return/monthly pass, exit trips, exemption and violations.
- Reporting (FASTag/Cash/Card) - 12:00:00 AM to 11:59:59 PM.
- Fastag Collection is net of Acquiring Bank Charges
- FASTag Debit Adjustment/Chargeback Received from Bank (Net)
- Double user fee (from cash vehicles entering dedicated Fastag lane) collected from vehicles are reported separately (count and revenue). These are included in vehicle category wise count and revenue.
- Annual FASTag pass w.e.f. 15 August 2025 as per directions of MPEL vide letter no MPEL/DIC/2025/676 dated August 14, 2025.



MONTHLY/DAILY FEE STATEMENT

Project Highway: National Highway NH-48

Day/Month: 18-Sep-2025

Sr. No.	Name of Toll Plaza Location	Chainage
National Highway NH-48 (from Km. 20+400 to 131+200)		
1	Shedung	103+350

Type of Vehicle	For corresponding day/month of previous year 18-Sep-2024		For preceding day/month 17-Sep-2025		For the day/month reported upon 18-Sep-2025		
	No. of Vehicles	Fee collected (in lakh Rs.)	No. of Vehicles	Fee collected (in lakh Rs.)	Fee per Vehicle (in Rs.)	No. of Vehicles	Fee collected (in lakh Rs.)
1	2	3	4	5	6	7	8
A-Car (Note-7)	8894	515273	9808	564622	Note-1	10074	573492
B-LCV	1015	100085	1136	113205		1166	118188
C-Bus	1026	207313	1111	223720		1228	246961
D-Truck	0	0	0	0		0	0
E-Three-axle vehicle	0	0	0	0		0	0
F-Multi-axle Truck	1455	588643	1847	750370		1831	741972
G-Oversized vehicle	0	0	0	0		0	0
FASTag Debit Adjustment/ Chargeback Received from Bank (Net) (Note-5)	0	368	0	948	Note-5	0	772
H- Total	12390	1411683	13902	1652865		14299	1681386

Day/Month wise Opening Balance of Toll Collection & Traffic

Day	18
Month	9
Year	2025
Toll Depositing Bank	State Bank Of India
Bank Account No.	39177623786

Transaction Type	Car/Jeep Count	Total Car/ Jeep Amount (in Rs.)	Bus/Truck Count	Total Bus / Truck Amount (in Rs.)	LCV Count	Total LCV Amount (in Rs.)	MAV (Multi Axle Vehicle Count)	Total MAV (Multi Axle Vehicle) Amount (in Rs.)	Three Axle Count	Three Axle Count Amount (in Rs.)	FASTag Debit Adjustment/ Chargeback Received from Bank (Net)
1	2	3	4	5	8	9	10	11	12	13	Note-5
Single Journey	5269	213810	757	128173	713	61093	1398	509666	0	0	772
Monthly Pass Sales	0	0	0	0	0	0	0	0	0	0	0
Daily Pass Sales	3965	280722	441	108889	439	54772	422	224495	0	0	0
Local Pass Sales	0	0	0	0	0	0	0	0	0	0	0
Return Pass Sales	0	0	0	0	0	0	0	0	0	0	0
Double User Fee (FASTag Lane Violation) (Note-6)	840	78960	30	9900	14	2324	11	7810	0	0	0

Traffic and Revenue Receivable (Annual Pass - Note 7)		
Transaction Type	Car/Jeep Count	Total Car/ Jeep Amount (in Rs.)
1	2	3
Annual Pass	589	0

Total Non-Tollable Traffic Count Entry Details (Note-2)						
Transaction Type	Car/Jeep Count	Bus/Truck Count	LCV Count	MAV (Multi Axle Vehicle Count)	Three Axle Count	
1	2	3	5	6	7	
Reuse & Exit	4810	624	516	531	0	
Exemption & Violation	4989	189	42	95	0	

Notes

- Fee for Fastag vehicles passing two toll plazas, is collected at two plazas in few cases and therefore section wise traffic details will not be available at one plaza for same.
- All Non-tollable traffic could not be recorded/reported due to unavailability of adequate Lanes & systems. Non-Tollable count includes Reuse of daily/return/monthly pass, exit trips, exemption and violations.
- Reporting (FASTag/Cash/Card) - 12:00:00 AM to 11:59:59 PM.
- Fastag Collection is net of Acquiring Bank Charges
- FASTag Debit Adjustment/Chargeback Received from Bank (Net)
- Double user fee (from cash vehicles entering dedicated Fastag lane) collected from vehicles are reported separately (count and revenue). These are included in vehicle category wise count and revenue.
- Annual FASTag pass w.e.f. 15 August 2025 as per directions of MPEL vide letter no MPEL/DIC/2025/676 dated August 14, 2025.



MONTHLY/DAILY FEE STATEMENT

Project Highway: National Highway NH-48

Day/Month: 19-Sep-2025

Sr. No.	Name of Toll Plaza Location	Chainage
National Highway NH-48 (from Km. 20+400 to 131+200)		
1	Shedung	103+350

Type of Vehicle	For corresponding day/month of previous year 19-Sep-2024		For preceding day/month 18-Sep-2025		For the day/month reported upon 19-Sep-2025		
	No. of Vehicles	Fee collected (in lakh Rs.)	No. of Vehicles	Fee collected (in lakh Rs.)	Fee per Vehicle (in Rs.)	No. of Vehicles	Fee collected (in lakh Rs.)
1	2	3	4	5	6	7	8
A-Car (Note-7)	9194	542480	10074	573492	Note-1	10856	610866
B-LCV	1209	121581	1166	118188		1117	111804
C-Bus	1231	251947	1228	246961		1235	247629
D-Truck	0	0	0	0		0	0
E-Three-axle vehicle	0	0	0	0		0	0
F-Multi-axle Truck	1746	708960	1831	741972		1870	750420
G-Oversized vehicle	0	0	0	0		0	0
FASTag Debit Adjustment/ Chargeback Received from Bank (Net) (Note-5)	0	0	0	772	Note-5	0	697
H- Total	13380	1624967	14299	1681386		15078	1721416

Day/Month wise Opening Balance of Toll Collection & Traffic

Day	19
Month	9
Year	2025
Toll Depositing Bank	State Bank Of India
Bank Account No.	39177623786

Transaction Type	Car/Jeep Count	Total Car/ Jeep Amount (in Rs.)	Bus/Truck Count	Total Bus / Truck Amount (in Rs.)	LCV Count	Total LCV Amount (in Rs.)	MAV (Multi Axle Vehicle Count)	Total MAV (Multi Axle Vehicle) Amount (in Rs.)	Three Axle Count	Three Axle Count Amount (in Rs.)	FASTag Debit Adjustment/ Chargeback Received from Bank (Net)		
1	2	3	4	5	6	7	8	9	10	11	12	13	14
Single Journey	5998	245525	762	128720	717	61089	1463	531750	0	0	0	697	
Monthly Pass Sales	0	0	0	0	0	0	0	0	0	0	0	0	
Daily Pass Sales	3943	279331	453	112309	386	48391	391	207310	0	0	0	0	
Local Pass Sales	0	0	0	0	0	0	0	0	0	0	0	0	
Return Pass Sales	0	0	0	0	0	0	0	0	0	0	0	0	
Double User Fee (FASTag Lane Violation) (Note-6)	915	86010	20	6600	14	2324	16	11360	0	0	0	0	

Traffic and Revenue Receivable (Annual Pass - Note 7)		
Transaction Type	Car/Jeep Count	Total Car/ Jeep Amount (in Rs.)
1	2	3
Annual Pass	589	0

Total Non-Tollable Traffic Count Entry Details (Note-2)					
Transaction Type	Car/Jeep Count	Bus/Truck Count	LCV Count	MAV (Multi Axle Vehicle Count)	Three Axle Count
1	2	3	4	5	6
Reuse & Exit	4757	642	468	447	0
Exemption & Violation	5409	202	30	90	0

Notes

- Fee for Fastag vehicles passing two toll plazas, is collected at two plazas in few cases and therefore section wise traffic details will not be available at one plaza for same.
- All Non-tollable traffic could not be recorded/reported due to unavailability of adequate Lanes & systems. Non-Tollable count includes Reuse of daily/return/monthly pass, exit trips, exemption and violations.
- Reporting (FASTag/Cash/Card) - 12:00:00 AM to 11:59:59 PM.
- Fastag Collection is net of Acquiring Bank Charges
- FASTag Debit Adjustment/Chargeback Received from Bank (Net)
- Double user fee (from cash vehicles entering dedicated Fastag lane) collected from vehicles are reported separately (count and revenue). These are included in vehicle category wise count and revenue.
- Annual FASTag pass w.e.f. 15 August 2025 as per directions of MPEL vide letter no MPEL/DIC/2025/676 dated August 14, 2025.



MONTHLY/DAILY FEE STATEMENT

Project Highway: National Highway NH-48

Day/Month: 20-Sep-2025

Sr. No.	Name of Toll Plaza Location	Chainage
National Highway NH-48 (from Km. 20+400 to 131+200)		
1	Shedung	103+350

Type of Vehicle	For corresponding day/month of previous year 20-Sep-2024		For preceding day/month 19-Sep-2025		For the day/month reported upon 20-Sep-2025		
	No. of Vehicles	Fee collected (in lakh Rs.)	No. of Vehicles	Fee collected (in lakh Rs.)	Fee per Vehicle (in Rs.)	No. of Vehicles	Fee collected (in lakh Rs.)
1	2	3	4	5	6	7	8
A-Car (Note-7)	9725	560978	10856	610866	Note-1	14102	805705
B-LCV	1140	114324	1117	111804		1211	120922
C-Bus	1235	249254	1235	247629		1256	368530
D-Truck	0	0	0	0		0	0
E-Three-axle vehicle	0	0	0	0		0	0
F-Multi-axle Truck	1860	757998	1870	750420		1841	741285
G-Oversized vehicle	0	0	0	0		0	0
FASTag Debit Adjustment/ Chargeback Received from Bank (Net) (Note-5)	0	1860	0	697	Note-5	0	0
H- Total	13960	1684415	15078	1721416		18410	2036442

Day/Month wise Opening Balance of Toll Collection & Traffic

Day	20
Month	9
Year	2025
Toll Depositing Bank	State Bank Of India
Bank Account No.	39177623786

Transaction Type	Car/Jeep Count	Total Car/ Jeep Amount (in Rs.)	Bus/Truck Count	Total Bus / Truck Amount (in Rs.)	LCV Count	Total LCV Amount (in Rs.)	MAV (Multi Axle Vehicle Count)	Total MAV (Multi Axle Vehicle) Amount (in Rs.)	Three Axle Count	Three Axle Count Amount (in Rs.)	FASTag Debit Adjustment/ Chargeback Received from Bank (Net)
1	2	3	4	5	8	9	10	11	12	13	Note-5
Single Journey	7935	339718	797	133998	795	68136	1451	529517	0	0	0
Monthly Pass Sales	1	359	25	123750	0	0	0	0	0	0	0
Daily Pass Sales	4910	347564	393	97251	396	49466	366	194728	0	0	0
Local Pass Sales	0	0	0	0	0	0	0	0	0	0	0
Return Pass Sales	0	0	0	0	0	0	0	0	0	0	0
Double User Fee (FASTag Lane Violation) (Note-6)	1256	118064	41	13530	20	3320	24	17040	0	0	0

Traffic and Revenue Receivable (Annual Pass - Note 7)		
Transaction Type	Car/Jeep Count	Total Car/ Jeep Amount (in Rs.)
1	2	3
Annual Pass	619	0

Total Non-Tollable Traffic Count Entry Details (Note-2)						
Transaction Type	Car/Jeep Count	Bus/Truck Count	LCV Count	MAV (Multi Axle Vehicle Count)	Three Axle Count	
1	2	3	5	6	7	
Reuse & Exit	5801	556	461	407	0	
Exemption & Violation	5381	184	39	79	0	

Notes

1. Fee for Fastag vehicles passing two toll plazas, is collected at two plazas in few cases and therefore section wise traffic details will not be available at one plaza for same.
2. All Non-tollable traffic could not be recorded/reported due to unavailability of adequate Lanes & systems. Non-Tollable count includes Reuse of daily/return/monthly pass, exit trips, exemption and violations.
3. Reporting (FASTag/Cash/Card) - 12:00:00 AM to 11:59:59 PM.
4. Fastag Collection is net of Acquiring Bank Charges
5. FASTag Debit Adjustment/Chargeback Received from Bank (Net)
6. Double user fee (from cash vehicles entering dedicated Fastag lane) collected from vehicles are reported separately (count and revenue). These are included in vehicle category wise count and revenue.
7. Annual FASTag pass w.e.f. 15 August 2025 as per directions of MPEL vide letter no MPEL/DIC/2025/676 dated August 14, 2025.



MONTHLY/DAILY FEE STATEMENT

Project Highway: National Highway NH-48

Day/Month: 21-Sep-2025

Sr. No.	Name of Toll Plaza Location	Chainage
National Highway NH-48 (from Km. 20+400 to 131+200)		
1	Shedung	103+350

Type of Vehicle	For corresponding day/month of previous year 21-Sep-2024		For preceding day/month 20-Sep-2025		For the day/month reported upon 21-Sep-2025		
	No. of Vehicles	Fee collected (in lakh Rs.)	No. of Vehicles	Fee collected (in lakh Rs.)	Fee per Vehicle (in Rs.)	No. of Vehicles	Fee collected (in lakh Rs.)
1	2	3	4	5	6	7	8
A-Car (Note-7)	12602	737079	14102	805705	Note-1	11773	682095
B-LCV	1178	116025	1211	120922		656	63713
C-Bus	1275	261046	1256	368530		802	159182
D-Truck	0	0	0	0		0	0
E-Three-axle vehicle	0	0	0	0		0	0
F-Multi-axle Truck	1814	736300	1841	741285		1447	576576
G-Oversized vehicle	0	0	0	0		0	0
FASTag Debit Adjustment/ Chargeback Received from Bank (Net) (Note-5)	0	758	0	0	Note-5	0	1048
H- Total	16869	1851208	18410	2036442		14678	1482614

Day/Month wise Opening Balance of Toll Collection & Traffic

Day	21
Month	9
Year	2025
Toll Depositing Bank	State Bank Of India
Bank Account No.	39177623786

Transaction Type	Car/Jeep Count	Total Car/ Jeep Amount (in Rs.)	Bus/Truck Count	Total Bus / Truck Amount (in Rs.)	LCV Count	Total LCV Amount (in Rs.)	MAV (Multi Axle Vehicle Count)	Total MAV (Multi Axle Vehicle) Amount (in Rs.)	Three Axle Count	Three Axle Count Amount (in Rs.)	FASTag Debit Adjustment/ Chargeback Received from Bank (Net)
1	2	3	4	5	8	9	10	11	12	13	Note-5
Single Journey	6600	288519	538	91271	468	39783	1155	418327	0	0	1048
Monthly Pass Sales	1	359	0	0	0	0	0	0	0	0	0
Daily Pass Sales	4002	283236	235	58341	177	22104	275	146178	0	0	0
Local Pass Sales	0	0	0	0	0	0	0	0	0	0	0
Return Pass Sales	0	0	0	0	0	0	0	0	0	0	0
Double User Fee (FASTag Lane Violation) (Note-6)	1170	109980	29	9570	11	1826	17	12070	0	0	0

Traffic and Revenue Receivable (Annual Pass - Note 7)		
Transaction Type	Car/Jeep Count	Total Car/ Jeep Amount (in Rs.)
1	2	3
Annual Pass	496	0

Total Non-Tollable Traffic Count Entry Details (Note-2)						
Transaction Type	Car/Jeep Count	Bus/Truck Count	LCV Count	MAV (Multi Axle Vehicle Count)	Three Axle Count	
1	2	3	5	6	7	
Reuse & Exit	4533	388	227	345	0	
Exemption & Violation	4539	143	15	71	0	

Notes

- Fee for Fastag vehicles passing two toll plazas, is collected at two plazas in few cases and therefore section wise traffic details will not be available at one plaza for same.
- All Non-tollable traffic could not be recorded/reported due to unavailability of adequate Lanes & systems. Non-Tollable count includes Reuse of daily/return/monthly pass, exit trips, exemption and violations.
- Reporting (FASTag/Cash/Card) - 12:00:00 AM to 11:59:59 PM.
- Fastag Collection is net of Acquiring Bank Charges
- FASTag Debit Adjustment/Chargeback Received from Bank (Net)
- Double user fee (from cash vehicles entering dedicated Fastag lane) collected from vehicles are reported separately (count and revenue). These are included in vehicle category wise count and revenue.
- Annual FASTag pass w.e.f. 15 August 2025 as per directions of MPEL vide letter no MPEL/DIC/2025/676 dated August 14, 2025.



MONTHLY/DAILY FEE STATEMENT

Project Highway: National Highway NH-48

Day/Month: 22-Sep-2025

Sr. No.	Name of Toll Plaza Location	Chainage
National Highway NH-48 (from Km. 20+400 to 131+200)		
1	Shedung	103+350

Type of Vehicle	For corresponding day/month of previous year 22-Sep-2024		For preceding day/month 21-Sep-2025		For the day/month reported upon 22-Sep-2025		
	No. of Vehicles	Fee collected (in lakh Rs.)	No. of Vehicles	Fee collected (in lakh Rs.)	Fee per Vehicle (in Rs.)	No. of Vehicles	Fee collected (in lakh Rs.)
1	2	3	4	5	6	7	8
A-Car (Note-7)	12430	733999	11773	682095	Note-1	9471	541452
B-LCV	715	69839	656	63713		970	95538
C-Bus	804	163410	802	159182		964	194237
D-Truck	0	0	0	0		0	0
E-Three-axle vehicle	0	0	0	0		0	0
F-Multi-axle Truck	1396	561176	1447	576576		1622	644822
G-Oversized vehicle	0	0	0	0		0	0
FASTag Debit Adjustment/ Chargeback Received from Bank (Net) (Note-5)	0	-47	0	1048	Note-5	0	725
H- Total	15345	1528377	14678	1482614		13027	1476774

Day/Month wise Opening Balance of Toll Collection & Traffic

Day	22
Month	9
Year	2025
Toll Depositing Bank	State Bank Of India
Bank Account No.	39177623786

Transaction Type	Car/Jeep Count	Total Car/ Jeep Amount (in Rs.)	Bus/Truck Count	Total Bus / Truck Amount (in Rs.)	LCV Count	Total LCV Amount (in Rs.)	MAV (Multi Axle Vehicle Count)	Total MAV (Multi Axle Vehicle) Amount (in Rs.)	Three Axle Count	Three Axle Count Amount (in Rs.)	FASTag Debit Adjustment/ Chargeback Received from Bank (Net)
1	2	3	4	5	8	9	10	11	12	13	Note-5
Single Journey	4940	201092	587	99300	663	56507	1296	471263	0	0	725
Monthly Pass Sales	0	0	0	0	0	0	0	0	0	0	0
Daily Pass Sales	3687	261023	359	88997	292	36541	323	171429	0	0	0
Local Pass Sales	0	0	0	0	0	0	0	0	0	0	0
Return Pass Sales	0	0	0	0	0	0	0	0	0	0	0
Double User Fee (FASTag Lane Violation) (Note-6)	844	79336	18	5940	15	2490	3	2130	0	0	0

Traffic and Revenue Receivable (Annual Pass - Note 7)		
Transaction Type	Car/Jeep Count	Total Car/ Jeep Amount (in Rs.)
1	2	3
Annual Pass	564	0

Total Non-Tollable Traffic Count Entry Details (Note-2)						
Transaction Type	Car/Jeep Count	Bus/Truck Count	LCV Count	MAV (Multi Axle Vehicle Count)	Three Axle Count	
1	2	3	5	6	7	
Reuse & Exit	4504	540	368	444	0	
Exemption & Violation	5191	185	47	109	0	

Notes

- Fee for Fastag vehicles passing two toll plazas, is collected at two plazas in few cases and therefore section wise traffic details will not be available at one plaza for same.
- All Non-tollable traffic could not be recorded/reported due to unavailability of adequate Lanes & systems. Non-Tollable count includes Reuse of daily/return/monthly pass, exit trips, exemption and violations.
- Reporting (FASTag/Cash/Card) - 12:00:00 AM to 11:59:59 PM.
- Fastag Collection is net of Acquiring Bank Charges
- FASTag Debit Adjustment/Chargeback Received from Bank (Net)
- Double user fee (from cash vehicles entering dedicated Fastag lane) collected from vehicles are reported separately (count and revenue). These are included in vehicle category wise count and revenue.
- Annual FASTag pass w.e.f. 15 August 2025 as per directions of MPEL vide letter no MPEL/DIC/2025/676 dated August 14, 2025.



MONTHLY/DAILY FEE STATEMENT

Project Highway: National Highway NH-48

Day/Month: 23-Sep-2025

Sr. No.	Name of Toll Plaza Location	Chainage
National Highway NH-48 (from Km. 20+400 to 131+200)		
1	Shedung	103+350

Type of Vehicle	For corresponding day/month of previous year 23-Sep-2024		For preceding day/month 22-Sep-2025		For the day/month reported upon 23-Sep-2025		
	No. of Vehicles	Fee collected (in lakh Rs.)	No. of Vehicles	Fee collected (in lakh Rs.)	Fee per Vehicle (in Rs.)	No. of Vehicles	Fee collected (in lakh Rs.)
1	2	3	4	5	6	7	8
A-Car (Note-7)	8914	519844	9471	541452	Note-1	9528	544827
B-LCV	875	87395	970	95538		1126	112564
C-Bus	1101	221780	964	194237		1133	231822
D-Truck	0	0	0	0		0	0
E-Three-axle vehicle	0	0	0	0		0	0
F-Multi-axle Truck	1631	655440	1622	644822		1938	781721
G-Oversized vehicle	0	0	0	0		0	0
FASTag Debit Adjustment/ Chargeback Received from Bank (Net) (Note-5)	0	0	0	725	Note-5	0	964
H- Total	12521	1484459	13027	1476774		13725	1671899

Day/Month wise Opening Balance of Toll Collection & Traffic

Day	23
Month	9
Year	2025
Toll Depositing Bank	State Bank Of India
Bank Account No.	39177623786

Transaction Type	Car/Jeep Count	Total Car/ Jeep Amount (in Rs.)	Bus/Truck Count	Total Bus / Truck Amount (in Rs.)	LCV Count	Total LCV Amount (in Rs.)	MAV (Multi Axle Vehicle Count)	Total MAV (Multi Axle Vehicle) Amount (in Rs.)	Three Axle Count	Three Axle Count Amount (in Rs.)	FASTag Debit Adjustment/ Chargeback Received from Bank (Net)
1	2	3	4	5	8	9	10	11	12	13	Note-5
Single Journey	4867	195153	654	110767	730	63056	1492	541256	0	0	964
Monthly Pass Sales	1	359	0	0	0	0	0	0	0	0	0
Daily Pass Sales	3825	270825	449	111155	394	49176	427	226975	0	0	0
Local Pass Sales	0	0	0	0	0	0	0	0	0	0	0
Return Pass Sales	0	0	0	0	0	0	0	0	0	0	0
Double User Fee (FASTag Lane Violation) (Note-6)	835	78490	30	9900	2	332	19	13490	0	0	0

Traffic and Revenue Receivable (Annual Pass - Note 7)		
Transaction Type	Car/Jeep Count	Total Car/ Jeep Amount (in Rs.)
1	2	3
Annual Pass	604	0

Total Non-Tollable Traffic Count Entry Details (Note-2)					
Transaction Type	Car/Jeep Count	Bus/Truck Count	LCV Count	MAV (Multi Axle Vehicle Count)	Three Axle Count
1	2	3	5	6	7
Reuse & Exit	4637	639	464	518	0
Exemption & Violation	6280	185	35	113	0

Notes

- Fee for Fastag vehicles passing two toll plazas, is collected at two plazas in few cases and therefore section wise traffic details will not be available at one plaza for same.
- All Non-tollable traffic could not be recorded/reported due to unavailability of adequate Lanes & systems. Non-Tollable count includes Reuse of daily/return/monthly pass, exit trips, exemption and violations.
- Reporting (FASTag/Cash/Card) - 12:00:00 AM to 11:59:59 PM.
- Fastag Collection is net of Acquiring Bank Charges
- FASTag Debit Adjustment/Chargeback Received from Bank (Net)
- Double user fee (from cash vehicles entering dedicated Fastag lane) collected from vehicles are reported separately (count and revenue). These are included in vehicle category wise count and revenue.
- Annual FASTag pass w.e.f. 15 August 2025 as per directions of MPEL vide letter no MPEL/DIC/2025/676 dated August 14, 2025.



MONTHLY/DAILY FEE STATEMENT

Project Highway: National Highway NH-48

Day/Month: 24-Sep-2025

Sr. No.	Name of Toll Plaza Location	Chainage
National Highway NH-48 (from Km. 20+400 to 131+200)		
1	Shedung	103+350

Type of Vehicle	For corresponding day/month of previous year 24-Sep-2024		For preceding day/month 23-Sep-2025		For the day/month reported upon 24-Sep-2025		
	No. of Vehicles	Fee collected (in lakh Rs.)	No. of Vehicles	Fee collected (in lakh Rs.)	Fee per Vehicle (in Rs.)	No. of Vehicles	Fee collected (in lakh Rs.)
1	2	3	4	5	6	7	8
A-Car (Note-7)	8621	506489	9528	544827	Note-1	10055	577745
B-LCV	1134	112645	1126	112564		1173	116554
C-Bus	1148	234334	1133	231822		1221	244446
D-Truck	0	0	0	0		0	0
E-Three-axle vehicle	0	0	0	0		0	0
F-Multi-axle Truck	1588	633215	1938	781721		2034	819338
G-Oversized vehicle	0	0	0	0		0	0
FASTag Debit Adjustment/ Chargeback Received from Bank (Net) (Note-5)	0	1026	0	964	Note-5	0	626
H- Total	12491	1487709	13725	1671899		14483	1758709

Day/Month wise Opening Balance of Toll Collection & Traffic

Day	24
Month	9
Year	2025
Toll Depositing Bank	State Bank Of India
Bank Account No.	39177623786

Transaction Type	Car/Jeep Count	Total Car/ Jeep Amount (in Rs.)	Bus/Truck Count	Total Bus / Truck Amount (in Rs.)	LCV Count	Total LCV Amount (in Rs.)	MAV (Multi Axle Vehicle Count)	Total MAV (Multi Axle Vehicle) Amount (in Rs.)	Three Axle Count	Three Axle Count Amount (in Rs.)	FASTag Debit Adjustment/ Chargeback Received from Bank (Net)
1	2	3	4	5	8	9	10	11	12	13	Note-5
Single Journey	5130	208692	764	128673	771	65548	1560	565411	0	0	626
Monthly Pass Sales	0	0	0	0	0	0	0	0	0	0	0
Daily Pass Sales	4042	286051	426	105543	389	48848	462	245407	0	0	0
Local Pass Sales	0	0	0	0	0	0	0	0	0	0	0
Return Pass Sales	0	0	0	0	0	0	0	0	0	0	0
Double User Fee (FASTag Lane Violation) (Note-6)	883	83002	31	10230	13	2158	12	8520	0	0	0

Traffic and Revenue Receivable (Annual Pass - Note 7)		
Transaction Type	Car/Jeep Count	Total Car/ Jeep Amount (in Rs.)
1	2	3
Annual Pass	642	0

Total Non-Tollable Traffic Count Entry Details (Note-2)					
Transaction Type	Car/Jeep Count	Bus/Truck Count	LCV Count	MAV (Multi Axle Vehicle Count)	Three Axle Count
1	2	3	5	6	7
Reuse & Exit	4910	616	464	528	0
Exemption & Violation	6703	172	47	71	0

Notes

- Fee for Fastag vehicles passing two toll plazas, is collected at two plazas in few cases and therefore section wise traffic details will not be available at one plaza for same.
- All Non-tollable traffic could not be recorded/reported due to unavailability of adequate Lanes & systems. Non-Tollable count includes Reuse of daily/return/monthly pass, exit trips, exemption and violations.
- Reporting (FASTag/Cash/Card) - 12:00:00 AM to 11:59:59 PM.
- Fastag Collection is net of Acquiring Bank Charges
- FASTag Debit Adjustment/Chargeback Received from Bank (Net)
- Double user fee (from cash vehicles entering dedicated Fastag lane) collected from vehicles are reported separately (count and revenue). These are included in vehicle category wise count and revenue.
- Annual FASTag pass w.e.f. 15 August 2025 as per directions of MPEL vide letter no MPEL/DIC/2025/676 dated August 14, 2025.



MONTHLY/DAILY FEE STATEMENT

Project Highway: National Highway NH-48

Day/Month: 25-Sep-2025

Sr. No.	Name of Toll Plaza Location	Chainage
National Highway NH-48 (from Km. 20+400 to 131+200)		
1	Shedung	103+350

Type of Vehicle	For corresponding day/month of previous year 25-Sep-2024		For preceding day/month 24-Sep-2025		For the day/month reported upon 25-Sep-2025		
	No. of Vehicles	Fee collected (in lakh Rs.)	No. of Vehicles	Fee collected (in lakh Rs.)	Fee per Vehicle (in Rs.)	No. of Vehicles	Fee collected (in lakh Rs.)
1	2	3	4	5	6	7	8
A-Car (Note-7)	8492	501232	10055	577745	Note-1	10411	599848
B-LCV	1102	110470	1173	116554		1192	120264
C-Bus	1122	345274	1221	244446		1176	240701
D-Truck	0	0	0	0		0	0
E-Three-axle vehicle	0	0	0	0		0	0
F-Multi-axle Truck	1688	683105	2034	819338		1936	773168
G-Oversized vehicle	0	0	0	0		0	0
FASTag Debit Adjustment/ Chargeback Received from Bank (Net) (Note-5)	0	936	0	626		Note-5	0
H- Total	12404	1641019	14483	1758709		14715	1734957

Day/Month wise Opening Balance of Toll Collection & Traffic

Day	25
Month	9
Year	2025
Toll Depositing Bank	State Bank Of India
Bank Account No.	39177623786

Transaction Type	Car/Jeep Count	Total Car/ Jeep Amount (in Rs.)	Bus/Truck Count	Total Bus / Truck Amount (in Rs.)	LCV Count	Total LCV Amount (in Rs.)	MAV (Multi Axle Vehicle Count)	Total MAV (Multi Axle Vehicle) Amount (in Rs.)	Three Axle Count	Three Axle Count Amount (in Rs.)	FASTag Debit Adjustment/ Chargeback Received from Bank (Net)
1	2	3	4	5	8	9	10	11	12	13	Note-5
Single Journey	5273	214425	680	114942	756	65326	1507	543425	0	0	975
Monthly Pass Sales	0	0	0	0	0	0	0	0	0	0	0
Daily Pass Sales	4208	298003	459	113549	423	52780	415	219803	0	0	0
Local Pass Sales	0	0	0	0	0	0	0	0	0	0	0
Return Pass Sales	0	0	0	0	0	0	0	0	0	0	0
Double User Fee (FASTag Lane Violation) (Note-6)	930	87420	37	12210	13	2158	14	9940	0	0	0

Traffic and Revenue Receivable (Annual Pass - Note 7)		
Transaction Type	Car/Jeep Count	Total Car/ Jeep Amount (in Rs.)
1	2	3
Annual Pass	642	0

Total Non-Tollable Traffic Count Entry Details (Note-2)					
Transaction Type	Car/Jeep Count	Bus/Truck Count	LCV Count	MAV (Multi Axle Vehicle Count)	Three Axle Count
1	2	3	5	6	7
Reuse & Exit	5083	638	503	483	0
Exemption & Violation	6676	189	37	82	0

Notes

- Fee for Fastag vehicles passing two toll plazas, is collected at two plazas in few cases and therefore section wise traffic details will not be available at one plaza for same.
- All Non-tollable traffic could not be recorded/reported due to unavailability of adequate Lanes & systems. Non-Tollable count includes Reuse of daily/return/monthly pass, exit trips, exemption and violations.
- Reporting (FASTag/Cash/Card) - 12:00:00 AM to 11:59:59 PM.
- Fastag Collection is net of Acquiring Bank Charges
- FASTag Debit Adjustment/Chargeback Received from Bank (Net)
- Double user fee (from cash vehicles entering dedicated Fastag lane) collected from vehicles are reported separately (count and revenue). These are included in vehicle category wise count and revenue.
- Annual FASTag pass w.e.f. 15 August 2025 as per directions of MPEL vide letter no MPEL/DIC/2025/676 dated August 14, 2025.



MONTHLY/DAILY FEE STATEMENT

Project Highway: National Highway NH-48

Day/Month: 26-Sep-2025

Sr. No.	Name of Toll Plaza Location	Chainage
National Highway NH-48 (from Km. 20+400 to 131+200)		
1	Shedung	103+350

Type of Vehicle	For corresponding day/month of previous year 26-Sep-2024		For preceding day/month 25-Sep-2025		For the day/month reported upon 26-Sep-2025		
	No. of Vehicles	Fee collected (in lakh Rs.)	No. of Vehicles	Fee collected (in lakh Rs.)	Fee per Vehicle (in Rs.)	No. of Vehicles	Fee collected (in lakh Rs.)
1	2	3	4	5	6	7	8
A-Car (Note-7)	8556	501784	10411	599848	Note-1	10772	616107
B-LCV	1162	116419	1192	120264		1259	127098
C-Bus	1172	235348	1176	240701		1224	248554
D-Truck	0	0	0	0		0	0
E-Three-axle vehicle	0	0	0	0		0	0
F-Multi-axle Truck	1625	662395	1936	773168		1982	801540
G-Oversized vehicle	0	0	0	0		0	0
FASTag Debit Adjustment/ Chargeback Received from Bank (Net) (Note-5)	0	494	0	975	Note-5	0	1238
H- Total	12515	1516440	14715	1734957		15237	1794538

Day/Month wise Opening Balance of Toll Collection & Traffic

Day	26
Month	9
Year	2025
Toll Depositing Bank	State Bank Of India
Bank Account No.	39177623786

Transaction Type	Car/Jeep Count	Total Car/ Jeep Amount (in Rs.)	Bus/Truck Count	Total Bus / Truck Amount (in Rs.)	LCV Count	Total LCV Amount (in Rs.)	MAV (Multi Axle Vehicle Count)	Total MAV (Multi Axle Vehicle) Amount (in Rs.)	Three Axle Count	Three Axle Count Amount (in Rs.)	FASTag Debit Adjustment/ Chargeback Received from Bank (Net)
1	2	3	4	5	8	9	10	11	12	13	Note-5
Single Journey	5673	232498	730	123785	801	68527	1541	563905	0	0	1238
Monthly Pass Sales	0	0	0	0	0	0	0	0	0	0	0
Daily Pass Sales	4141	293557	462	114210	424	52927	421	223435	0	0	0
Local Pass Sales	0	0	0	0	0	0	0	0	0	0	0
Return Pass Sales	0	0	0	0	0	0	0	0	0	0	0
Double User Fee (FASTag Lane Violation) (Note-6)	958	90052	32	10560	34	5644	20	14200	0	0	0

Traffic and Revenue Receivable (Annual Pass - Note 7)		
Transaction Type	Car/Jeep Count	Total Car/ Jeep Amount (in Rs.)
1	2	3
Annual Pass	659	0

Total Non-Tollable Traffic Count Entry Details (Note-2)					
Transaction Type	Car/Jeep Count	Bus/Truck Count	LCV Count	MAV (Multi Axle Vehicle Count)	Three Axle Count
1	2	3	5	6	7
Reuse & Exit	5046	635	495	500	0
Exemption & Violation	6997	193	53	82	0

Notes

- Fee for Fastag vehicles passing two toll plazas, is collected at two plazas in few cases and therefore section wise traffic details will not be available at one plaza for same.
- All Non-tollable traffic could not be recorded/reported due to unavailability of adequate Lanes & systems. Non-Tollable count includes Reuse of daily/return/monthly pass, exit trips, exemption and violations.
- Reporting (FASTag/Cash/Card) - 12:00:00 AM to 11:59:59 PM.
- Fastag Collection is net of Acquiring Bank Charges
- FASTag Debit Adjustment/Chargeback Received from Bank (Net)
- Double user fee (from cash vehicles entering dedicated Fastag lane) collected from vehicles are reported separately (count and revenue). These are included in vehicle category wise count and revenue.
- Annual FASTag pass w.e.f. 15 August 2025 as per directions of MPEL vide letter no MPEL/DIC/2025/676 dated August 14, 2025.



MONTHLY/DAILY FEE STATEMENT

Project Highway: National Highway NH-48

Day/Month: 27-Sep-2025

Sr. No.	Name of Toll Plaza Location	Chainage
1	National Highway NH-48 (from Km. 20+400 to 131+200)	103+350

Type of Vehicle	For corresponding day/month of previous year 27-Sep-2024		For preceding day/month 26-Sep-2025		For the day/month reported upon 27-Sep-2025		
	No. of Vehicles	Fee collected (in lakh Rs.)	No. of Vehicles	Fee collected (in lakh Rs.)	Fee per Vehicle (in Rs.)	No. of Vehicles	Fee collected (in lakh Rs.)
1	2	3	4	5	6	7	8
A-Car (Note-7)	9198	534897	10772	616107	Note-1	13142	763422
B-LCV	1154	114100	1259	127098		1222	120863
C-Bus	1086	217837	1224	248554		1200	242265
D-Truck	0	0	0	0		0	0
E-Three-axle vehicle	0	0	0	0		0	0
F-Multi-axle Truck	1635	660767	1982	801540		1957	784323
G-Oversized vehicle	0	0	0	0		0	0
FASTag Debit Adjustment/ Chargeback Received from Bank (Net) (Note-5)	0	565	0	1238	Note-5	0	0
H- Total	13073	1528166	15237	1794538		17521	1910873

Day/Month wise Opening Balance of Toll Collection & Traffic

Day	27
Month	9
Year	2025
Toll Depositing Bank	State Bank Of India
Bank Account No.	39177623786

Transaction Type	Car/Jeep Count	Total Car/ Jeep Amount (in Rs.)	Bus/Truck Count	Total Bus / Truck Amount (in Rs.)	LCV Count	Total LCV Amount (in Rs.)	MAV (Multi Axle Vehicle Count)	Total MAV (Multi Axle Vehicle) Amount (in Rs.)	Three Axle Count	Three Axle Count Amount (in Rs.)	FASTag Debit Adjustment/ Chargeback Received from Bank (Net)
1	2	3	4	5	8	9	10	11	12	13	Note-5
Single Journey	6972	296856	756	127897	810	68740	1530	556443	0	0	0
Monthly Pass Sales	2	719	0	0	0	0	0	0	0	0	0
Daily Pass Sales	4921	348630	391	96878	399	49965	417	220779	0	0	0
Local Pass Sales	0	0	0	0	0	0	0	0	0	0	0
Return Pass Sales	0	0	0	0	0	0	0	0	0	0	0
Double User Fee (FASTag Lane Violation) (Note-6)	1247	117218	53	17490	13	2158	10	7100	0	0	0

Traffic and Revenue Receivable (Annual Pass - Note 7)		
Transaction Type	Car/Jeep Count	Total Car/ Jeep Amount (in Rs.)
1	2	3
Annual Pass	588	0

Total Non-Tollable Traffic Count Entry Details (Note-2)					
Transaction Type	Car/Jeep Count	Bus/Truck Count	LCV Count	MAV (Multi Axle Vehicle Count)	Three Axle Count
1	2	3	5	6	7
Reuse & Exit	5713	563	462	522	0
Exemption & Violation	7094	167	37	64	0

Notes

1. Fee for Fastag vehicles passing two toll plazas, is collected at two plazas in few cases and therefore section wise traffic details will not be available at one plaza for same.
2. All Non-tollable traffic could not be recorded/reported due to unavailability of adequate Lanes & systems. Non-Tollable count includes Reuse of daily/return/monthly pass, exit trips, exemption and violations.
3. Reporting (FASTag/Cash/Card) - 12:00:00 AM to 11:59:59 PM.
4. Fastag Collection is net of Acquiring Bank Charges
5. FASTag Debit Adjustment/Chargeback Received from Bank (Net)
6. Double user fee (from cash vehicles entering dedicated Fastag lane) collected from vehicles are reported separately (count and revenue). These are included in vehicle category wise count and revenue.
7. Annual FASTag pass w.e.f. 15 August 2025 as per directions of MPEL vide letter no MPEL/DIC/2025/676 dated August 14, 2025.



MONTHLY/DAILY FEE STATEMENT

Project Highway: National Highway NH-48

Day/Month: 28-Sep-2025

Sr. No.	Name of Toll Plaza Location	Chainage
National Highway NH-48 (from Km. 20+400 to 131+200)		
1	Shedung	103+350

Type of Vehicle	For corresponding day/month of previous year 28-Sep-2024		For preceding day/month 27-Sep-2025		For the day/month reported upon 28-Sep-2025		
	No. of Vehicles	Fee collected (in lakh Rs.)	No. of Vehicles	Fee collected (in lakh Rs.)	Fee per Vehicle (in Rs.)	No. of Vehicles	Fee collected (in lakh Rs.)
1	2	3	4	5	6	7	8
A-Car (Note-7)	12799	744857	13142	763422	Note-1	11330	662558
B-LCV	1176	115905	1222	120863		742	71570
C-Bus	1197	242658	1200	242265		762	149981
D-Truck	0	0	0	0		0	0
E-Three-axle vehicle	0	0	0	0		0	0
F-Multi-axle Truck	1663	670804	1957	784323		1442	565034
G-Oversized vehicle	0	0	0	0		0	0
FASTag Debit Adjustment/ Chargeback Received from Bank (Net) (Note-5)	0	-1258	0	0	Note-5	0	-47
H- Total	16835	1772967	17521	1910873		14276	1449096

Day/Month wise Opening Balance of Toll Collection & Traffic

Day	28
Month	9
Year	2025
Toll Depositing Bank	State Bank Of India
Bank Account No.	39177623786

Transaction Type	Car/Jeep Count	Total Car/ Jeep Amount (in Rs.)	Bus/Truck Count	Total Bus / Truck Amount (in Rs.)	LCV Count	Total LCV Amount (in Rs.)	MAV (Multi Axle Vehicle Count)	Total MAV (Multi Axle Vehicle) Amount (in Rs.)	Three Axle Count	Three Axle Count Amount (in Rs.)	FASTag Debit Adjustment/ Chargeback Received from Bank (Net)
1	2	3	4	5	8	9	10	11	12	13	Note-5
Single Journey	6034	258166	503	84298	526	44015	1173	422211	0	0	-47
Monthly Pass Sales	2	719	0	0	0	0	0	0	0	0	0
Daily Pass Sales	4022	284105	242	60073	205	25729	264	139273	0	0	0
Local Pass Sales	0	0	0	0	0	0	0	0	0	0	0
Return Pass Sales	0	0	0	0	0	0	0	0	0	0	0
Double User Fee (FASTag Lane Violation) (Note-6)	1272	119568	17	5610	11	1826	5	3550	0	0	0

Traffic and Revenue Receivable (Annual Pass - Note 7)		
Transaction Type	Car/Jeep Count	Total Car/ Jeep Amount (in Rs.)
1	2	3
Annual Pass	427	0

Total Non-Tollable Traffic Count Entry Details (Note-2)						
Transaction Type	Car/Jeep Count	Bus/Truck Count	LCV Count	MAV (Multi Axle Vehicle Count)	Three Axle Count	
1	2	3	5	6	7	
Reuse & Exit	4523	399	255	289	0	
Exemption & Violation	5681	139	17	22	0	

Notes

- Fee for Fastag vehicles passing two toll plazas, is collected at two plazas in few cases and therefore section wise traffic details will not be available at one plaza for same.
- All Non-tollable traffic could not be recorded/reported due to unavailability of adequate Lanes & systems. Non-Tollable count includes Reuse of daily/return/monthly pass, exit trips, exemption and violations.
- Reporting (FASTag/Cash/Card) - 12:00:00 AM to 11:59:59 PM.
- Fastag Collection is net of Acquiring Bank Charges
- FASTag Debit Adjustment/Chargeback Received from Bank (Net)
- Double user fee (from cash vehicles entering dedicated Fastag lane) collected from vehicles are reported separately (count and revenue). These are included in vehicle category wise count and revenue.
- Annual FASTag pass w.e.f. 15 August 2025 as per directions of MPEL vide letter no MPEL/DIC/2025/676 dated August 14, 2025.



MONTHLY/DAILY FEE STATEMENT

Project Highway: National Highway NH-48

Day/Month: 29-Sep-2025

Sr. No.	Name of Toll Plaza Location	Chainage
1	National Highway NH-48 (from Km. 20+400 to 131+200) Shedung	103+350

Type of Vehicle	For corresponding day/month of previous year 29-Sep-2024		For preceding day/month 28-Sep-2025		For the day/month reported upon 29-Sep-2025		
	No. of Vehicles	Fee collected (in lakh Rs.)	No. of Vehicles	Fee collected (in lakh Rs.)	Fee per Vehicle (in Rs.)	No. of Vehicles	Fee collected (in lakh Rs.)
1	2	3	4	5	6	7	8
A-Car (Note-7)	12983	768915	11330	662558	Note-1	9558	552840
B-LCV	790	78361	742	71570		951	96577
C-Bus	875	175545	762	149981		995	200024
D-Truck	0	0	0	0		0	0
E-Three-axle vehicle	0	0	0	0		0	0
F-Multi-axle Truck	1336	527960	1442	565034		1703	675339
G-Oversized vehicle	0	0	0	0		0	0
FASTag Debit Adjustment/ Chargeback Received from Bank (Net) (Note-5)	0	0	0	-47	Note-5	0	4481
H- Total	15984	1550781	14276	1449096		13207	1529260

Day/Month wise Opening Balance of Toll Collection & Traffic

Day	29
Month	9
Year	2025
Toll Depositing Bank	State Bank Of India
Bank Account No.	39177623786

Transaction Type	Car/Jeep Count	Total Car/ Jeep Amount (in Rs.)	Bus/Truck Count	Total Bus / Truck Amount (in Rs.)	LCV Count	Total LCV Amount (in Rs.)	MAV (Multi Axle Vehicle Count)	Total MAV (Multi Axle Vehicle) Amount (in Rs.)	Three Axle Count	Three Axle Count Amount (in Rs.)	FASTag Debit Adjustment/ Chargeback Received from Bank (Net)
1	2	3	4	5	8	9	10	11	12	13	Note-5
Single Journey	5023	201803	621	105499	645	55351	1377	500446	0	0	4481
Monthly Pass Sales	10	9313	0	0	1	2486	0	0	0	0	0
Daily Pass Sales	3613	255995	351	86935	288	35918	317	168504	0	0	0
Local Pass Sales	0	0	0	0	0	0	0	0	0	0	0
Return Pass Sales	0	0	0	0	0	0	0	0	0	0	0
Double User Fee (FASTag Lane Violation) (Note-6)	912	85728	23	7590	17	2822	9	6390	0	0	0

Traffic and Revenue Receivable (Annual Pass - Note 7)		
Transaction Type	Car/Jeep Count	Total Car/ Jeep Amount (in Rs.)
1	2	3
Annual Pass	647	0

Total Non-Tollable Traffic Count Entry Details (Note-2)						
Transaction Type	Car/Jeep Count	Bus/Truck Count	LCV Count	MAV (Multi Axle Vehicle Count)	Three Axle Count	
1	2	3	5	6	7	
Reuse & Exit	4435	517	360	347	0	0
Exemption & Violation	6775	169	28	65	0	0

Notes

1. Fee for Fastag vehicles passing two toll plazas, is collected at two plazas in few cases and therefore section wise traffic details will not be available at one plaza for same.
2. All Non-tollable traffic could not be recorded/reported due to unavailability of adequate Lanes & systems. Non-Tollable count includes Reuse of daily/return/monthly pass, exit trips, exemption and violations.
3. Reporting (FASTag/Cash/Card) - 12:00:00 AM to 11:59:59 PM.
4. Fastag Collection is net of Acquiring Bank Charges
5. FASTag Debit Adjustment/Chargeback Received from Bank (Net)
6. Double user fee (from cash vehicles entering dedicated Fastag lane) collected from vehicles are reported separately (count and revenue). These are included in vehicle category wise count and revenue.
7. Annual FASTag pass w.e.f. 15 August 2025 as per directions of MPEL vide letter no MPEL/DIC/2025/676 dated August 14, 2025.



MONTHLY/DAILY FEE STATEMENT

Project Highway: National Highway NH-48

Day/Month: 30-Sep-2025

Sr. No.	Name of Toll Plaza Location	Chainage
National Highway NH-48 (from Km. 20+400 to 131+200)		
1	Shedung	103+350

Type of Vehicle	For corresponding day/month of previous year 30-Sep-2024		For preceding day/month 29-Sep-2025		For the day/month reported upon 30-Sep-2025		
	No. of Vehicles	Fee collected (in lakh Rs.)	No. of Vehicles	Fee collected (in lakh Rs.)	Fee per Vehicle (in Rs.)	No. of Vehicles	Fee collected (in lakh Rs.)
1	2	3	4	5	6	7	8
A-Car (Note-7)	9281	586374	9558	552840	Note-1	9991	605916
B-LCV	1051	110821	951	96577		1218	145506
C-Bus	1128	267572	995	200024		1229	291573
D-Truck	0	0	0	0		0	0
E-Three-axle vehicle	0	0	0	0		0	0
F-Multi-axle Truck	1469	583316	1703	675339		1804	833041
G-Oversized vehicle	0	0	0	0		0	0
FASTag Debit Adjustment/ Chargeback Received from Bank (Net) (Note-5)	0	2050	0	4481	Note-5	0	7427
H- Total	12929	1550133	13207	1529260		14242	1883464

Day/Month wise Opening Balance of Toll Collection & Traffic

Day	30
Month	9
Year	2025
Toll Depositing Bank	State Bank Of India
Bank Account No.	39177623786

Transaction Type	Car/Jeep Count	Total Car/ Jeep Amount (in Rs.)	Bus/Truck Count	Total Bus / Truck Amount (in Rs.)	LCV Count	Total LCV Amount (in Rs.)	MAV (Multi Axle Vehicle Count)	Total MAV (Multi Axle Vehicle) Amount (in Rs.)	Three Axle Count	Three Axle Count Amount (in Rs.)	FASTag Debit Adjustment/ Chargeback Received from Bank (Net)
1	2	3	4	5	8	9	10	11	12	13	Note-5
Single Journey	5040	202992	740	125100	762	65071	1368	497253	0	0	7427
Monthly Pass Sales	48	31983	9	44471	10	23628	10	106311	0	0	0
Daily Pass Sales	3905	277129	444	110122	421	52657	411	218826	0	0	0
Local Pass Sales	0	0	0	0	0	0	0	0	0	0	0
Return Pass Sales	0	0	0	0	0	0	0	0	0	0	0
Double User Fee (FASTag Lane Violation) (Note-6)	998	93812	36	11880	25	4150	15	10650	0	0	0

Traffic and Revenue Receivable (Annual Pass - Note 7)		
Transaction Type	Car/Jeep Count	Total Car/ Jeep Amount (in Rs.)
1	2	3
Annual Pass	594	0

Total Non-Tollable Traffic Count Entry Details (Note-2)						
Transaction Type	Car/Jeep Count	Bus/Truck Count	LCV Count	MAV (Multi Axle Vehicle Count)	Three Axle Count	
1	2	3	5	6	7	
Reuse & Exit	4743	605	495	500	0	
Exemption & Violation	6140	164	55	76	0	

Notes

1. Fee for Fastag vehicles passing two toll plazas, is collected at two plazas in few cases and therefore section wise traffic details will not be available at one plaza for same.
2. All Non-tollable traffic could not be recorded/reported due to unavailability of adequate Lanes & systems. Non-Tollable count includes Reuse of daily/return/monthly pass, exit trips, exemption and violations.
3. Reporting (FASTag/Cash/Card) - 12:00:00 AM to 11:59:59 PM.
4. Fastag Collection is net of Acquiring Bank Charges
5. FASTag Debit Adjustment/Chargeback Received from Bank (Net)
6. Double user fee (from cash vehicles entering dedicated Fastag lane) collected from vehicles are reported separately (count and revenue). These are included in vehicle category wise count and revenue.
7. Annual FASTag pass w.e.f. 15 August 2025 as per directions of MPEL vide letter no MPEL/DIC/2025/676 dated August 14, 2025.



MONTHLY/DAILY FEE STATEMENT

Project Highway: National Highway NH-48

Day/Month: 01-Sep-2025

Sr. No.	Name of Toll Plaza Location	Chainage
National Highway NH-48 (from Km. 20+400 to 131+200)		
1	Shilphata	103+350

Type of Vehicle	For corresponding day/month of previous year 1-Sep-2024		For preceding day/month 31-Aug-2025		For the day/month reported upon 1-Sep-2025		
	No. of Vehicles	Fee collected (in lakh Rs.)	No. of Vehicles	Fee collected (in lakh Rs.)	Fee per Vehicle (in Rs.)	No. of Vehicles	Fee collected (in lakh Rs.)
1	2	3	4	5	6	7	8
A-Car (Note-7)	6734	435189	7826	454839	Note-1	7302	417527
B-LCV	823	81233	779	73703		818	82567
C-Bus	2289	414629	2284	415589		2168	406122
D-Truck	0	0	0	0		0	0
E-Three-axle vehicle	0	0	0	0		0	0
F-Multi-axle Truck	4732	1756111	5028	1852681		4618	1718624
G-Oversized vehicle	0	0	0	0		0	0
FASTag Debit Adjustment/ Chargeback Received from Bank (Net) (Note-5)	0	0	0	0	Note-5	0	380
H- Total	14578	2687162	15917	2796812		14906	2625219

Day/Month wise Opening Balance of Toll Collection & Traffic

Day	1
Month	9
Year	2025
Toll Depositing Bank	State Bank Of India
Bank Account No.	39177623786

Transaction Type	Car/Jeep Count	Total Car/ Jeep Amount (in Rs.)	Bus/Truck Count	Total Bus / Truck Amount (in Rs.)	LCV Count	Total LCV Amount (in Rs.)	MAV (Multi Axle Vehicle Count)	Total MAV (Multi Axle Vehicle) Amount (in Rs.)	Three Axle Count	Three Axle Count Amount (in Rs.)	FASTag Debit Adjustment/ Chargeback Received from Bank (Net)
1	2	3	4	5	8	9	10	11	12	13	Note-5
Single Journey	4713	212615	1680	278141	573	47677	4211	1495585	0	0	380
Monthly Pass Sales	10	4642	1	4941	2	3743	0	0	0	0	0
Daily Pass Sales	1792	126292	451	111160	220	27329	368	195349	0	0	0
Local Pass Sales	0	0	0	0	0	0	0	0	0	0	0
Return Pass Sales	0	0	0	0	0	0	0	0	0	0	0
Double User Fee (FASTag Lane Violation) (Note-6)	787	73978	36	11880	23	3818	39	27690	0	0	0

Traffic and Revenue Receivable (Annual Pass - Note 7)		
Transaction Type	Car/Jeep Count	Total Car/ Jeep Amount (in Rs.)
1	2	3
Annual Pass	206	0

Total Non-Tollable Traffic Count Entry Details (Note-2)					
Transaction Type	Car/Jeep Count	Bus/Truck Count	LCV Count	MAV (Multi Axle Vehicle Count)	Three Axle Count
1	2	3	5	6	7
Reuse & Exit	2263	525	279	392	0
Exemption & Violation	5126	200	114	115	0

Notes

- Fee for Fastag vehicles passing two toll plazas, is collected at two plazas in few cases and therefore section wise traffic details will not be available at one plaza for same.
- All Non-tollable traffic could not be recorded/reported due to unavailability of adequate Lanes & systems. Non-Tollable count includes Reuse of daily/return/monthly pass, exit trips, exemption and violations.
- Reporting (FASTag/Cash/Card) - 12:00:00 AM to 11:59:59 PM.
- Fastag Collection is net of Acquiring Bank Charges
- FASTag Debit Adjustment/Chargeback Received from Bank (Net)
- Double user fee (from cash vehicles entering dedicated Fastag lane) collected from vehicles are reported separately (count and revenue). These are included in vehicle category wise count and revenue.
- Annual FASTag pass w.e.f. 15 August 2025 as per directions of MPEL vide letter no MPEL/DIC/2025/676 dated August 14, 2025.



MONTHLY/DAILY FEE STATEMENT

Project Highway: National Highway NH-48

Day/Month: 02-Sep-2025

Sr. No.	Name of Toll Plaza Location	Chainage
National Highway NH-48 (from Km. 20+400 to 131+200)		
1	Shilphata	103+350

Type of Vehicle	For corresponding day/month of previous year 2-Sep-2024		For preceding day/month 1-Sep-2025		For the day/month reported upon 2-Sep-2025		
	No. of Vehicles	Fee collected (in lakh Rs.)	No. of Vehicles	Fee collected (in lakh Rs.)	Fee per Vehicle (in Rs.)	No. of Vehicles	Fee collected (in lakh Rs.)
1	2	3	4	5	6	7	8
A-Car (Note-7)	5993	375273	7302	417527	Note-1	6445	380251
B-LCV	895	95887	818	82567		894	87278
C-Bus	2428	451049	2168	406122		2331	424359
D-Truck	0	0	0	0		0	0
E-Three-axle vehicle	0	0	0	0		0	0
F-Multi-axle Truck	4323	1618044	4618	1718624		4208	1563889
G-Oversized vehicle	0	0	0	0		0	0
FASTag Debit Adjustment/ Chargeback Received from Bank (Net) (Note-5)	0	0	0	380	Note-5	0	1068
H- Total	13639	2540254	14906	2625219		13878	2456844

Day/Month wise Opening Balance of Toll Collection & Traffic

Day	2
Month	9
Year	2025
Toll Depositing Bank	State Bank Of India
Bank Account No.	39177623786

Transaction Type	Car/Jeep Count	Total Car/ Jeep Amount (in Rs.)	Bus/Truck Count	Total Bus / Truck Amount (in Rs.)	LCV Count	Total LCV Amount (in Rs.)	MAV (Multi Axle Vehicle Count)	Total MAV (Multi Axle Vehicle) Amount (in Rs.)	Three Axle Count	Three Axle Count Amount (in Rs.)	FASTag Debit Adjustment/ Chargeback Received from Bank (Net)
1	2	3	4	5	8	9	10	11	12	13	Note-5
Single Journey	4020	181240	1886	311632	661	55032	3832	1359378	0	0	1068
Monthly Pass Sales	24	11799	0	0	1	2486	0	0	0	0	0
Daily Pass Sales	1646	116242	405	99527	206	25444	347	183921	0	0	0
Local Pass Sales	0	0	0	0	0	0	0	0	0	0	0
Return Pass Sales	0	0	0	0	0	0	0	0	0	0	0
Double User Fee (FASTag Lane Violation) (Note-6)	755	70970	40	13200	26	4316	29	20590	0	0	0

Traffic and Revenue Receivable (Annual Pass - Note 7)		
Transaction Type	Car/Jeep Count	Total Car/ Jeep Amount (in Rs.)
1	2	3
Annual Pass	204	0

Total Non-Tollable Traffic Count Entry Details (Note-2)					
Transaction Type	Car/Jeep Count	Bus/Truck Count	LCV Count	MAV (Multi Axle Vehicle Count)	Three Axle Count
1	2	3	5	6	7
Reuse & Exit	2120	463	258	363	0
Exemption & Violation	3633	227	90	68	0

Notes

- Fee for Fastag vehicles passing two toll plazas, is collected at two plazas in few cases and therefore section wise traffic details will not be available at one plaza for same.
- All Non-tollable traffic could not be recorded/reported due to unavailability of adequate Lanes & systems. Non-Tollable count includes Reuse of daily/return/monthly pass, exit trips, exemption and violations.
- Reporting (FASTag/Cash/Card) - 12:00:00 AM to 11:59:59 PM.
- Fastag Collection is net of Acquiring Bank Charges
- FASTag Debit Adjustment/Chargeback Received from Bank (Net)
- Double user fee (from cash vehicles entering dedicated Fastag lane) collected from vehicles are reported separately (count and revenue). These are included in vehicle category wise count and revenue.
- Annual FASTag pass w.e.f. 15 August 2025 as per directions of MPEL vide letter no MPEL/DIC/2025/676 dated August 14, 2025.



MONTHLY/DAILY FEE STATEMENT

Project Highway: National Highway NH-48

Day/Month: 03-Sep-2025

Sr. No.	Name of Toll Plaza Location	Chainage
National Highway NH-48 (from Km. 20+400 to 131+200)		
1	Shilphata	103+350

Type of Vehicle	For corresponding day/month of previous year 3-Sep-2024		For preceding day/month 2-Sep-2025		For the day/month reported upon 3-Sep-2025		
	No. of Vehicles	Fee collected (in lakh Rs.)	No. of Vehicles	Fee collected (in lakh Rs.)	Fee per Vehicle (in Rs.)	No. of Vehicles	Fee collected (in lakh Rs.)
1	2	3	4	5	6	7	8
A-Car (Note-7)	5793	355292	6445	380251	Note-1	6784	395009
B-LCV	981	101005	894	87278		813	90141
C-Bus	2605	489522	2331	424359		2427	445595
D-Truck	0	0	0	0		0	0
E-Three-axle vehicle	0	0	0	0		0	0
F-Multi-axle Truck	4714	1784183	4208	1563889		5401	2009317
G-Oversized vehicle	0	0	0	0		0	0
FASTag Debit Adjustment/ Chargeback Received from Bank (Net) (Note-5)	0	2005	0	1068	Note-5	0	838
H- Total	14093	2732006	13878	2456844		15425	2940899

Day/Month wise Opening Balance of Toll Collection & Traffic

Day	3
Month	9
Year	2025
Toll Depositing Bank	State Bank Of India
Bank Account No.	39177623786

Transaction Type	Car/Jeep Count	Total Car/ Jeep Amount (in Rs.)	Bus/Truck Count	Total Bus / Truck Amount (in Rs.)	LCV Count	Total LCV Amount (in Rs.)	MAV (Multi Axle Vehicle Count)	Total MAV (Multi Axle Vehicle) Amount (in Rs.)	Three Axle Count	Three Axle Count Amount (in Rs.)	FASTag Debit Adjustment/ Chargeback Received from Bank (Net)
1	2	3	4	5	8	9	10	11	12	13	Note-5
Single Journey	4347	197148	1925	318550	579	48434	4906	1741279	0	0	838
Monthly Pass Sales	12	5360	0	0	5	12428	0	0	0	0	0
Daily Pass Sales	1501	105644	458	112525	210	26125	463	245317	0	0	0
Local Pass Sales	0	0	0	0	0	0	0	0	0	0	0
Return Pass Sales	0	0	0	0	0	0	0	0	0	0	0
Double User Fee (FASTag Lane Violation) (Note-6)	924	86856	44	14520	19	3154	32	22720	0	0	0

Traffic and Revenue Receivable (Annual Pass - Note 7)		
Transaction Type	Car/Jeep Count	Total Car/ Jeep Amount (in Rs.)
1	2	3
Annual Pass	178	0

Total Non-Tollable Traffic Count Entry Details (Note-2)					
Transaction Type	Car/Jeep Count	Bus/Truck Count	LCV Count	MAV (Multi Axle Vehicle Count)	Three Axle Count
1	2	3	5	6	7
Reuse & Exit	1978	510	284	484	0
Exemption & Violation	4337	326	116	140	0

Notes

- Fee for Fastag vehicles passing two toll plazas, is collected at two plazas in few cases and therefore section wise traffic details will not be available at one plaza for same.
- All Non-tollable traffic could not be recorded/reported due to unavailability of adequate Lanes & systems. Non-Tollable count includes Reuse of daily/return/monthly pass, exit trips, exemption and violations.
- Reporting (FASTag/Cash/Card) - 12:00:00 AM to 11:59:59 PM.
- Fastag Collection is net of Acquiring Bank Charges
- FASTag Debit Adjustment/Chargeback Received from Bank (Net)
- Double user fee (from cash vehicles entering dedicated Fastag lane) collected from vehicles are reported separately (count and revenue). These are included in vehicle category wise count and revenue.
- Annual FASTag pass w.e.f. 15 August 2025 as per directions of MPEL vide letter no MPEL/DIC/2025/676 dated August 14, 2025.



MONTHLY/DAILY FEE STATEMENT

Project Highway: National Highway NH-48

Day/Month: 04-Sep-2025

Sr. No.	Name of Toll Plaza Location	Chainage
National Highway NH-48 (from Km. 20+400 to 131+200)		
1	Shilphata	103+350

Type of Vehicle	For corresponding day/month of previous year 4-Sep-2024		For preceding day/month 3-Sep-2025		For the day/month reported upon 4-Sep-2025		
	No. of Vehicles	Fee collected (in lakh Rs.)	No. of Vehicles	Fee collected (in lakh Rs.)	Fee per Vehicle (in Rs.)	No. of Vehicles	Fee collected (in lakh Rs.)
1	2	3	4	5	6	7	8
A-Car (Note-7)	5657	337471	6784	395009	Note-1	7535	444824
B-LCV	938	90924	813	90141		890	84719
C-Bus	2784	515881	2427	445595		2438	451265
D-Truck	0	0	0	0		0	0
E-Three-axle vehicle	0	0	0	0		0	0
F-Multi-axle Truck	4764	1814412	5401	2009317		4819	1805605
G-Oversized vehicle	0	0	0	0		0	0
FASTag Debit Adjustment/ Chargeback Received from Bank (Net) (Note-5)	0	860	0	838	Note-5	0	850
H- Total	14143	2759549	15425	2940899		15682	2787264

Day/Month wise Opening Balance of Toll Collection & Traffic

Day	4
Month	9
Year	2025
Toll Depositing Bank	State Bank Of India
Bank Account No.	39177623786

Transaction Type	Car/Jeep Count	Total Car/ Jeep Amount (in Rs.)	Bus/Truck Count	Total Bus / Truck Amount (in Rs.)	LCV Count	Total LCV Amount (in Rs.)	MAV (Multi Axle Vehicle Count)	Total MAV (Multi Axle Vehicle) Amount (in Rs.)	Three Axle Count	Three Axle Count Amount (in Rs.)	FASTag Debit Adjustment/ Chargeback Received from Bank (Net)
1	2	3	4	5	8	9	10	11	12	13	Note-5
Single Journey	4696	213003	1910	315642	647	53735	4325	1535152	0	0	850
Monthly Pass Sales	15	8894	0	0	0	0	0	0	0	0	0
Daily Pass Sales	1813	127893	461	113513	215	26336	444	234953	0	0	0
Local Pass Sales	0	0	0	0	0	0	0	0	0	0	0
Return Pass Sales	0	0	0	0	0	0	0	0	0	0	0
Double User Fee (FASTag Lane Violation) (Note-6)	1011	95034	67	22110	28	4648	50	35500	0	0	0

Traffic and Revenue Receivable (Annual Pass - Note 7)		
Transaction Type	Car/Jeep Count	Total Car/ Jeep Amount (in Rs.)
1	2	3
Annual Pass	241	0

Total Non-Tollable Traffic Count Entry Details (Note-2)					
Transaction Type	Car/Jeep Count	Bus/Truck Count	LCV Count	MAV (Multi Axle Vehicle Count)	Three Axle Count
1	2	3	5	6	7
Reuse & Exit	2287	507	274	462	0
Exemption & Violation	4540	406	94	119	0

Notes

1. Fee for Fastag vehicles passing two toll plazas, is collected at two plazas in few cases and therefore section wise traffic details will not be available at one plaza for same.
2. All Non-tollable traffic could not be recorded/reported due to unavailability of adequate Lanes & systems. Non-Tollable count includes Reuse of daily/return/monthly pass, exit trips, exemption and violations.
3. Reporting (FASTag/Cash/Card) - 12:00:00 AM to 11:59:59 PM.
4. Fastag Collection is net of Acquiring Bank Charges
5. FASTag Debit Adjustment/Chargeback Received from Bank (Net)
6. Double user fee (from cash vehicles entering dedicated Fastag lane) collected from vehicles are reported separately (count and revenue). These are included in vehicle category wise count and revenue.
7. Annual FASTag pass w.e.f. 15 August 2025 as per directions of MPEL vide letter no MPEL/DIC/2025/676 dated August 14, 2025.



MONTHLY/DAILY FEE STATEMENT

Project Highway: National Highway NH-48

Day/Month: 05-Sep-2025

Sr. No.	Name of Toll Plaza Location	Chainage
National Highway NH-48 (from Km. 20+400 to 131+200)		
1	Shilphata	103+350

Type of Vehicle	For corresponding day/month of previous year 5-Sep-2024		For preceding day/month 4-Sep-2025		For the day/month reported upon 5-Sep-2025		
	No. of Vehicles	Fee collected (in lakh Rs.)	No. of Vehicles	Fee collected (in lakh Rs.)	Fee per Vehicle (in Rs.)	No. of Vehicles	Fee collected (in lakh Rs.)
1	2	3	4	5	6	7	8
A-Car (Note-7)	5894	351104	7535	444824	Note-1	6708	387083
B-LCV	897	86515	890	84719		807	77252
C-Bus	2665	492809	2438	451265		2276	413399
D-Truck	0	0	0	0		0	0
E-Three-axle vehicle	0	0	0	0		0	0
F-Multi-axle Truck	4851	1811482	4819	1805605		4787	1790155
G-Oversized vehicle	0	0	0	0		0	0
FASTag Debit Adjustment/ Chargeback Received from Bank (Net) (Note-5)	0	843	0	850	Note-5	0	-73
H- Total	14307	2742752	15682	2787264		14578	2667817

Day/Month wise Opening Balance of Toll Collection & Traffic

Day	5
Month	9
Year	2025
Toll Depositing Bank	State Bank Of India
Bank Account No.	39177623786

Transaction Type	Car/Jeep Count	Total Car/ Jeep Amount (in Rs.)	Bus/Truck Count	Total Bus / Truck Amount (in Rs.)	LCV Count	Total LCV Amount (in Rs.)	MAV (Multi Axle Vehicle Count)	Total MAV (Multi Axle Vehicle) Amount (in Rs.)	Three Axle Count	Three Axle Count Amount (in Rs.)	FASTag Debit Adjustment/ Chargeback Received from Bank (Net)
1	2	3	4	5	8	9	10	11	12	13	Note-5
Single Journey	4239	192589	1866	308555	588	49027	4315	1532202	0	0	-73
Monthly Pass Sales	2	719	0	0	0	0	0	0	0	0	0
Daily Pass Sales	1626	114722	362	89004	194	24075	428	226713	0	0	0
Local Pass Sales	0	0	0	0	0	0	0	0	0	0	0
Return Pass Sales	0	0	0	0	0	0	0	0	0	0	0
Double User Fee (FASTag Lane Violation) (Note-6)	841	79054	48	15840	25	4150	44	31240	0	0	0

Traffic and Revenue Receivable (Annual Pass - Note 7)		
Transaction Type	Car/Jeep Count	Total Car/ Jeep Amount (in Rs.)
1	2	3
Annual Pass	221	0

Total Non-Tollable Traffic Count Entry Details (Note-2)					
Transaction Type	Car/Jeep Count	Bus/Truck Count	LCV Count	MAV (Multi Axle Vehicle Count)	Three Axle Count
1	2	3	5	6	7
Reuse & Exit	2075	419	257	454	0
Exemption & Violation	4299	257	87	86	0

Notes

1. Fee for Fastag vehicles passing two toll plazas, is collected at two plazas in few cases and therefore section wise traffic details will not be available at one plaza for same.
2. All Non-tollable traffic could not be recorded/reported due to unavailability of adequate Lanes & systems. Non-Tollable count includes Reuse of daily/return/monthly pass, exit trips, exemption and violations.
3. Reporting (FASTag/Cash/Card) - 12:00:00 AM to 11:59:59 PM.
4. Fastag Collection is net of Acquiring Bank Charges
5. FASTag Debit Adjustment/Chargeback Received from Bank (Net)
6. Double user fee (from cash vehicles entering dedicated Fastag lane) collected from vehicles are reported separately (count and revenue). These are included in vehicle category wise count and revenue.
7. Annual FASTag pass w.e.f. 15 August 2025 as per directions of MPEL vide letter no MPEL/DIC/2025/676 dated August 14, 2025.



MONTHLY/DAILY FEE STATEMENT

Project Highway: National Highway NH-48

Day/Month: 06-Sep-2025

Sr. No.	Name of Toll Plaza Location	Chainage
National Highway NH-48 (from Km. 20+400 to 131+200)		
1	Shilphata	103+350

Type of Vehicle	For corresponding day/month of previous year 6-Sep-2024		For preceding day/month 5-Sep-2025		For the day/month reported upon 6-Sep-2025			
	No. of Vehicles	Fee collected (in lakh Rs.)	No. of Vehicles	Fee collected (in lakh Rs.)	Fee per Vehicle (in Rs.)	No. of Vehicles	Fee collected (in lakh Rs.)	
1	2	3	4	5	6	7	8	
A-Car (Note-7)	6348	375915	6708	387083	Note-1	6565	382183	
B-LCV	1001	95940	807	77252		724	69436	
C-Bus	2547	467749	2276	413399		2001	363329	
D-Truck	0	0	0	0		0	0	
E-Three-axle vehicle	0	0	0	0		0	0	
F-Multi-axle Truck	4631	1740118	4787	1790155		3038	1127660	
G-Oversized vehicle	0	0	0	0		0	0	
FASTag Debit Adjustment/ Chargeback Received from Bank (Net) (Note-5)	0	443	0	-73		Note-5	0	433
H- Total	14527	2680166	14578	2667817			12328	1943041

Day/Month wise Opening Balance of Toll Collection & Traffic

Day	6
Month	9
Year	2025
Toll Depositing Bank	State Bank Of India
Bank Account No.	39177623786

Transaction Type	Car/Jeep Count	Total Car/ Jeep Amount (in Rs.)	Bus/Truck Count	Total Bus / Truck Amount (in Rs.)	LCV Count	Total LCV Amount (in Rs.)	MAV (Multi Axle Vehicle Count)	Total MAV (Multi Axle Vehicle) Amount (in Rs.)	Three Axle Count	Three Axle Count Amount (in Rs.)	FASTag Debit Adjustment/ Chargeback Received from Bank (Net)
1	2	3	4	5	8	9	10	11	12	13	Note-5
Single Journey	4031	182209	1641	271772	527	43945	2782	987114	0	0	433
Monthly Pass Sales	4	1437	0	0	0	0	0	0	0	0	0
Daily Pass Sales	1668	117509	326	80337	173	21507	228	120666	0	0	0
Local Pass Sales	0	0	0	0	0	0	0	0	0	0	0
Return Pass Sales	0	0	0	0	0	0	0	0	0	0	0
Double User Fee (FASTag Lane Violation) (Note-6)	862	81028	34	11220	24	3984	28	19880	0	0	0

Traffic and Revenue Receivable (Annual Pass - Note 7)		
Transaction Type	Car/Jeep Count	Total Car/ Jeep Amount (in Rs.)
1	2	3
Annual Pass	162	0

Total Non-Tollable Traffic Count Entry Details (Note-2)					
Transaction Type	Car/Jeep Count	Bus/Truck Count	LCV Count	MAV (Multi Axle Vehicle Count)	Three Axle Count
1	2	3	5	6	7
Reuse & Exit	2139	373	222	232	0
Exemption & Violation	3486	139	48	65	0

Notes

1. Fee for Fastag vehicles passing two toll plazas, is collected at two plazas in few cases and therefore section wise traffic details will not be available at one plaza for same.
2. All Non-tollable traffic could not be recorded/reported due to unavailability of adequate Lanes & systems. Non-Tollable count includes Reuse of daily/return/monthly pass, exit trips, exemption and violations.
3. Reporting (FASTag/Cash/Card) - 12:00:00 AM to 11:59:59 PM.
4. Fastag Collection is net of Acquiring Bank Charges
5. FASTag Debit Adjustment/Chargeback Received from Bank (Net)
6. Double user fee (from cash vehicles entering dedicated Fastag lane) collected from vehicles are reported separately (count and revenue). These are included in vehicle category wise count and revenue.
7. Annual FASTag pass w.e.f. 15 August 2025 as per directions of MPEL vide letter no MPEL/DIC/2025/676 dated August 14, 2025.



MONTHLY/DAILY FEE STATEMENT

Project Highway: National Highway NH-48

Day/Month: 07-Sep-2025

Sr. No.	Name of Toll Plaza Location	Chainage
National Highway NH-48 (from Km. 20+400 to 131+200)		
1	Shilphata	103+350

Type of Vehicle	For corresponding day/month of previous year 7-Sep-2024		For preceding day/month 6-Sep-2025		For the day/month reported upon 7-Sep-2025		
	No. of Vehicles	Fee collected (in lakh Rs.)	No. of Vehicles	Fee collected (in lakh Rs.)	Fee per Vehicle (in Rs.)	No. of Vehicles	Fee collected (in lakh Rs.)
1	2	3	4	5	6	7	8
A-Car (Note-7)	6549	396141	6565	382183	Note-1	6971	403983
B-LCV	657	60943	724	69436		558	51763
C-Bus	1828	326645	2001	363329		1797	321650
D-Truck	0	0	0	0		0	0
E-Three-axle vehicle	0	0	0	0		0	0
F-Multi-axle Truck	3645	1366264	3038	1127660		4111	1504777
G-Oversized vehicle	0	0	0	0		0	0
FASTag Debit Adjustment/ Chargeback Received from Bank (Net) (Note-5)	0	1217	0	433	Note-5	0	0
H- Total	12679	2151210	12328	1943041		13437	2282173

Day/Month wise Opening Balance of Toll Collection & Traffic

Day	7
Month	9
Year	2025
Toll Depositing Bank	State Bank Of India
Bank Account No.	39177623786

Transaction Type	Car/Jeep Count	Total Car/ Jeep Amount (in Rs.)	Bus/Truck Count	Total Bus / Truck Amount (in Rs.)	LCV Count	Total LCV Amount (in Rs.)	MAV (Multi Axle Vehicle Count)	Total MAV (Multi Axle Vehicle) Amount (in Rs.)	Three Axle Count	Three Axle Count Amount (in Rs.)	FASTag Debit Adjustment/ Chargeback Received from Bank (Net)
1	2	3	4	5	8	9	10	11	12	13	Note-5
Single Journey	4450	203703	1513	249812	439	36570	3881	1376803	0	0	0
Monthly Pass Sales	3	1437	0	0	0	0	0	0	0	0	0
Daily Pass Sales	1602	112808	258	63258	104	12703	195	103125	0	0	0
Local Pass Sales	0	0	0	0	0	0	0	0	0	0	0
Return Pass Sales	0	0	0	0	0	0	0	0	0	0	0
Double User Fee (FASTag Lane Violation) (Note-6)	916	86034	26	8580	15	2490	35	24850	0	0	0

Traffic and Revenue Receivable (Annual Pass - Note 7)		
Transaction Type	Car/Jeep Count	Total Car/ Jeep Amount (in Rs.)
1	2	3
Annual Pass	193	0

Total Non-Tollable Traffic Count Entry Details (Note-2)					
Transaction Type	Car/Jeep Count	Bus/Truck Count	LCV Count	MAV (Multi Axle Vehicle Count)	Three Axle Count
1	2	3	5	6	7
Reuse & Exit	1947	290	144	204	0
Exemption & Violation	3859	127	46	85	0

Notes

1. Fee for Fastag vehicles passing two toll plazas, is collected at two plazas in few cases and therefore section wise traffic details will not be available at one plaza for same.
2. All Non-tollable traffic could not be recorded/reported due to unavailability of adequate Lanes & systems. Non-Tollable count includes Reuse of daily/return/monthly pass, exit trips, exemption and violations.
3. Reporting (FASTag/Cash/Card) - 12:00:00 AM to 11:59:59 PM.
4. Fastag Collection is net of Acquiring Bank Charges
5. FASTag Debit Adjustment/Chargeback Received from Bank (Net)
6. Double user fee (from cash vehicles entering dedicated Fastag lane) collected from vehicles are reported separately (count and revenue). These are included in vehicle category wise count and revenue.
7. Annual FASTag pass w.e.f. 15 August 2025 as per directions of MPEL vide letter no MPEL/DIC/2025/676 dated August 14, 2025.



MONTHLY/DAILY FEE STATEMENT

Project Highway: National Highway NH-48

Day/Month: 08-Sep-2025

Sr. No.	Name of Toll Plaza Location	Chainage
National Highway NH-48 (from Km. 20+400 to 131+200)		
1	Shilphata	103+350

Type of Vehicle	For corresponding day/month of previous year 8-Sep-2024		For preceding day/month 7-Sep-2025		For the day/month reported upon 8-Sep-2025		
	No. of Vehicles	Fee collected (in lakh Rs.)	No. of Vehicles	Fee collected (in lakh Rs.)	Fee per Vehicle (in Rs.)	No. of Vehicles	Fee collected (in lakh Rs.)
1	2	3	4	5	6	7	8
A-Car (Note-7)	6426	390537	6971	403983	Note-1	7082	407922
B-LCV	508	47207	558	51763		805	78692
C-Bus	1501	278210	1797	321650		2163	400323
D-Truck	0	0	0	0		0	0
E-Three-axle vehicle	0	0	0	0		0	0
F-Multi-axle Truck	2496	913551	4111	1504777		4193	1566140
G-Oversized vehicle	0	0	0	0		0	0
FASTag Debit Adjustment/ Chargeback Received from Bank (Net) (Note-5)	0	0	0	0	Note-5	0	1112
H- Total	10931	1629506	13437	2282173		14243	2454189

Day/Month wise Opening Balance of Toll Collection & Traffic

Day	8
Month	9
Year	2025
Toll Depositing Bank	0
Bank Account No.	39177623786


Transaction Type	Car/Jeep Count	Total Car/ Jeep Amount (in Rs.)	Bus/Truck Count	Total Bus / Truck Amount (in Rs.)	LCV Count	Total LCV Amount (in Rs.)	MAV (Multi Axle Vehicle Count)	Total MAV (Multi Axle Vehicle) Amount (in Rs.)	Three Axle Count	Three Axle Count Amount (in Rs.)	FASTag Debit Adjustment/ Chargeback Received from Bank (Net)
1	2	3	4	5	8	9	10	11	12	13	Note-5
Single Journey	4467	202684	1666	274850	548	45642	3778	1340184	0	0	1112
Monthly Pass Sales	5	1797	0	0	0	0	0	0	0	0	0
Daily Pass Sales	1783	125704	463	114253	231	28734	382	202526	0	0	0
Local Pass Sales	0	0	0	0	0	0	0	0	0	0	0
Return Pass Sales	0	0	0	0	0	0	0	0	0	0	0
Double User Fee (FASTag Lane Violation) (Note-6)	827	77738	34	11220	26	4316	33	23430	0	0	0

Traffic and Revenue Receivable (Annual Pass - Note 7)		
Transaction Type	Car/Jeep Count	Total Car/ Jeep Amount (in Rs.)
1	2	3
Annual Pass	269	0

Total Non-Tollable Traffic Count Entry Details (Note-2)					
Transaction Type	Car/Jeep Count	Bus/Truck Count	LCV Count	MAV (Multi Axle Vehicle Count)	Three Axle Count
1	2	3	5	6	7
Reuse & Exit	2255	520	309	406	0
Exemption & Violation	4073	194	106	93	0

Notes

1. Fee for Fastag vehicles passing two toll plazas, is collected at two plazas in few cases and therefore section wise traffic details will not be available at one plaza for same.
2. All Non-tollable traffic could not be recorded/reported due to unavailability of adequate Lanes & systems. Non-Tollable count includes Reuse of daily/return/monthly pass, exit trips, exemption and violations.
3. Reporting (FASTag/Cash/Card) - 12:00:00 AM to 11:59:59 PM.
4. Fastag Collection is net of Acquiring Bank Charges
5. FASTag Debit Adjustment/Chargeback Received from Bank (Net)
6. Double user fee (from cash vehicles entering dedicated Fastag lane) collected from vehicles are reported separately (count and revenue). These are included in vehicle category wise count and revenue.
7. Annual FASTag pass w.e.f. 15 August 2025 as per directions of MP&E vide letter no MP&E/DIC/2025/676 dated August 14, 2025.



MONTHLY/DAILY FEE STATEMENT

Project Highway: National Highway NH-48

Day/Month: 09-Sep-2025

Sr. No.	Name of Toll Plaza Location	Chainage
National Highway NH-48 (from Km. 20+400 to 131+200)		
1	Shilphata	103+350

Type of Vehicle	For corresponding day/month of previous year 9-Sep-2024		For preceding day/month 8-Sep-2025		For the day/month reported upon 9-Sep-2025		
	No. of Vehicles	Fee collected (in lakh Rs.)	No. of Vehicles	Fee collected (in lakh Rs.)	Fee per Vehicle (in Rs.)	No. of Vehicles	Fee collected (in lakh Rs.)
1	2	3	4	5	6	7	8
A-Car (Note-7)	6253	370345	7082	407922	Note-1	6104	351407
B-LCV	817	80045	805	78692		827	79166
C-Bus	2340	439874	2163	400323		2366	435247
D-Truck	0	0	0	0		0	0
E-Three-axle vehicle	0	0	0	0		0	0
F-Multi-axle Truck	4843	1803033	4193	1566140		4559	1693850
G-Oversized vehicle	0	0	0	0		0	0
FASTag Debit Adjustment/ Chargeback Received from Bank (Net) (Note-5)	0	82	0	1112	Note-5	0	127
H- Total	14253	2693379	14243	2454189		13856	2559797

Day/Month wise Opening Balance of Toll Collection & Traffic

Day	9
Month	9
Year	2025
Toll Depositing Bank	0
Bank Account No.	39177623786

Transaction Type	Car/Jeep Count	Total Car/ Jeep Amount (in Rs.)	Bus/Truck Count	Total Bus / Truck Amount (in Rs.)	LCV Count	Total LCV Amount (in Rs.)	MAV (Multi Axle Vehicle Count)	Total MAV (Multi Axle Vehicle) Amount (in Rs.)	Three Axle Count	Three Axle Count Amount (in Rs.)	FASTag Debit Adjustment/ Chargeback Received from Bank (Net)
1	2	3	4	5	8	9	10	11	12	13	Note-5
Single Journey	3793	170686	1863	307464	599	50149	4165	1477801	0	0	127
Monthly Pass Sales	2	719	0	0	0	0	0	0	0	0	0
Daily Pass Sales	1577	111194	459	113263	201	24535	351	185519	0	0	0
Local Pass Sales	0	0	0	0	0	0	0	0	0	0	0
Return Pass Sales	0	0	0	0	0	0	0	0	0	0	0
Double User Fee (FASTag Lane Violation) (Note-6)	732	68808	44	14520	27	4482	43	30530	0	0	0

Traffic and Revenue Receivable (Annual Pass - Note 7)		
Transaction Type	Car/Jeep Count	Total Car/ Jeep Amount (in Rs.)
1	2	3
Annual Pass	207	0

Total Non-Tollable Traffic Count Entry Details (Note-2)					
Transaction Type	Car/Jeep Count	Bus/Truck Count	LCV Count	MAV (Multi Axle Vehicle Count)	Three Axle Count
1	2	3	5	6	7
Reuse & Exit	2083	516	265	373	0
Exemption & Violation	3844	198	125	103	0

Notes

1. Fee for Fastag vehicles passing two toll plazas, is collected at two plazas in few cases and therefore section wise traffic details will not be available at one plaza for same.
2. All Non-tollable traffic could not be recorded/reported due to unavailability of adequate Lanes & systems. Non-Tollable count includes Reuse of daily/return/monthly pass, exit trips, exemption and violations.
3. Reporting (FASTag/Cash/Card) - 12:00:00 AM to 11:59:59 PM.
4. Fastag Collection is net of Acquiring Bank Charges
5. FASTag Debit Adjustment/Chargeback Received from Bank (Net)
6. Double user fee (from cash vehicles entering dedicated Fastag lane) collected from vehicles are reported separately (count and revenue). These are included in vehicle category wise count and revenue.
7. Annual FASTag pass w.e.f. 15 August 2025 as per directions of MP&E vide letter no MP&E/DIC/2025/676 dated August 14, 2025.



MONTHLY/DAILY FEE STATEMENT

Project Highway: National Highway NH-48

Day/Month: 10-Sep-2025

Sr. No.	Name of Toll Plaza Location	Chainage
National Highway NH-48 (from Km. 20+400 to 131+200)		
1	Shilphata	103+350

Type of Vehicle	For corresponding day/month of previous year 10-Sep-2024		For preceding day/month 9-Sep-2025		For the day/month reported upon 10-Sep-2025		
	No. of Vehicles	Fee collected (in lakh Rs.)	No. of Vehicles	Fee collected (in lakh Rs.)	Fee per Vehicle (in Rs.)	No. of Vehicles	Fee collected (in lakh Rs.)
1	2	3	4	5	6	7	8
A-Car (Note-7)	5754	340160	6104	351407	Note-1	6580	378339
B-LCV	853	81789	827	79166		866	83265
C-Bus	2408	447019	2366	435247		2465	455422
D-Truck	0	0	0	0		0	0
E-Three-axle vehicle	0	0	0	0		0	0
F-Multi-axle Truck	4640	1748735	4559	1693850		4787	1793674
G-Oversized vehicle	0	0	0	0		0	0
FASTag Debit Adjustment/ Chargeback Received from Bank (Net) (Note-5)	0	294	0	127	Note-5	0	404
H- Total	13655	2617997	13856	2559797		14698	2711105

Day/Month wise Opening Balance of Toll Collection & Traffic

Day	10
Month	9
Year	2025
Toll Depositing Bank	0
Bank Account No.	39177623786

Transaction Type	Car/Jeep Count	Total Car/ Jeep Amount (in Rs.)	Bus/Truck Count	Total Bus / Truck Amount (in Rs.)	LCV Count	Total LCV Amount (in Rs.)	MAV (Multi Axle Vehicle Count)	Total MAV (Multi Axle Vehicle) Amount (in Rs.)	Three Axle Count	Three Axle Count Amount (in Rs.)	FASTag Debit Adjustment/ Chargeback Received from Bank (Net)
1	2	3	4	5	8	9	10	11	12	13	Note-5
Single Journey	4067	183039	1917	316907	605	50255	4299	1525701	0	0	404
Monthly Pass Sales	2	719	0	0	0	0	0	0	0	0	0
Daily Pass Sales	1766	124552	503	123665	243	30023	437	231762	0	0	0
Local Pass Sales	0	0	0	0	0	0	0	0	0	0	0
Return Pass Sales	0	0	0	0	0	0	0	0	0	0	0
Double User Fee (FASTag Lane Violation) (Note-6)	745	70030	45	14850	18	2988	51	36210	0	0	0

Traffic and Revenue Receivable (Annual Pass - Note 7)		
Transaction Type	Car/Jeep Count	Total Car/ Jeep Amount (in Rs.)
1	2	3
Annual Pass	0	0

Total Non-Tollable Traffic Count Entry Details (Note-2)					
Transaction Type	Car/Jeep Count	Bus/Truck Count	LCV Count	MAV (Multi Axle Vehicle Count)	Three Axle Count
1	2	3	5	6	7
Reuse & Exit	2303	571	326	468	0
Exemption & Violation	3994	220	117	123	0



Notes

1. Fee for Fastag vehicles passing two toll plazas, is collected at two plazas in few cases and therefore section wise traffic details will not be available at one plaza for same.
2. All Non-tollable traffic could not be recorded/reported due to unavailability of adequate Lanes & systems. Non-Tollable count includes Reuse of daily/return/monthly pass, exit trips, exemption and violations.
3. Reporting (FASTag/Cash/Card) - 12:00:00 AM to 11:59:59 PM.
4. Fastag Collection is net of Acquiring Bank Charges
5. FASTag Debit Adjustment/Chargeback Received from Bank (Net)
6. Double user fee (from cash vehicles entering dedicated Fastag lane) collected from vehicles are reported separately (count and revenue). These are included in vehicle category wise count and revenue.
7. Annual FASTag pass w.e.f. 15 August 2025 as per directions of MPEL vide letter no MPEL/DIC/2025/676 dated August 14, 2025.

MONTHLY/DAILY FEE STATEMENT

Project Highway: National Highway NH-48

Day/Month: 11-Sep-2025

Sr. No.	Name of Toll Plaza Location	Chainage
National Highway NH-48 (from Km. 20+400 to 131+200)		
1	Shilphata	103+350

Type of Vehicle	For corresponding day/month of previous year 11-Sep-2024		For preceding day/month 10-Sep-2025		For the day/month reported upon 11-Sep-2025		
	No. of Vehicles	Fee collected (in lakh Rs.)	No. of Vehicles	Fee collected (in lakh Rs.)	Fee per Vehicle (in Rs.)	No. of Vehicles	Fee collected (in lakh Rs.)
1	2	3	4	5	6	7	8
A-Car (Note-7)	5478	326055	6580	378339	Note-1	6647	384967
B-LCV	908	86332	866	83265		944	90628
C-Bus	2414	445559	2465	455422		2656	491044
D-Truck	0	0	0	0		0	0
E-Three-axle vehicle	0	0	0	0		0	0
F-Multi-axle Truck	4156	1554371	4787	1793674		4799	1802717
G-Oversized vehicle	0	0	0	0		0	0
FASTag Debit Adjustment/ Chargeback Received from Bank (Net) (Note-5)	0	843	0	404	Note-5	0	1122
H- Total	12956	2413159	14698	2711105		15046	2770479

Day/Month wise Opening Balance of Toll Collection & Traffic

Day	11
Month	9
Year	2025
Toll Depositing Bank	0
Bank Account No.	39177623786

Transaction Type	Car/Jeep Count	Total Car/ Jeep Amount (in Rs.)	Bus/Truck Count	Total Bus / Truck Amount (in Rs.)	LCV Count	Total LCV Amount (in Rs.)	MAV (Multi Axle Vehicle Count)	Total MAV (Multi Axle Vehicle) Amount (in Rs.)	Three Axle Count	Three Axle Count Amount (in Rs.)	FASTag Debit Adjustment/ Chargeback Received from Bank (Net)
1	2	3	4	5	8	9	10	11	12	13	Note-5
Single Journey	4062	182844	2049	338539	678	56540	4281	1518792	0	0	1122
Monthly Pass Sales	2	1078	0	0	0	0	0	0	0	0	0
Daily Pass Sales	1777	125281	566	138976	240	29772	464	245585	0	0	0
Local Pass Sales	0	0	0	0	0	0	0	0	0	0	0
Return Pass Sales	0	0	0	0	0	0	0	0	0	0	0
Double User Fee (FASTag Lane Violation) (Note-6)	806	75764	41	13530	26	4316	54	38340	0	0	0

Traffic and Revenue Receivable (Annual Pass - Note 7)		
Transaction Type	Car/Jeep Count	Total Car/ Jeep Amount (in Rs.)
1	2	3
Annual Pass	251	0

Total Non-Tollable Traffic Count Entry Details (Note-2)					
Transaction Type	Car/Jeep Count	Bus/Truck Count	LCV Count	MAV (Multi Axle Vehicle Count)	Three Axle Count
1	2	3	5	6	7
Reuse & Exit	2351	608	326	477	0
Exemption & Violation	3954	216	117	106	0

Notes

1. Fee for Fastag vehicles passing two toll plazas, is collected at two plazas in few cases and therefore section wise traffic details will not be available at one plaza for same.
2. All Non-tollable traffic could not be recorded/reported due to unavailability of adequate Lanes & systems. Non-Tollable count includes Reuse of daily/return/monthly pass, exit trips, exemption and violations.
3. Reporting (FASTag/Cash/Card) - 12:00:00 AM to 11:59:59 PM.
4. Fastag Collection is net of Acquiring Bank Charges
5. FASTag Debit Adjustment/Chargeback Received from Bank (Net)
6. Double user fee (from cash vehicles entering dedicated Fastag lane) collected from vehicles are reported separately (count and revenue). These are included in vehicle category wise count and revenue.
7. Annual FASTag pass w.e.f. 15 August 2025 as per directions of MPEL vide letter no MPEL/DIC/2025/676 dated August 14, 2025.



MONTHLY/DAILY FEE STATEMENT

Project Highway: National Highway NH-48

Day/Month: 12-Sep-2025

Sr. No.	Name of Toll Plaza Location	Chainage
National Highway NH-48 (from Km. 20+400 to 131+200)		
1	Shilphata	103+350

Type of Vehicle	For corresponding day/month of previous year 12-Sep-2024		For preceding day/month 11-Sep-2025		For the day/month reported upon 12-Sep-2025		
	No. of Vehicles	Fee collected (in lakh Rs.)	No. of Vehicles	Fee collected (in lakh Rs.)	Fee per Vehicle (in Rs.)	No. of Vehicles	Fee collected (in lakh Rs.)
1	2	3	4	5	6	7	8
A-Car (Note-7)	5588	332898	6647	384967	Note-1	6622	381805
B-LCV	890	85305	944	90628		872	83856
C-Bus	2438	449714	2656	491044		2505	462322
D-Truck	0	0	0	0		0	0
E-Three-axle vehicle	0	0	0	0		0	0
F-Multi-axle Truck	4448	1650510	4799	1802717		5027	1887787
G-Oversized vehicle	0	0	0	0		0	0
FASTag Debit Adjustment/ Chargeback Received from Bank (Net) (Note-5)	0	1209	0	1122	Note-5	0	471
H- Total	13364	2519636	15046	2770479		15026	2816241

Day/Month wise Opening Balance of Toll Collection & Traffic

Day	12
Month	9
Year	2025
Toll Depositing Bank	State Bank Of India
Bank Account No.	39177623786

Transaction Type	Car/Jeep Count	Total Car/ Jeep Amount (in Rs.)	Bus/Truck Count	Total Bus / Truck Amount (in Rs.)	LCV Count	Total LCV Amount (in Rs.)	MAV (Multi Axle Vehicle Count)	Total MAV (Multi Axle Vehicle) Amount (in Rs.)	Three Axle Count	Three Axle Count Amount (in Rs.)	FASTag Debit Adjustment/ Chargeback Received from Bank (Net)
1	2	3	4	5	8	9	10	11	12	13	Note-5
Single Journey	4187	190631	1963	324513	632	52812	4469	1585706	0	0	471
Monthly Pass Sales	1	359	0	0	0	0	0	0	0	0	0
Daily Pass Sales	1621	114393	492	121310	210	26063	514	270840	0	0	0
Local Pass Sales	0	0	0	0	0	0	0	0	0	0	0
Return Pass Sales	0	0	0	0	0	0	0	0	0	0	0
Double User Fee (FASTag Lane Violation) (Note-6)	813	76422	50	16500	30	4980	44	31240	0	0	0

Traffic and Revenue Receivable (Annual Pass - Note 7)		
Transaction Type	Car/Jeep Count	Total Car/ Jeep Amount (in Rs.)
1	2	3
Annual Pass	271	0

Total Non-Tollable Traffic Count Entry Details (Note-2)					
Transaction Type	Car/Jeep Count	Bus/Truck Count	LCV Count	MAV (Multi Axle Vehicle Count)	Three Axle Count
1	2	3	5	6	7
Reuse & Exit	2140	539	262	530	0
Exemption & Violation	3788	208	110	145	0

Notes

- Fee for Fastag vehicles passing two toll plazas, is collected at two plazas in few cases and therefore section wise traffic details will not be available at one plaza for same.
- All Non-tollable traffic could not be recorded/reported due to unavailability of adequate Lanes & systems. Non-Tollable count includes Reuse of daily/return/monthly pass, exit trips, exemption and violations.
- Reporting (FASTag/Cash/Card) - 12:00:00 AM to 11:59:59 PM.
- Fastag Collection is net of Acquiring Bank Charges
- FASTag Debit Adjustment/Chargeback Received from Bank (Net)
- Double user fee (from cash vehicles entering dedicated Fastag lane) collected from vehicles are reported separately (count and revenue). These are included in vehicle category wise count and revenue.
- Annual FASTag pass w.e.f. 15 August 2025 as per directions of MPEL vide letter no MPEL/DIC/2025/676 dated August 14, 2025.



MONTHLY/DAILY FEE STATEMENT

Project Highway: National Highway NH-48

Day/Month: 13-Sep-2025

Sr. No.	Name of Toll Plaza Location	Chainage
National Highway NH-48 (from Km. 20+400 to 131+200)		
1	Shilphata	103+350

Type of Vehicle	For corresponding day/month of previous year 13-Sep-2024		For preceding day/month 12-Sep-2025		For the day/month reported upon 13-Sep-2025		
	No. of Vehicles	Fee collected (in lakh Rs.)	No. of Vehicles	Fee collected (in lakh Rs.)	Fee per Vehicle (in Rs.)	No. of Vehicles	Fee collected (in lakh Rs.)
1	2	3	4	5	6	7	8
A-Car (Note-7)	6105	366133	6622	381805	Note-1	7691	444383
B-LCV	934	90032	872	83856		848	81286
C-Bus	2478	461137	2505	462322		2552	470557
D-Truck	0	0	0	0		0	0
E-Three-axle vehicle	0	0	0	0		0	0
F-Multi-axle Truck	4908	1836371	5027	1887787		4752	1792865
G-Oversized vehicle	0	0	0	0		0	0
FASTag Debit Adjustment/ Chargeback Received from Bank (Net) (Note-5)	0	917	0	471	Note-5	0	586
H- Total	14425	2754590	15026	2816241		15843	2789677

Day/Month wise Opening Balance of Toll Collection & Traffic

Day	13
Month	9
Year	2025
Toll Depositing Bank	State Bank Of India
Bank Account No.	39177623786

Transaction Type	Car/Jeep Count	Total Car/ Jeep Amount (in Rs.)	Bus/Truck Count	Total Bus / Truck Amount (in Rs.)	LCV Count	Total LCV Amount (in Rs.)	MAV (Multi Axle Vehicle Count)	Total MAV (Multi Axle Vehicle) Amount (in Rs.)	Three Axle Count	Three Axle Count Amount (in Rs.)	FASTag Debit Adjustment/ Chargeback Received from Bank (Net)
1	2	3	4	5	8	9	10	11	12	13	Note-5
Single Journey	4844	221472	1994	329693	606	50572	4186	1485480	0	0	586
Monthly Pass Sales	0	0	0	0	0	0	0	0	0	0	0
Daily Pass Sales	1900	133893	519	127994	222	27393	525	278275	0	0	0
Local Pass Sales	0	0	0	0	0	0	0	0	0	0	0
Return Pass Sales	0	0	0	0	0	0	0	0	0	0	0
Double User Fee (FASTag Lane Violation) (Note-6)	947	89018	39	12870	20	3320	41	29110	0	0	0

Traffic and Revenue Receivable (Annual Pass - Note 7)		
Transaction Type	Car/Jeep Count	Total Car/ Jeep Amount (in Rs.)
1	2	3
Annual Pass	252	0

Total Non-Tollable Traffic Count Entry Details (Note-2)					
Transaction Type	Car/Jeep Count	Bus/Truck Count	LCV Count	MAV (Multi Axle Vehicle Count)	Three Axle Count
1	2	3	5	6	7
Reuse & Exit	2425	580	297	551	0
Exemption & Violation	3801	204	89	95	0

Notes

- Fee for Fastag vehicles passing two toll plazas, is collected at two plazas in few cases and therefore section wise traffic details will not be available at one plaza for same.
- All Non-tollable traffic could not be recorded/reported due to unavailability of adequate Lanes & systems. Non-Tollable count includes Reuse of daily/return/monthly pass, exit trips, exemption and violations.
- Reporting (FASTag/Cash/Card) - 12:00:00 AM to 11:59:59 PM.
- Fastag Collection is net of Acquiring Bank Charges
- FASTag Debit Adjustment/Chargeback Received from Bank (Net)
- Double user fee (from cash vehicles entering dedicated Fastag lane) collected from vehicles are reported separately (count and revenue). These are included in vehicle category wise count and revenue.
- Annual FASTag pass w.e.f. 15 August 2025 as per directions of MPEL vide letter no MPEL/DIC/2025/676 dated August 14, 2025.



MONTHLY/DAILY FEE STATEMENT

Project Highway: National Highway NH-48

Day/Month: 14-Sep-2025

Sr. No.	Name of Toll Plaza Location	Chainage
National Highway NH-48 (from Km. 20+400 to 131+200)		
1	Shilphata	103+350

Type of Vehicle	For corresponding day/month of previous year 14-Sep-2024		For preceding day/month 13-Sep-2025		For the day/month reported upon 14-Sep-2025		
	No. of Vehicles	Fee collected (in lakh Rs.)	No. of Vehicles	Fee collected (in lakh Rs.)	Fee per Vehicle (in Rs.)	No. of Vehicles	Fee collected (in lakh Rs.)
1	2	3	4	5	6	7	8
A-Car (Note-7)	6475	382301	7691	444383	Note-1	7966	460195
B-LCV	859	82362	848	81286		718	67973
C-Bus	2554	469065	2552	470557		2202	398631
D-Truck	0	0	0	0		0	0
E-Three-axle vehicle	0	0	0	0		0	0
F-Multi-axle Truck	5014	1878005	4752	1792865		4388	1624021
G-Oversized vehicle	0	0	0	0		0	0
FASTag Debit Adjustment/ Chargeback Received from Bank (Net) (Note-5)	0	-118	0	586	Note-5	0	0
H- Total	14902	2811615	15843	2789677		15274	2550820

Day/Month wise Opening Balance of Toll Collection & Traffic

Day	14
Month	9
Year	2025
Toll Depositing Bank	State Bank Of India
Bank Account No.	39177623786

Transaction Type	Car/Jeep Count	Total Car/ Jeep Amount (in Rs.)	Bus/Truck Count	Total Bus / Truck Amount (in Rs.)	LCV Count	Total LCV Amount (in Rs.)	MAV (Multi Axle Vehicle Count)	Total MAV (Multi Axle Vehicle) Amount (in Rs.)	Three Axle Count	Three Axle Count Amount (in Rs.)	FASTag Debit Adjustment/ Chargeback Received from Bank (Net)
1	2	3	4	5	8	9	10	11	12	13	Note-5
Single Journey	5051	231863	1813	299400	540	44966	4042	1434569	0	0	0
Monthly Pass Sales	0	0	0	0	0	0	0	0	0	0	0
Daily Pass Sales	1943	136964	349	86031	155	19189	315	167442	0	0	0
Local Pass Sales	0	0	0	0	0	0	0	0	0	0	0
Return Pass Sales	0	0	0	0	0	0	0	0	0	0	0
Double User Fee (FASTag Lane Violation) (Note-6)	972	91368	40	13200	23	3818	31	22010	0	0	0

Traffic and Revenue Receivable (Annual Pass - Note 7)		
Transaction Type	Car/Jeep Count	Total Car/ Jeep Amount (in Rs.)
1	2	3
Annual Pass	234	0

Total Non-Tollable Traffic Count Entry Details (Note-2)					
Transaction Type	Car/Jeep Count	Bus/Truck Count	LCV Count	MAV (Multi Axle Vehicle Count)	Three Axle Count
1	2	3	5	6	7
Reuse & Exit	2398	396	204	332	0
Exemption & Violation	4569	144	75	76	0

Notes

- Fee for Fastag vehicles passing two toll plazas, is collected at two plazas in few cases and therefore section wise traffic details will not be available at one plaza for same.
- All Non-tollable traffic could not be recorded/reported due to unavailability of adequate Lanes & systems. Non-Tollable count includes Reuse of daily/return/monthly pass, exit trips, exemption and violations.
- Reporting (FASTag/Cash/Card) - 12:00:00 AM to 11:59:59 PM.
- Fastag Collection is net of Acquiring Bank Charges
- FASTag Debit Adjustment/Chargeback Received from Bank (Net)
- Double user fee (from cash vehicles entering dedicated Fastag lane) collected from vehicles are reported separately (count and revenue). These are included in vehicle category wise count and revenue.
- Annual FASTag pass w.e.f. 15 August 2025 as per directions of MPEL vide letter no MPEL/DIC/2025/676 dated August 14, 2025.



MONTHLY/DAILY FEE STATEMENT

Project Highway: National Highway NH-48

Day/Month: 15-Sep-2025

Sr. No.	Name of Toll Plaza Location	Chainage
National Highway NH-48 (from Km. 20+400 to 131+200)		
1	Shilphata	103+350

Type of Vehicle	For corresponding day/month of previous year 15-Sep-2024		For preceding day/month 14-Sep-2025		For the day/month reported upon 15-Sep-2025		
	No. of Vehicles	Fee collected (in lakh Rs.)	No. of Vehicles	Fee collected (in lakh Rs.)	Fee per Vehicle (in Rs.)	No. of Vehicles	Fee collected (in lakh Rs.)
1	2	3	4	5	6	7	8
A-Car (Note-7)	6706	403766	7966	460195	Note-1	7227	411473
B-LCV	645	61129	718	67973		776	74621
C-Bus	2048	371058	2202	398631		2315	428201
D-Truck	0	0	0	0		0	0
E-Three-axle vehicle	0	0	0	0		0	0
F-Multi-axle Truck	4392	1629332	4388	1624021		3975	1482872
G-Oversized vehicle	0	0	0	0		0	0
FASTag Debit Adjustment/ Chargeback Received from Bank (Net) (Note-5)	0	0	0	0	Note-5	0	1560
H- Total	13791	2465285	15274	2550820		14293	2398727

Day/Month wise Opening Balance of Toll Collection & Traffic

Day	15
Month	9
Year	2025
Toll Depositing Bank	State Bank Of India
Bank Account No.	39177623786

Transaction Type	Car/Jeep Count	Total Car/ Jeep Amount (in Rs.)	Bus/Truck Count	Total Bus / Truck Amount (in Rs.)	LCV Count	Total LCV Amount (in Rs.)	MAV (Multi Axle Vehicle Count)	Total MAV (Multi Axle Vehicle) Amount (in Rs.)	Three Axle Count	Three Axle Count Amount (in Rs.)	FASTag Debit Adjustment/ Chargeback Received from Bank (Net)
1	2	3	4	5	8	9	10	11	12	13	Note-5
Single Journey	4625	208777	1797	297032	550	45545	3598	1276930	0	0	1560
Monthly Pass Sales	1	359	0	0	0	0	0	0	0	0	0
Daily Pass Sales	1793	126385	475	116979	202	25092	340	179672	0	0	0
Local Pass Sales	0	0	0	0	0	0	0	0	0	0	0
Return Pass Sales	0	0	0	0	0	0	0	0	0	0	0
Double User Fee (FASTag Lane Violation) (Note-6)	808	75952	43	14190	24	3984	37	26270	0	0	0

Traffic and Revenue Receivable (Annual Pass - Note 7)		
Transaction Type	Car/Jeep Count	Total Car/ Jeep Amount (in Rs.)
1	2	3
Annual Pass	313	0

Total Non-Tollable Traffic Count Entry Details (Note-2)					
Transaction Type	Car/Jeep Count	Bus/Truck Count	LCV Count	MAV (Multi Axle Vehicle Count)	Three Axle Count
1	2	3	5	6	7
Reuse & Exit	2342	553	283	356	0
Exemption & Violation	3915	199	103	61	0

Notes

- Fee for Fastag vehicles passing two toll plazas, is collected at two plazas in few cases and therefore section wise traffic details will not be available at one plaza for same.
- All Non-tollable traffic could not be recorded/reported due to unavailability of adequate Lanes & systems. Non-Tollable count includes Reuse of daily/return/monthly pass, exit trips, exemption and violations.
- Reporting (FASTag/Cash/Card) - 12:00:00 AM to 11:59:59 PM.
- Fastag Collection is net of Acquiring Bank Charges
- FASTag Debit Adjustment/Chargeback Received from Bank (Net)
- Double user fee (from cash vehicles entering dedicated Fastag lane) collected from vehicles are reported separately (count and revenue). These are included in vehicle category wise count and revenue.
- Annual FASTag pass w.e.f. 15 August 2025 as per directions of MPEL vide letter no MPEL/DIC/2025/676 dated August 14, 2025.



MONTHLY/DAILY FEE STATEMENT

Project Highway: National Highway NH-48

Day/Month: 16-Sep-2025

Sr. No.	Name of Toll Plaza Location	Chainage
1	National Highway NH-48 (from Km. 20+400 to 131+200) Shilphata	103+350

Type of Vehicle	For corresponding day/month of previous year 16-Sep-2024		For preceding day/month 15-Sep-2025		For the day/month reported upon 16-Sep-2025		
	No. of Vehicles	Fee collected (in lakh Rs.)	No. of Vehicles	Fee collected (in lakh Rs.)	Fee per Vehicle (in Rs.)	No. of Vehicles	Fee collected (in lakh Rs.)
1	2	3	4	5	6	7	8
A-Car (Note-7)	6272	369605	7227	411473	Note-1	6579	378584
B-LCV	823	79702	776	74621		821	78816
C-Bus	2341	436726	2315	428201		2497	461790
D-Truck	0	0	0	0		0	0
E-Three-axle vehicle	0	0	0	0		0	0
F-Multi-axle Truck	4222	1578460	3975	1482872		4668	1740087
G-Oversized vehicle	0	0	0	0		0	0
FASTag Debit Adjustment/ Chargeback Received from Bank (Net) (Note-5)	0	1313	0	1560	Note-5	0	942
H- Total	13658	2465806	14293	2398727		14565	2660219

Day/Month wise Opening Balance of Toll Collection & Traffic

Day	16
Month	9
Year	2025
Toll Depositing Bank	State Bank Of India
Bank Account No.	39177623786


Transaction Type	Car/Jeep Count	Total Car/ Jeep Amount (in Rs.)	Bus/Truck Count	Total Bus / Truck Amount (in Rs.)	LCV Count	Total LCV Amount (in Rs.)	MAV (Multi Axle Vehicle Count)	Total MAV (Multi Axle Vehicle) Amount (in Rs.)	Three Axle Count	Three Axle Count Amount (in Rs.)	FASTag Debit Adjustment/ Chargeback Received from Bank (Net)
1	2	3	4	5	8	9	10	11	12	13	Note-5
Single Journey	4077	183559	1946	321465	589	48955	4226	1499950	0	0	942
Monthly Pass Sales	1	359	0	0	0	0	0	0	0	0	0
Daily Pass Sales	1725	121722	499	123165	210	26208	407	215287	0	0	0
Local Pass Sales	0	0	0	0	0	0	0	0	0	0	0
Return Pass Sales	0	0	0	0	0	0	0	0	0	0	0
Double User Fee (FASTag Lane Violation) (Note-6)	776	72944	52	17160	22	3652	35	24850	0	0	0

Traffic and Revenue Receivable (Annual Pass - Note 7)		
Transaction Type	Car/Jeep Count	Total Car/ Jeep Amount (in Rs.)
1	2	3
Annual Pass	245	0

Total Non-Tollable Traffic Count Entry Details (Note-2)					
Transaction Type	Car/Jeep Count	Bus/Truck Count	LCV Count	MAV (Multi Axle Vehicle Count)	Three Axle Count
1	2	3	5	6	7
Reuse & Exit	2287	587	290	427	0
Exemption & Violation	3752	233	122	90	0

Notes

1. Fee for Fastag vehicles passing two toll plazas, is collected at two plazas in few cases and therefore section wise traffic details will not be available at one plaza for same.
2. All Non-tollable traffic could not be recorded/reported due to unavailability of adequate Lanes & systems. Non-Tollable count includes Reuse of daily/return/monthly pass, exit trips, exemption and violations.
3. Reporting (FASTag/Cash/Card) - 12:00:00 AM to 11:59:59 PM.
4. Fastag Collection is net of Acquiring Bank Charges
5. FASTag Debit Adjustment/Chargeback Received from Bank (Net)
6. Double user fee (from cash vehicles entering dedicated Fastag lane) collected from vehicles are reported separately (count and revenue). These are included in vehicle category wise count and revenue.
7. Annual FASTag pass w.e.f. 15 August 2025 as per directions of MPCL vide letter no MPCL/DIC/2025/676 dated August 14, 2025.



MONTHLY/DAILY FEE STATEMENT

Project Highway: National Highway NH-48

Day/Month: 17-Sep-2025

Sr. No.	Name of Toll Plaza Location	Chainage
National Highway NH-48 (from Km. 20+400 to 131+200)		
1	Shilphata	103+350

Type of Vehicle	For corresponding day/month of previous year 17-Sep-2024		For preceding day/month 16-Sep-2025		For the day/month reported upon 17-Sep-2025		
	No. of Vehicles	Fee collected (in lakh Rs.)	No. of Vehicles	Fee collected (in lakh Rs.)	Fee per Vehicle (in Rs.)	No. of Vehicles	Fee collected (in lakh Rs.)
1	2	3	4	5	6	7	8
A-Car (Note-7)	5286	319282	6579	378584	Note-1	6375	369231
B-LCV	722	68726	821	78816		859	81339
C-Bus	1951	360229	2497	461790		2503	459711
D-Truck	0	0	0	0		0	0
E-Three-axle vehicle	0	0	0	0		0	0
F-Multi-axle Truck	2778	1026798	4668	1740087		4741	1767453
G-Oversized vehicle	0	0	0	0		0	0
FASTag Debit Adjustment/ Chargeback Received from Bank (Net) (Note-5)	0	894	0	942	Note-5	0	349
H- Total	10737	1775930	14565	2660219		14478	2678083

Day/Month wise Opening Balance of Toll Collection & Traffic

Day	17
Month	9
Year	2025
Toll Depositing Bank	State Bank Of India
Bank Account No.	39177623786

Transaction Type	Car/Jeep Count	Total Car/ Jeep Amount (in Rs.)	Bus/Truck Count	Total Bus / Truck Amount (in Rs.)	LCV Count	Total LCV Amount (in Rs.)	MAV (Multi Axle Vehicle Count)	Total MAV (Multi Axle Vehicle) Amount (in Rs.)	Three Axle Count	Three Axle Count Amount (in Rs.)	FASTag Debit Adjustment/ Chargeback Received from Bank (Net)
1	2	3	4	5	8	9	10	11	12	13	Note-5
Single Journey	3823	170693	1968	324866	638	53200	4287	1522280	0	0	349
Monthly Pass Sales	1	719	0	0	0	0	0	0	0	0	0
Daily Pass Sales	1791	126379	494	121315	204	25318	428	226713	0	0	0
Local Pass Sales	0	0	0	0	0	0	0	0	0	0	0
Return Pass Sales	0	0	0	0	0	0	0	0	0	0	0
Double User Fee (FASTag Lane Violation) (Note-6)	760	71440	41	13530	17	2822	26	18460	0	0	0

Traffic and Revenue Receivable (Annual Pass - Note 7)		
Transaction Type	Car/Jeep Count	Total Car/ Jeep Amount (in Rs.)
1	2	3
Annual Pass	269	0

Total Non-Tollable Traffic Count Entry Details (Note-2)					
Transaction Type	Car/Jeep Count	Bus/Truck Count	LCV Count	MAV (Multi Axle Vehicle Count)	Three Axle Count
1	2	3	5	6	7
Reuse & Exit	2366	583	276	443	0
Exemption & Violation	3816	169	108	81	0

Notes

1. Fee for Fastag vehicles passing two toll plazas, is collected at two plazas in few cases and therefore section wise traffic details will not be available at one plaza for same.
2. All Non-tollable traffic could not be recorded/reported due to unavailability of adequate Lanes & systems. Non-Tollable count includes Reuse of daily/return/monthly pass, exit trips, exemption and violations.
3. Reporting (FASTag/Cash/Card) - 12:00:00 AM to 11:59:59 PM.
4. Fastag Collection is net of Acquiring Bank Charges
5. FASTag Debit Adjustment/Chargeback Received from Bank (Net)
6. Double user fee (from cash vehicles entering dedicated Fastag lane) collected from vehicles are reported separately (count and revenue). These are included in vehicle category wise count and revenue.
7. Annual FASTag pass w.e.f. 15 August 2025 as per directions of MPEL vide letter no MPEL/DIC/2025/676 dated August 14, 2025.



MONTHLY/DAILY FEE STATEMENT

Project Highway: National Highway NH-48

Day/Month: 18-Sep-2025

Sr. No.	Name of Toll Plaza Location	Chainage
National Highway NH-48 (from Km. 20+400 to 131+200)		
1	Shilphata	103+350

Type of Vehicle	For corresponding day/month of previous year 18-Sep-2024		For preceding day/month 17-Sep-2025		For the day/month reported upon 18-Sep-2025		
	No. of Vehicles	Fee collected (in lakh Rs.)	No. of Vehicles	Fee collected (in lakh Rs.)	Fee per Vehicle (in Rs.)	No. of Vehicles	Fee collected (in lakh Rs.)
1	2	3	4	5	6	7	8
A-Car (Note-7)	5347	312734	6375	369231	Note-1	6567	379906
B-LCV	814	76752	859	81339		831	79888
C-Bus	2305	418256	2503	459711		2437	454437
D-Truck	0	0	0	0		0	0
E-Three-axle vehicle	0	0	0	0		0	0
F-Multi-axle Truck	4603	1703775	4741	1767453		3327	1220005
G-Oversized vehicle	0	0	0	0		0	0
FASTag Debit Adjustment/ Chargeback Received from Bank (Net) (Note-5)	0	1017	0	349	Note-5	0	1003
H- Total	13069	2512534	14478	2678083		13162	2135239

Day/Month wise Opening Balance of Toll Collection & Traffic

Day	18
Month	9
Year	2025
Toll Depositing Bank	0
Bank Account No.	39177623786

Transaction Type	Car/Jeep Count	Total Car/ Jeep Amount (in Rs.)	Bus/Truck Count	Total Bus / Truck Amount (in Rs.)	LCV Count	Total LCV Amount (in Rs.)	MAV (Multi Axle Vehicle Count)	Total MAV (Multi Axle Vehicle) Amount (in Rs.)	Three Axle Count	Three Axle Count Amount (in Rs.)	FASTag Debit Adjustment/ Chargeback Received from Bank (Net)
1	2	3	4	5	8	9	10	11	12	13	Note-5
Single Journey	4039	182569	1862	307959	603	50339	3119	1105236	0	0	1003
Monthly Pass Sales	0	0	0	0	0	0	0	0	0	0	0
Daily Pass Sales	1718	121197	513	126018	200	24901	180	94889	0	0	0
Local Pass Sales	0	0	0	0	0	0	0	0	0	0	0
Return Pass Sales	0	0	0	0	0	0	0	0	0	0	0
Double User Fee (FASTag Lane Violation) (Note-6)	810	76140	62	20460	28	4648	28	19880	0	0	0

Traffic and Revenue Receivable (Annual Pass - Note 7)		
Transaction Type	Car/Jeep Count	Total Car/ Jeep Amount (in Rs.)
1	2	3
Annual Pass	232	0

Total Non-Tollable Traffic Count Entry Details (Note-2)					
Transaction Type	Car/Jeep Count	Bus/Truck Count	LCV Count	MAV (Multi Axle Vehicle Count)	Three Axle Count
1	2	3	5	6	7
Reuse & Exit	2246	568	283	191	0
Exemption & Violation	3734	217	108	89	0

Notes

1. Fee for Fastag vehicles passing two toll plazas, is collected at two plazas in few cases and therefore section wise traffic details will not be available at one plaza for same.
2. All Non-tollable traffic could not be recorded/reported due to unavailability of adequate Lanes & systems. Non-Tollable count includes Reuse of daily/return/monthly pass, exit trips, exemption and violations.
3. Reporting (FASTag/Cash/Card) - 12:00:00 AM to 11:59:59 PM.
4. Fastag Collection is net of Acquiring Bank Charges
5. FASTag Debit Adjustment/Chargeback Received from Bank (Net)
6. Double user fee (from cash vehicles entering dedicated Fastag lane) collected from vehicles are reported separately (count and revenue). These are included in vehicle category wise count and revenue.
7. Annual FASTag pass w.e.f. 15 August 2025 as per directions of MPEL vide letter no MPEL/DIC/2025/676 dated August 14, 2025.



MONTHLY/DAILY FEE STATEMENT

Project Highway: National Highway NH-48

Day/Month: 19-Sep-2025

Sr. No.	Name of Toll Plaza Location	Chainage
National Highway NH-48 (from Km. 20+400 to 131+200)		
1	Shilphata	103+350

Type of Vehicle	For corresponding day/month of previous year 19-Sep-2024		For preceding day/month 18-Sep-2025		For the day/month reported upon 19-Sep-2025			
	No. of Vehicles	Fee collected (in lakh Rs.)	No. of Vehicles	Fee collected (in lakh Rs.)	Fee per Vehicle (in Rs.)	No. of Vehicles	Fee collected (in lakh Rs.)	
1	2	3	4	5	6	7	8	
A-Car (Note-7)	5980	353886	6567	379906	Note-1	6368	362376	
B-LCV	974	93622	831	79888		829	77774	
C-Bus	2769	516143	2437	454437		2413	439628	
D-Truck	0	0	0	0		0	0	
E-Three-axle vehicle	0	0	0	0		0	0	
F-Multi-axle Truck	5409	2041287	3327	1220005		4422	1621549	
G-Oversized vehicle	0	0	0	0		0	0	
FASTag Debit Adjustment/ Chargeback Received from Bank (Net) (Note-5)	0	0	0	1003		Note-5	0	522
H- Total	15132	3004937	13162	2135239			14032	2501849

Day/Month wise Opening Balance of Toll Collection & Traffic

Day	19
Month	9
Year	2025
Toll Depositing Bank	State Bank Of India
Bank Account No.	39177623786

Transaction Type	Car/Jeep Count	Total Car/ Jeep Amount (in Rs.)	Bus/Truck Count	Total Bus / Truck Amount (in Rs.)	LCV Count	Total LCV Amount (in Rs.)	MAV (Multi Axle Vehicle Count)	Total MAV (Multi Axle Vehicle) Amount (in Rs.)	Three Axle Count	Three Axle Count Amount (in Rs.)	FASTag Debit Adjustment/ Chargeback Received from Bank (Net)
1	2	3	4	5	8	9	10	11	12	13	Note-5
Single Journey	4126	186914	1932	318938	629	52286	4155	1474257	0	0	522
Monthly Pass Sales	0	0	0	0	0	0	0	0	0	0	0
Daily Pass Sales	1505	106184	454	111780	183	22666	231	121732	0	0	0
Local Pass Sales	0	0	0	0	0	0	0	0	0	0	0
Return Pass Sales	0	0	0	0	0	0	0	0	0	0	0
Double User Fee (FASTag Lane Violation) (Note-6)	737	69278	27	8910	17	2822	36	25560	0	0	0

Traffic and Revenue Receivable (Annual Pass - Note 7)		
Transaction Type	Car/Jeep Count	Total Car/ Jeep Amount (in Rs.)
1	2	3
Annual Pass	257	0

Total Non-Tollable Traffic Count Entry Details (Note-2)					
Transaction Type	Car/Jeep Count	Bus/Truck Count	LCV Count	MAV (Multi Axle Vehicle Count)	Three Axle Count
1	2	3	5	6	7
Reuse & Exit	2010	509	244	242	0
Exemption & Violation	3787	194	105	84	0

Notes

- Fee for Fastag vehicles passing two toll plazas, is collected at two plazas in few cases and therefore section wise traffic details will not be available at one plaza for same.
- All Non-tollable traffic could not be recorded/reported due to unavailability of adequate Lanes & systems. Non-Tollable count includes Reuse of daily/return/monthly pass, exit trips, exemption and violations.
- Reporting (FASTag/Cash/Card) - 12:00:00 AM to 11:59:59 PM.
- Fastag Collection is net of Acquiring Bank Charges
- FASTag Debit Adjustment/Chargeback Received from Bank (Net)
- Double user fee (from cash vehicles entering dedicated Fastag lane) collected from vehicles are reported separately (count and revenue). These are included in vehicle category wise count and revenue.
- Annual FASTag pass w.e.f. 15 August 2025 as per directions of MPEL vide letter no MPEL/DIC/2025/676 dated August 14, 2025.



MONTHLY/DAILY FEE STATEMENT

Project Highway: National Highway NH-48

Day/Month: 20-Sep-2025

Sr. No.	Name of Toll Plaza Location	Chainage
National Highway NH-48 (from Km. 20+400 to 131+200)		
1	Shilphata	103+350

Type of Vehicle	For corresponding day/month of previous year 20-Sep-2024		For preceding day/month 19-Sep-2025		For the day/month reported upon 20-Sep-2025		
	No. of Vehicles	Fee collected (in lakh Rs.)	No. of Vehicles	Fee collected (in lakh Rs.)	Fee per Vehicle (in Rs.)	No. of Vehicles	Fee collected (in lakh Rs.)
1	2	3	4	5	6	7	8
A-Car (Note-7)	5918	349765	6368	362376	Note-1	7085	409353
B-LCV	930	90301	829	77774		853	81152
C-Bus	2718	506679	2413	439628		2498	458619
D-Truck	0	0	0	0		0	0
E-Three-axle vehicle	0	0	0	0		0	0
F-Multi-axle Truck	5241	1979214	4422	1621549		4750	1759019
G-Oversized vehicle	0	0	0	0		0	0
FASTag Debit Adjustment/ Chargeback Received from Bank (Net) (Note-5)	0	1716	0	522	Note-5	0	0
H- Total	14807	2927675	14032	2501849		15186	2708143

Day/Month wise Opening Balance of Toll Collection & Traffic

Day	20
Month	9
Year	2025
Toll Depositing Bank	State Bank Of India
Bank Account No.	39177623786

Transaction Type	Car/Jeep Count	Total Car/ Jeep Amount (in Rs.)	Bus/Truck Count	Total Bus / Truck Amount (in Rs.)	LCV Count	Total LCV Amount (in Rs.)	MAV (Multi Axle Vehicle Count)	Total MAV (Multi Axle Vehicle) Amount (in Rs.)	Three Axle Count	Three Axle Count Amount (in Rs.)	FASTag Debit Adjustment/ Chargeback Received from Bank (Net)
1	2	3	4	5	8	9	10	11	12	13	Note-5
Single Journey	4494	205215	1977	326955	631	52594	4369	1549794	0	0	0
Monthly Pass Sales	0	0	0	0	0	0	0	0	0	0	0
Daily Pass Sales	1677	118221	481	118464	192	23578	339	179405	0	0	0
Local Pass Sales	0	0	0	0	0	0	0	0	0	0	0
Return Pass Sales	0	0	0	0	0	0	0	0	0	0	0
Double User Fee (FASTag Lane Violation) (Note-6)	914	85916	40	13200	30	4980	42	29820	0	0	0

Traffic and Revenue Receivable (Annual Pass - Note 7)		
Transaction Type	Car/Jeep Count	Total Car/ Jeep Amount (in Rs.)
1	2	3
Annual Pass	267	0

Total Non-Tollable Traffic Count Entry Details (Note-2)					
Transaction Type	Car/Jeep Count	Bus/Truck Count	LCV Count	MAV (Multi Axle Vehicle Count)	Three Axle Count
1	2	3	5	6	7
Reuse & Exit	2239	516	256	348	0
Exemption & Violation	3823	205	104	118	0

Notes

- Fee for Fastag vehicles passing two toll plazas, is collected at two plazas in few cases and therefore section wise traffic details will not be available at one plaza for same.
- All Non-tollable traffic could not be recorded/reported due to unavailability of adequate Lanes & systems. Non-Tollable count includes Reuse of daily/return/monthly pass, exit trips, exemption and violations.
- Reporting (FASTag/Cash/Card) - 12:00:00 AM to 11:59:59 PM.
- Fastag Collection is net of Acquiring Bank Charges
- FASTag Debit Adjustment/Chargeback Received from Bank (Net)
- Double user fee (from cash vehicles entering dedicated Fastag lane) collected from vehicles are reported separately (count and revenue). These are included in vehicle category wise count and revenue.
- Annual FASTag pass w.e.f. 15 August 2025 as per directions of MPEL vide letter no MPEL/DIC/2025/676 dated August 14, 2025.



MONTHLY/DAILY FEE STATEMENT

Project Highway: National Highway NH-48

Day/Month: 21-Sep-2025

Sr. No.	Name of Toll Plaza Location	Chainage
National Highway NH-48 (from Km. 20+400 to 131+200)		
1	Shilphata	103+350

Type of Vehicle	For corresponding day/month of previous year 21-Sep-2024		For preceding day/month 20-Sep-2025		For the day/month reported upon 21-Sep-2025		
	No. of Vehicles	Fee collected (in lakh Rs.)	No. of Vehicles	Fee collected (in lakh Rs.)	Fee per Vehicle (in Rs.)	No. of Vehicles	Fee collected (in lakh Rs.)
1	2	3	4	5	6	7	8
A-Car (Note-7)	6429	385221	7085	409353	Note-1	6663	387442
B-LCV	973	94307	853	81152		658	62890
C-Bus	2637	492130	2498	458619		2050	369035
D-Truck	0	0	0	0		0	0
E-Three-axle vehicle	0	0	0	0		0	0
F-Multi-axle Truck	5276	1990278	4750	1759019		4346	1590847
G-Oversized vehicle	0	0	0	0		0	0
FASTag Debit Adjustment/ Chargeback Received from Bank (Net) (Note-5)	0	1489	0	0	Note-5	0	697
H- Total	15315	2963425	15186	2708143		13717	2410911

Day/Month wise Opening Balance of Toll Collection & Traffic

Day	21
Month	9
Year	2025
Toll Depositing Bank	State Bank Of India
Bank Account No.	39177623786

Transaction Type	Car/Jeep Count	Total Car/ Jeep Amount (in Rs.)	Bus/Truck Count	Total Bus / Truck Amount (in Rs.)	LCV Count	Total LCV Amount (in Rs.)	MAV (Multi Axle Vehicle Count)	Total MAV (Multi Axle Vehicle) Amount (in Rs.)	Three Axle Count	Three Axle Count Amount (in Rs.)	FASTag Debit Adjustment/ Chargeback Received from Bank (Net)
1	2	3	4	5	8	9	10	11	12	13	Note-5
Single Journey	4122	188784	1703	281271	494	41170	4088	1450572	0	0	697
Monthly Pass Sales	0	0	0	0	0	0	0	0	0	0	0
Daily Pass Sales	1710	120544	317	77864	131	16242	236	124655	0	0	0
Local Pass Sales	0	0	0	0	0	0	0	0	0	0	0
Return Pass Sales	0	0	0	0	0	0	0	0	0	0	0
Double User Fee (FASTag Lane Violation) (Note-6)	831	78114	30	9900	33	5478	22	15620	0	0	0

Traffic and Revenue Receivable (Annual Pass - Note 7)		
Transaction Type	Car/Jeep Count	Total Car/ Jeep Amount (in Rs.)
1	2	3
Annual Pass	234	0

Total Non-Tollable Traffic Count Entry Details (Note-2)					
Transaction Type	Car/Jeep Count	Bus/Truck Count	LCV Count	MAV (Multi Axle Vehicle Count)	Three Axle Count
1	2	3	5	6	7
Reuse & Exit	2120	370	182	255	0
Exemption & Violation	3570	151	59	90	0



Notes

1. Fee for Fastag vehicles passing two toll plazas, is collected at two plazas in few cases and therefore section wise traffic details will not be available at one plaza for same.
2. All Non-tollable traffic could not be recorded/reported due to unavailability of adequate Lanes & systems. Non-Tollable count includes Reuse of daily/return/monthly pass, exit trips, exemption and violations.
3. Reporting (FASTag/Cash/Card) - 12:00:00 AM to 11:59:59 PM.
4. Fastag Collection is net of Acquiring Bank Charges
5. FASTag Debit Adjustment/Chargeback Received from Bank (Net)
6. Double user fee (from cash vehicles entering dedicated Fastag lane) collected from vehicles are reported separately (count and revenue). These are included in vehicle category wise count and revenue.
7. Annual FASTag pass w.e.f. 15 August 2025 as per directions of MPEL vide letter no MPEL/DIC/2025/676 dated August 14, 2025.

MONTHLY/DAILY FEE STATEMENT

Project Highway: National Highway NH-48

Day/Month: 22-Sep-2025

Sr. No.	Name of Toll Plaza Location	Chainage
National Highway NH-48 (from Km. 20+400 to 131+200)		
1	Shilphata	103+350

Type of Vehicle	For corresponding day/month of previous year 22-Sep-2024		For preceding day/month 21-Sep-2025		For the day/month reported upon 22-Sep-2025		
	No. of Vehicles	Fee collected (in lakh Rs.)	No. of Vehicles	Fee collected (in lakh Rs.)	Fee per Vehicle (in Rs.)	No. of Vehicles	Fee collected (in lakh Rs.)
1	2	3	4	5	6	7	8
A-Car (Note-7)	7061	431674	6663	387442	Note-1	6671	385212
B-LCV	716	67221	658	62890		814	78446
C-Bus	2168	397851	2050	369035		2389	442427
D-Truck	0	0	0	0		0	0
E-Three-axle vehicle	0	0	0	0		0	0
F-Multi-axle Truck	4751	1781021	4346	1590847		3865	1430000
G-Oversized vehicle	0	0	0	0		0	0
FASTag Debit Adjustment/ Chargeback Received from Bank (Net) (Note-5)	0	0	0	697	Note-5	0	1260
H- Total	14696	2677767	13717	2410911		13739	2337345

Day/Month wise Opening Balance of Toll Collection & Traffic

Day	22
Month	9
Year	2025
Toll Depositing Bank	State Bank Of India
Bank Account No.	39177623786

Transaction Type	Car/Jeep Count	Total Car/ Jeep Amount (in Rs.)	Bus/Truck Count	Total Bus / Truck Amount (in Rs.)	LCV Count	Total LCV Amount (in Rs.)	MAV (Multi Axle Vehicle Count)	Total MAV (Multi Axle Vehicle) Amount (in Rs.)	Three Axle Count	Three Axle Count Amount (in Rs.)	FASTag Debit Adjustment/ Chargeback Received from Bank (Net)
1	2	3	4	5	8	9	10	11	12	13	Note-5
Single Journey	4112	185171	1846	304940	585	48834	3557	1262163	0	0	1260
Monthly Pass Sales	1	359	0	0	0	0	0	0	0	0	0
Daily Pass Sales	1740	122790	491	120327	200	24798	279	147247	0	0	0
Local Pass Sales	0	0	0	0	0	0	0	0	0	0	0
Return Pass Sales	0	0	0	0	0	0	0	0	0	0	0
Double User Fee (FASTag Lane Violation) (Note-6)	818	76892	52	17160	29	4814	29	20590	0	0	0

Traffic and Revenue Receivable (Annual Pass - Note 7)		
Transaction Type	Car/Jeep Count	Total Car/ Jeep Amount (in Rs.)
1	2	3
Annual Pass	277	0

Total Non-Tollable Traffic Count Entry Details (Note-2)					
Transaction Type	Car/Jeep Count	Bus/Truck Count	LCV Count	MAV (Multi Axle Vehicle Count)	Three Axle Count
1	2	3	5	6	7
Reuse & Exit	2304	550	289	289	0
Exemption & Violation	3788	227	124	114	0

Notes

- Fee for Fastag vehicles passing two toll plazas, is collected at two plazas in few cases and therefore section wise traffic details will not be available at one plaza for same.
- All Non-tollable traffic could not be recorded/reported due to unavailability of adequate Lanes & systems. Non-Tollable count includes Reuse of daily/return/monthly pass, exit trips, exemption and violations.
- Reporting (FASTag/Cash/Card) - 12:00:00 AM to 11:59:59 PM.
- Fastag Collection is net of Acquiring Bank Charges
- FASTag Debit Adjustment/Chargeback Received from Bank (Net)
- Double user fee (from cash vehicles entering dedicated Fastag lane) collected from vehicles are reported separately (count and revenue). These are included in vehicle category wise count and revenue.
- Annual FASTag pass w.e.f. 15 August 2025 as per directions of MPCL vide letter no MPCL/DIC/2025/676 dated August 14, 2025.



MONTHLY/DAILY FEE STATEMENT

Project Highway: National Highway NH-48

Day/Month: 23-Sep-2025

Sr. No.	Name of Toll Plaza Location	Chainage
National Highway NH-48 (from Km. 20+400 to 131+200)		
1	Shilphata	103+350

Type of Vehicle	For corresponding day/month of previous year 23-Sep-2024		For preceding day/month 22-Sep-2025		For the day/month reported upon 23-Sep-2025		
	No. of Vehicles	Fee collected (in lakh Rs.)	No. of Vehicles	Fee collected (in lakh Rs.)	Fee per Vehicle (in Rs.)	No. of Vehicles	Fee collected (in lakh Rs.)
1	2	3	4	5	6	7	8
A-Car (Note-7)	6249	370902	6671	385212	Note-1	6148	352025
B-LCV	867	82855	814	78446		872	82344
C-Bus	2363	446154	2389	442427		2523	464136
D-Truck	0	0	0	0		0	0
E-Three-axle vehicle	0	0	0	0		0	0
F-Multi-axle Truck	3925	1472551	3865	1430000		4438	1651795
G-Oversized vehicle	0	0	0	0		0	0
FASTag Debit Adjustment/ Chargeback Received from Bank (Net) (Note-5)	0	-192	0	1260	Note-5	0	149
H- Total	13404	2372271	13739	2337345		13981	2550449

Day/Month wise Opening Balance of Toll Collection & Traffic

Day	23
Month	9
Year	2025
Toll Depositing Bank	State Bank Of India
Bank Account No.	39177623786

Transaction Type	Car/Jeep Count	Total Car/ Jeep Amount (in Rs.)	Bus/Truck Count	Total Bus / Truck Amount (in Rs.)	LCV Count	Total LCV Amount (in Rs.)	MAV (Multi Axle Vehicle Count)	Total MAV (Multi Axle Vehicle) Amount (in Rs.)	Three Axle Count	Three Axle Count Amount (in Rs.)	FASTag Debit Adjustment/ Chargeback Received from Bank (Net)
1	2	3	4	5	8	9	10	11	12	13	Note-5
Single Journey	3832	172090	1981	327229	657	54968	4012	1422047	0	0	149
Monthly Pass Sales	0	0	0	0	0	0	0	0	0	0	0
Daily Pass Sales	1612	113759	497	122057	193	23725	406	215549	0	0	0
Local Pass Sales	0	0	0	0	0	0	0	0	0	0	0
Return Pass Sales	0	0	0	0	0	0	0	0	0	0	0
Double User Fee (FASTag Lane Violation) (Note-6)	704	66176	45	14850	22	3652	20	14200	0	0	0

Traffic and Revenue Receivable (Annual Pass - Note 7)		
Transaction Type	Car/Jeep Count	Total Car/ Jeep Amount (in Rs.)
1	2	3
Annual Pass	258	0

Total Non-Tollable Traffic Count Entry Details (Note-2)					
Transaction Type	Car/Jeep Count	Bus/Truck Count	LCV Count	MAV (Multi Axle Vehicle Count)	Three Axle Count
1	2	3	5	6	7
Reuse & Exit	2142	565	262	426	0
Exemption & Violation	3980	217	113	104	0

Notes

1. Fee for Fastag vehicles passing two toll plazas, is collected at two plazas in few cases and therefore section wise traffic details will not be available at one plaza for same.
2. All Non-tollable traffic could not be recorded/reported due to unavailability of adequate Lanes & systems. Non-Tollable count includes Reuse of daily/return/monthly pass, exit trips, exemption and violations.
3. Reporting (FASTag/Cash/Card) - 12:00:00 AM to 11:59:59 PM.
4. Fastag Collection is net of Acquiring Bank Charges
5. FASTag Debit Adjustment/Chargeback Received from Bank (Net)
6. Double user fee (from cash vehicles entering dedicated Fastag lane) collected from vehicles are reported separately (count and revenue). These are included in vehicle category wise count and revenue.
7. Annual FASTag pass w.e.f. 15 August 2025 as per directions of MPCL vide letter no MPCL/DIC/2025/676 dated August 14, 2025.



MONTHLY/DAILY FEE STATEMENT

Project Highway: National Highway NH-48

Day/Month: 24-Sep-2025

Sr. No.	Name of Toll Plaza Location	Chainage
National Highway NH-48 (from Km. 20+400 to 131+200)		
1	Shilphata	103+350

Type of Vehicle	For corresponding day/month of previous year 24-Sep-2024		For preceding day/month 23-Sep-2025		For the day/month reported upon 24-Sep-2025		
	No. of Vehicles	Fee collected (in lakh Rs.)	No. of Vehicles	Fee collected (in lakh Rs.)	Fee per Vehicle (in Rs.)	No. of Vehicles	Fee collected (in lakh Rs.)
1	2	3	4	5	6	7	8
A-Car (Note-7)	5554	330791	6148	352025	Note-1	5391	311246
B-LCV	850	81597	872	82344		880	83562
C-Bus	2583	479905	2523	464136		2500	459191
D-Truck	0	0	0	0		0	0
E-Three-axle vehicle	0	0	0	0		0	0
F-Multi-axle Truck	4958	1874677	4438	1651795		4757	1771477
G-Oversized vehicle	0	0	0	0		0	0
FASTag Debit Adjustment/ Chargeback Received from Bank (Net) (Note-5)	0	1715	0	149	Note-5	0	297
H- Total	13945	2768685	13981	2550449		13528	2625774

Day/Month wise Opening Balance of Toll Collection & Traffic

Day	24
Month	9
Year	2025
Toll Depositing Bank	State Bank Of India
Bank Account No.	39177623786

Transaction Type	Car/Jeep Count	Total Car/ Jeep Amount (in Rs.)	Bus/Truck Count	Total Bus / Truck Amount (in Rs.)	LCV Count	Total LCV Amount (in Rs.)	MAV (Multi Axle Vehicle Count)	Total MAV (Multi Axle Vehicle) Amount (in Rs.)	Three Axle Count	Three Axle Count Amount (in Rs.)	FASTag Debit Adjustment/ Chargeback Received from Bank (Net)
1	2	3	4	5	8	9	10	11	12	13	Note-5
Single Journey	3319	149702	1976	326457	654	54551	4323	1535336	0	0	297
Monthly Pass Sales	1	359	0	0	0	0	0	0	0	0	0
Daily Pass Sales	1426	100625	483	119204	202	25027	402	213422	0	0	0
Local Pass Sales	0	0	0	0	0	0	0	0	0	0	0
Return Pass Sales	0	0	0	0	0	0	0	0	0	0	0
Double User Fee (FASTag Lane Violation) (Note-6)	645	60560	41	13530	24	3984	32	22720	0	0	0

Traffic and Revenue Receivable (Annual Pass - Note 7)		
Transaction Type	Car/Jeep Count	Total Car/ Jeep Amount (in Rs.)
1	2	3
Annual Pass	224	0

Total Non-Tollable Traffic Count Entry Details (Note-2)					
Transaction Type	Car/Jeep Count	Bus/Truck Count	LCV Count	MAV (Multi Axle Vehicle Count)	Three Axle Count
1	2	3	5	6	7
Reuse & Exit	1940	531	270	427	0
Exemption & Violation	3828	218	116	129	0

Notes

1. Fee for Fastag vehicles passing two toll plazas, is collected at two plazas in few cases and therefore section wise traffic details will not be available at one plaza for same.
2. All Non-tollable traffic could not be recorded/reported due to unavailability of adequate Lanes & systems. Non-Tollable count includes Reuse of daily/return/monthly pass, exit trips, exemption and violations.
3. Reporting (FASTag/Cash/Card) - 12:00:00 AM to 11:59:59 PM.
4. Fastag Collection is net of Acquiring Bank Charges
5. FASTag Debit Adjustment/Chargeback Received from Bank (Net)
6. Double user fee (from cash vehicles entering dedicated Fastag lane) collected from vehicles are reported separately (count and revenue). These are included in vehicle category wise count and revenue.
7. Annual FASTag pass w.e.f. 15 August 2025 as per directions of MPCL vide letter no MPCL/DIC/2025/676 dated August 14, 2025.



MONTHLY/DAILY FEE STATEMENT

Project Highway: National Highway NH-48

Day/Month: 25-Sep-2025

Sr. No.	Name of Toll Plaza Location	Chainage
National Highway NH-48 (from Km. 20+400 to 131+200)		
1	Shilphata	103+350

Type of Vehicle	For corresponding day/month of previous year 25-Sep-2024		For preceding day/month 24-Sep-2025		For the day/month reported upon 25-Sep-2025		
	No. of Vehicles	Fee collected (in lakh Rs.)	No. of Vehicles	Fee collected (in lakh Rs.)	Fee per Vehicle (in Rs.)	No. of Vehicles	Fee collected (in lakh Rs.)
1	2	3	4	5	6	7	8
A-Car (Note-7)	4922	289741	5391	311246	Note-1	6363	368970
B-LCV	910	87934	880	83562		917	88840
C-Bus	2514	467443	2500	459191		2684	495920
D-Truck	0	0	0	0		0	0
E-Three-axle vehicle	0	0	0	0		0	0
F-Multi-axle Truck	4949	1867358	4757	1771477		4797	1787661
G-Oversized vehicle	0	0	0	0		0	0
FASTag Debit Adjustment/ Chargeback Received from Bank (Net) (Note-5)	0	651	0	297	Note-5	0	198
H- Total	13295	2713126	13528	2625774		14761	2741588

Day/Month wise Opening Balance of Toll Collection & Traffic

Day	25
Month	9
Year	2025
Toll Depositing Bank	State Bank Of India
Bank Account No.	39177623786

Transaction Type	Car/Jeep Count	Total Car/ Jeep Amount (in Rs.)	Bus/Truck Count	Total Bus / Truck Amount (in Rs.)	LCV Count	Total LCV Amount (in Rs.)	MAV (Multi Axle Vehicle Count)	Total MAV (Multi Axle Vehicle) Amount (in Rs.)	Three Axle Count	Three Axle Count Amount (in Rs.)	FASTag Debit Adjustment/ Chargeback Received from Bank (Net)
1	2	3	4	5	8	9	10	11	12	13	Note-5
Single Journey	3871	174163	2085	344740	637	52992	4351	1544427	0	0	198
Monthly Pass Sales	0	0	0	0	0	0	0	0	0	0	0
Daily Pass Sales	1679	118385	556	136990	254	31532	410	217674	0	0	0
Local Pass Sales	0	0	0	0	0	0	0	0	0	0	0
Return Pass Sales	0	0	0	0	0	0	0	0	0	0	0
Double User Fee (FASTag Lane Violation) (Note-6)	813	76422	43	14190	26	4316	36	25560	0	0	0

Traffic and Revenue Receivable (Annual Pass - Note 7)		
Transaction Type	Car/Jeep Count	Total Car/ Jeep Amount (in Rs.)
1	2	3
Annual Pass	280	0

Total Non-Tollable Traffic Count Entry Details (Note-2)					
Transaction Type	Car/Jeep Count	Bus/Truck Count	LCV Count	MAV (Multi Axle Vehicle Count)	Three Axle Count
1	2	3	5	6	7
Reuse & Exit	2218	619	341	459	0
Exemption & Violation	4198	225	138	126	0

Notes

1. Fee for Fastag vehicles passing two toll plazas, is collected at two plazas in few cases and therefore section wise traffic details will not be available at one plaza for same.
2. All Non-tollable traffic could not be recorded/reported due to unavailability of adequate Lanes & systems. Non-Tollable count includes Reuse of daily/return/monthly pass, exit trips, exemption and violations.
3. Reporting (FASTag/Cash/Card) - 12:00:00 AM to 11:59:59 PM.
4. Fastag Collection is net of Acquiring Bank Charges
5. FASTag Debit Adjustment/Chargeback Received from Bank (Net)
6. Double user fee (from cash vehicles entering dedicated Fastag lane) collected from vehicles are reported separately (count and revenue). These are included in vehicle category wise count and revenue.
7. Annual FASTag pass w.e.f. 15 August 2025 as per directions of MPCL vide letter no MPCL/DIC/2025/676 dated August 14, 2025.



MONTHLY/DAILY FEE STATEMENT

Project Highway: National Highway NH-48

Day/Month: 26-Sep-2025

Sr. No.	Name of Toll Plaza Location	Chainage
National Highway NH-48 (from Km. 20+400 to 131+200)		
1	Shilphata	103+350

Type of Vehicle	For corresponding day/month of previous year 26-Sep-2024		For preceding day/month 25-Sep-2025		For the day/month reported upon 26-Sep-2025		
	No. of Vehicles	Fee collected (in lakh Rs.)	No. of Vehicles	Fee collected (in lakh Rs.)	Fee per Vehicle (in Rs.)	No. of Vehicles	Fee collected (in lakh Rs.)
1	2	3	4	5	6	7	8
A-Car (Note-7)	5348	320942	6363	368970	Note-1	6012	341933
B-LCV	989	94901	917	88840		869	82955
C-Bus	2630	489963	2684	495920		2738	499129
D-Truck	0	0	0	0		0	0
E-Three-axle vehicle	0	0	0	0		0	0
F-Multi-axle Truck	4848	1833733	4797	1787661		4834	1811634
G-Oversized vehicle	0	0	0	0		0	0
FASTag Debit Adjustment/ Chargeback Received from Bank (Net) (Note-5)	0	299	0	198	Note-5	0	497
H- Total	13815	2739837	14761	2741588		14453	2736148

Day/Month wise Opening Balance of Toll Collection & Traffic

Day	26
Month	9
Year	2025
Toll Depositing Bank	State Bank Of India
Bank Account No.	39177623786

Transaction Type	Car/Jeep Count	Total Car/ Jeep Amount (in Rs.)	Bus/Truck Count	Total Bus / Truck Amount (in Rs.)	LCV Count	Total LCV Amount (in Rs.)	MAV (Multi Axle Vehicle Count)	Total MAV (Multi Axle Vehicle) Amount (in Rs.)	Three Axle Count	Three Axle Count Amount (in Rs.)	FASTag Debit Adjustment/ Chargeback Received from Bank (Net)
1	2	3	4	5	8	9	10	11	12	13	Note-5
Single Journey	3914	177783	2200	363626	635	53033	4333	1538167	0	0	497
Monthly Pass Sales	0	0	0	0	0	0	0	0	0	0	0
Daily Pass Sales	1408	99290	501	123293	213	26436	452	238678	0	0	0
Local Pass Sales	0	0	0	0	0	0	0	0	0	0	0
Return Pass Sales	0	0	0	0	0	0	0	0	0	0	0
Double User Fee (FASTag Lane Violation) (Note-6)	690	64860	37	12210	21	3486	49	34790	0	0	0

Traffic and Revenue Receivable (Annual Pass - Note 7)		
Transaction Type	Car/Jeep Count	Total Car/ Jeep Amount (in Rs.)
1	2	3
Annual Pass	250	0

Total Non-Tollable Traffic Count Entry Details (Note-2)					
Transaction Type	Car/Jeep Count	Bus/Truck Count	LCV Count	MAV (Multi Axle Vehicle Count)	Three Axle Count
1	2	3	5	6	7
Reuse & Exit	1863	551	288	480	0
Exemption & Violation	4191	264	96	125	0

Notes

1. Fee for Fastag vehicles passing two toll plazas, is collected at two plazas in few cases and therefore section wise traffic details will not be available at one plaza for same.
2. All Non-tollable traffic could not be recorded/reported due to unavailability of adequate Lanes & systems. Non-Tollable count includes Reuse of daily/return/monthly pass, exit trips, exemption and violations.
3. Reporting (FASTag/Cash/Card) - 12:00:00 AM to 11:59:59 PM.
4. Fastag Collection is net of Acquiring Bank Charges
5. FASTag Debit Adjustment/Chargeback Received from Bank (Net)
6. Double user fee (from cash vehicles entering dedicated Fastag lane) collected from vehicles are reported separately (count and revenue). These are included in vehicle category wise count and revenue.
7. Annual FASTag pass w.e.f. 15 August 2025 as per directions of MPCL vide letter no MPCL/DIC/2025/676 dated August 14, 2025.



MONTHLY/DAILY FEE STATEMENT

Project Highway: National Highway NH-48

Day/Month: 27-Sep-2025

Sr. No.	Name of Toll Plaza Location	Chainage
National Highway NH-48 (from Km. 20+400 to 131+200)		
1	Shilphata	103+350

Type of Vehicle	For corresponding day/month of previous year 27-Sep-2024		For preceding day/month 26-Sep-2025		For the day/month reported upon 27-Sep-2025		
	No. of Vehicles	Fee collected (in lakh Rs.)	No. of Vehicles	Fee collected (in lakh Rs.)	Fee per Vehicle (in Rs.)	No. of Vehicles	Fee collected (in lakh Rs.)
1	2	3	4	5	6	7	8
A-Car (Note-7)	5560	330255	6012	341933	Note-1	6613	377695
B-LCV	902	86873	869	82955		880	83695
C-Bus	2491	464197	2738	499129		2573	474883
D-Truck	0	0	0	0		0	0
E-Three-axle vehicle	0	0	0	0		0	0
F-Multi-axle Truck	4677	1763882	4834	1811634		4994	1869350
G-Oversized vehicle	0	0	0	0		0	0
FASTag Debit Adjustment/ Chargeback Received from Bank (Net) (Note-5)	0	779	0	497	Note-5	0	0
H- Total	13630	2645985	14453	2736148		15060	2805624

Day/Month wise Opening Balance of Toll Collection & Traffic

Day	27
Month	9
Year	2025
Toll Depositing Bank	State Bank Of India
Bank Account No.	39177623786

Transaction Type	Car/Jeep Count	Total Car/ Jeep Amount (in Rs.)	Bus/Truck Count	Total Bus / Truck Amount (in Rs.)	LCV Count	Total LCV Amount (in Rs.)	MAV (Multi Axle Vehicle Count)	Total MAV (Multi Axle Vehicle) Amount (in Rs.)	Three Axle Count	Three Axle Count Amount (in Rs.)	FASTag Debit Adjustment/ Chargeback Received from Bank (Net)
1	2	3	4	5	8	9	10	11	12	13	Note-5
Single Journey	4274	194794	2018	333650	648	54250	4475	1588905	0	0	0
Monthly Pass Sales	0	0	0	0	0	0	0	0	0	0	0
Daily Pass Sales	1577	111274	504	124403	214	26457	486	257015	0	0	0
Local Pass Sales	0	0	0	0	0	0	0	0	0	0	0
Return Pass Sales	0	0	0	0	0	0	0	0	0	0	0
Double User Fee (FASTag Lane Violation) (Note-6)	762	71628	51	16830	18	2988	33	23430	0	0	0

Traffic and Revenue Receivable (Annual Pass - Note 7)		
Transaction Type	Car/Jeep Count	Total Car/ Jeep Amount (in Rs.)
1	2	3
Annual Pass	283	0

Total Non-Tollable Traffic Count Entry Details (Note-2)					
Transaction Type	Car/Jeep Count	Bus/Truck Count	LCV Count	MAV (Multi Axle Vehicle Count)	Three Axle Count
1	2	3	5	6	7
Reuse & Exit	2088	571	279	499	0
Exemption & Violation	4227	153	95	127	0

Notes

1. Fee for Fastag vehicles passing two toll plazas, is collected at two plazas in few cases and therefore section wise traffic details will not be available at one plaza for same.
2. All Non-tollable traffic could not be recorded/reported due to unavailability of adequate Lanes & systems. Non-Tollable count includes Reuse of daily/return/monthly pass, exit trips, exemption and violations.
3. Reporting (FASTag/Cash/Card) - 12:00:00 AM to 11:59:59 PM.
4. Fastag Collection is net of Acquiring Bank Charges
5. FASTag Debit Adjustment/Chargeback Received from Bank (Net)
6. Double user fee (from cash vehicles entering dedicated Fastag lane) collected from vehicles are reported separately (count and revenue). These are included in vehicle category wise count and revenue.
7. Annual FASTag pass w.e.f. 15 August 2025 as per directions of MPCL vide letter no MPCL/DIC/2025/676 dated August 14, 2025.



MONTHLY/DAILY FEE STATEMENT

Project Highway: National Highway NH-48

Day/Month: 28-Sep-2025

Sr. No.	Name of Toll Plaza Location	Chainage
National Highway NH-48 (from Km. 20+400 to 131+200)		
1	Shilphata	103+350

Type of Vehicle	For corresponding day/month of previous year 28-Sep-2024		For preceding day/month 27-Sep-2025		For the day/month reported upon 28-Sep-2025		
	No. of Vehicles	Fee collected (in lakh Rs.)	No. of Vehicles	Fee collected (in lakh Rs.)	Fee per Vehicle (in Rs.)	No. of Vehicles	Fee collected (in lakh Rs.)
1	2	3	4	5	6	7	8
A-Car (Note-7)	6546	392340	6613	377695	Note-1	6465	376229
B-LCV	943	92183	880	83695		681	63969
C-Bus	2705	501824	2573	474883		2198	392971
D-Truck	0	0	0	0		0	0
E-Three-axle vehicle	0	0	0	0		0	0
F-Multi-axle Truck	4843	1824653	4994	1869350		4688	1732018
G-Oversized vehicle	0	0	0	0		0	0
FASTag Debit Adjustment/ Chargeback Received from Bank (Net) (Note-5)	0	452	0	0	Note-5	0	0
H- Total	15037	2811452	15060	2805624		14032	2565187


Day/Month wise Opening Balance of Toll Collection & Traffic

Day	28
Month	9
Year	2025
Toll Depositing Bank	State Bank Of India
Bank Account No.	39177623786

Transaction Type	Car/Jeep Count	Total Car/ Jeep Amount (in Rs.)	Bus/Truck Count	Total Bus / Truck Amount (in Rs.)	LCV Count	Total LCV Amount (in Rs.)	MAV (Multi Axle Vehicle Count)	Total MAV (Multi Axle Vehicle) Amount (in Rs.)	Three Axle Count	Three Axle Count Amount (in Rs.)	FASTag Debit Adjustment/ Chargeback Received from Bank (Net)
1	2	3	4	5	8	9	10	11	12	13	Note-5
Single Journey	4051	186288	1865	308016	523	43556	4327	1535386	0	0	0
Monthly Pass Sales	2	719	0	0	0	0	0	0	0	0	0
Daily Pass Sales	1598	112707	298	73406	140	17425	330	174622	0	0	0
Local Pass Sales	0	0	0	0	0	0	0	0	0	0	0
Return Pass Sales	0	0	0	0	0	0	0	0	0	0	0
Double User Fee (FASTag Lane Violation) (Note-6)	814	76516	35	11550	18	2988	31	22010	0	0	0

Traffic and Revenue Receivable (Annual Pass - Note 7)		
Transaction Type	Car/Jeep Count	Total Car/ Jeep Amount (in Rs.)
1	2	3
Annual Pass	197	0

Total Non-Tollable Traffic Count Entry Details (Note-2)					
Transaction Type	Car/Jeep Count	Bus/Truck Count	LCV Count	MAV (Multi Axle Vehicle Count)	Three Axle Count
1	2	3	5	6	7
Reuse & Exit	1942	329	187	338	0
Exemption & Violation	4073	130	51	67	0



Notes

1. Fee for Fastag vehicles passing two toll plazas, is collected at two plazas in few cases and therefore section wise traffic details will not be available at one plaza for same.
2. All Non-tollable traffic could not be recorded/reported due to unavailability of adequate Lanes & systems. Non-Tollable count includes Reuse of daily/return/monthly pass, exit trips, exemption and violations.
3. Reporting (FASTag/Cash/Card) - 12:00:00 AM to 11:59:59 PM.
4. Fastag Collection is net of Acquiring Bank Charges
5. FASTag Debit Adjustment/Chargeback Received from Bank (Net)
6. Double user fee (from cash vehicles entering dedicated Fastag lane) collected from vehicles are reported separately (count and revenue). These are included in vehicle category wise count and revenue.
7. Annual FASTag pass w.e.f. 15 August 2025 as per directions of MPEL vide letter no MPEL/DIC/2025/676 dated August 14, 2025.

MONTHLY/DAILY FEE STATEMENT

Project Highway: National Highway NH-48

Day/Month: 29-Sep-2025

Sr. No.	Name of Toll Plaza Location	Chainage
National Highway NH-48 (from Km. 20+400 to 131+200)		
1	Shilphata	103+350

Type of Vehicle	For corresponding day/month of previous year 29-Sep-2024		For preceding day/month 28-Sep-2025		For the day/month reported upon 29-Sep-2025		
	No. of Vehicles	Fee collected (in lakh Rs.)	No. of Vehicles	Fee collected (in lakh Rs.)	Fee per Vehicle (in Rs.)	No. of Vehicles	Fee collected (in lakh Rs.)
1	2	3	4	5	6	7	8
A-Car (Note-7)	6757	411291	6465	376229	Note-1	6140	350309
B-LCV	807	76373	681	63969		884	88198
C-Bus	2240	409806	2198	392971		2414	443415
D-Truck	0	0	0	0		0	0
E-Three-axle vehicle	0	0	0	0		0	0
F-Multi-axle Truck	4649	1752836	4688	1732018		3888	1443024
G-Oversized vehicle	0	0	0	0		0	0
FASTag Debit Adjustment/ Chargeback Received from Bank (Net) (Note-5)	0	0	0	0	Note-5	0	1593
H- Total	14453	2650306	14032	2565187		13326	2326539

Day/Month wise Opening Balance of Toll Collection & Traffic

Day	29
Month	9
Year	2025
Toll Depositing Bank	State Bank Of India
Bank Account No.	39177623786

Transaction Type	Car/Jeep Count	Total Car/ Jeep Amount (in Rs.)	Bus/Truck Count	Total Bus / Truck Amount (in Rs.)	LCV Count	Total LCV Amount (in Rs.)	MAV (Multi Axle Vehicle Count)	Total MAV (Multi Axle Vehicle) Amount (in Rs.)	Three Axle Count	Three Axle Count Amount (in Rs.)	FASTag Debit Adjustment/ Chargeback Received from Bank (Net)
1	2	3	4	5	8	9	10	11	12	13	Note-5
Single Journey	3905	175608	1906	314927	636	53311	3553	1262171	0	0	1593
Monthly Pass Sales	2	719	0	0	2	3743	0	0	0	0	0
Daily Pass Sales	1528	107713	466	114628	230	28488	312	164523	0	0	0
Local Pass Sales	0	0	0	0	0	0	0	0	0	0	0
Return Pass Sales	0	0	0	0	0	0	0	0	0	0	0
Double User Fee (FASTag Lane Violation) (Note-6)	705	66270	42	13860	16	2656	23	16330	0	0	0

Traffic and Revenue Receivable (Annual Pass - Note 7)		
Transaction Type	Car/Jeep Count	Total Car/ Jeep Amount (in Rs.)
1	2	3
Annual Pass	197	0

Total Non-Tollable Traffic Count Entry Details (Note-2)					
Transaction Type	Car/Jeep Count	Bus/Truck Count	LCV Count	MAV (Multi Axle Vehicle Count)	Three Axle Count
1	2	3	5	6	7
Reuse & Exit	2049	528	301	322	0
Exemption & Violation	4013	188	82	88	0

Notes

1. Fee for Fastag vehicles passing two toll plazas, is collected at two plazas in few cases and therefore section wise traffic details will not be available at one plaza for same.
2. All Non-tollable traffic could not be recorded/reported due to unavailability of adequate Lanes & systems. Non-Tollable count includes Reuse of daily/return/monthly pass, exit trips, exemption and violations.
3. Reporting (FASTag/Cash/Card) - 12:00:00 AM to 11:59:59 PM.
4. Fastag Collection is net of Acquiring Bank Charges
5. FASTag Debit Adjustment/Chargeback Received from Bank (Net)
6. Double user fee (from cash vehicles entering dedicated Fastag lane) collected from vehicles are reported separately (count and revenue). These are included in vehicle category wise count and revenue.
7. Annual FASTag pass w.e.f. 15 August 2025 as per directions of MPCL vide letter no MPCL/DIC/2025/676 dated August 14, 2025.



MONTHLY/DAILY FEE STATEMENT

Project Highway: National Highway NH-48

Day/Month: 30-Sep-2025

Sr. No.	Name of Toll Plaza Location	Chainage
National Highway NH-48 (from Km. 20+400 to 131+200)		
1	Shilphata	103+350

Type of Vehicle	For corresponding day/month of previous year 30-Sep-2024		For preceding day/month 29-Sep-2025		For the day/month reported upon 30-Sep-2025		
	No. of Vehicles	Fee collected (in lakh Rs.)	No. of Vehicles	Fee collected (in lakh Rs.)	Fee per Vehicle (in Rs.)	No. of Vehicles	Fee collected (in lakh Rs.)
1	2	3	4	5	6	7	8
A-Car (Note-7)	5737	352118	6140	350309	Note-1	5804	338853
B-LCV	920	102859	884	88198		904	102097
C-Bus	2561	479848	2414	443415		2738	507677
D-Truck	0	0	0	0		0	0
E-Three-axle vehicle	0	0	0	0		0	0
F-Multi-axle Truck	4119	1571569	3888	1443024		4799	1784024
G-Oversized vehicle	0	0	0	0		0	0
FASTag Debit Adjustment/ Chargeback Received from Bank (Net) (Note-5)	0	4426	0	1593	Note-5	0	1935
H- Total	13337	2510819	13326	2326539		14245	2734586

Day/Month wise Opening Balance of Toll Collection & Traffic

Day	30
Month	9
Year	2025
Toll Depositing Bank	State Bank Of India
Bank Account No.	39177623786

Transaction Type	Car/Jeep Count	Total Car/ Jeep Amount (in Rs.)	Bus/Truck Count	Total Bus / Truck Amount (in Rs.)	LCV Count	Total LCV Amount (in Rs.)	MAV (Multi Axle Vehicle Count)	Total MAV (Multi Axle Vehicle) Amount (in Rs.)	Three Axle Count	Three Axle Count Amount (in Rs.)	FASTag Debit Adjustment/ Chargeback Received from Bank (Net)
1	2	3	4	5	8	9	10	11	12	13	Note-5
Single Journey	3656	164852	2177	359563	662	55145	4369	1551695	0	0	1935
Monthly Pass Sales	10	5360	1	4941	7	17399	0	0	0	0	0
Daily Pass Sales	1379	97294	499	123043	215	26233	403	213159	0	0	0
Local Pass Sales	0	0	0	0	0	0	0	0	0	0	0
Return Pass Sales	0	0	0	0	0	0	0	0	0	0	0
Double User Fee (FASTag Lane Violation) (Note-6)	759	71346	61	20130	20	3320	27	19170	0	0	0

Traffic and Revenue Receivable (Annual Pass - Note 7)		
Transaction Type	Car/Jeep Count	Total Car/ Jeep Amount (in Rs.)
1	2	3
Annual Pass	238	0

Total Non-Tollable Traffic Count Entry Details (Note-2)					
Transaction Type	Car/Jeep Count	Bus/Truck Count	LCV Count	MAV (Multi Axle Vehicle Count)	Three Axle Count
1	2	3	5	6	7
Reuse & Exit	1926	560	282	414	0
Exemption & Violation	3923	208	117	103	0

Notes

- Fee for Fastag vehicles passing two toll plazas, is collected at two plazas in few cases and therefore section wise traffic details will not be available at one plaza for same.
- All Non-tollable traffic could not be recorded/reported due to unavailability of adequate Lanes & systems. Non-Tollable count includes Reuse of daily/return/monthly pass, exit trips, exemption and violations.
- Reporting (FASTag/Cash/Card) - 12:00:00 AM to 11:59:59 PM.
- Fastag Collection is net of Acquiring Bank Charges
- FASTag Debit Adjustment/Chargeback Received from Bank (Net)
- Double user fee (from cash vehicles entering dedicated Fastag lane) collected from vehicles are reported separately (count and revenue). These are included in vehicle category wise count and revenue.
- Annual FASTag pass w.e.f. 15 August 2025 as per directions of MPEL vide letter no MPEL/DIC/2025/676 dated August 14, 2025.

