

MONTHLY/DAILY FEE STATEMENT

Project Highway: National Highway NH-48

Day/Month: 01-May-2026

Sr. No.	Name of Toll Plaza Location	Chainage
National Highway NH-48 (from Km. 20+400 to 131+200)		
1	Somatne Phata	30+050

Type of Vehicle	For corresponding day/month of previous year 1-May-2025		For preceding day/month 30-Apr-2026		For the day/month reported upon 1-May-2026		
	No. of Vehicles	Fee collected (in Rs.)	No. of Vehicles	Fee collected (in Rs.)	Fee per Vehicle (in Rs.)	No. of Vehicles	Fee collected (in Rs.)
1	2	3	4	5	6	7	8
A-Car (Note-7)	15459	928017	13468	892310	Note-1	16239	1061225
B-LCV	637	66612	1228	243275		817	242151
C- Bus	1169	276650	1520	461126		1133	414518
D-Truck	0	0	0	0		0	0
E-Three-axle vehicle	0	0	0	0		0	0
F-Multi-axle Truck	1762	641972	1962	858435		1632	707492
G-Oversized vehicle	0	0	0	0	0	0	
FASTag Debit Adjustment/ Chargeback Received from Bank (Net) (Note-5)	0	0	0	108929	Note-5	0	0
H- Total	19027	1913251	18178	2564075		19821	2425387

Day/Month wise Opening Balance of Toll Collection & Traffic

Day	1
Month	5
Year	2026
Toll Depositing Bank	State Bank Of India
Bank Account No.	39177623786

Transaction Type	Car/Jeep Count	Total Car/ Jeep Amount (in Rs.)	Bus/Truck Count	Total Bus / Truck Amount (in Rs.)	LCV Count	Total LCV Amount (in Rs.)	MAV (Multi Axle Vehicle Count)	Total MAV (Multi Axle Vehicle) Amount (in Rs.)	Three Axle Count	Three Axle Count Amount (in Rs.)	FASTag Debit Adjustment/ Chargeback Received from Bank (Net)
1	2	3	4	5	8	9	10	11	12	13	Note-5
Single Journey	10362	567282	848	162920	555	54262	1544	635874	0	0	0
Monthly Pass Sales	20	24317	30	177346	55	158120	2	18477	0	0	0
Daily Pass Sales	4618	376368	242	70576	191	27777	80	50059	0	0	0
Local Pass Sales	0	0	0	0	0	0	0	0	0	0	0
Return Pass Sales	0	0	0	0	0	0	0	0	0	0	0
Double User Fee (FASTag Lane Violation) (Note-6)	228	24878	4	1528	1	192	0	0	0	0	0
1.25 times User Fee via UPI (FASTag Lane Violation) (Note-9)	1011	68380	9	2149	15	1800	6	3083	0	0	0

Traffic and Revenue Receivable (Annual Pass - Note 7)		
Transaction Type	Car/Jeep Count	Total Car/ Jeep Amount (in Rs.)
1	2	3
Annual Pass	2448	159511

Total Non-Tollable Traffic Count Entry Details (Note-2)					
Transaction Type	Car/Jeep Count	Bus/Truck Count	LCV Count	MAV (Multi Axle Vehicle Count)	Three Axle Count
1	2	3	5	6	7
Reuse & Exit	4976	408	324	89	0
Exemption & Violation	22146	459	152	142	0

Notes

1. Fee for Fastag vehicles passing two toll plazas, is collected at two plazas in few cases and therefore section wise traffic details will not be available at one plaza for same.
2. All Non-tollable traffic could not be recorded/reported due to unavailability of adequate Lanes & systems. Non-Tollable count includes Reuse of daily/return/monthly pass, exit trips, exemption and violations.
3. Reporting (FASTag/Cash/Card) - 12:00:00 AM to 11:59:59 PM.
4. Fastag Collection is net of Acquiring Bank Charges
5. FASTag Debit Adjustment/Chargeback Received from Bank (Net)
6. Double user fee (from cash vehicles entering dedicated Fastag lane) collected from vehicles are reported separately (count and revenue). These are included in vehicle category wise count and revenue.
7. Annual FASTag pass w.e.f. 15 August 2025 as per directions of MPEL vide letter no MPEL/DIC/2025/676 dated August 14, 2025.
8. Annual Pass Toll Revenue receivable (as given in the table above) is not included in the column 'Fee Collected'.
9. '1.25' times User Fee via UPI for vehicles without a valid FASTag w.e.f. 15 November 2025 as per directions of MPEL vide letter no MPEL/02/DIC/968 dated 10 November 2025.



MONTHLY/DAILY FEE STATEMENT

Project Highway: National Highway NH-48

Day/Month: 02-May-2026

Sr. No.	Name of Toll Plaza Location	Chainage
National Highway NH-48 (from Km. 20+400 to 131+200)		
1	Somatne Phata	30+050

Type of Vehicle	For corresponding day/month of previous year 2-May-2025		For preceding day/month 1-May-2026		For the day/month reported upon 2-May-2026		
	No. of Vehicles	Fee collected (in Rs.)	No. of Vehicles	Fee collected (in Rs.)	Fee per Vehicle (in Rs.)	No. of Vehicles	Fee collected (in Rs.)
1	2	3	4	5	6	7	8
A-Car (Note-7)	13296	816540	16239	1061225	Note-1	14507	960005
B-LCV	920	102684	817	242151		960	151053
C- Bus	1281	343277	1133	414518		1250	422276
D-Truck	0	0	0	0		0	0
E-Three-axle vehicle	0	0	0	0		0	0
F-Multi-axle Truck	1689	634881	1632	707492		1579	713659
G-Oversized vehicle	0	0	0	0	0	0	
FASTag Debit Adjustment/ Chargeback Received from Bank (Net) (Note-5)	0	1463	0	0	Note-5	0	1349
H- Total	17186	1898845	19821	2425387		18296	2248341

Day/Month wise Opening Balance of Toll Collection & Traffic

Day	2
Month	5
Year	2026
Toll Depositing Bank	State Bank Of India
Bank Account No.	39177623786


Transaction Type	Car/Jeep Count	Total Car/ Jeep Amount (in Rs.)	Bus/Truck Count	Total Bus / Truck Amount (in Rs.)	LCV Count	Total LCV Amount (in Rs.)	MAV (Multi Axle Vehicle Count)	Total MAV (Multi Axle Vehicle) Amount (in Rs.)	Three Axle Count	Three Axle Count Amount (in Rs.)	FASTag Debit Adjustment/ Chargeback Received from Bank (Net)		
1	2	3	4	5	6	7	8	9	10	11	12	13	Note-5
Single Journey	9065	488374	882	169222	579	56124	1448	594158	0	0	0	1349	
Monthly Pass Sales	43	36236	27	154436	15	41686	7	43183	0	0	0	0	
Daily Pass Sales	4337	355194	317	92028	338	49378	118	72618	0	0	0	0	
Local Pass Sales	0	0	0	0	0	0	0	0	0	0	0	0	
Return Pass Sales	0	0	0	0	0	0	0	0	0	0	0	0	
Double User Fee (FASTag Lane Violation) (Note-6)	204	22286	6	2292	7	1344	2	1644	0	0	0	0	
1.25 times User Fee via UPI (FASTag Lane Violation) (Note-9)	858	57915	18	4298	21	2520	4	2055	0	0	0	0	

Traffic and Revenue Receivable (Annual Pass - Note 7)		
Transaction Type	Car/Jeep Count	Total Car/ Jeep Amount (in Rs.)
1	2	3
Annual Pass	2281	147622

Total Non-Tollable Traffic Count Entry Details (Note-2)					
Transaction Type	Car/Jeep Count	Bus/Truck Count	LCV Count	MAV (Multi Axle Vehicle Count)	Three Axle Count
1	2	3	4	5	6
Reuse & Exit	4871	561	621	131	0
Exemption & Violation	20291	564	307	427	0

Notes

1. Fee for Fastag vehicles passing two toll plazas, is collected at two plazas in few cases and therefore section wise traffic details will not be available at one plaza for same.
2. All Non-tollable traffic could not be recorded/reported due to unavailability of adequate Lanes & systems. Non-Tollable count includes Reuse of daily/return/monthly pass, exit trips, exemption and violations.
3. Reporting (FASTag/Cash/Card) - 12:00:00 AM to 11:59:59 PM.
4. Fastag Collection is net of Acquiring Bank Charges
5. FASTag Debit Adjustment/Chargeback Received from Bank (Net)
6. Double user fee (from cash vehicles entering dedicated Fastag lane) collected from vehicles are reported separately (count and revenue). These are included in vehicle category wise count and revenue.
7. Annual FASTag pass w.e.f. 15 August 2025 as per directions of MPEL vide letter no MPEL/DIC/2025/676 dated August 14, 2025.
8. Annual Pass Toll Revenue receivable (as given in the table above) is not included in the column 'Fee Collected'.
9. '1.25' times User Fee via UPI for vehicles without a valid FASTag w.e.f. 15 November 2025 as per directions of MPEL vide letter no MPEL/02/DIC/968 dated 10 November 2025.



MONTHLY/DAILY FEE STATEMENT

Project Highway: National Highway NH-48

Day/Month: 03-May-2026

Sr. No.	Name of Toll Plaza Location	Chainage
National Highway NH-48 (from Km. 20+400 to 131+200)		
1	Somatne Phata	30+050

Type of Vehicle	For corresponding day/month of previous year 3-May-2025		For preceding day/month 2-May-2026		For the day/month reported upon 3-May-2026		
	No. of Vehicles	Fee collected (in Rs.)	No. of Vehicles	Fee collected (in Rs.)	Fee per Vehicle (in Rs.)	No. of Vehicles	Fee collected (in Rs.)
1	2	3	4	5	6	7	8
A-Car (Note-7)	15011	873442	14507	960005	Note-1	15208	990762
B-LCV	939	94822	960	151053		735	105814
C- Bus	1418	303056	1250	422276		1192	302511
D-Truck	0	0	0	0		0	0
E-Three-axle vehicle	0	0	0	0		0	0
F-Multi-axle Truck	1968	727619	1579	713659		1495	628740
G-Oversized vehicle	0	0	0	0	0	0	
FASTag Debit Adjustment/ Chargeback Received from Bank (Net) (Note-5)	0	318	0	1349	Note-5	0	-95
H- Total	19336	1999258	18296	2248341		18630	2027732

Day/Month wise Opening Balance of Toll Collection & Traffic

Day	3
Month	5
Year	2026
Toll Depositing Bank	State Bank Of India
Bank Account No.	39177623786


Transaction Type	Car/Jeep Count	Total Car/ Jeep Amount (in Rs.)	Bus/Truck Count	Total Bus / Truck Amount (in Rs.)	LCV Count	Total LCV Amount (in Rs.)	MAV (Multi Axle Vehicle Count)	Total MAV (Multi Axle Vehicle) Amount (in Rs.)	Three Axle Count	Three Axle Count Amount (in Rs.)	FASTag Debit Adjustment/ Chargeback Received from Bank (Net)		
1	2	3	4	5	6	7	8	9	10	11	12	13	Note-5
Single Journey	9283	503061	873	166760	478	46850	1432	589448	0	0	0	-95	
Monthly Pass Sales	14	12608	8	45759	8	22999	0	0	0	0	0	0	
Daily Pass Sales	4727	385367	289	84310	222	32365	58	36107	0	0	0	0	
Local Pass Sales	0	0	0	0	0	0	0	0	0	0	0	0	
Return Pass Sales	0	0	0	0	0	0	0	0	0	0	0	0	
Double User Fee (FASTag Lane Violation) (Note-6)	227	24626	3	1146	5	960	2	1644	0	0	0	0	
1.25 times User Fee via UPI (FASTag Lane Violation) (Note-9)	957	65100	19	4536	22	2640	3	1541	0	0	0	0	

Traffic and Revenue Receivable (Annual Pass - Note 7)		
Transaction Type	Car/Jeep Count	Total Car/ Jeep Amount (in Rs.)
1	2	3
Annual Pass	2182	141413

Total Non-Tollable Traffic Count Entry Details (Note-2)					
Transaction Type	Car/Jeep Count	Bus/Truck Count	LCV Count	MAV (Multi Axle Vehicle Count)	Three Axle Count
1	2	3	4	5	6
Reuse & Exit	5209	595	469	67	0
Exemption & Violation	21082	584	224	277	0

Notes

1. Fee for Fastag vehicles passing two toll plazas, is collected at two plazas in few cases and therefore section wise traffic details will not be available at one plaza for same.
2. All Non-tollable traffic could not be recorded/reported due to unavailability of adequate Lanes & systems. Non-Tollable count includes Reuse of daily/return/monthly pass, exit trips, exemption and violations.
3. Reporting (FASTag/Cash/Card) - 12:00:00 AM to 11:59:59 PM.
4. FASTag Collection is net of Acquiring Bank Charges
5. FASTag Debit Adjustment/Chargeback Received from Bank (Net)
6. Double user fee (from cash vehicles entering dedicated Fastag lane) collected from vehicles are reported separately (count and revenue). These are included in vehicle category wise count and revenue.
7. Annual FASTag pass w.e.f. 15 August 2025 as per directions of MPEL vide letter no MPEL/DIC/2025/676 dated August 14, 2025.
8. Annual Pass Toll Revenue receivable (as given in the table above) is not included in the column 'Fee Collected'.
9. '1.25' times User Fee via UPI for vehicles without a valid FASTag w.e.f. 15 November 2025 as per directions of MPEL vide letter no MPEL/02/DIC/968 dated 10 November 2025.



MONTHLY/DAILY FEE STATEMENT

Project Highway: National Highway NH-48

Day/Month: 04-May-2026

Sr. No.	Name of Toll Plaza Location	Chainage
National Highway NH-48 (from Km. 20+400 to 131+200)		
1	Somatne Phata	30+050

Type of Vehicle	For corresponding day/month of previous year 4-May-2025		For preceding day/month 3-May-2026		For the day/month reported upon 4-May-2026		
	No. of Vehicles	Fee collected (in Rs.)	No. of Vehicles	Fee collected (in Rs.)	Fee per Vehicle (in Rs.)	No. of Vehicles	Fee collected (in Rs.)
1	2	3	4	5	6	7	8
A-Car (Note-7)	15456	899008	15208	990762	Note-1	11873	785223
B-LCV	636	63104	735	105814		1038	141857
C- Bus	1184	230889	1192	302511		1309	306320
D-Truck	0	0	0	0		0	0
E-Three-axle vehicle	0	0	0	0		0	0
F-Multi-axle Truck	1811	660700	1495	628740		1717	736213
G-Oversized vehicle	0	0	0	0		0	0
FASTag Debit Adjustment/ Chargeback Received from Bank (Net) (Note-5)	0	-82	0	-95	Note-5	0	1477
H- Total	19087	1853619	18630	2027732		15937	1971089

Day/Month wise Opening Balance of Toll Collection & Traffic

Day	4
Month	5
Year	2026
Toll Depositing Bank	State Bank Of India
Bank Account No.	39177623786

Transaction Type	Car/Jeep Count	Total Car/ Jeep Amount (in Rs.)	Bus/Truck Count	Total Bus / Truck Amount (in Rs.)	LCV Count	Total LCV Amount (in Rs.)	MAV (Multi Axle Vehicle Count)	Total MAV (Multi Axle Vehicle) Amount (in Rs.)	Three Axle Count	Three Axle Count Amount (in Rs.)	FASTag Debit Adjustment/ Chargeback Received from Bank (Net)		
1	2	3	4	5	6	7	8	9	10	11	12	13	Note-5
Single Journey	7197	386248	908	173505	593	57850	1570	646354	0	0	0	1477	
Monthly Pass Sales	24	22340	3	17160	7	20124	0	0	0	0	0	0	
Daily Pass Sales	3765	307859	372	107872	418	60978	138	84926	0	0	0	0	
Local Pass Sales	0	0	0	0	0	0	0	0	0	0	0	0	
Return Pass Sales	0	0	0	0	0	0	0	0	0	0	0	0	
Double User Fee (FASTag Lane Violation) (Note-6)	211	23008	11	4202	7	1344	1	822	0	0	0	0	
1.25 times User Fee via UPI (FASTag Lane Violation) (Note-9)	676	45768	15	3581	13	1560	8	4110	0	0	0	0	

Traffic and Revenue Receivable (Annual Pass - Note 7)		
Transaction Type	Car/Jeep Count	Total Car/ Jeep Amount (in Rs.)
1	2	3
Annual Pass	2178	142074

Total Non-Tollable Traffic Count Entry Details (Note-2)					
Transaction Type	Car/Jeep Count	Bus/Truck Count	LCV Count	MAV (Multi Axle Vehicle Count)	Three Axle Count
1	2	3	4	5	6
Reuse & Exit	4427	806	928	154	0
Exemption & Violation	21800	729	399	398	0

Notes

1. Fee for Fastag vehicles passing two toll plazas, is collected at two plazas in few cases and therefore section wise traffic details will not be available at one plaza for same.
2. All Non-tollable traffic could not be recorded/reported due to unavailability of adequate Lanes & systems. Non-Tollable count includes Reuse of daily/return/monthly pass, exit trips, exemption and violations.
3. Reporting (FASTag/Cash/Card) - 12:00:00 AM to 11:59:59 PM.
4. Fastag Collection is net of Acquiring Bank Charges
5. FASTag Debit Adjustment/Chargeback Received from Bank (Net)
6. Double user fee (from cash vehicles entering dedicated Fastag lane) collected from vehicles are reported separately (count and revenue). These are included in vehicle category wise count and revenue.
7. Annual FASTag pass w.e.f. 15 August 2025 as per directions of MPEL vide letter no MPEL/DIC/2025/676 dated August 14, 2025.
8. Annual Pass Toll Revenue receivable (as given in the table above) is not included in the column 'Fee Collected'.
9. '1.25' times User Fee via UPI for vehicles without a valid FASTag w.e.f. 15 November 2025 as per directions of MPEL vide letter no MPEL/02/DIC/968 dated 10 November 2025.



MONTHLY/DAILY FEE STATEMENT

Project Highway: National Highway NH-48

Day/Month: 05-May-2026

Sr. No.	Name of Toll Plaza Location	Chainage
National Highway NH-48 (from Km. 20+400 to 131+200)		
1	Somatne Phata	30+050

Type of Vehicle	For corresponding day/month of previous year 5-May-2025		For preceding day/month 4-May-2026		For the day/month reported upon 5-May-2026		
	No. of Vehicles	Fee collected (in Rs.)	No. of Vehicles	Fee collected (in Rs.)	Fee per Vehicle (in Rs.)	No. of Vehicles	Fee collected (in Rs.)
1	2	3	4	5	6	7	8
A-Car (Note-7)	12431	738283	11873	785223	Note-1	11230	760904
B-LCV	869	92015	1038	141857		1086	138651
C- Bus	1280	245106	1309	306320		1422	318142
D-Truck	0	0	0	0		0	0
E-Three-axle vehicle	0	0	0	0		0	0
F-Multi-axle Truck	1816	668835	1717	736213		1883	810095
G-Oversized vehicle	0	0	0	0	0	0	
FASTag Debit Adjustment/ Chargeback Received from Bank (Net) (Note-5)	0	1250	0	1477	Note-5	0	914
H- Total	16396	1745489	15937	1971089		15621	2028706

Day/Month wise Opening Balance of Toll Collection & Traffic

Day	5
Month	5
Year	2026
Toll Depositing Bank	State Bank Of India
Bank Account No.	39177623786

Transaction Type	Car/Jeep Count	Total Car/ Jeep Amount (in Rs.)	Bus/Truck Count	Total Bus / Truck Amount (in Rs.)	LCV Count	Total LCV Amount (in Rs.)	MAV (Multi Axle Vehicle Count)	Total MAV (Multi Axle Vehicle) Amount (in Rs.)	Three Axle Count	Three Axle Count Amount (in Rs.)	FASTag Debit Adjustment/ Chargeback Received from Bank (Net)		
1	2	3	4	5	6	7	8	9	10	11	12	13	Note-5
Single Journey	6313	339456	1008	193049	642	63305	1711	703923	0	0	0	914	
Monthly Pass Sales	18	22418	1	5720	4	11500	0	0	0	0	0	0	
Daily Pass Sales	4014	329787	388	112259	417	60654	164	101754	0	0	0	0	
Local Pass Sales	0	0	0	0	0	0	0	0	0	0	0	0	
Return Pass Sales	0	0	0	0	0	0	0	0	0	0	0	0	
Double User Fee (FASTag Lane Violation) (Note-6)	232	25166	8	3056	6	1152	1	822	0	0	0	0	
1.25 times User Fee via UPI (FASTag Lane Violation) (Note-9)	653	44078	17	4059	17	2040	7	3596	0	0	0	0	

Traffic and Revenue Receivable (Annual Pass - Note 7)		
Transaction Type	Car/Jeep Count	Total Car/ Jeep Amount (in Rs.)
1	2	3
Annual Pass	1956	127741

Total Non-Tollable Traffic Count Entry Details (Note-2)					
Transaction Type	Car/Jeep Count	Bus/Truck Count	LCV Count	MAV (Multi Axle Vehicle Count)	Three Axle Count
1	2	3	5	6	7
Reuse & Exit	4723	819	1003	194	0
Exemption & Violation	21020	735	392	428	0

Notes

1. Fee for Fastag vehicles passing two toll plazas, is collected at two plazas in few cases and therefore section wise traffic details will not be available at one plaza for same.
2. All Non-tollable traffic could not be recorded/reported due to unavailability of adequate Lanes & systems. Non-Tollable count includes Reuse of daily/return/monthly pass, exit trips, exemption and violations.
3. Reporting (FASTag/Cash/Card) - 12:00:00 AM to 11:59:59 PM.
4. FASTag Collection is net of Acquiring Bank Charges
5. FASTag Debit Adjustment/Chargeback Received from Bank (Net)
6. Double user fee (from cash vehicles entering dedicated Fastag lane) collected from vehicles are reported separately (count and revenue). These are included in vehicle category wise count and revenue.
7. Annual FASTag pass w.e.f. 15 August 2025 as per directions of MPEL vide letter no MPEL/DIC/2025/676 dated August 14, 2025.
8. Annual Pass Toll Revenue receivable (as given in the table above) is not included in the column 'Fee Collected'.
9. '1.25' times User Fee via UPI for vehicles without a valid FASTag w.e.f. 15 November 2025 as per directions of MPEL vide letter no MPEL/02/DIC/968 dated 10 November 2025.



MONTHLY/DAILY FEE STATEMENT

Project Highway: National Highway NH-48

Day/Month: 06-May-2026

Sr. No.	Name of Toll Plaza Location	Chainage
National Highway NH-48 (from Km. 20+400 to 131+200)		
1	Somatne Phata	30+050

Type of Vehicle	For corresponding day/month of previous year 6-May-2025		For preceding day/month 5-May-2026		For the day/month reported upon 6-May-2026		
	No. of Vehicles	Fee collected (in Rs.)	No. of Vehicles	Fee collected (in Rs.)	Fee per Vehicle (in Rs.)	No. of Vehicles	Fee collected (in Rs.)
1	2	3	4	5	6	7	8
A-Car (Note-7)	11083	652088	11230	760904	Note-1	11805	778752
B-LCV	897	90565	1086	138651		1117	133734
C-Bus	1326	261516	1422	318142		1349	296428
D-Truck	0	0	0	0		0	0
E-Three-axle vehicle	0	0	0	0		0	0
F-Multi-axle Truck	1848	684853	1883	810095		1860	799154
G-Oversized vehicle	0	0	0	0	0	0	
FASTag Debit Adjustment/ Chargeback Received from Bank (Net) (Note-5)	0	0	0	914	Note-5	0	632
H- Total	15154	1689022	15621	2028706		16131	2008700

Day/Month wise Opening Balance of Toll Collection & Traffic

Day	6
Month	5
Year	2026
Toll Depositing Bank	State Bank Of India
Bank Account No.	39177623786


Transaction Type	Car/Jeep Count	Total Car/ Jeep Amount (in Rs.)	Bus/Truck Count	Total Bus / Truck Amount (in Rs.)	LCV Count	Total LCV Amount (in Rs.)	MAV (Multi Axle Vehicle Count)	Total MAV (Multi Axle Vehicle) Amount (in Rs.)	Three Axle Count	Three Axle Count Amount (in Rs.)	FASTag Debit Adjustment/ Chargeback Received from Bank (Net)
1	2	3	4	5	8	9	10	11	12	13	Note-5
Single Journey	6785	363491	963	184834	674	66252	1699	699959	0	0	632
Monthly Pass Sales	8	8899	0	0	1	2875	0	0	0	0	0
Daily Pass Sales	4146	339770	357	103667	414	60455	153	94777	0	0	0
Local Pass Sales	0	0	0	0	0	0	0	0	0	0	0
Return Pass Sales	0	0	0	0	0	0	0	0	0	0	0
Double User Fee (FASTag Lane Violation) (Note-6)	197	21276	7	2674	11	2112	1	822	0	0	0
1.25 times User Fee via UPI (FASTag Lane Violation) (Note-9)	669	45316	22	5253	17	2040	7	3596	0	0	0

Traffic and Revenue Receivable (Annual Pass - Note 7)		
Transaction Type	Car/Jeep Count	Total Car/ Jeep Amount (in Rs.)
1	2	3
Annual Pass	1966	128005

Total Non-Tollable Traffic Count Entry Details (Note-2)					
Transaction Type	Car/Jeep Count	Bus/Truck Count	LCV Count	MAV (Multi Axle Vehicle Count)	Three Axle Count
1	2	3	5	6	7
Reuse & Exit	4896	810	985	171	0
Exemption & Violation	21956	640	362	241	0

Notes

1. Fee for Fastag vehicles passing two toll plazas, is collected at two plazas in few cases and therefore section wise traffic details will not be available at one plaza for same.
2. All Non-tollable traffic could not be recorded/reported due to unavailability of adequate Lanes & systems. Non-Tollable count includes Reuse of daily/return/monthly pass, exit trips, exemption and violations.
3. Reporting (FASTag/Cash/Card) - 12:00:00 AM to 11:59:59 PM.
4. Fastag Collection is net of Acquiring Bank Charges
5. FASTag Debit Adjustment/Chargeback Received from Bank (Net)
6. Double user fee (from cash vehicles entering dedicated Fastag lane) collected from vehicles are reported separately (count and revenue). These are included in vehicle category wise count and revenue.
7. Annual FASTag pass w.e.f. 15 August 2025 as per directions of MPEL vide letter no MPEL/DIC/2025/676 dated August 14, 2025.
8. Annual Pass Toll Revenue receivable (as given in the table above) is not included in the column 'Fee Collected'.
9. '1.25' times User Fee via UPI for vehicles without a valid FASTag w.e.f. 15 November 2025 as per directions of MPEL vide letter no MPEL/02/DIC/968 dated 10 November 2025.



MONTHLY/DAILY FEE STATEMENT

Project Highway: National Highway NH-48

Day/Month: 07-May-2026

Sr. No.	Name of Toll Plaza Location	Chainage
National Highway NH-48 (from Km. 20+400 to 131+200)		
1	Somatne Phata	30+050

Type of Vehicle	For corresponding day/month of previous year 7-May-2025		For preceding day/month 6-May-2026		For the day/month reported upon 7-May-2026		
	No. of Vehicles	Fee collected (in Rs.)	No. of Vehicles	Fee collected (in Rs.)	Fee per Vehicle (in Rs.)	No. of Vehicles	Fee collected (in Rs.)
1	2	3	4	5	6	7	8
A-Car (Note-7)	11323	724477	11805	778752	Note-1	12276	808754
B-LCV	935	94500	1117	133734		1145	140325
C- Bus	1413	271226	1349	296428		1382	304492
D-Truck	0	0	0	0		0	0
E-Three-axle vehicle	0	0	0	0		0	0
F-Multi-axle Truck	1921	709651	1860	799154		1979	853542
G-Oversized vehicle	0	0	0	0		0	0
FASTag Debit Adjustment/ Chargeback Received from Bank (Net) (Note-5)	0	2076	0	632	Note-5	0	1575
H- Total	15592	1801931	16131	2008700		16782	2108687

Day/Month wise Opening Balance of Toll Collection & Traffic

Day	7
Month	5
Year	2026
Toll Depositing Bank	State Bank Of India
Bank Account No.	39177623786

Transaction Type	Car/Jeep Count	Total Car/ Jeep Amount (in Rs.)	Bus/Truck Count	Total Bus / Truck Amount (in Rs.)	LCV Count	Total LCV Amount (in Rs.)	MAV (Multi Axle Vehicle Count)	Total MAV (Multi Axle Vehicle) Amount (in Rs.)	Three Axle Count	Three Axle Count Amount (in Rs.)	FASTag Debit Adjustment/ Chargeback Received from Bank (Net)
1	2	3	4	5	8	9	10	11	12	13	Note-5
Single Journey	7092	382377	973	186751	686	67299	1794	738241	0	0	1575
Monthly Pass Sales	8	7726	0	0	2	5750	0	0	0	0	0
Daily Pass Sales	4252	348221	385	111009	427	62812	181	112629	0	0	0
Local Pass Sales	0	0	0	0	0	0	0	0	0	0	0
Return Pass Sales	0	0	0	0	0	0	0	0	0	0	0
Double User Fee (FASTag Lane Violation) (Note-6)	199	21492	7	2674	12	2304	2	1644	0	0	0
1.25 times User Fee via UPI (FASTag Lane Violation) (Note-9)	725	48938	17	4059	18	2160	2	1028	0	0	0

Traffic and Revenue Receivable (Annual Pass - Note 7)		
Transaction Type	Car/Jeep Count	Total Car/ Jeep Amount (in Rs.)
1	2	3
Annual Pass	2046	132034

Total Non-Tollable Traffic Count Entry Details (Note-2)					
Transaction Type	Car/Jeep Count	Bus/Truck Count	LCV Count	MAV (Multi Axle Vehicle Count)	Three Axle Count
1	2	3	5	6	7
Reuse & Exit	5003	795	987	200	0
Exemption & Violation	21310	652	370	586	0

Notes

1. Fee for Fastag vehicles passing two toll plazas, is collected at two plazas in few cases and therefore section wise traffic details will not be available at one plaza for same.
2. All Non-tollable traffic could not be recorded/reported due to unavailability of adequate Lanes & systems. Non-Tollable count includes Reuse of daily/return/monthly pass, exit trips, exemption and violations.
3. Reporting (FASTag/Cash/Card) - 12:00:00 AM to 11:59:59 PM.
4. Fastag Collection is net of Acquiring Bank Charges
5. FASTag Debit Adjustment/Chargeback Received from Bank (Net)
6. Double user fee (from cash vehicles entering dedicated Fastag lane) collected from vehicles are reported separately (count and revenue). These are included in vehicle category wise count and revenue.
7. Annual FASTag pass w.e.f. 15 August 2025 as per directions of MPEL vide letter no MPEL/DIC/2025/676 dated August 14, 2025.
8. Annual Pass Toll Revenue receivable (as given in the table above) is not included in the column 'Fee Collected'.
9. '1.25' times User Fee via UPI for vehicles without a valid FASTag w.e.f. 15 November 2025 as per directions of MPEL vide letter no MPEL/02/DIC/968 dated 10 November 2025.



MONTHLY/DAILY FEE STATEMENT

Project Highway: National Highway NH-48

Day/Month: 08-May-2026

Sr. No.	Name of Toll Plaza Location	Chainage
National Highway NH-48 (from Km. 20+400 to 131+200)		
1	Somatne Phata	30+050

Type of Vehicle	For corresponding day/month of previous year 8-May-2025		For preceding day/month 7-May-2026		For the day/month reported upon 8-May-2026		
	No. of Vehicles	Fee collected (in Rs.)	No. of Vehicles	Fee collected (in Rs.)	Fee per Vehicle (in Rs.)	No. of Vehicles	Fee collected (in Rs.)
1	2	3	4	5	6	7	8
A-Car (Note-7)	11939	709332	12276	808754	Note-1	13104	853431
B-LCV	971	111850	1145	140325		1151	214424
C- Bus	1433	298985	1382	304492		1428	325601
D-Truck	0	0	0	0		0	0
E-Three-axle vehicle	0	0	0	0		0	0
F-Multi-axle Truck	1908	713450	1979	853542		1990	862631
G-Oversized vehicle	0	0	0	0		0	0
FASTag Debit Adjustment/ Chargeback Received from Bank (Net) (Note-5)	0	1060	0	1575	Note-5	0	1113
H- Total	16251	1834676	16782	2108687		17673	2257201

Day/Month wise Opening Balance of Toll Collection & Traffic

Day	8
Month	5
Year	2026
Toll Depositing Bank	State Bank Of India
Bank Account No.	39177623786


Transaction Type	Car/Jeep Count	Total Car/ Jeep Amount (in Rs.)	Bus/Truck Count	Total Bus / Truck Amount (in Rs.)	LCV Count	Total LCV Amount (in Rs.)	MAV (Multi Axle Vehicle Count)	Total MAV (Multi Axle Vehicle) Amount (in Rs.)	Three Axle Count	Three Axle Count Amount (in Rs.)	FASTag Debit Adjustment/ Chargeback Received from Bank (Net)		
1	2	3	4	5	6	7	8	9	10	11	12	13	Note-5
Single Journey	7835	421626	1002	192069	675	66374	1822	747404	0	0	0	1113	
Monthly Pass Sales	4	462	2	11440	29	83372	2	12338	0	0	0	0	
Daily Pass Sales	4276	350213	388	112064	416	60454	161	100321	0	0	0	0	
Local Pass Sales	0	0	0	0	0	0	0	0	0	0	0	0	
Return Pass Sales	0	0	0	0	0	0	0	0	0	0	0	0	
Double User Fee (FASTag Lane Violation) (Note-6)	250	27110	10	3820	7	1344	0	0	0	0	0	0	
1.25 times User Fee via UPI (FASTag Lane Violation) (Note-9)	739	50020	26	6208	24	2880	5	2569	0	0	0	0	

Traffic and Revenue Receivable (Annual Pass - Note 7)		
Transaction Type	Car/Jeep Count	Total Car/ Jeep Amount (in Rs.)
1	2	3
Annual Pass	2142	139035

Total Non-Tollable Traffic Count Entry Details (Note-2)					
Transaction Type	Car/Jeep Count	Bus/Truck Count	LCV Count	MAV (Multi Axle Vehicle Count)	Three Axle Count
1	2	3	4	5	6
Reuse & Exit	5062	845	987	199	0
Exemption & Violation	21412	740	373	570	0

Notes

1. Fee for Fastag vehicles passing two toll plazas, is collected at two plazas in few cases and therefore section wise traffic details will not be available at one plaza for same.
2. All Non-tollable traffic could not be recorded/reported due to unavailability of adequate Lanes & systems. Non-Tollable count includes Reuse of daily/return/monthly pass, exit trips, exemption and violations.
3. Reporting (FASTag/Cash/Card) - 12:00:00 AM to 11:59:59 PM.
4. Fastag Collection is net of Acquiring Bank Charges
5. FASTag Debit Adjustment/Chargeback Received from Bank (Net)
6. Double user fee (from cash vehicles entering dedicated Fastag lane) collected from vehicles are reported separately (count and revenue). These are included in vehicle category wise count and revenue.
7. Annual FASTag pass w.e.f. 15 August 2025 as per directions of MPEL vide letter no MPEL/DIC/2025/676 dated August 14, 2025.
8. Annual Pass Toll Revenue receivable (as given in the table above) is not included in the column 'Fee Collected'.
9. '1.25' times User Fee via UPI for vehicles without a valid FASTag w.e.f. 15 November 2025 as per directions of MPEL vide letter no MPEL/02/DIC/968 dated 10 November 2025.



MONTHLY/DAILY FEE STATEMENT

Project Highway: National Highway NH-48

Day/Month: 09-May-2026

Sr. No.	Name of Toll Plaza Location	Chainage
National Highway NH-48 (from Km. 20+400 to 131+200)		
1	Somatne Phata	30+050

Type of Vehicle	For corresponding day/month of previous year 9-May-2025		For preceding day/month 8-May-2026		For the day/month reported upon 9-May-2026		
	No. of Vehicles	Fee collected (in Rs.)	No. of Vehicles	Fee collected (in Rs.)	Fee per Vehicle (in Rs.)	No. of Vehicles	Fee collected (in Rs.)
1	2	3	4	5	6	7	8
A-Car (Note-7)	12794	746208	13104	853431	Note-1	15398	991173
B-LCV	995	112872	1151	214424		1022	116597
C- Bus	1470	295419	1428	325601		1340	294637
D-Truck	0	0	0	0		0	0
E-Three-axle vehicle	0	0	0	0		0	0
F-Multi-axle Truck	1971	731697	1990	862631		1974	847702
G-Oversized vehicle	0	0	0	0		0	0
FASTag Debit Adjustment/ Chargeback Received from Bank (Net) (Note-5)	0	1143	0	1113	Note-5	0	979
H- Total	17230	1887339	17673	2257201		19734	2251088

Day/Month wise Opening Balance of Toll Collection & Traffic

Day	9
Month	5
Year	2026
Toll Depositing Bank	State Bank Of India
Bank Account No.	39177623786

Transaction Type	Car/Jeep Count	Total Car/ Jeep Amount (in Rs.)	Bus/Truck Count	Total Bus / Truck Amount (in Rs.)	LCV Count	Total LCV Amount (in Rs.)	MAV (Multi Axle Vehicle Count)	Total MAV (Multi Axle Vehicle) Amount (in Rs.)	Three Axle Count	Three Axle Count Amount (in Rs.)	FASTag Debit Adjustment/ Chargeback Received from Bank (Net)
1	2	3	4	5	8	9	10	11	12	13	Note-5
Single Journey	9471	511371	949	181368	684	67401	1806	743582	0	0	979
Monthly Pass Sales	1	1617	0	0	0	0	0	0	0	0	0
Daily Pass Sales	4668	381768	368	106918	307	44899	161	99907	0	0	0
Local Pass Sales	0	0	0	0	0	0	0	0	0	0	0
Return Pass Sales	0	0	0	0	0	0	0	0	0	0	0
Double User Fee (FASTag Lane Violation) (Note-6)	266	29092	6	2292	8	1536	2	1644	0	0	0
1.25 times User Fee via UPI (FASTag Lane Violation) (Note-9)	992	67325	17	4059	23	2760	5	2569	0	0	0

Traffic and Revenue Receivable (Annual Pass - Note 7)		
Transaction Type	Car/Jeep Count	Total Car/ Jeep Amount (in Rs.)
1	2	3
Annual Pass	2370	154359

Total Non-Tollable Traffic Count Entry Details (Note-2)					
Transaction Type	Car/Jeep Count	Bus/Truck Count	LCV Count	MAV (Multi Axle Vehicle Count)	Three Axle Count
1	2	3	5	6	7
Reuse & Exit	5326	755	737	207	0
Exemption & Violation	20729	567	317	640	0

Notes

1. Fee for Fastag vehicles passing two toll plazas, is collected at two plazas in few cases and therefore section wise traffic details will not be available at one plaza for same.
2. All Non-tollable traffic could not be recorded/reported due to unavailability of adequate Lanes & systems. Non-Tollable count includes Reuse of daily/return/monthly pass, exit trips, exemption and violations.
3. Reporting (FASTag/Cash/Card) - 12:00:00 AM to 11:59:59 PM.
4. Fastag Collection is net of Acquiring Bank Charges
5. FASTag Debit Adjustment/Chargeback Received from Bank (Net)
6. Double user fee (from cash vehicles entering dedicated Fastag lane) collected from vehicles are reported separately (count and revenue). These are included in vehicle category wise count and revenue.
7. Annual FASTag pass w.e.f. 15 August 2025 as per directions of MPEL vide letter no MPEL/DIC/2025/676 dated August 14, 2025.
8. Annual Pass Toll Revenue receivable (as given in the table above) is not included in the column 'Fee Collected'.
9. '1.25' times User Fee via UPI for vehicles without a valid FASTag w.e.f. 15 November 2025 as per directions of MPEL vide letter no MPEL/02/DIC/968 dated 10 November 2025.



MONTHLY/DAILY FEE STATEMENT

Project Highway: National Highway NH-48

Day/Month: 10-May-2026

Sr. No.	Name of Toll Plaza Location	Chainage
National Highway NH-48 (From Km. 20+400 to 131+200)		
1	Somatne Phata	30+050

Type of Vehicle	For corresponding day/month of previous year 10-May-2025		For preceding day/month 9-May-2026		For the day/month reported upon 10-May-2026		
	No. of Vehicles	Fee collected (in Rs.)	No. of Vehicles	Fee collected (in Rs.)	Fee per Vehicle (in Rs.)	No. of Vehicles	Fee collected (in Rs.)
1	2	3	4	5	6	7	8
A-Car (Note-7)	15069	871721	15398	991173	Note-1	16031	1034537
B-LCV	910	90794	1022	116597		700	78141
C- Bus	1430	293503	1340	294637		1119	244388
D-Truck	0	0	0	0		0	0
E-Three-axle vehicle	0	0	0	0		0	0
F-Multi-axle Truck	2054	760863	1974	847702		1570	663924
G-Oversized vehicle	0	0	0	0	0	0	
FASTag Debit Adjustment/ Chargeback Received from Bank (Net) (Note-5)	0	1180	0	979	Note-5	0	0
H- Total	19463	2018061	19734	2251088		19420	2020990

Day/Month wise Opening Balance of Toll Collection & Traffic

Day	10
Month	5
Year	2026
Toll Depositing Bank	State Bank Of India
Bank Account No.	39177623786


Transaction Type	Car/Jeep Count	Total Car/ Jeep Amount (in Rs.)	Bus/Truck Count	Total Bus / Truck Amount (in Rs.)	LCV Count	Total LCV Amount (in Rs.)	MAV (Multi Axle Vehicle Count)	Total MAV (Multi Axle Vehicle) Amount (in Rs.)	Three Axle Count	Three Axle Count Amount (in Rs.)	FASTag Debit Adjustment/ Chargeback Received from Bank (Net)
1	2	3	4	5	8	9	10	11	12	13	Note-5
Single Journey	9724	526010	813	156444	487	47420	1489	614072	0	0	0
Monthly Pass Sales	2	839	0	0	0	0	0	0	0	0	0
Daily Pass Sales	4974	404951	287	83264	198	28777	79	48824	0	0	0
Local Pass Sales	0	0	0	0	0	0	0	0	0	0	0
Return Pass Sales	0	0	0	0	0	0	0	0	0	0	0
Double User Fee (FASTag Lane Violation) (Note-6)	315	34020	1	382	2	384	0	0	0	0	0
1.25 times User Fee via UPI (FASTag Lane Violation) (Note-9)	1016	68718	18	4298	13	1560	2	1028	0	0	0

Traffic and Revenue Receivable (Annual Pass - Note 7)		
Transaction Type	Car/Jeep Count	Total Car/ Jeep Amount (in Rs.)
1	2	3
Annual Pass	2456	160436

Total Non-Tollable Traffic Count Entry Details (Note-2)					
Transaction Type	Car/Jeep Count	Bus/Truck Count	LCV Count	MAV (Multi Axle Vehicle Count)	Three Axle Count
1	2	3	5	6	7
Reuse & Exit	5419	563	467	104	0
Exemption & Violation	21310	544	216	724	0

Notes

1. Fee for Fastag vehicles passing two toll plazas, is collected at two plazas in few cases and therefore section wise traffic details will not be available at one plaza for same.
2. All Non-tollable traffic could not be recorded/reported due to unavailability of adequate Lanes & systems. Non-Tollable count includes Reuse of daily/return/monthly pass, exit trips, exemption and violations.
3. Reporting (FASTag/Cash/Card) - 12:00:00 AM to 11:59:59 PM.
4. FASTag Collection is net of Acquiring Bank Charges
5. FASTag Debit Adjustment/Chargeback Received from Bank (Net)
6. Double user fee (from cash vehicles entering dedicated Fastag lane) collected from vehicles are reported separately (count and revenue). These are included in vehicle category wise count and revenue.
7. Annual FASTag pass w.e.f. 15 August 2025 as per directions of MPEL vide letter no MPEL/DIC/2025/676 dated August 14, 2025.
8. Annual Pass Toll Revenue receivable (as given in the table above) is not included in the column 'Fee Collected'.
9. '1.25' times User Fee via UPI for vehicles without a valid FASTag w.e.f. 15 November 2025 as per directions of MPEL vide letter no MPEL/02/DIC/968 dated 10 November 2025.



MONTHLY/DAILY FEE STATEMENT

Project Highway: National Highway NH-48

Day/Month: 11-May-2026

Sr. No.	Name of Toll Plaza Location	Chainage
National Highway NH-48 (From Km. 20+400 to 131+200)		
1	Somatne Phata	30+050

Type of Vehicle	For corresponding day/month of previous year 11-May-2025		For preceding day/month 10-May-2026		For the day/month reported upon 11-May-2026		
	No. of Vehicles	Fee collected (in Rs.)	No. of Vehicles	Fee collected (in Rs.)	Fee per Vehicle (in Rs.)	No. of Vehicles	Fee collected (in Rs.)
1	2	3	4	5	6	7	8
A-Car (Note-7)	16114	936090	16031	1034537	Note-1	12434	803310
B-LCV	630	60903	700	78141		995	115632
C- Bus	1210	244538	1119	244388		1376	301517
D-Truck	0	0	0	0		0	0
E-Three-axle vehicle	0	0	0	0		0	0
F-Multi-axle Truck	1855	682610	1570	663924		1810	776303
G-Oversized vehicle	0	0	0	0		0	0
FASTag Debit Adjustment/ Chargeback Received from Bank (Net) (Note-5)	0	-47	0	0	Note-5	0	1577
H- Total	19809	1924094	19420	2020990		16615	1998338

Day/Month wise Opening Balance of Toll Collection & Traffic

Day	11
Month	5
Year	2026
Toll Depositing Bank	State Bank Of India
Bank Account No.	39177623786

Transaction Type	Car/Jeep Count	Total Car/ Jeep Amount (in Rs.)	Bus/Truck Count	Total Bus / Truck Amount (in Rs.)	LCV Count	Total LCV Amount (in Rs.)	MAV (Multi Axle Vehicle Count)	Total MAV (Multi Axle Vehicle) Amount (in Rs.)	Three Axle Count	Three Axle Count Amount (in Rs.)	FASTag Debit Adjustment/ Chargeback Received from Bank (Net)
1	2	3	4	5	8	9	10	11	12	13	Note-5
Single Journey	7540	405221	980	187443	592	57397	1653	679775	0	0	1577
Monthly Pass Sales	2	2426	0	0	0	0	0	0	0	0	0
Daily Pass Sales	3883	317761	367	106051	376	54707	148	91287	0	0	0
Local Pass Sales	0	0	0	0	0	0	0	0	0	0	0
Return Pass Sales	0	0	0	0	0	0	0	0	0	0	0
Double User Fee (FASTag Lane Violation) (Note-6)	234	25272	6	2292	4	768	2	1644	0	0	0
1.25 times User Fee via UPI (FASTag Lane Violation) (Note-9)	775	52630	23	5731	23	2760	7	3596	0	0	0

Traffic and Revenue Receivable (Annual Pass - Note 7)		
Transaction Type	Car/Jeep Count	Total Car/ Jeep Amount (in Rs.)
1	2	3
Annual Pass	2258	146631

Total Non-Tollable Traffic Count Entry Details (Note-2)					
Transaction Type	Car/Jeep Count	Bus/Truck Count	LCV Count	MAV (Multi Axle Vehicle Count)	Three Axle Count
1	2	3	5	6	7
Reuse & Exit	4605	811	979	165	0
Exemption & Violation	21704	721	309	1015	0

Notes

1. Fee for Fastag vehicles passing two toll plazas, is collected at two plazas in few cases and therefore section wise traffic details will not be available at one plaza for same.
2. All Non-tollable traffic could not be recorded/reported due to unavailability of adequate Lanes & systems. Non-Tollable count includes Reuse of daily/return/monthly pass, exit trips, exemption and violations.
3. Reporting (FASTag/Cash/Card) - 12:00:00 AM to 11:59:59 PM.
4. Fastag Collection is net of Acquiring Bank Charges
5. FASTag Debit Adjustment/Chargeback Received from Bank (Net)
6. Double user fee (from cash vehicles entering dedicated Fastag lane) collected from vehicles are reported separately (count and revenue). These are included in vehicle category wise count and revenue.
7. Annual FASTag pass w.e.f. 15 August 2025 as per directions of MPEL vide letter no MPEL/DIC/2025/676 dated August 14, 2025.
8. Annual Pass Toll Revenue receivable (as given in the table above) is not included in the column 'Fee Collected'.
9. '1.25' times User Fee via UPI for vehicles without a valid FASTag w.e.f. 15 November 2025 as per directions of MPEL vide letter no MPEL/02/DIC/968 dated 10 November 2025.



MONTHLY/DAILY FEE STATEMENT

Project Highway: National Highway NH-48

Day/Month: 12-May-2026

Sr. No.	Name of Toll Plaza Location	Chainage
National Highway NH-48 (from Km. 20+400 to 131+200)		
1	Somatne Phata	30+050

Type of Vehicle	For corresponding day/month of previous year 12-May-2025		For preceding day/month 11-May-2026		For the day/month reported upon 12-May-2026		
	No. of Vehicles	Fee collected (in Rs.)	No. of Vehicles	Fee collected (in Rs.)	Fee per Vehicle (in Rs.)	No. of Vehicles	Fee collected (in Rs.)
	1	2	3	4	5	6	7
A-Car (Note-7)	12383	725224	12434	803310	Note-1	12253	811447
B-LCV	892	91825	995	115632		1088	126894
C-Bus	1271	258848	1376	301517		1427	312242
D-Truck	0	0	0	0		0	0
E-Three-axle vehicle	0	0	0	0		0	0
F-Multi-axle Truck	1782	661419	1810	776303		1916	828599
G-Oversized vehicle	0	0	0	0		0	0
FASTag Debit Adjustment/ Chargeback Received from Bank (Net) (Note-5)	0	1424	0	1577	Note-5	0	85
H- Total	16328	1738740	16615	1998338		16684	2079268

Day/Month wise Opening Balance of Toll Collection & Traffic

Day	12
Month	5
Year	2026
Toll Depositing Bank	State Bank Of India
Bank Account No.	39177623786

Transaction Type	Car/Jeep Count	Total Car/ Jeep Amount (in Rs.)	Bus/Truck Count	Total Bus / Truck Amount (in Rs.)	LCV Count	Total LCV Amount (in Rs.)	MAV (Multi Axle Vehicle Count)	Total MAV (Multi Axle Vehicle) Amount (in Rs.)	Three Axle Count	Three Axle Count Amount (in Rs.)	FASTag Debit Adjustment/ Chargeback Received from Bank (Net)		
1	2	3	4	5	6	7	8	9	10	11	12	13	Note-5
Single Journey	6746	363840	1029	197537	680	66881	1740	715340	0	0	0	85	
Monthly Pass Sales	2	839	0	0	0	0	1	6169	0	0	0	0	
Daily Pass Sales	4524	370174	364	105585	378	55477	167	102980	0	0	0	0	
Local Pass Sales	0	0	0	0	0	0	0	0	0	0	0	0	
Return Pass Sales	0	0	0	0	0	0	0	0	0	0	0	0	
Double User Fee (FASTag Lane Violation) (Note-6)	242	26644	7	2674	13	2496	0	0	0	0	0	0	
1.25 times User Fee via UPI (FASTag Lane Violation) (Note-9)	739	49951	27	6446	17	2040	8	4110	0	0	0	0	

Traffic and Revenue Receivable (Annual Pass - Note 7)		
Transaction Type	Car/Jeep Count	Total Car/ Jeep Amount (in Rs.)
1	2	3
Annual Pass	2191	142800

Total Non-Tollable Traffic Count Entry Details (Note-2)						
Transaction Type	Car/Jeep Count	Bus/Truck Count	LCV Count	MAV (Multi Axle Vehicle Count)	Three Axle Count	
1	2	3	4	5	6	7
Reuse & Exit	5401	805	975	208	0	0
Exemption & Violation	20842	710	357	1097	0	0

Notes

1. Fee for Fastag vehicles passing two toll plazas, is collected at two plazas in few cases and therefore section wise traffic details will not be available at one plaza for same.
2. All Non-tollable traffic could not be recorded/reported due to unavailability of adequate Lanes & systems. Non-Tollable count includes Reuse of daily/return/monthly pass, exit trips, exemption and violations.
3. Reporting (FASTag/Cash/Card) - 12:00:00 AM to 11:59:59 PM.
4. Fastag Collection is net of Acquiring Bank Charges
5. FASTag Debit Adjustment/Chargeback Received from Bank (Net)
6. Double user fee (from cash vehicles entering dedicated Fastag lane) collected from vehicles are reported separately (count and revenue). These are included in vehicle category wise count and revenue.
7. Annual FASTag pass w.e.f. 15 August 2025 as per directions of MPEL vide letter no MPEL/DIC/2025/676 dated August 14, 2025.
8. Annual Pass Toll Revenue receivable (as given in the table above) is not included in the column 'Fee Collected'.
9. '1.25' times User Fee via UPI for vehicles without a valid FASTag w.e.f. 15 November 2025 as per directions of MPEL vide letter no MPEL/02/DIC/968 dated 10 November 2025.



MONTHLY/DAILY FEE STATEMENT

Project Highway: National Highway NH-48

Day/Month: 13-May-2026

Sr. No.	Name of Toll Plaza Location	Chainage
National Highway NH-48 (from Km. 20+400 to 131+200)		
1	Somatne Phata	30+050

Type of Vehicle	For corresponding day/month of previous year 13-May-2025		For preceding day/month 12-May-2026		For the day/month reported upon 13-May-2026		
	No. of Vehicles	Fee collected (in Rs.)	No. of Vehicles	Fee collected (in Rs.)	Fee per Vehicle (in Rs.)	No. of Vehicles	Fee collected (in Rs.)
1	2	3	4	5	6	7	8
A-Car (Note-7)	11988	717784	12253	811447	Note-1	12578	828605
B-LCV	885	91914	1088	126894		1092	128516
C-Bus	1357	270370	1427	312242		1365	301812
D-Truck	0	0	0	0		0	0
E-Three-axle vehicle	0	0	0	0		0	0
F-Multi-axle Truck	2029	871466	1916	828599		1922	823117
G-Oversized vehicle	0	0	0	0	0	0	
FASTag Debit Adjustment/ Chargeback Received from Bank (Net) (Note-5)	0	0	0	85	Note-5	0	1040
H- Total	16259	1951534	16684	2079268		16957	2083090

Day/Month wise Opening Balance of Toll Collection & Traffic

Day	13
Month	5
Year	2026
Toll Depositing Bank	State Bank Of India
Bank Account No.	39177623786

Transaction Type	Car/Jeep Count	Total Car/ Jeep Amount (in Rs.)	Bus/Truck Count	Total Bus / Truck Amount (in Rs.)	LCV Count	Total LCV Amount (in Rs.)	MAV (Multi Axle Vehicle Count)	Total MAV (Multi Axle Vehicle) Amount (in Rs.)	Three Axle Count	Three Axle Count Amount (in Rs.)	FASTag Debit Adjustment/ Chargeback Received from Bank (Net)		
1	2	3	4	5	6	7	8	9	10	11	12	13	Note-5
Single Journey	6981	375591	953	182919	699	68879	1758	721974	0	0	0	1040	
Monthly Pass Sales	2	839	0	0	1	2875	0	0	0	0	0	0	
Daily Pass Sales	4597	376383	391	113210	365	52874	156	96417	0	0	0	0	
Local Pass Sales	0	0	0	0	0	0	0	0	0	0	0	0	
Return Pass Sales	0	0	0	0	0	0	0	0	0	0	0	0	
Double User Fee (FASTag Lane Violation) (Note-6)	203	21924	3	1146	9	1728	2	1644	0	0	0	0	
1.25 times User Fee via UPI (FASTag Lane Violation) (Note-9)	795	53869	18	4538	18	2160	6	3083	0	0	0	0	

Traffic and Revenue Receivable (Annual Pass - Note 7)		
Transaction Type	Car/Jeep Count	Total Car/ Jeep Amount (in Rs.)
1	2	3
Annual Pass	2248	145178

Total Non-Tollable Traffic Count Entry Details (Note-2)					
Transaction Type	Car/Jeep Count	Bus/Truck Count	LCV Count	MAV (Multi Axle Vehicle Count)	Three Axle Count
1	2	3	4	5	6
Reuse & Exit	5485	841	982	198	0
Exemption & Violation	22080	687	336	1163	0

Notes

1. Fee for Fastag vehicles passing two toll plazas, is collected at two plazas in few cases and therefore section wise traffic details will not be available at one plaza for same.
2. All Non-tollable traffic could not be recorded/reported due to unavailability of adequate Lanes & systems. Non-Tollable count includes Reuse of daily/return/monthly pass, exit trips, exemption and violations.
3. Reporting (FASTag/Cash/Card) - 12:00:00 AM to 11:59:59 PM.
4. Fastag Collection is net of Acquiring Bank Charges
5. FASTag Debit Adjustment/Chargeback Received from Bank (Net)
6. Double user fee (from cash vehicles entering dedicated Fastag lane) collected from vehicles are reported separately (count and revenue). These are included in vehicle category wise count and revenue.
7. Annual FASTag pass w.e.f. 15 August 2025 as per directions of MPEL vide letter no MPEL/DIC/2025/676 dated August 14, 2025.
8. Annual Pass Toll Revenue receivable (as given in the table above) is not included in the column 'Fee Collected'.
9. '1.25' times User Fee via UPI for vehicles without a valid FASTag w.e.f. 15 November 2025 as per directions of MPEL vide letter no MPEL/02/DIC/968 dated 10 November 2025.



MONTHLY/DAILY FEE STATEMENT

Project Highway: National Highway NH-48

Day/Month: 14-May-2026

Sr. No.	Name of Toll Plaza Location	Chainage
National Highway NH-48 (from Km. 20+400 to 131+200)		
1	Somatne Phata	30+050

Type of Vehicle	For corresponding day/month of previous year 14-May-2025		For preceding day/month 13-May-2026		For the day/month reported upon 14-May-2026		
	No. of Vehicles	Fee collected (in Rs.)	No. of Vehicles	Fee collected (in Rs.)	Fee per Vehicle (in Rs.)	No. of Vehicles	Fee collected (in Rs.)
1	2	3	4	5	6	7	8
A-Car (Note-7)	11760	695647	12578	828605	Note-1	12904	849020
B-LCV	967	104691	1092	128516		1086	126024
C- Bus	1398	272016	1365	301812		1402	306431
D-Truck	0	0	0	0		0	0
E-Three-axle vehicle	0	0	0	0		0	0
F-Multi-axle Truck	1895	708427	1922	823117		1842	788134
G-Oversized vehicle	0	0	0	0		0	0
FASTag Debit Adjustment/ Chargeback Received from Bank (Net) (Note-5)	0	1526	0	1040	Note-5	0	1152
H- Total	16020	1782309	16957	2083090		17234	2070761

Day/Month wise Opening Balance of Toll Collection & Traffic

Day	14
Month	5
Year	2026
Toll Depositing Bank	State Bank Of India
Bank Account No.	39177623786


Transaction Type	Car/Jeep Count	Total Car/ Jeep Amount (in Rs.)	Bus/Truck Count	Total Bus / Truck Amount (in Rs.)	LCV Count	Total LCV Amount (in Rs.)	MAV (Multi Axle Vehicle Count)	Total MAV (Multi Axle Vehicle) Amount (in Rs.)	Three Axle Count	Three Axle Count Amount (in Rs.)	FASTag Debit Adjustment/ Chargeback Received from Bank (Net)		
1	2	3	4	5	6	7	8	9	10	11	12	13	Note-5
Single Journey	7227	389456	1013	194633	676	66111	1689	693042	0	0	0	1152	
Monthly Pass Sales	0	0	0	0	0	0	0	0	0	0	0	0	
Daily Pass Sales	4590	375910	362	104636	381	55857	149	92729	0	0	0	0	
Local Pass Sales	0	0	0	0	0	0	0	0	0	0	0	0	
Return Pass Sales	0	0	0	0	0	0	0	0	0	0	0	0	
Double User Fee (FASTag Lane Violation) (Note-6)	244	26682	5	1910	8	1536	1	822	0	0	0	0	
1.25 times User Fee via UPI (FASTag Lane Violation) (Note-9)	843	56971	22	5253	21	2520	3	1541	0	0	0	0	

Traffic and Revenue Receivable (Annual Pass - Note 7)		
Transaction Type	Car/Jeep Count	Total Car/ Jeep Amount (in Rs.)
1	2	3
Annual Pass	2263	146565

Total Non-Tollable Traffic Count Entry Details (Note-2)					
Transaction Type	Car/Jeep Count	Bus/Truck Count	LCV Count	MAV (Multi Axle Vehicle Count)	Three Axle Count
1	2	3	4	5	6
Reuse & Exit	5418	818	1000	177	0
Exemption & Violation	22148	693	318	994	0

Notes

1. Fee for Fastag vehicles passing two toll plazas, is collected at two plazas in few cases and therefore section wise traffic details will not be available at one plaza for same.
2. All Non-tollable traffic could not be recorded/reported due to unavailability of adequate Lanes & systems. Non-Tollable count includes Reuse of daily/return/monthly pass, exit trips, exemption and violations.
3. Reporting (FASTag/Cash/Card) - 12:00:00 AM to 11:59:59 PM.
4. Fastag Collection is net of Acquiring Bank Charges
5. FASTag Debit Adjustment/Chargeback Received from Bank (Net)
6. Double user fee (from cash vehicles entering dedicated Fastag lane) collected from vehicles are reported separately (count and revenue). These are included in vehicle category wise count and revenue.
7. Annual FASTag pass w.e.f. 15 August 2025 as per directions of MPEL vide letter no MPEL/DIC/2025/676 dated August 14, 2025.
8. Annual Pass Toll Revenue receivable (as given in the table above) is not included in the column 'Fee Collected'.
9. '1.25' times User Fee via UPI for vehicles without a valid FASTag w.e.f. 15 November 2025 as per directions of MPEL vide letter no MPEL/02/DIC/968 dated 10 November 2025.



MONTHLY/DAILY FEE STATEMENT

Project Highway: National Highway NH-48

Day/Month: 15-May-2026

Sr. No.	Name of Toll Plaza Location	Chainage
National Highway NH-48 (from Km. 20+400 to 131+200)		
1	Somatne Phata	30+050

Type of Vehicle	For corresponding day/month of previous year 15-May-2025		For preceding day/month 14-May-2026		For the day/month reported upon 15-May-2026		
	No. of Vehicles	Fee collected (in Rs.)	No. of Vehicles	Fee collected (in Rs.)	Fee per Vehicle (in Rs.)	No. of Vehicles	Fee collected (in Rs.)
1	2	3	4	5	6	7	8
A-Car (Note-7)	12424	735025	12904	849020	Note-1	13126	851899
B-LCV	998	100978	1086	126024		1104	126690
C- Bus	1391	269355	1402	306431		1434	312973
D-Truck	0	0	0	0		0	0
E-Three-axle vehicle	0	0	0	0		0	0
F-Multi-axle Truck	2050	762226	1842	788134		2025	875759
G-Oversized vehicle	0	0	0	0		0	0
FASTag Debit Adjustment/ Chargeback Received from Bank (Net) (Note-5)	0	1130	0	1152	Note-5	0	1112
H- Total	16863	1868713	17234	2070761		17689	2168433

Day/Month wise Opening Balance of Toll Collection & Traffic

Day	15
Month	5
Year	2026
Toll Depositing Bank	State Bank Of India
Bank Account No.	39177623786

Transaction Type	Car/Jeep Count	Total Car/ Jeep Amount (in Rs.)	Bus/Truck Count	Total Bus / Truck Amount (in Rs.)	LCV Count	Total LCV Amount (in Rs.)	MAV (Multi Axle Vehicle Count)	Total MAV (Multi Axle Vehicle) Amount (in Rs.)	Three Axle Count	Three Axle Count Amount (in Rs.)	FASTag Debit Adjustment/ Chargeback Received from Bank (Net)		
1	2	3	4	5	6	7	8	9	10	11	12	13	Note-5
Single Journey	7796	419551	1048	201471	724	71438	1840	756646	0	0	0	1112	
Monthly Pass Sales	1	809	0	0	0	0	1	6169	0	0	0	0	
Daily Pass Sales	4316	353117	364	105391	363	52924	171	105648	0	0	0	0	
Local Pass Sales	0	0	0	0	0	0	0	0	0	0	0	0	
Return Pass Sales	0	0	0	0	0	0	0	0	0	0	0	0	
Double User Fee (FASTag Lane Violation) (Note-6)	248	26784	6	2292	4	768	2	1644	0	0	0	0	
1.25 times User Fee via UPI (FASTag Lane Violation) (Note-9)	765	51638	16	3820	13	1560	11	5651	0	0	0	0	

Traffic and Revenue Receivable (Annual Pass - Note 7)		
Transaction Type	Car/Jeep Count	Total Car/ Jeep Amount (in Rs.)
1	2	3
Annual Pass	2372	154095

Total Non-Tollable Traffic Count Entry Details (Note-2)					
Transaction Type	Car/Jeep Count	Bus/Truck Count	LCV Count	MAV (Multi Axle Vehicle Count)	Three Axle Count
1	2	3	4	5	6
Reuse & Exit	5097	811	956	184	0
Exemption & Violation	21178	629	342	1024	0

Notes

1. Fee for Fastag vehicles passing two toll plazas, is collected at two plazas in few cases and therefore section wise traffic details will not be available at one plaza for same.
2. All Non-tollable traffic could not be recorded/reported due to unavailability of adequate Lanes & systems. Non-Tollable count includes Reuse of daily/return/monthly pass, exit trips, exemption and violations.
3. Reporting (FASTag/Cash/Card) - 12:00:00 AM to 11:59:59 PM.
4. Fastag Collection is net of Acquiring Bank Charges
5. FASTag Debit Adjustment/Chargeback Received from Bank (Net)
6. Double user fee (from cash vehicles entering dedicated Fastag lane) collected from vehicles are reported separately (count and revenue). These are included in vehicle category wise count and revenue.
7. Annual FASTag pass w.e.f. 15 August 2025 as per directions of MPEL vide letter no MPEL/DIC/2025/676 dated August 14, 2025.
8. Annual Pass Toll Revenue receivable (as given in the table above) is not included in the column 'Fee Collected'.
9. '1.25' times User Fee via UPI for vehicles without a valid FASTag w.e.f. 15 November 2025 as per directions of MPEL vide letter no MPEL/02/DIC/968 dated 10 November 2025.



MONTHLY/DAILY FEE STATEMENT

Project Highway: National Highway NH-48

Day/Month: 16-May-2026

Sr. No.	Name of Toll Plaza Location	Chainage
National Highway NH-48 (From Km. 20+400 to 131+200)		
1	Somatne Phata	30+050

Type of Vehicle	For corresponding day/month of previous year 16-May-2025		For preceding day/month 15-May-2026		For the day/month reported upon 16-May-2026		
	No. of Vehicles	Fee collected (in Rs.)	No. of Vehicles	Fee collected (in Rs.)	Fee per Vehicle (in Rs.)	No. of Vehicles	Fee collected (in Rs.)
1	2	3	4	5	6	7	8
A-Car (Note-7)	13425	780535	13126	851899	Note-1	14003	899413
B-LCV	967	97937	1104	126690		1120	127781
C- Bus	1456	277434	1434	312973		1411	311223
D-Truck	0	0	0	0		0	0
E-Three-axle vehicle	0	0	0	0		0	0
F-Multi-axle Truck	1949	725435	2025	875759		1900	819511
G-Oversized vehicle	0	0	0	0		0	0
FASTag Debit Adjustment/ Chargeback Received from Bank (Net) (Note-5)	0	874	0	1112	Note-5	0	1324
H- Total	17797	1882216	17689	2168433		18434	2159253

Day/Month wise Opening Balance of Toll Collection & Traffic

Day	16
Month	5
Year	2026
Toll Depositing Bank	State Bank Of India
Bank Account No.	39177623786


Transaction Type	Car/Jeep Count	Total Car/ Jeep Amount (in Rs.)	Bus/Truck Count	Total Bus / Truck Amount (in Rs.)	LCV Count	Total LCV Amount (in Rs.)	MAV (Multi Axle Vehicle Count)	Total MAV (Multi Axle Vehicle) Amount (in Rs.)	Three Axle Count	Three Axle Count Amount (in Rs.)	FASTag Debit Adjustment/ Chargeback Received from Bank (Net)		
1	2	3	4	5	6	7	8	9	10	11	12	13	Note-5
Single Journey	8794	474997	1001	192387	742	72831	1713	704128	0	0	0	1324	
Monthly Pass Sales	4	2875	0	0	0	0	0	0	0	0	0	0	
Daily Pass Sales	4248	348684	379	109874	355	51831	167	103600	0	0	0	0	
Local Pass Sales	0	0	0	0	0	0	0	0	0	0	0	0	
Return Pass Sales	0	0	0	0	0	0	0	0	0	0	0	0	
Double User Fee (FASTag Lane Violation) (Note-6)	190	20630	7	2674	5	960	1	822	0	0	0	0	
1.25 times User Fee via UPI (FASTag Lane Violation) (Note-9)	767	52228	24	6289	18	2160	19	10961	0	0	0	0	

Traffic and Revenue Receivable (Annual Pass - Note 7)		
Transaction Type	Car/Jeep Count	Total Car/ Jeep Amount (in Rs.)
1	2	3
Annual Pass	2384	155614

Total Non-Tollable Traffic Count Entry Details (Note-2)					
Transaction Type	Car/Jeep Count	Bus/Truck Count	LCV Count	MAV (Multi Axle Vehicle Count)	Three Axle Count
1	2	3	4	5	6
Reuse & Exit	4916	803	819	204	0
Exemption & Violation	19783	669	330	1180	0

Notes

1. Fee for Fastag vehicles passing two toll plazas, is collected at two plazas in few cases and therefore section wise traffic details will not be available at one plaza for same.
2. All Non-tollable traffic could not be recorded/reported due to unavailability of adequate Lanes & systems. Non-Tollable count includes Reuse of daily/return/monthly pass, exit trips, exemption and violations.
3. Reporting (FASTag/Cash/Card) - 12:00:00 AM to 11:59:59 PM.
4. Fastag Collection is net of Acquiring Bank Charges
5. FASTag Debit Adjustment/Chargeback Received from Bank (Net)
6. Double user fee (from cash vehicles entering dedicated Fastag lane) collected from vehicles are reported separately (count and revenue). These are included in vehicle category wise count and revenue.
7. Annual FASTag pass w.e.f. 15 August 2025 as per directions of MPEL vide letter no MPEL/DIC/2025/676 dated August 14, 2025.
8. Annual Pass Toll Revenue receivable (as given in the table above) is not included in the column 'Fee Collected'.
9. '1.25' times User Fee via UPI for vehicles without a valid FASTag w.e.f. 15 November 2025 as per directions of MPEL vide letter no MPEL/02/DIC/968 dated 10 November 2025.



MONTHLY/DAILY FEE STATEMENT

Project Highway: National Highway NH-48

Day/Month: 17-May-2026

Sr. No.	Name of Toll Plaza Location	Chainage
National Highway NH-48 (from Km. 20+400 to 131+200)		
1	Somatne Phata	30+050

Type of Vehicle	For corresponding day/month of previous year 17-May-2025		For preceding day/month 16-May-2026		For the day/month reported upon 17-May-2026		
	No. of Vehicles	Fee collected (in Rs.)	No. of Vehicles	Fee collected (in Rs.)	Fee per Vehicle (in Rs.)	No. of Vehicles	Fee collected (in Rs.)
1	2	3	4	5	6	7	8
A-Car (Note-7)	16197	927420	14003	899413	Note-1	15248	977868
B-LCV	921	91233	1120	127781		763	85863
C- Bus	1393	265929	1411	311223		1143	249399
D-Truck	0	0	0	0		0	0
E-Three-axle vehicle	0	0	0	0		0	0
F-Multi-axle Truck	2048	763186	1900	819511		1707	716444
G-Oversized vehicle	0	0	0	0		0	0
FASTag Debit Adjustment/ Chargeback Received from Bank (Net) (Note-5)	0	973	0	1324	Note-5	0	0
H- Total	20559	2048740	18434	2159253		18861	2029574

Day/Month wise Opening Balance of Toll Collection & Traffic

Day	17
Month	5
Year	2026
Toll Depositing Bank	State Bank Of India
Bank Account No.	39177623786

Transaction Type	Car/Jeep Count	Total Car/ Jeep Amount (in Rs.)	Bus/Truck Count	Total Bus / Truck Amount (in Rs.)	LCV Count	Total LCV Amount (in Rs.)	MAV (Multi Axle Vehicle Count)	Total MAV (Multi Axle Vehicle) Amount (in Rs.)	Three Axle Count	Three Axle Count Amount (in Rs.)	FASTag Debit Adjustment/ Chargeback Received from Bank (Net)
1	2	3	4	5	8	9	10	11	12	13	Note-5
Single Journey	9428	510533	849	163491	531	52149	1634	671712	0	0	0
Monthly Pass Sales	0	0	0	0	0	0	0	0	0	0	0
Daily Pass Sales	4657	379607	267	77646	201	29346	65	40621	0	0	0
Local Pass Sales	0	0	0	0	0	0	0	0	0	0	0
Return Pass Sales	0	0	0	0	0	0	0	0	0	0	0
Double User Fee (FASTag Lane Violation) (Note-6)	221	23868	11	4202	9	1728	0	0	0	0	0
1.25 times User Fee via UPI (FASTag Lane Violation) (Note-9)	942	63860	16	4060	22	2640	8	4110	0	0	0

Traffic and Revenue Receivable (Annual Pass - Note 7)		
Transaction Type	Car/Jeep Count	Total Car/ Jeep Amount (in Rs.)
1	2	3
Annual Pass	2415	157331

Total Non-Tollable Traffic Count Entry Details (Note-2)					
Transaction Type	Car/Jeep Count	Bus/Truck Count	LCV Count	MAV (Multi Axle Vehicle Count)	Three Axle Count
1	2	3	5	6	7
Reuse & Exit	5106	556	491	82	0
Exemption & Violation	20092	553	194	890	0

Notes

1. Fee for Fastag vehicles passing two toll plazas, is collected at two plazas in few cases and therefore section wise traffic details will not be available at one plaza for same.
2. All Non-tollable traffic could not be recorded/reported due to unavailability of adequate Lanes & systems. Non-Tollable count includes Reuse of daily/return/monthly pass, exit trips, exemption and violations.
3. Reporting (FASTag/Cash/Card) - 12:00:00 AM to 11:59:59 PM.
4. Fastag Collection is net of Acquiring Bank Charges
5. FASTag Debit Adjustment/Chargeback Received from Bank (Net)
6. Double user fee (from cash vehicles entering dedicated Fastag lane) collected from vehicles are reported separately (count and revenue). These are included in vehicle category wise count and revenue.
7. Annual FASTag pass w.e.f. 15 August 2025 as per directions of MPEL vide letter no MPEL/DIC/2025/676 dated August 14, 2025.
8. Annual Pass Toll Revenue receivable (as given in the table above) is not included in the column 'Fee Collected'.
9. '1.25' times User Fee via UPI for vehicles without a valid FASTag w.e.f. 15 November 2025 as per directions of MPEL vide letter no MPEL/02/DIC/968 dated 10 November 2025.



MONTHLY/DAILY FEE STATEMENT

Project Highway: National Highway NH-48

Day/Month: 18-May-2026

Sr. No.	Name of Toll Plaza Location	Chainage
National Highway NH-48 (from Km. 20+400 to 131+200)		
1	Somatne Phata	30+050

Type of Vehicle	For corresponding day/month of previous year 18-May-2025		For preceding day/month 17-May-2026		For the day/month reported upon 18-May-2026		
	No. of Vehicles	Fee collected (in Rs.)	No. of Vehicles	Fee collected (in Rs.)	Fee per Vehicle (in Rs.)	No. of Vehicles	Fee collected (in Rs.)
1	2	3	4	5	6	7	8
A-Car (Note-7)	17364	1011889	15248	977868	Note-1	11895	768086
B-LCV	628	61151	763	85863		1042	120105
C- Bus	1143	215273	1143	249399		1306	290546
D-Truck	0	0	0	0		0	0
E-Three-axle vehicle	0	0	0	0		0	0
F-Multi-axle Truck	1864	682715	1707	716444		1961	892645
G-Oversized vehicle	0	0	0	0		0	0
FASTag Debit Adjustment/ Chargeback Received from Bank (Net) (Note-5)	0	0	0	0	Note-5	0	2090
H- Total	20999	1971027	18861	2029574		16204	2073472

Day/Month wise Opening Balance of Toll Collection & Traffic

Day	18
Month	5
Year	2026
Toll Depositing Bank	State Bank Of India
Bank Account No.	39177623786


Transaction Type	Car/Jeep Count	Total Car/ Jeep Amount (in Rs.)	Bus/Truck Count	Total Bus / Truck Amount (in Rs.)	LCV Count	Total LCV Amount (in Rs.)	MAV (Multi Axle Vehicle Count)	Total MAV (Multi Axle Vehicle) Amount (in Rs.)	Three Axle Count	Three Axle Count Amount (in Rs.)	FASTag Debit Adjustment/ Chargeback Received from Bank (Net)		
1	2	3	4	5	6	7	8	9	10	11	12	13	Note-5
Single Journey	7168	385459	895	171843	661	64501	1771	728947	0	0	0	2090	
Monthly Pass Sales	2	1228	0	0	0	0	11	52500	0	0	0	0	
Daily Pass Sales	3801	310856	392	113593	356	51885	172	106677	0	0	0	0	
Local Pass Sales	0	0	0	0	0	0	0	0	0	0	0	0	
Return Pass Sales	0	0	0	0	0	0	0	0	0	0	0	0	
Double User Fee (FASTag Lane Violation) (Note-6)	194	21062	4	1528	10	1920	3	2466	0	0	0	0	
1.25 times User Fee via UPI (FASTag Lane Violation) (Note-9)	730	49481	15	3581	15	1800	4	2055	0	0	0	0	

Traffic and Revenue Receivable (Annual Pass - Note 7)		
Transaction Type	Car/Jeep Count	Total Car/ Jeep Amount (in Rs.)
1	2	3
Annual Pass	2172	141611

Total Non-Tollable Traffic Count Entry Details (Note-2)					
Transaction Type	Car/Jeep Count	Bus/Truck Count	LCV Count	MAV (Multi Axle Vehicle Count)	Three Axle Count
1	2	3	4	5	6
Reuse & Exit	4594	841	949	216	0
Exemption & Violation	20627	705	393	1111	0

Notes

1. Fee for Fastag vehicles passing two toll plazas, is collected at two plazas in few cases and therefore section wise traffic details will not be available at one plaza for same.
2. All Non-tollable traffic could not be recorded/reported due to unavailability of adequate Lanes & systems. Non-Tollable count includes Reuse of daily/return/monthly pass, exit trips, exemption and violations.
3. Reporting (FASTag/Cash/Card) - 12:00:00 AM to 11:59:59 PM.
4. Fastag Collection is net of Acquiring Bank Charges
5. FASTag Debit Adjustment/Chargeback Received from Bank (Net)
6. Double user fee (from cash vehicles entering dedicated Fastag lane) collected from vehicles are reported separately (count and revenue). These are included in vehicle category wise count and revenue.
7. Annual FASTag pass w.e.f. 15 August 2025 as per directions of MPEL vide letter no MPEL/DIC/2025/676 dated August 14, 2025.
8. Annual Pass Toll Revenue receivable (as given in the table above) is not included in the column 'Fee Collected'.
9. '1.25' times User Fee via UPI for vehicles without a valid FASTag w.e.f. 15 November 2025 as per directions of MPEL vide letter no MPEL/02/DIC/968 dated 10 November 2025.



MONTHLY/DAILY FEE STATEMENT

Project Highway: National Highway NH-48

Day/Month: 19-May-2026

Sr. No.	Name of Toll Plaza Location	Chainage
National Highway NH-48 (from Km. 20+400 to 131+200)		
1	Somatne Phata	30+050

Type of Vehicle	For corresponding day/month of previous year 19-May-2025		For preceding day/month 18-May-2026		For the day/month reported upon 19-May-2026		
	No. of Vehicles	Fee collected (in Rs.)	No. of Vehicles	Fee collected (in Rs.)	Fee per Vehicle (in Rs.)	No. of Vehicles	Fee collected (in Rs.)
1	2	3	4	5	6	7	8
A-Car (Note-7)	12445	722488	11895	768086		11973	792799
B-LCV	927	96332	1042	120105		1149	132490
C-Bus	1300	260879	1306	290546		1418	310601
D-Truck	0	0	0	0	Note-1	0	0
E-Three-axle vehicle	0	0	0	0		0	0
F-Multi-axle Truck	1972	733878	1961	892645		1957	841921
G-Oversized vehicle	0	0	0	0		0	0
FASTag Debit Adjustment/ Chargeback Received from Bank (Net) (Note-5)	0	886	0	2090	Note-5	0	266
H- Total	16644	1814663	16204	2073472		16497	2078076

Day/Month wise Opening Balance of Toll Collection & Traffic

Day	19										
Month	5										
Year	2026										
Toll Depositing Bank	State Bank Of India										
Bank Account No.	39177623786										
Transaction Type	Car/Jeep Count	Total Car/Jeep Amount (in Rs.)	Bus/Truck Count	Total Bus/Truck Amount (in Rs.)	LCV Count	Total LCV Amount (in Rs.)	MAV (Multi Axle Vehicle Count)	Total MAV (Multi Axle Vehicle) Amount (in Rs.)	Three Axle Count	Three Axle Count Amount (in Rs.)	FASTag Debit Adjustment/Chargeback Received from Bank (Net)
1	2	3	4	5	8	9	10	11	12	13	Note-5
Single Journey	6515	350602	1028	197340	732	71673	1769	726824	0	0	266
Monthly Pass Sales	1	419	0	0	0	0	0	0	0	0	0
Daily Pass Sales	4521	370266	371	107578	387	56713	173	106466	0	0	0
Local Pass Sales	0	0	0	0	0	0	0	0	0	0	0
Return Pass Sales	0	0	0	0	0	0	0	0	0	0	0
Double User Fee (FASTag Lane Violation) (Note-6)	204	22032	8	3056	7	1344	3	2466	0	0	0
1.25 times User Fee via UPI (FASTag Lane Violation) (Note-9)	732	49479	11	2626	23	2760	12	6165	0	0	0

Traffic and Revenue Receivable (Annual Pass - Note 7)		
Transaction Type	Car/Jeep Count	Total Car/Jeep Amount (in Rs.)
1	2	3
Annual Pass	2200	142998

Total Non-Tollable Traffic Count Entry Details (Note-2)					
Transaction Type	Car/Jeep Count	Bus/Truck Count	LCV Count	MAV (Multi Axle Vehicle Count)	Three Axle Count
1	2	3	5	6	7
Reuse & Exit	5335	833	986	228	0
Exemption & Violation	20020	683	370	1129	0

Notes

1. Fee for Fastag vehicles passing two toll plazas, is collected at two plazas in few cases and therefore section wise traffic details will not be available at one plaza for same.
2. All Non-tollable traffic could not be recorded/reported due to unavailability of adequate Lanes & systems. Non-Tollable count includes Reuse of daily/return/monthly pass, exit trips, exemption and violations.
3. Reporting (FASTag/Cash/Card) - 12:00:00 AM to 11:59:59 PM.
4. Fastag Collection is net of Acquiring Bank Charges
5. FASTag Debit Adjustment/Chargeback Received from Bank (Net)
6. Double user fee (from cash vehicles entering dedicated FASTag lane) collected from vehicles are reported separately (count and revenue). These are included in vehicle category wise count and revenue.
7. Annual FASTag pass w.e.f. 15 August 2025 as per directions of MPEL vide letter no MPEL/DIC/2025/676 dated August 14, 2025.
8. Annual Pass Toll Revenue receivable (as given in the table above) is not included in the column 'Fee Collected'.
9. '1.25' times User Fee via UPI for vehicles without a valid FASTag w.e.f. 15 November 2025 as per directions of MPEL vide letter no MPEL/02/DIC/968 dated 10 November 2025.



MONTHLY/DAILY FEE STATEMENT

Project Highway: National Highway NH-48

Day/Month: 20-May-2026

Sr. No.	Name of Toll Plaza Location	Chainage
National Highway NH-48 (from Km. 20+400 to 131+200)		
1	Somatne Phata	30+050

Type of Vehicle	For corresponding day/month of previous year 20-May-2025		For preceding day/month 19-May-2026		For the day/month reported upon 20-May-2026		
	No. of Vehicles	Fee collected (in Rs.)	No. of Vehicles	Fee collected (in Rs.)	Fee per Vehicle (in Rs.)	No. of Vehicles	Fee collected (in Rs.)
1	2	3	4	5	6	7	8
A-Car (Note-7)	11858	695048	11973	792799	Note-1	11716	772032
B-LCV	931	107630	1149	132490		1091	127656
C-Bus	1364	272311	1418	310601		1474	323070
D-Truck	0	0	0	0		0	0
E-Three-axle vehicle	0	0	0	0		0	0
F-Multi-axle Truck	1861	690579	1957	841921		2125	913076
G-Oversized vehicle	0	0	0	0		0	0
FASTag Debit Adjustment/ Chargeback Received from Bank (Net) (Note-5)	0	1183	0	266	Note-5	0	1216
H- Total	16014	1766751	16497	2078076		16406	2137051

Day/Month wise Opening Balance of Toll Collection & Traffic

Day	20										
Month	5										
Year	2026										
Toll Depositing Bank	State Bank Of India										
Bank Account No.	39177623786										
Transaction Type	Car/Jeep Count	Total Car/Jeep Amount (in Rs.)	Bus/Truck Count	Total Bus/Truck Amount (in Rs.)	LCV Count	Total LCV Amount (in Rs.)	MAV (Multi Axle Vehicle Count)	Total MAV (Multi Axle Vehicle) Amount (in Rs.)	Three Axle Count	Three Axle Count Amount (in Rs.)	FASTag Debit Adjustment/ Chargeback Received from Bank (Net)
1	2	3	4	5	8	9	10	11	12	13	Note-5
Single Journey	6575	353637	1042	198747	670	66237	1926	791108	0	0	1216
Monthly Pass Sales	3	1647	0	0	0	0	0	0	0	0	0
Daily Pass Sales	4254	349317	408	118067	397	58107	188	116317	0	0	0
Local Pass Sales	0	0	0	0	0	0	0	0	0	0	0
Return Pass Sales	0	0	0	0	0	0	0	0	0	0	0
Double User Fee (FASTag Lane Violation) (Note-6)	185	20090	2	764	6	1152	0	0	0	0	0
1.25 times User Fee via UPI (FASTag Lane Violation) (Note-9)	699	47341	22	5493	18	2160	11	5651	0	0	0

Traffic and Revenue Receivable (Annual Pass - Note 7)		
Transaction Type	Car/Jeep Count	Total Car/Jeep Amount (in Rs.)
1	2	3
Annual Pass	2102	137516

Total Non-Tollable Traffic Count Entry Details (Note-2)					
Transaction Type	Car/Jeep Count	Bus/Truck Count	LCV Count	MAV (Multi Axle Vehicle Count)	Three Axle Count
1	2	3	5	6	7
Reuse & Exit	5047	892	1019	241	0
Exemption & Violation	20689	740	360	1236	0

Notes

1. Fee for Fastag vehicles passing two toll plazas, is collected at two plazas in few cases and therefore section wise traffic details will not be available at one plaza for same.
2. All Non-tollable traffic could not be recorded/reported due to unavailability of adequate Lanes & systems. Non-Tollable count includes Reuse of daily/return/monthly pass, exit trips, exemption and violations.
3. Reporting (FASTag/Cash/Card) - 12:00:00 AM to 11:59:59 PM.
4. Fastag Collection is net of Acquiring Bank Charges
5. FASTag Debit Adjustment/Chargeback Received from Bank (Net)
6. Double user fee (from cash vehicles entering dedicated FASTag lane) collected from vehicles are reported separately (count and revenue). These are included in vehicle category wise count and revenue.
7. Annual FASTag pass w.e.f. 15 August 2025 as per directions of MPEL vide letter no MPEL/DIC/2025/676 dated August 14, 2025.
8. Annual Pass Toll Revenue receivable (as given in the table above) is not included in the column 'Fee Collected'.
9. '1.25' times User Fee via UPI for vehicles without a valid FASTag w.e.f. 15 November 2025 as per directions of MPEL vide letter no MPEL/02/DIC/968 dated 10 November 2025.



MONTHLY/DAILY FEE STATEMENT

Project Highway: National Highway NH-48

Day/Month: 21-May-2026

Sr. No.	Name of Toll Plaza Location	Chainage
National Highway NH-48 (from Km. 20+400 to 131+200)		
1	Somatne Phata	30+050

Type of Vehicle	For corresponding day/month of previous year 21-May-2025		For preceding day/month 20-May-2026		For the day/month reported upon 21-May-2026		
	No. of Vehicles	Fee collected (in Rs.)	No. of Vehicles	Fee collected (in Rs.)	Fee per Vehicle (in Rs.)	No. of Vehicles	Fee collected (in Rs.)
1	2	3	4	5	6	7	8
A-Car (Note-7)	11937	696014	11716	772032	Note-1	11715	768844
B-LCV	1008	100645	1091	127656		1150	146961
C-Bus	1400	273765	1474	323070		1416	339777
D-Truck	0	0	0	0		0	0
E-Three-axle vehicle	0	0	0	0		0	0
F-Multi-axle Truck	1947	723061	2125	913076		1956	841082
G-Oversized vehicle	0	0	0	0		0	0
FASTag Debit Adjustment/ Chargeback Received from Bank (Net) (Note-5)	0	957	0	1216	Note-5	0	89
H- Total	16292	1794443	16406	2137051		16237	2096754

Day/Month wise Opening Balance of Toll Collection & Traffic

Day	21										
Month	5										
Year	2026										
Toll Depositing Bank	State Bank Of India										
Bank Account No.	39177623786										
Transaction Type	Car/Jeep Count	Total Car/ Jeep Amount (in Rs.)	Bus/Truck Count	Total Bus / Truck Amount (in Rs.)	LCV Count	Total LCV Amount (in Rs.)	MAV (Multi Axle Vehicle Count)	Total MAV (Multi Axle Vehicle) Amount (in Rs.)	Three Axle Count	Three Axle Count Amount (in Rs.)	FASTag Debit Adjustment/ Chargeback Received from Bank (Net)
1	2	3	4	5	8	9	10	11	12	13	Note-5
Single Journey	6681	360412	1005	193095	696	68721	1776	730184	0	0	89
Monthly Pass Sales	1	419	5	28599	5	12937	0	0	0	0	0
Daily Pass Sales	4222	345641	372	107674	405	59015	165	102576	0	0	0
Local Pass Sales	0	0	0	0	0	0	0	0	0	0	0
Return Pass Sales	0	0	0	0	0	0	0	0	0	0	0
Double User Fee (FASTag Lane Violation) (Note-6)	176	19372	16	6112	14	2688	2	1644	0	0	0
1.25 times User Fee via UPI (FASTag Lane Violation) (Note-9)	635	43000	18	4298	30	3600	13	6679	0	0	0

Traffic and Revenue Receivable (Annual Pass - Note 7)		
Transaction Type	Car/Jeep Count	Total Car/ Jeep Amount (in Rs.)
1	2	3
Annual Pass	2209	144055

Total Non-Tollable Traffic Count Entry Details (Note-2)					
Transaction Type	Car/Jeep Count	Bus/Truck Count	LCV Count	MAV (Multi Axle Vehicle Count)	Three Axle Count
1	2	3	5	6	7
Reuse & Exit	4939	827	993	227	0
Exemption & Violation	20688	679	358	1156	0

Notes

1. Fee for Fastag vehicles passing two toll plazas, is collected at two plazas in few cases and therefore section wise traffic details will not be available at one plaza for same.
2. All Non-tollable traffic could not be recorded/reported due to unavailability of adequate Lanes & systems. Non-Tollable count includes Reuse of daily/return/monthly pass, exit trips, exemption and violations.
3. Reporting (FASTag/Cash/Card) - 12:00:00 AM to 11:59:59 PM.
4. Fastag Collection is net of Acquiring Bank Charges
5. FASTag Debit Adjustment/Chargeback Received from Bank (Net)
6. Double user fee (from cash vehicles entering dedicated Fastag lane) collected from vehicles are reported separately (count and revenue). These are included in vehicle category wise count and revenue.
7. Annual FASTag pass w.e.f. 15 August 2025 as per directions of MPEL vide letter no MPEL/DIC/2025/676 dated August 14, 2025.
8. Annual Pass Toll Revenue receivable (as given in the table above) is not included in the column 'Fee Collected'.
9. '1.25' times User Fee via UPI for vehicles without a valid FASTag w.e.f. 15 November 2025 as per directions of MPEL vide letter no MPEL/02/DIC/968 dated 10 November 2025.



MONTHLY/DAILY FEE STATEMENT

Project Highway: National Highway NH-48

Day/Month: 22-May-2026

Sr. No.	Name of Toll Plaza Location	Chainage
National Highway NH-48 (from Km. 20+400 to 131+200)		
1	Somatne Phata	30+050

Type of Vehicle	For corresponding day/month of previous year 22-May-2025		For preceding day/month 21-May-2026		For the day/month reported upon 22-May-2026		
	No. of Vehicles	Fee collected (in Rs.)	No. of Vehicles	Fee collected (in Rs.)	Fee per Vehicle (in Rs.)	No. of Vehicles	Fee collected (in Rs.)
1	2	3	4	5	6	7	8
A-Car (Note-7)	12472	727781	11715	768844	Note-1	12327	790804
B-LCV	1005	145142	1150	146961		1144	131835
C-Bus	1372	282315	1416	339777		1464	319199
D-Truck	0	0	0	0		0	0
E-Three-axle vehicle	0	0	0	0		0	0
F-Multi-axle Truck	2138	800514	1956	841082		1986	852132
G-Oversized vehicle	0	0	0	0		0	0
FASTag Debit Adjustment/ Chargeback Received from Bank (Net) (Note-5)	0	1590	0	89	Note-5	0	1302
H- Total	16987	1957341	16237	2096754		16921	2095273

Day/Month wise Opening Balance of Toll Collection & Traffic

Day	22										
Month	5										
Year	2026										
Toll Depositing Bank	State Bank Of India										
Bank Account No.	39177623786										
Transaction Type	Car/Jeep Count	Total Car/ Jeep Amount (in Rs.)	Bus/Truck Count	Total Bus/ Truck Amount (in Rs.)	LCV Count	Total LCV Amount (in Rs.)	MAV (Multi Axle Vehicle Count)	Total MAV (Multi Axle Vehicle) Amount (in Rs.)	Three Axle Count	Three Axle Count Amount (in Rs.)	FASTag Debit Adjustment/ Chargeback Received from Bank (Net)
1	2	3	4	5	8	9	10	11	12	13	Note-5
Single Journey	7676	414792	1060	202984	741	73504	1823	752631	0	0	1302
Monthly Pass Sales	1	419	0	0	0	0	0	0	0	0	0
Daily Pass Sales	3781	309341	381	110437	385	55956	152	93542	0	0	0
Local Pass Sales	0	0	0	0	0	0	0	0	0	0	0
Return Pass Sales	0	0	0	0	0	0	0	0	0	0	0
Double User Fee (FASTag Lane Violation) (Note-6)	177	19336	2	764	3	576	1	822	0	0	0
1.25 times User Fee via UPI (FASTag Lane Violation) (Note-9)	692	46916	21	5014	15	1800	10	5138	0	0	0

Traffic and Revenue Receivable (Annual Pass - Note 7)		
Transaction Type	Car/Jeep Count	Total Car/ Jeep Amount (in Rs.)
1	2	3
Annual Pass	2204	143857

Total Non-Tollable Traffic Count Entry Details (Note-2)					
Transaction Type	Car/Jeep Count	Bus/Truck Count	LCV Count	MAV (Multi Axle Vehicle Count)	Three Axle Count
1	2	3	5	6	7
Reuse & Exit	4479	823	994	205	0
Exemption & Violation	19956	730	378	1034	0

Notes

1. Fee for Fastag vehicles passing two toll plazas, is collected at two plazas in few cases and therefore section wise traffic details will not be available at one plaza for same.
2. All Non-tollable traffic could not be recorded/reported due to unavailability of adequate Lanes & systems. Non-Tollable count includes Reuse of daily/return/monthly pass, exit trips, exemption and violations.
3. Reporting (FASTag/Cash/Card) - 12:00:00 AM to 11:59:59 PM.
4. Fastag Collection is net of Acquiring Bank Charges
5. FASTag Debit Adjustment/Chargeback Received from Bank (Net)
6. Double user fee (from cash vehicles entering dedicated Fastag lane) collected from vehicles are reported separately (count and revenue). These are included in vehicle category wise count and revenue.
7. Annual FASTag pass w.e.f. 15 August 2025 as per directions of MPEL vide letter no MPEL/DIC/2025/676 dated August 14, 2025.
8. Annual Pass Toll Revenue receivable (as given in the table above) is not included in the column 'Fee Collected'.
9. '1.25' times User Fee via UPI for vehicles without a valid FASTag w.e.f. 15 November 2025 as per directions of MPEL vide letter no MPEL/02/DIC/968 dated 10 November 2025.



MONTHLY/DAILY FEE STATEMENT

Project Highway: National Highway NH-48

Day/Month: 23-May-2026

Sr. No.	Name of Toll Plaza Location	Chainage
National Highway NH-48 (from Km. 20+400 to 131+200)		
1	Somatne Phata	30+050

Type of Vehicle	For corresponding day/month of previous year 23-May-2025		For preceding day/month 22-May-2026		For the day/month reported upon 23-May-2026		
	No. of Vehicles	Fee collected (in Rs.)	No. of Vehicles	Fee collected (in Rs.)	Fee per Vehicle (in Rs.)	No. of Vehicles	Fee collected (in Rs.)
1	2	3	4	5	6	7	8
A-Car (Note-7)	13505	779079	12327	790804	Note-1	15480	986527
B-LCV	990	106151	1144	131835		1124	128355
C-Bus	1386	303080	1464	319199		1459	328534
D-Truck	0	0	0	0		0	0
E-Three-axle vehicle	0	0	0	0		0	0
F-Multi-axle Truck	1903	703574	1986	852132		1973	848257
G-Oversized vehicle	0	0	0	0		0	0
FASTag Debit Adjustment/ Chargeback Received from Bank (Net) (Note-5)	0	855	0	1302	Note-5	0	0
H- Total	17784	1892739	16921	2095273		20036	2291673

Day/Month wise Opening Balance of Toll Collection & Traffic

Day	23
Month	5
Year	2026
Toll Depositing Bank	State Bank Of India
Bank Account No.	39177623786

Transaction Type	Car/Jeep Count	Total Car/ Jeep Amount (in Rs.)	Bus/Truck Count	Total Bus/ Truck Amount (in Rs.)	LCV Count	Total LCV Amount (in Rs.)	MAV (Multi Axle Vehicle Count)	Total MAV (Multi Axle Vehicle) Amount (in Rs.)	Three Axle Count	Three Axle Count Amount (in Rs.)	FASTag Debit Adjustment/ Chargeback Received from Bank (Net)
1	2	3	4	5	8	9	10	11	12	13	Note-5
Single Journey	9931	536850	1064	204295	736	71846	1787	733253	0	0	0
Monthly Pass Sales	0	0	2	11440	0	0	0	0	0	0	0
Daily Pass Sales	4518	369915	367	105876	354	51637	173	108325	0	0	0
Local Pass Sales	0	0	0	0	0	0	0	0	0	0	0
Return Pass Sales	0	0	0	0	0	0	0	0	0	0	0
Double User Fee (FASTag Lane Violation) (Note-6)	245	26570	5	1910	11	2112	0	0	0	0	0
1.25 times User Fee via UPI (FASTag Lane Violation) (Note-9)	786	53193	21	5014	23	2760	13	6679	0	0	0

Traffic and Revenue Receivable (Annual Pass - Note 7)		
Transaction Type	Car/Jeep Count	Total Car/ Jeep Amount (in Rs.)
1	2	3
Annual Pass	2680	175033

Total Non-Tollable Traffic Count Entry Details (Note-2)					
Transaction Type	Car/Jeep Count	Bus/Truck Count	LCV Count	MAV (Multi Axle Vehicle Count)	Three Axle Count
1	2	3	5	6	7
Reuse & Exit	5122	780	805	224	0
Exemption & Violation	20061	640	342	785	0

Notes

1. Fee for Fastag vehicles passing two toll plazas, is collected at two plazas in few cases and therefore section wise traffic details will not be available at one plaza for same.
2. All Non-tollable traffic could not be recorded/reported due to unavailability of adequate Lanes & systems. Non-Tollable count includes Reuse of daily/return/monthly pass, exit trips, exemption and violations.
3. Reporting (FASTag/Cash/Card) - 12:00:00 AM to 11:59:59 PM.
4. Fastag Collection is net of Acquiring Bank Charges
5. FASTag Debit Adjustment/Chargeback Received from Bank (Net)
6. Double user fee (from cash vehicles entering dedicated Fastag lane) collected from vehicles are reported separately (count and revenue). These are included in vehicle category wise count and revenue.
7. Annual FASTag pass w.e.f. 15 August 2025 as per directions of MPEL vide letter no MPEL/DIC/2025/676 dated August 14, 2025.
8. Annual Pass Toll Revenue receivable (as given in the table above) is not included in the column 'Fee Collected'.
9. '1.25' times User Fee via UPI for vehicles without a valid FASTag w.e.f. 15 November 2025 as per directions of MPEL vide letter no MPEL/02/DIC/968 dated 10 November 2025.



MONTHLY/DAILY FEE STATEMENT

Project Highway: National Highway NH-48

Day/Month: 24-May-2026

Sr. No.	Name of Toll Plaza Location	Chainage
National Highway NH-48 (from Km. 20+400 to 131+200)		
1	Somatne Phata	30+050

Type of Vehicle	For corresponding day/month of previous year 24-May-2025		For preceding day/month 23-May-2026		For the day/month reported upon 24-May-2026		
	No. of Vehicles	Fee collected (in Rs.)	No. of Vehicles	Fee collected (in Rs.)	Fee per Vehicle (in Rs.)	No. of Vehicles	Fee collected (in Rs.)
1	2	3	4	5	6	7	8
A-Car (Note-7)	16501	944405	15480	986527	Note-1	15907	1020032
B-LCV	940	91870	1124	128355		786	88440
C-Bus	1366	262210	1459	328534		1170	254248
D-Truck	0	0	0	0		0	0
E-Three-axle vehicle	0	0	0	0		0	0
F-Multi-axle Truck	1999	731560	1973	848257		1748	742975
G-Oversized vehicle	0	0	0	0		0	0
FASTag Debit Adjustment/ Chargeback Received from Bank (Net) (Note-5)	0	0	0	0	Note-5	0	0
H- Total	20806	2030045	20036	2291673		19611	2105694

Day/Month wise Opening Balance of Toll Collection & Traffic

Day	24										
Month	5										
Year	2026										
Toll Depositing Bank	State Bank Of India										
Bank Account No.	39177623786										
Transaction Type	Car/Jeep Count	Total Car/ Jeep Amount (in Rs.)	Bus/Truck Count	Total Bus / Truck Amount (in Rs.)	LCV Count	Total LCV Amount (in Rs.)	MAV (Multi Axle Vehicle Count)	Total MAV (Multi Axle Vehicle) Amount (in Rs.)	Three Axle Count	Three Axle Count Amount (in Rs.)	FASTag Debit Adjustment/ Chargeback Received from Bank (Net)
1	2	3	4	5	8	9	10	11	12	13	Note-5
Single Journey	9870	533799	854	162905	534	52202	1636	673423	0	0	0
Monthly Pass Sales	0	0	0	0	0	0	0	0	0	0	0
Daily Pass Sales	4894	399760	296	86138	227	32949	108	67497	0	0	0
Local Pass Sales	0	0	0	0	0	0	0	0	0	0	0
Return Pass Sales	0	0	0	0	0	0	0	0	0	0	0
Double User Fee (FASTag Lane Violation) (Note-6)	223	24304	3	1146	4	768	0	0	0	0	0
1.25 times User Fee via UPI (FASTag Lane Violation) (Note-9)	920	62169	17	4059	21	2520	4	2055	0	0	0

Traffic and Revenue Receivable (Annual Pass - Note 7)		
Transaction Type	Car/Jeep Count	Total Car/ Jeep Amount (in Rs.)
1	2	3
Annual Pass	2648	173051

Total Non-Tollable Traffic Count Entry Details (Note-2)					
Transaction Type	Car/Jeep Count	Bus/Truck Count	LCV Count	MAV (Multi Axle Vehicle Count)	Three Axle Count
1	2	3	5	6	7
Reuse & Exit	5301	570	529	131	0
Exemption & Violation	18861	571	191	574	0

Notes

- Fee for Fastag vehicles passing two toll plazas, is collected at two plazas in few cases and therefore section wise traffic details will not be available at one plaza for same.
- All Non-tollable traffic could not be recorded/reported due to unavailability of adequate Lanes & systems. Non-Tollable count includes Reuse of daily/return/monthly pass, exit trips, exemption and violations.
- Reporting (FASTag/Cash/Card) - 12:00:00 AM to 11:59:59 PM.
- Fastag Collection is net of Acquiring Bank Charges
- FASTag Debit Adjustment/Chargeback Received from Bank (Net)
- Double user fee (from cash vehicles entering dedicated Fastag lane) collected from vehicles are reported separately (count and revenue). These are included in vehicle category wise count and revenue.
- Annual FASTag pass w.e.f. 15 August 2025 as per directions of MPEL vide letter no MPEL/DIC/2025/676 dated August 14, 2025.
- Annual Pass Toll Revenue receivable (as given in the table above) is not included in the column 'Fee Collected'.
- '1.25' times User Fee via UPI for vehicles without a valid FASTag w.e.f. 15 November 2025 as per directions of MPEL vide letter no MPEL/02/DIC/968 dated 10 November 2025.



MONTHLY/DAILY FEE STATEMENT

Project Highway: National Highway NH-48

Day/Month: 25-May-2026

Sr. No.	Name of Toll Plaza Location	Chainage
1	National Highway NH-48 (from Km. 20+400 to 131+200)	
	Somatne Phata	30+050

Type of Vehicle	For corresponding day/month of previous year 25-May-2025		For preceding day/month 24-May-2026		For the day/month reported upon 25-May-2026		
	No. of Vehicles	Fee collected (in Rs.)	No. of Vehicles	Fee collected (in Rs.)	Fee per Vehicle (in Rs.)	Fee collected (in Rs.)	
1	2	3	4	5	6	7	
A-Car (Note-7)	17308	997726	15907	1020032	Note-1	12296	792569
B-LCV	685	66401	786	88440		1054	121056
C-Bus	1119	208982	1170	254248		1337	290834
D-Truck	0	0	0	0		0	0
E-Three-axle vehicle	0	0	0	0		0	0
F-Multi-axle Truck	1572	574992	1748	742975		2057	870106
G-Oversized vehicle	0	0	0	0		0	0
FASTag Debit Adjustment/ Chargeback Received from Bank (Net) (Note-5)	0	0	0	0	Note-5	0	1655
H- Total	20684	1848101	19611	2105694		16744	2076220

Day/Month wise Opening Balance of Toll Collection & Traffic

Day	25
Month	5
Year	2026
Toll Depositing Bank	State Bank Of India
Bank Account No.	39177623786

Transaction Type	Car/Jeep Count	Total Car/ Jeep Amount (in Rs.)	Bus/Truck Count	Total Bus / Truck Amount (in Rs.)	LCV Count	Total LCV Amount (in Rs.)	MAV (Multi Axle Vehicle Count)	Total MAV (Multi Axle Vehicle) Amount (in Rs.)	Three Axle Count	Three Axle Count Amount (in Rs.)	FASTag Debit Adjustment/ Chargeback Received from Bank (Net)
1	2	3	4	5	8	9	10	11	12	13	Note-5
Single Journey	7505	403715	962	183344	680	66685	1788	733655	0	0	1655
Monthly Pass Sales	1	419	0	0	0	0	79	18480	0	0	0
Daily Pass Sales	3923	321744	355	102715	358	52019	183	114066	0	0	0
Local Pass Sales	0	0	0	0	0	0	0	0	0	0	0
Return Pass Sales	0	0	0	0	0	0	0	0	0	0	0
Double User Fee (FASTag Lane Violation) (Note-6)	200	21600	0	0	6	1152	1	822	0	0	0
1.25 times User Fee via UPI (FASTag Lane Violation) (Note-9)	667	45091	20	4775	10	1200	6	3083	0	0	0

Traffic and Revenue Receivable (Annual Pass - Note 7)		
Transaction Type	Car/Jeep Count	Total Car/ Jeep Amount (in Rs.)
1	2	3
Annual Pass	2378	155614

Total Non-Tollable Traffic Count Entry Details (Note-2)					
Transaction Type	Car/Jeep Count	Bus/Truck Count	LCV Count	MAV (Multi Axle Vehicle Count)	Three Axle Count
1	2	3	5	6	7
Reuse & Exit	4602	785	914	219	0
Exemption & Violation	18934	682	345	907	0

Notes

1. Fee for Fastag vehicles passing two toll plazas, is collected at two plazas in few cases and therefore section wise traffic details will not be available at one plaza for same.
2. All Non-tollable traffic could not be recorded/reported due to unavailability of adequate Lanes & systems. Non-Tollable count includes Reuse of daily/return/monthly pass, exit trips, exemption and violations.
3. Reporting (FASTag/Cash/Card) - 12:00:00 AM to 11:59:59 PM.
4. Fastag Collection is net of Acquiring Bank Charges
5. FASTag Debit Adjustment/Chargeback Received from Bank (Net)
6. Double user fee (from cash vehicles entering dedicated Fastag lane) collected from vehicles are reported separately (count and revenue). These are included in vehicle category wise count and revenue.
7. Annual FASTag pass w.e.f. 15 August 2025 as per directions of MPEL vide letter no MPEL/DIC/2025/676 dated August 14, 2025.
8. Annual Pass Toll Revenue receivable (as given in the table above) is not included in the column 'Fee Collected'.
9. '1.25' times User Fee via UPI for vehicles without a valid FASTag w.e.f. 15 November 2025 as per directions of MPEL vide letter no MPEL/02/DIC/968 dated 10 November 2025.



MONTHLY/DAILY FEE STATEMENT

Project Highway: National Highway NH-48

Day/Month: 26-May-2026

Sr. No.	Name of Toll Plaza Location	Chainage
National Highway NH-48 (from Km. 20+400 to 131+200)		
1	Somatne Phata	30+050

Type of Vehicle	For corresponding day/month of previous year 26-May-2025		For preceding day/month 25-May-2026		For the day/month reported upon 26-May-2026		
	No. of Vehicles	Fee collected (in Rs.)	No. of Vehicles	Fee collected (in Rs.)	Fee per Vehicle (in Rs.)	No. of Vehicles	Fee collected (in Rs.)
1	2	3	4	5	6	7	8
A-Car (Note-7)	12231	705535	12296	792569	Note-1	11665	763908
B-LCV	897	89918	1054	121056		1139	131408
C-Bus	1241	236379	1337	290834		1423	316378
D-Truck	0	0	0	0		0	0
E-Three-axle vehicle	0	0	0	0		0	0
F-Multi-axle Truck	1833	673157	2057	870106		2072	887495
G-Oversized vehicle	0	0	0	0		0	0
FASTag Debit Adjustment/ Chargeback Received from Bank (Net) (Note-5)	0	2969	0	1655	Note-5	0	1441
H- Total	16202	1707959	16744	2076220		16299	2100631

Day/Month wise Opening Balance of Toll Collection & Traffic

Day	26
Month	5
Year	2026
Toll Depositing Bank	State Bank Of India
Bank Account No.	39177623786

Transaction Type	Car/Jeep Count	Total Car/ Jeep Amount (in Rs.)	Bus/Truck Count	Total Bus / Truck Amount (in Rs.)	LCV Count	Total LCV Amount (in Rs.)	MAV (Multi Axle Vehicle Count)	Total MAV (Multi Axle Vehicle) Amount (in Rs.)	Three Axle Count	Three Axle Count Amount (in Rs.)	FASTag Debit Adjustment/ Chargeback Received from Bank (Net)		
1	2	3	4	5	6	7	8	9	10	11	12	13	Note-5
Single Journey	6773	365884	987	189559	723	70765	1902	782351	0	0	0	0	1441
Monthly Pass Sales	1	809	0	0	0	0	0	0	0	0	0	0	0
Daily Pass Sales	4041	331602	400	115595	388	56707	164	101754	0	0	0	0	0
Local Pass Sales	0	0	0	0	0	0	0	0	0	0	0	0	0
Return Pass Sales	0	0	0	0	0	0	0	0	0	0	0	0	0
Double User Fee (FASTag Lane Violation) (Note-6)	199	21602	14	5732	8	1536	1	822	0	0	0	0	0
1.25 times User Fee via UPI (FASTag Lane Violation) (Note-9)	651	44011	22	5493	20	2400	5	2569	0	0	0	0	0

Traffic and Revenue Receivable (Annual Pass - Note 7)		
Transaction Type	Car/Jeep Count	Total Car/ Jeep Amount (in Rs.)
1	2	3
Annual Pass	2181	142470

Total Non-Tollable Traffic Count Entry Details (Note-2)					
Transaction Type	Car/Jeep Count	Bus/Truck Count	LCV Count	MAV (Multi Axle Vehicle Count)	Three Axle Count
1	2	3	4	5	6
Reuse & Exit	4737	854	991	214	0
Exemption & Violation	17379	696	354	986	0

- Notes**
1. Fee for Fastag vehicles passing two toll plazas, is collected at two plazas in few cases and therefore section wise traffic details will not be available at one plaza for same.
 2. All Non-tollable traffic could not be recorded/reported due to unavailability of adequate Lanes & systems. Non-Tollable count includes Reuse of daily/return/monthly pass, exit trips, exemption and violations.
 3. Reporting (FASTag/Cash/Card) - 12:00:00 AM to 11:59:59 PM.
 4. Fastag Collection is net of Acquiring Bank Charges
 5. FASTag Debit Adjustment/Chargeback Received from Bank (Net)
 6. Double user fee (from cash vehicles entering dedicated Fastag lane) collected from vehicles are reported separately (count and revenue). These are included in vehicle category wise count and revenue.
 7. Annual FASTag pass w.e.f. 15 August 2025 as per directions of MPEL/DIC/2025/676 dated August 14, 2025.
 8. Annual Pass Toll Revenue receivable (as given in the table above) is not included in the column 'Fee Collected'.
 9. '1.25' times User Fee via UPI for vehicles without a valid FASTag w.e.f. 15 November 2025 as per directions of MPEL/DIC/968 dated 10 November 2025.



MONTHLY/DAILY FEE STATEMENT

Project Highway: National Highway NH-48

Day/Month: 27-May-2026

Sr. No.	Name of Toll Plaza Location	Chainage
National Highway NH-48 (from Km. 20+400 to 131+200)		
1	Somatne Phata	30+050

Type of Vehicle	For corresponding day/month of previous year 27-May-2025		For preceding day/month 26-May-2026		For the day/month reported upon 27-May-2026		
	No. of Vehicles	Fee collected (in Rs.)	No. of Vehicles	Fee collected (in Rs.)	Fee per Vehicle (in Rs.)	No. of Vehicles	Fee collected (in Rs.)
1	2	3	4	5	6	7	8
A-Car (Note-7)	10950	646876	11665	763908	Note-1	11435	745440
B-LCV	921	93078	1139	131408		1139	134979
C-Bus	1344	255492	1423	316378		1439	355453
D-Truck	0	0	0	0		0	0
E-Three-axle vehicle	0	0	0	0		0	0
F-Multi-axle Truck	1798	666962	2072	887495		2102	904193
G-Oversized vehicle	0	0	0	0		0	0
FASTag Debit Adjustment/ Chargeback Received from Bank (Net) (Note-5)	0	681	0	1441	Note-5	0	1117
H-Total	15013	1663089	16299	2100631		16115	2141182

Day/Month wise Opening Balance of Toll Collection & Traffic

Day	27
Month	5
Year	2026
Toll Depositing Bank	State Bank Of India
Bank Account No.	39177623786

Transaction Type	Car/Jeep Count	Total Car/ Jeep Amount (in Rs.)	Bus/Truck Count	Total Bus / Truck Amount (in Rs.)	LCV Count	Total LCV Amount (in Rs.)	MAV (Multi Axle Vehicle Count)	Total MAV (Multi Axle Vehicle) Amount (in Rs.)	Three Axle Count	Three Axle Count Amount (in Rs.)	FASTag Debit Adjustment/ Chargeback Received from Bank (Net)		
1	2	3	4	5	6	7	8	9	10	11	12	13	Note-5
Single Journey	6729	362130	1027	197640	713	70462	1912	787351	0	0	0	0	1117
Monthly Pass Sales	2	2426	6	40069	1	2875	0	0	0	0	0	0	0
Daily Pass Sales	3822	313540	381	109959	403	58786	178	110369	0	0	0	0	0
Local Pass Sales	0	0	0	0	0	0	0	0	0	0	0	0	0
Return Pass Sales	0	0	0	0	0	0	0	0	0	0	0	0	0
Double User Fee (FASTag Lane Violation) (Note-6)	185	19980	10	4204	3	576	1	822	0	0	0	0	0
1.25 times User Fee via UPI (FASTag Lane Violation) (Note-9)	697	47365	15	3581	19	2280	11	5651	0	0	0	0	0

Traffic and Revenue Receivable (Annual Pass - Note 7)		
Transaction Type	Car/Jeep Count	Total Car/ Jeep Amount (in Rs.)
1	2	3
Annual Pass	2162	140356

Total Non-Tollable Traffic Count Entry Details (Note-2)					
Transaction Type	Car/Jeep Count	Bus/Truck Count	LCV Count	MAV (Multi Axle Vehicle Count)	Three Axle Count
1	2	3	4	5	6
Reuse & Exit	4570	846	1005	229	0
Exemption & Violation	18906	582	325	983	0

Notes

1. Fee for Fastag vehicles passing two toll plazas, is collected at two plazas in few cases and therefore section wise traffic details will not be available at one plaza for same.
2. All Non-tollable traffic could not be recorded/reported due to unavailability of adequate Lanes & systems. Non-Tollable count includes Reuse of daily/return/monthly pass, exit trips, exemption and violations.
3. Reporting (FASTag/Cash/Card) - 12:00:00 AM to 11:59:59 PM.
4. Fastag Collection is net of Acquiring Bank Charges
5. FASTag Debit Adjustment/Chargeback Received from Bank (Net)
6. Double user fee (from cash vehicles entering dedicated Fastag lane) collected from vehicles are reported separately (count and revenue). These are included in vehicle category wise count and revenue.
7. Annual FASTag pass w.e.f. 15 August 2025 as per directions of MPEL/DIC/2025/676 dated August 14, 2025.
8. Annual Pass Toll Revenue receivable (as given in the table above) is not included in the column 'Fee Collected'.
9. '1.25' times User Fee via UPI for vehicles without a valid FASTag w.e.f. 15 November 2025 as per directions of MPEL/DIC/968 dated 10 November 2025.



MONTHLY/DAILY FEE STATEMENT

Project Highway: National Highway NH-48

Day/Month: 28-May-2026

Sr. No.	Name of Toll Plaza Location	Chainage
1	National Highway NH-48 (from Km. 20+400 to 131+200)	
	Somatne Phata	30+050

Type of Vehicle	For corresponding day/month of previous year 28-May-2025		For preceding day/month 27-May-2026		For the day/month reported upon 28-May-2026		
	No. of Vehicles	Fee collected (in Rs.)	No. of Vehicles	Fee collected (in Rs.)	Fee per Vehicle (in Rs.)	Fee collected (in Rs.)	
1	2	3	4	5	6	7	
A-Car (Note-7)	11819	704496	11435	745440	Note-1	12523	823552
B-LCV	986	175754	1139	134979		1093	180757
C-Bus	1377	260774	1439	355453		1318	287868
D-Truck	0	0	0	0		0	0
E-Three-axle vehicle	0	0	0	0		0	0
F-Multi-axle Truck	2166	781203	2102	904193		2064	891540
G-Oversized vehicle	0	0	0	0		0	0
FASTag Debit Adjustment/ Chargeback Received from Bank (Net) (Note-5)	0	689	0	1117	Note-5	0	0
H- Total	16348	1922916	16115	2141182		16998	2183717

Day/Month wise Opening Balance of Toll Collection & Traffic

Day	28
Month	5
Year	2026
Toll Depositing Bank	State Bank Of India
Bank Account No.	39177623786

Transaction Type	Car/Jeep Count	Total Car/ Jeep Amount (in Rs.)	Bus/Truck Count	Total Bus / Truck Amount (in Rs.)	LCV Count	Total LCV Amount (in Rs.)	MAV (Multi Axle Vehicle Count)	Total MAV (Multi Axle Vehicle Amount (in Rs.)	Three Axle Count	Three Axle Count Amount (in Rs.)	FASTag Debit Adjustment/ Chargeback Received from Bank (Net)
1	2	3	4	5	8	9	10	11	12	13	Note-5
Single Journey	7254	391557	942	179219	689	67889	1859	763824	0	0	0
Monthly Pass Sales	6	7307	0	0	20	57498	0	0	0	0	0
Daily Pass Sales	4399	359900	360	104256	365	53018	197	122682	0	0	0
Local Pass Sales	0	0	0	0	0	0	0	0	0	0	0
Return Pass Sales	0	0	0	0	0	0	0	0	0	0	0
Double User Fee (FASTag Lane Violation) (Note-6)	158	17064	4	1528	1	192	3	2466	0	0	0
1.25 times User Fee via UPI (FASTag Lane Violation) (Note-9)	706	47724	12	2865	18	2160	5	2569	0	0	0

Traffic and Revenue Receivable (Annual Pass - Note 7)		
Transaction Type	Car/Jeep Count	Total Car/ Jeep Amount (in Rs.)
1	2	3
Annual Pass	2404	157067

Total Non-Tollable Traffic Count Entry Details (Note-2)					
Transaction Type	Car/Jeep Count	Bus/Truck Count	LCV Count	MAV (Multi Axle Vehicle Count)	Three Axle Count
1	2	3	5	6	7
Reuse & Exit	5080	815	962	249	0
Exemption & Violation	19563	652	374	957	0

Notes

1. Fee for Fastag vehicles passing two toll plazas, is collected at two plazas in few cases and therefore section wise traffic details will not be available at one plaza for same.
2. All Non-tollable traffic could not be recorded/reported due to unavailability of adequate Lanes & systems. Non-Tollable count includes Reuse of daily/return/monthly pass, exit trips, exemption and violations.
3. Reporting (FASTag/Cash/Card) - 12:00:00 AM to 11:59:59 PM.
4. Fastag Collection is net of Acquiring Bank Charges
5. FASTag Debit Adjustment/Chargeback Received from Bank (Net)
6. Double user fee (from cash vehicles entering dedicated Fastag lane) collected from vehicles are reported separately (count and revenue). These are included in vehicle category wise count and revenue.
7. Annual FASTag pass w.e.f. 15 August 2025 as per directions of MPEL/DIC/2025/676 dated August 14, 2025.
8. Annual Pass Toll Revenue receivable (as given in the table above) is not included in the column "Fee Collected".
9. "1.25" times User Fee via UPI for vehicles without a valid FASTag w.e.f. 15 November 2025 as per directions of MPEL/DIC/968 dated 10 November 2025.



MONTHLY/DAILY FEE STATEMENT

Project Highway: National Highway NH-48

Day/Month: 29-May-2026

Sr. No.	Name of Toll Plaza Location	Chainage
1	National Highway NH-48 (from Km. 20+400 to 131+200)	
	Somatne Phata	30+050

Type of Vehicle	For corresponding day/month of previous year 29-May-2025		For preceding day/month 28-May-2026		For the day/month reported upon 29-May-2026		
	No. of Vehicles	Fee collected (in Rs.)	No. of Vehicles	Fee collected (in Rs.)	Fee per Vehicle (in Rs.)	Fee collected (in Rs.)	
1	2	3	4	5	6	7	
A-Car (Note-7)	12326	728351	12523	823552	Note-1	13022	844972
B-LCV	1053	157832	1093	180757		1105	137193
C-Bus	1396	365232	1318	287868		1427	406605
D-Truck	0	0	0	0		0	0
E-Three-axle vehicle	0	0	0	0		0	0
F-Multi-axle Truck	2065	766724	2064	891540		2095	876142
G-Oversized vehicle	0	0	0	0		0	0
FASTag Debit Adjustment/ Chargeback Received from Bank (Net) (Note-5)	0	969	0	0	Note-5	0	1489
H- Total	16840	2029108	16998	2183717		17649	2266401

Day/Month wise Opening Balance of Toll Collection & Traffic

Day	29
Month	5
Year	2026
Toll Depositing Bank	State Bank Of India
Bank Account No.	39177623786

Transaction Type	Car/Jeep Count	Total Car/ Jeep Amount (in Rs.)	Bus/Truck Count	Total Bus / Truck Amount (in Rs.)	LCV Count	Total LCV Amount (in Rs.)	MAV (Multi Axle Vehicle Count)	Total MAV (Multi Axle Vehicle Amount (in Rs.)	Three Axle Count	Three Axle Count Amount (in Rs.)	FASTag Debit Adjustment/ Chargeback Received from Bank (Net)
1	2	3	4	5	8	9	10	11	12	13	Note-5
Single Journey	8007	430808	1003	192625	661	64944	1809	743994	0	0	1489
Monthly Pass Sales	8	9313	17	97238	3	8625	92	11000	0	0	0
Daily Pass Sales	4056	332845	376	108625	410	59689	193	120634	0	0	0
Local Pass Sales	0	0	0	0	0	0	0	0	0	0	0
Return Pass Sales	0	0	0	0	0	0	0	0	0	0	0
Double User Fee (FASTag Lane Violation) (Note-6)	180	19904	5	1910	3	576	0	0	0	0	0
1.25 times User Fee via UPI (FASTag Lane Violation) (Note-9)	771	52201	26	6208	28	3360	1	514	0	0	0

Traffic and Revenue Receivable (Annual Pass - Note 7)		
Transaction Type	Car/Jeep Count	Total Car/ Jeep Amount (in Rs.)
1	2	3
Annual Pass	2271	147820

Total Non-Tollable Traffic Count Entry Details (Note-2)					
Transaction Type	Car/Jeep Count	Bus/Truck Count	LCV Count	MAV (Multi Axle Vehicle Count)	Three Axle Count
1	2	3	5	6	7
Reuse & Exit	4777	797	1009	231	0
Exemption & Violation	19979	680	359	1107	0

Notes

1. Fee for Fastag vehicles passing two toll plazas, is collected at two plazas in few cases and therefore section wise traffic details will not be available at one plaza for same.
2. All Non-tollable traffic could not be recorded/reported due to unavailability of adequate Lanes & systems. Non-Tollable count includes Reuse of daily/return/monthly pass, exit trips, exemption and violations.
3. Reporting (FASTag/Cash/Card) - 12:00:00 AM to 11:59:59 PM.
4. Fastag Collection is net of Acquiring Bank Charges
5. FASTag Debit Adjustment/Chargeback Received from Bank (Net)
6. Double user fee (from cash vehicles entering dedicated Fastag lane) collected from vehicles are reported separately (count and revenue). These are included in vehicle category wise count and revenue.
7. Annual FASTag pass w.e.f. 15 August 2025 as per directions of MPEL vide letter no MPEL/DIC/2025/676 dated August 14, 2025.
8. Annual Pass Toll Revenue receivable (as given in the table above) is not included in the column "Fee Collected".
9. "1.25" times User Fee via UPI for vehicles without a valid FASTag w.e.f. 15 November 2025 as per directions of MPEL vide letter no MPEL/02/DIC/968 dated 10 November 2025.



MONTHLY/DAILY FEE STATEMENT

Project Highway: National Highway NH-48 Day/Month: 30-May-2026

Sr. No.	Name of Toll Plaza Location	Chainage
1	National Highway NH-48 (from Km. 20+400 to 131+200) Somatne Phata	30+050

Type of Vehicle	For corresponding day/month of previous year 30-May-2025		For preceding day/month 29-May-2026		For the day/month reported upon 30-May-2026		
	No. of Vehicles	Fee collected (in Rs.)	No. of Vehicles	Fee collected (in Rs.)	Fee per Vehicle (in Rs.)	Fee collected (in Rs.)	
1	2	3	4	5	6	7	
A-Car (Note-7)	13116	770314	13022	844972	Note-1	15546	1003712
B-LCV	1036	107885	1105	137193		1242	247857
C-Bus	1443	280723	1427	406605		1521	357939
D-Truck	0	0	0	0		0	0
E-Three-axle vehicle	0	0	0	0		0	0
F-Multi-axle Truck	2009	747106	2095	876142		2163	947857
G-Oversized vehicle	0	0	0	0		0	0
FASTag Debit Adjustment/ Chargeback Received from Bank (Net) (Note-5)	0	1092	0	1489	Note-5	0	872
H- Total	17604	1907120	17649	2266401		20472	2558237

Day/Month wise Opening Balance of Toll Collection & Traffic

Day	30
Month	5
Year	2026
Toll Depositing Bank	State Bank Of India
Bank Account No.	39177623786

Transaction Type	Car/Jeep Count	Total Car/ Jeep Amount (in Rs.)	Bus/Truck Count	Total Bus / Truck Amount (in Rs.)	LCV Count	Total LCV Amount (in Rs.)	MAV (Multi Axle Vehicle Count)	Total MAV (Multi Axle Vehicle Amount (in Rs.)	Three Axle Count	Three Axle Count Amount (in Rs.)	FASTag Debit Adjustment/ Chargeback Received from Bank (Net)
1	2	3	4	5	8	9	10	11	12	13	Note-5
Single Journey	9893	532656	1055	201959	766	74838	1935	794805	0	0	872
Monthly Pass Sales	12	15393	4	22879	38	109246	1	12308	0	0	0
Daily Pass Sales	4584	376151	439	126750	404	59117	215	133346	0	0	0
Local Pass Sales	0	0	0	0	0	0	0	0	0	0	0
Return Pass Sales	0	0	0	0	0	0	0	0	0	0	0
Double User Fee (FASTag Lane Violation) (Note-6)	187	20560	6	2292	8	1536	4	3288	0	0	0
1.25 times User Fee via UPI (FASTag Lane Violation) (Note-9)	870	58953	17	4059	26	3120	8	4110	0	0	0

Traffic and Revenue Receivable (Annual Pass - Note 7)		
Transaction Type	Car/Jeep Count	Total Car/ Jeep Amount (in Rs.)
1	2	3
Annual Pass	2781	180053

Total Non-Tollable Traffic Count Entry Details (Note-2)					
Transaction Type	Car/Jeep Count	Bus/Truck Count	LCV Count	MAV (Multi Axle Vehicle Count)	Three Axle Count
1	2	3	5	6	7
Reuse & Exit	5297	860	882	262	0
Exemption & Violation	19814	672	375	1188	0

- Notes**
1. Fee for Fastag vehicles passing two toll plazas, is collected at two plazas in few cases and therefore section wise traffic details will not be available at one plaza for same.
 2. All Non-tollable traffic could not be recorded/reported due to unavailability of adequate Lanes & systems. Non-Tollable count includes Reuse of daily/return/monthly pass, exit trips, exemption and violations.
 3. Reporting (FASTag/Cash/Card) - 12:00:00 AM to 11:59:59 PM.
 4. Fastag Collection is net of Acquiring Bank Charges
 5. FASTag Debit Adjustment/Chargeback Received from Bank (Net)
 6. Double user fee (from cash vehicles entering dedicated Fastag lane) collected from vehicles are reported separately (count and revenue). These are included in vehicle category wise count and revenue.
 7. Annual FASTag pass w.e.f. 15 August 2025 as per directions of MPEL/DIC/2025/676 dated August 14, 2025.
 8. Annual Pass Toll Revenue receivable (as given in the table above) is not included in the column "Fee Collected".
 9. "1.25" times User Fee via UPI for vehicles without a valid FASTAG w.e.f. 15 November 2025 as per directions of MPEL/DIC/968 dated 10 November 2025.



MONTHLY/DAILY FEE STATEMENT

Project Highway: National Highway NH-48

Day/Month: 01-May-2026

Sr. No.	Name of Toll Plaza Location	Chainage
1	National Highway NH-48 (from Km. 20+400 to 131+200) Varsoli	60+050

Type of Vehicle	For corresponding day/month of previous year 1-May-2025		For preceding day/month 30-Apr-2026		For the day/month reported upon 1-May-2026		
	No. of Vehicles	Fee collected (in lakh Rs.)	No. of Vehicles	Fee collected (in lakh Rs.)	Fee per Vehicle (in Rs.)	No. of Vehicles	Fee collected (in lakh Rs.)
1	2	3	4	5	6	7	8
A-Car (Note-7)	11176	658614	8509	544560	Note-1	11499	734689
B-LCV	911	88530	1305	143623		933	102072
C-Bus	1147	206547	1328	281673		1070	233847
D-Truck	0	0	0	0		0	0
E-Three-axle vehicle	0	0	0	0		0	0
F-Multi-axle Truck	2747	999396	2863	1268728		2383	1015602
G-Oversized vehicle	0	0	0	0		0	0
FASTag Debit Adjustment/ Chargeback Received from Bank (Net) (Note-5)	0	0	0	836	Note-5	0	0
H- Total	15981	1953087	14005	2239420		15885	2086210

Day/Month wise Opening Balance of Toll Collection & Traffic

Day	1
Month	5
Year	2026
Toll Depositing Bank	State Bank Of India
Bank Account No.	39177623786

Transaction Type	Car/Jeep Count	Total Car/ Jeep Amount (in Rs.)	Bus/Truck Count	Total Bus / Truck Amount (in Rs.)	LCV Count	Total LCV Amount (in Rs.)	MAV (Multi Axle Vehicle Count)	Total MAV (Multi Axle Vehicle) Amount (in Rs.)	Three Axle Count	Three Axle Count Amount (in Rs.)	FASTag Debit Adjustment/ Chargeback Received from Bank (Net) Note-5
1	2	3	4	5	8	9	10	11	12	13	
Single Journey	7376	402969	882	169141	738	71369	2197	901644	0	0	0
Monthly Pass Sales	0	0	2	11440	1	2875	0	0	0	0	0
Daily Pass Sales	3029	246189	171	49255	170	24732	181	111389	0	0	0
Local Pass Sales	0	0	0	0	0	0	0	0	0	0	0
Return Pass Sales	0	0	0	0	0	0	0	0	0	0	0
Double User Fee (FASTag Lane Violation) (Note-6)	278	30244	3	1146	3	576	0	0	0	0	0
1.25 times User Fee via UPI (FASTag Lane Violation) (Note-9)	816	55286	12	2865	21	2520	5	2569	0	0	0

Traffic and Revenue Receivable (Annual Pass - Note 7)		
Transaction Type	Car/Jeep Count	Total Car/ Jeep Amount (in Rs.)
1	2	3
Annual Pass	1276	80494

Total Non-Tollable Traffic Count Entry Details (Note-2)					
Transaction Type	Car/Jeep Count	Bus/Truck Count	LCV Count	MAV (Multi Axle Vehicle Count)	Three Axle Count
1	2	3	5	6	7
Reuse & Exit	3427	187	188	192	0
Exemption & Violation	6695	358	165	152	0



Notes

1. Fee for Fastag vehicles passing two toll plazas, is collected at two plazas in few cases and therefore section wise traffic details will not be available at one plaza for same.
2. All Non-tollable traffic could not be recorded/reported due to unavailability of adequate Lanes & systems. Non-Tollable count includes Reuse of daily/return/monthly pass, exit trips, exemption and violations.
3. Reporting (FASTag/Cash/Card) - 12:00:00 AM to 11:59:59 PM.
4. Fastag Collection is net of Acquiring Bank Charges
5. FASTag Debit Adjustment/Chargeback Received from Bank (Net)
6. Double user fee (from cash vehicles entering dedicated Fastag lane) collected from vehicles are reported separately (count and revenue). These are included in vehicle category wise count and revenue.
7. Annual FASTag pass w.e.f. 15 August 2025 as per directions of MPEL vide letter no MPEL/DIC/2025/676 dated August 14, 2025.
8. Annual Pass Toll Revenue receivable (as given in the table above) is not included in the column 'Fee Collected'.
9. '1.25' times User Fee via UPI for vehicles without a valid FASTag w.e.f. 15 November 2025 as per directions of MPEL vide letter no MPEL/02/DIC/968 dated 10 November 2025.

MONTHLY/DAILY FEE STATEMENT

Project Highway: National Highway NH-48

Day/Month: 02-May-2026

Sr. No.	Name of Toll Plaza Location	Chainage
1	National Highway NH-48 (from Km. 20+400 to 131+200) Varsoli	60+050

Type of Vehicle	For corresponding day/month of previous year 2-May-2025		For preceding day/month 1-May-2026		For the day/month reported upon 2-May-2026		
	No. of Vehicles	Fee collected (in lakh Rs.)	No. of Vehicles	Fee collected (in lakh Rs.)	Fee per Vehicle (in Rs.)	No. of Vehicles	Fee collected (in lakh Rs.)
1	2	3	4	5	6	7	8
A-Car (Note-7)	8931	526021	11499	734689	Note-1	9337	608968
B-LCV	1011	99296	933	102072		950	105612
C-Bus	1137	213729	1070	233847		1031	226663
D-Truck	0	0	0	0		0	0
E-Three-axle vehicle	0	0	0	0		0	0
F-Multi-axle Truck	2510	948258	2383	1015602		2165	965833
G-Oversized vehicle	0	0	0	0		0	0
FASTag Debit Adjustment/ Chargeback Received from Bank (Net) (Note-5)	0	1317	0	0	Note-5	0	1535
H- Total	13589	1788621	15885	2086210		13483	1908611

Day/Month wise Opening Balance of Toll Collection & Traffic

Day	2
Month	5
Year	2026
Toll Depositing Bank	State Bank Of India
Bank Account No.	39177623786

Transaction Type	Car/Jeep Count	Total Car/ Jeep Amount (in Rs.)	Bus/Truck Count	Total Bus / Truck Amount (in Rs.)	LCV Count	Total LCV Amount (in Rs.)	MAV (Multi Axle Vehicle Count)	Total MAV (Multi Axle Vehicle) Amount (in Rs.)	Three Axle Count	Three Axle Count Amount (in Rs.)	FASTag Debit Adjustment/ Chargeback Received from Bank (Net) Note-5
1	2	3	4	5	8	9	10	11	12	13	
Single Journey	5517	300932	778	149017	661	63759	1786	733298	0	0	1535
Monthly Pass Sales	1	419	1	5720	0	0	0	0	0	0	0
Daily Pass Sales	2998	243718	240	68918	280	40773	370	227908	0	0	0
Local Pass Sales	0	0	0	0	0	0	0	0	0	0	0
Return Pass Sales	0	0	0	0	0	0	0	0	0	0	0
Double User Fee (FASTag Lane Violation) (Note-6)	206	22248	1	382	0	0	4	2058	0	0	0
1.25 times User Fee via UPI (FASTag Lane Violation) (Note-9)	615	41650	11	2626	9	1080	5	2569	0	0	0

Traffic and Revenue Receivable (Annual Pass - Note 7)		
Transaction Type	Car/Jeep Count	Total Car/ Jeep Amount (in Rs.)
1	2	3
Annual Pass	1110	68030

Total Non-Tollable Traffic Count Entry Details (Note-2)						
Transaction Type	Car/Jeep Count	Bus/Truck Count	LCV Count	MAV (Multi Axle Vehicle Count)	Three Axle Count	
1	2	3	5	6	7	
Reuse & Exit	3476	250	294	385		0
Exemption & Violation	6267	516	135	268		0



Notes

1. Fee for Fastag vehicles passing two toll plazas, is collected at two plazas in few cases and therefore section wise traffic details will not be available at one plaza for same.
2. All Non-tollable traffic could not be recorded/reported due to unavailability of adequate Lanes & systems. Non-Tollable count includes Reuse of daily/return/monthly pass, exit trips, exemption and violations.
3. Reporting (FASTag/Cash/Card) - 12:00:00 AM to 11:59:59 PM.
4. Fastag Collection is net of Acquiring Bank Charges
5. FASTag Debit Adjustment/Chargeback Received from Bank (Net)
6. Double user fee (from cash vehicles entering dedicated Fastag lane) collected from vehicles are reported separately (count and revenue). These are included in vehicle category wise count and revenue.
7. Annual FASTag pass w.e.f. 15 August 2025 as per directions of MPCL vide letter no MPCL/DIC/2025/676 dated August 14, 2025.
8. Annual Pass Toll Revenue receivable (as given in the table above) is not included in the column 'Fee Collected'.
9. '1.25' times User Fee via UPI for vehicles without a valid FASTag w.e.f. 15 November 2025 as per directions of MPCL vide letter no MPCL/02/DIC/968 dated 10 November 2025.

MONTHLY/DAILY FEE STATEMENT

Project Highway: National Highway NH-48

Day/Month: 03-May-2026

Sr. No.	Name of Toll Plaza Location	Chainage
1	Varsoli National Highway NH-48 (from Km. 20+400 to 131+200)	60+050

Type of Vehicle	For corresponding day/month of previous year 3-May-2025		For preceding day/month 2-May-2026		For the day/month reported upon 3-May-2026		
	No. of Vehicles	Fee collected (in lakh Rs.)	No. of Vehicles	Fee collected (in lakh Rs.)	Fee per Vehicle (in Rs.)	No. of Vehicles	Fee collected (in lakh Rs.)
1	2	3	4	5	6	7	8
A-Car (Note-7)	10666	615120	9337	608968	Note-1	10119	660483
B-LCV	1243	120297	950	105612		851	92588
C-Bus	1382	255773	1031	226663		1074	227482
D-Truck	0	0	0	0		0	0
E-Three-axle vehicle	0	0	0	0		0	0
F-Multi-axle Truck	3227	1233459	2165	965833		2407	1053970
G-Oversized vehicle	0	0	0	0		0	0
FASTag Debit Adjustment/ Chargeback Received from Bank (Net) (Note-5)	0	371	0	1535	Note-5	0	0
H- Total	16518	2225021	13483	1908611		14451	2034523

Day/Month wise Opening Balance of Toll Collection & Traffic

Day	3										
Month	5										
Year	2026										
Toll Depositing Bank	State Bank Of India										
Bank Account No.	39177623786										
Transaction Type	Car/Jeep Count	Total Car/ Jeep Amount (in Rs.)	Bus/Truck Count	Total Bus / Truck Amount (in Rs.)	LCV Count	Total LCV Amount (in Rs.)	MAV (Multi Axle Vehicle Count)	Total MAV (Multi Axle Vehicle) Amount (in Rs.)	Three Axle Count	Three Axle Count Amount (in Rs.)	FASTag Debit Adjustment/ Chargeback Received from Bank (Net) Note-5
1	2	3	4	5	8	9	10	11	12	13	
Single Journey	6167	335747	845	162094	637	61730	2084	855698	0	0	0
Monthly Pass Sales	3	7338	0	0	0	0	0	0	0	0	0
Daily Pass Sales	2922	237552	214	61378	197	28530	316	194676	0	0	0
Local Pass Sales	0	0	0	0	0	0	0	0	0	0	0
Return Pass Sales	0	0	0	0	0	0	0	0	0	0	0
Double User Fee (FASTag Lane Violation) (Note-6)	251	27328	3	1146	4	768	0	0	0	0	0
1.25 times User Fee via UPI (FASTag Lane Violation) (Note-9)	776	52518	12	2865	13	1560	7	3596	0	0	0

Traffic and Revenue Receivable (Annual Pass - Note 7)		
Transaction Type	Car/Jeep Count	Total Car/ Jeep Amount (in Rs.)
1	2	3
Annual Pass	1127	70302

Total Non-Tollable Traffic Count Entry Details (Note-2)						
Transaction Type	Car/Jeep Count	Bus/Truck Count	LCV Count	MAV (Multi Axle Vehicle Count)	Three Axle Count	
1	2	3	5	6	7	
Reuse & Exit	3253	228	217	334		0
Exemption & Violation	7173	447	141	181		0



Notes

1. Fee for Fastag vehicles passing two toll plazas, is collected at two plazas in few cases and therefore section wise traffic details will not be available at one plaza for same.
2. All Non-tollable traffic could not be recorded/reported due to unavailability of adequate Lanes & systems. Non-Tollable count includes Reuse of daily/return/monthly pass, exit trips, exemption and violations.
3. Reporting (FASTag/Cash/Card) - 12:00:00 AM to 11:59:59 PM.
4. Fastag Collection is net of Acquiring Bank Charges
5. FASTag Debit Adjustment/Chargeback Received from Bank (Net)
6. Double user fee (from cash vehicles entering dedicated Fastag lane) collected from vehicles are reported separately (count and revenue). These are included in vehicle category wise count and revenue.
7. Annual FASTag pass w.e.f. 15 August 2025 as per directions of MPEL vide letter no MPEL/DIC/2025/676 dated August 14, 2025.
8. Annual Pass Toll Revenue receivable (as given in the table above) is not included in the column 'Fee Collected'.
9. '1.25' times User Fee via UPI for vehicles without a valid FASTag w.e.f. 15 November 2025 as per directions of MPEL vide letter no MPEL/02/DIC/968 dated 10 November 2025.

MONTHLY/DAILY FEE STATEMENT

Project Highway: National Highway NH-48

Day/Month: 04-May-2026

Sr. No.	Name of Toll Plaza Location	Chainage
National Highway NH-48 (from Km. 20+400 to 131+200)		
1	Varsoli	60+050

Type of Vehicle	For corresponding day/month of previous year 4-May-2025		For preceding day/month 3-May-2026		For the day/month reported upon 4-May-2026		
	No. of Vehicles	Fee collected (in lakh Rs.)	No. of Vehicles	Fee collected (in lakh Rs.)	Fee per Vehicle (in Rs.)	No. of Vehicles	Fee collected (in lakh Rs.)
1	2	3	4	5	6	7	8
A-Car (Note-7)	11456	667913	10119	660483	Note-1	6750	439803
B-LCV	905	85583	851	92588		979	116511
C-Bus	1176	216492	1074	227482		1062	228245
D-Truck	0	0	0	0		0	0
E-Three-axle vehicle	0	0	0	0		0	0
F-Multi-axle Truck	2771	1027985	2407	1053970		2335	1041565
G-Oversized vehicle	0	0	0	0		0	0
FASTag Debit Adjustment/ Chargeback Received from Bank (Net) (Note-5)	0	0	0	0	Note-5	0	2100
H- Total	16308	1997972	14451	2034523		11126	1828224

Day/Month wise Opening Balance of Toll Collection & Traffic

Day	4										
Month	5										
Year	2026										
Toll Depositing Bank	State Bank Of India										
Bank Account No.	39177623786										
Transaction Type	Car/Jeep Count	Total Car/ Jeep Amount (in Rs.)	Bus/Truck Count	Total Bus / Truck Amount (in Rs.)	LCV Count	Total LCV Amount (in Rs.)	MAV (Multi Axle Vehicle Count)	Total MAV (Multi Axle Vehicle) Amount (in Rs.)	Three Axle Count	Three Axle Count Amount (in Rs.)	FASTag Debit Adjustment/ Chargeback Received from Bank (Net) Note-5
1	2	3	4	5	8	9	10	11	12	13	
Single Journey	4115	224597	802	153696	641	61816	1929	792519	0	0	2100
Monthly Pass Sales	2	4073	0	0	2	5755	0	0	0	0	0
Daily Pass Sales	2000	163031	252	72352	321	46780	397	244317	0	0	0
Local Pass Sales	0	0	0	0	0	0	0	0	0	0	0
Return Pass Sales	0	0	0	0	0	0	0	0	0	0	0
Double User Fee (FASTag Lane Violation) (Note-6)	121	13178	2	764	5	960	3	1646	0	0	0
1.25 times User Fee via UPI (FASTag Lane Violation) (Note-9)	512	34925	6	1433	10	1200	6	3083	0	0	0

Traffic and Revenue Receivable (Annual Pass - Note 7)		
Transaction Type	Car/Jeep Count	Total Car/ Jeep Amount (in Rs.)
1	2	3
Annual Pass	838	53100

Total Non-Tollable Traffic Count Entry Details (Note-2)					
Transaction Type	Car/Jeep Count	Bus/Truck Count	LCV Count	MAV (Multi Axle Vehicle Count)	Three Axle Count
1	2	3	5	6	7
Reuse & Exit	2182	284	344	427	0
Exemption & Violation	7328	473	169	249	0



Notes

- Fee for Fastag vehicles passing two toll plazas, is collected at two plazas in few cases and therefore section wise traffic details will not be available at one plaza for same.
- All Non-tollable traffic could not be recorded/reported due to unavailability of adequate Lanes & systems. Non-Tollable count includes Reuse of daily/return/monthly pass, exit trips, exemption and violations.
- Reporting (FASTag/Cash/Card) - 12:00:00 AM to 11:59:59 PM.
- FASTag Collection is net of Acquiring Bank Charges
- FASTag Debit Adjustment/Chargeback Received from Bank (Net)
- Double user fee (from cash vehicles entering dedicated Fastag lane) collected from vehicles are reported separately (count and revenue). These are included in vehicle category wise count and revenue.
- Annual FASTag pass w.e.f. 15 August 2025 as per directions of MPEL vide letter no MPEL/DIC/2025/676 dated August 14, 2025.
- Annual Pass Toll Revenue receivable (as given in the table above) is not included in the column 'Fee Collected'.
- 1.25 times User Fee via UPI for vehicles without a valid FASTag w.e.f. 15 November 2025 as per directions of MPEL vide letter no MPEL/02/DIC/968 dated 10 November 2025.

MONTHLY/DAILY FEE STATEMENT

Project Highway: National Highway NH-48

Day/Month: 05-May-2026

Sr. No.	Name of Toll Plaza Location	Chainage
1	National Highway NH-48 (from Km. 20+400 to 131+200) Varsoli	60+050

Type of Vehicle	For corresponding day/month of previous year 5-May-2025		For preceding day/month 4-May-2026		For the day/month reported upon 5-May-2026		
	No. of Vehicles	Fee collected (in lakh Rs.)	No. of Vehicles	Fee collected (in lakh Rs.)	Fee per Vehicle (in Rs.)	No. of Vehicles	Fee collected (in lakh Rs.)
1	2	3	4	5	6	7	8
A-Car (Note-7)	8127	471246	6750	439803	Note-1	6852	457279
B-LCV	1005	98276	979	116511		1243	141884
C-Bus	1194	223430	1062	228245		1300	282280
D-Truck	0	0	0	0		0	0
E-Three-axle vehicle	0	0	0	0		0	0
F-Multi-axle Truck	2630	1000468	2335	1041565		2851	1280006
G-Oversized vehicle	0	0	0	0		0	0
FASTag Debit Adjustment/ Chargeback Received from Bank (Net) (Note-5)	0	2126	0	2100	Note-5	0	1184
H- Total	12956	1795547	11126	1828224		12246	2162633

Day/Month wise Opening Balance of Toll Collection & Traffic

Day	5										
Month	5										
Year	2026										
Toll Depositing Bank	State Bank Of India										
Bank Account No.	39177623786										
Transaction Type	Car/Jeep Count	Total Car/ Jeep Amount (in Rs.)	Bus/Truck Count	Total Bus / Truck Amount (in Rs.)	LCV Count	Total LCV Amount (in Rs.)	MAV (Multi Axle Vehicle Count)	Total MAV (Multi Axle Vehicle) Amount (in Rs.)	Three Axle Count	Three Axle Count Amount (in Rs.)	FASTag Debit Adjustment/ Chargeback Received from Bank (Net)
1	2	3	4	5	8	9	10	11	12	13	Note-5
Single Journey	3722	203953	952	182705	786	76056	2310	948696	0	0	1184
Monthly Pass Sales	0	0	0	0	0	0	0	0	0	0	0
Daily Pass Sales	2437	198785	338	97044	433	62659	526	323705	0	0	0
Local Pass Sales	0	0	0	0	0	0	0	0	0	0	0
Return Pass Sales	0	0	0	0	0	0	0	0	0	0	0
Double User Fee (FASTag Lane Violation) (Note-6)	190	20520	1	382	4	768	1	412	0	0	0
1.25 times User Fee via UPI (FASTag Lane Violation) (Note-9)	503	34021	9	2149	20	2400	14	7193	0	0	0

Traffic and Revenue Receivable (Annual Pass - Note 7)		
Transaction Type	Car/Jeep Count	Total Car/ Jeep Amount (in Rs.)
1	2	3
Annual Pass	734	45894

Total Non-Tollable Traffic Count Entry Details (Note-2)						
Transaction Type	Car/Jeep Count	Bus/Truck Count	LCV Count	MAV (Multi Axle Vehicle Count)	Three Axle Count	
1	2	3	5	6	7	
Reuse & Exit	2724	376	457	551		0
Exemption & Violation	6860	445	172	267		0



Notes

1. Fee for Fastag vehicles passing two toll plazas, is collected at two plazas in few cases and therefore section wise traffic details will not be available at one plaza for same.
2. All Non-tollable traffic could not be recorded/reported due to unavailability of adequate Lanes & systems. Non-Tollable count includes Reuse of daily/return/monthly pass, exit trips, exemption and violations.
3. Reporting (FASTag/Cash/Card) - 12:00:00 AM to 11:59:59 PM.
4. Fastag Collection is net of Acquiring Bank Charges
5. FASTag Debit Adjustment/Chargeback Received from Bank (Net)
6. Double user fee (from cash vehicles entering dedicated Fastag lane) collected from vehicles are reported separately (count and revenue). These are included in vehicle category wise count and revenue.
7. Annual FASTag pass w.e.f. 15 August 2025 as per directions of MPEL vide letter no MPEL/DIC/2025/676 dated August 14, 2025.
8. Annual Pass Toll Revenue receivable (as given in the table above) is not included in the column 'Fee Collected'.
9. '1.25' times User Fee via UPI for vehicles without a valid FASTag w.e.f. 15 November 2025 as per directions of MPEL vide letter no MPEL/02/DIC/968 dated 10 November 2025.

MONTHLY/DAILY FEE STATEMENT

Project Highway: National Highway NH-48

Day/Month: 06-May-2026

Sr. No.	Name of Toll Plaza Location	Chainage
1	National Highway NH-48 (from Km. 20+400 to 131+200) Varsoli	60+050

Type of Vehicle	For corresponding day/month of previous year 6-May-2025		For preceding day/month 5-May-2026		For the day/month reported upon 6-May-2026		
	No. of Vehicles	Fee collected (in lakh Rs.)	No. of Vehicles	Fee collected (in lakh Rs.)	Fee per Vehicle (in Rs.)	No. of Vehicles	Fee collected (in lakh Rs.)
1	2	3	4	5	6	7	8
A-Car (Note-7)	7443	441100	6852	457279	Note-1	6973	466796
B-LCV	871	88322	1243	141884		1316	148288
C-Bus	1164	218168	1300	282280		1297	279384
D-Truck	0	0	0	0		0	0
E-Three-axle vehicle	0	0	0	0		0	0
F-Multi-axle Truck	2602	989399	2851	1280006		2858	1283492
G-Oversized vehicle	0	0	0	0		0	0
FASTag Debit Adjustment/ Chargeback Received from Bank (Net) (Note-5)	0	0	0	1184	Note-5	0	887
H- Total	12080	1736989	12246	2162633		12444	2178848

Day/Month wise Opening Balance of Toll Collection & Traffic

Day	6										
Month	5										
Year	2026										
Toll Depositing Bank	State Bank Of India										
Bank Account No.	39177623786										
Transaction Type	Car/Jeep Count	Total Car/ Jeep Amount (in Rs.)	Bus/Truck Count	Total Bus / Truck Amount (in Rs.)	LCV Count	Total LCV Amount (in Rs.)	MAV (Multi Axle Vehicle Count)	Total MAV (Multi Axle Vehicle) Amount (in Rs.)	Three Axle Count	Three Axle Count Amount (in Rs.)	FASTag Debit Adjustment/ Chargeback Received from Bank (Net)
1	2	3	4	5	8	9	10	11	12	13	Note-5
Single Journey	3774	206591	965	184827	880	85148	2318	952391	0	0	887
Monthly Pass Sales	1	1617	0	0	0	0	0	0	0	0	0
Daily Pass Sales	2504	203846	317	90976	419	60812	529	325551	0	0	0
Local Pass Sales	0	0	0	0	0	0	0	0	0	0	0
Return Pass Sales	0	0	0	0	0	0	0	0	0	0	0
Double User Fee (FASTag Lane Violation) (Note-6)	195	21060	0	0	4	768	1	412	0	0	0
1.25 times User Fee via UPI (FASTag Lane Violation) (Note-9)	499	33683	15	3581	13	1560	10	5138	0	0	0

Traffic and Revenue Receivable (Annual Pass - Note 7)		
Transaction Type	Car/Jeep Count	Total Car/ Jeep Amount (in Rs.)
1	2	3
Annual Pass	714	44142

Total Non-Tollable Traffic Count Entry Details (Note-2)						
Transaction Type	Car/Jeep Count	Bus/Truck Count	LCV Count	MAV (Multi Axle Vehicle Count)	Three Axle Count	
1	2	3	5	6	7	
Reuse & Exit	2777	355	439	541		0
Exemption & Violation	6415	372	158	211		0



Notes

1. Fee for Fastag vehicles passing two toll plazas, is collected at two plazas in few cases and therefore section wise traffic details will not be available at one plaza for same.
2. All Non-tollable traffic could not be recorded/reported due to unavailability of adequate Lanes & systems. Non-Tollable count includes Reuse of daily/return/monthly pass, exit trips, exemption and violations.
3. Reporting (FASTag/Cash/Card) - 12:00:00 AM to 11:59:59 PM.
4. Fastag Collection is net of Acquiring Bank Charges
5. FASTag Debit Adjustment/Chargeback Received from Bank (Net)
6. Double user fee (from cash vehicles entering dedicated Fastag lane) collected from vehicles are reported separately (count and revenue). These are included in vehicle category wise count and revenue.
7. Annual FASTag pass w.e.f. 15 August 2025 as per directions of MPEL vide letter no MPEL/DIC/2025/676 dated August 14, 2025.
8. Annual Pass Toll Revenue receivable (as given in the table above) is not included in the column 'Fee Collected'.
9. '1.25' times User Fee via UPI for vehicles without a valid FASTag w.e.f. 15 November 2025 as per directions of MPEL vide letter no MPEL/02/DIC/968 dated 10 November 2025.

MONTHLY/DAILY FEE STATEMENT

Project Highway: National Highway NH-48

Day/Month: 07-May-2026

Sr. No.	Name of Toll Plaza Location	Chainage
1	National Highway NH-48 (from Km. 20+400 to 131+200) Varsoli	60+050

Type of Vehicle	For corresponding day/month of previous year 7-May-2025		For preceding day/month 6-May-2026		For the day/month reported upon 7-May-2026		
	No. of Vehicles	Fee collected (in lakh Rs.)	No. of Vehicles	Fee collected (in lakh Rs.)	Fee per Vehicle (in Rs.)	No. of Vehicles	Fee collected (in lakh Rs.)
1	2	3	4	5	6	7	8
A-Car (Note-7)	7605	446175	6973	466796	Note-1	6827	450712
B-LCV	1209	119684	1316	148288		1288	145631
C-Bus	1387	257595	1297	279384		1273	275685
D-Truck	0	0	0	0		0	0
E-Three-axle vehicle	0	0	0	0		0	0
F-Multi-axle Truck	3285	1254847	2858	1283492		3030	1356790
G-Oversized vehicle	0	0	0	0		0	0
FASTag Debit Adjustment/ Chargeback Received from Bank (Net) (Note-5)	0	1742	0	887	Note-5	0	1348
H- Total	13486	2080042	12444	2178848		12418	2230166

Day/Month wise Opening Balance of Toll Collection & Traffic

Day	7										
Month	5										
Year	2026										
Toll Depositing Bank	State Bank Of India										
Bank Account No.	39177623786										
Transaction Type	Car/Jeep Count	Total Car/ Jeep Amount (in Rs.)	Bus/Truck Count	Total Bus / Truck Amount (in Rs.)	LCV Count	Total LCV Amount (in Rs.)	MAV (Multi Axle Vehicle Count)	Total MAV (Multi Axle Vehicle) Amount (in Rs.)	Three Axle Count	Three Axle Count Amount (in Rs.)	FASTag Debit Adjustment/ Chargeback Received from Bank (Net) Note-5
1	2	3	4	5	8	9	10	11	12	13	
Single Journey	3858	211047	933	178280	846	81704	2473	1015021	0	0	1348
Monthly Pass Sales	0	0	0	0	0	0	0	0	0	0	0
Daily Pass Sales	2314	188621	325	93538	424	61695	545	335398	0	0	0
Local Pass Sales	0	0	0	0	0	0	0	0	0	0	0
Return Pass Sales	0	0	0	0	0	0	0	0	0	0	0
Double User Fee (FASTag Lane Violation) (Note-6)	167	18036	2	764	1	192	2	1234	0	0	0
1.25 times User Fee via UPI (FASTag Lane Violation) (Note-9)	488	33009	13	3104	17	2040	10	5138	0	0	0

Traffic and Revenue Receivable (Annual Pass - Note 7)		
Transaction Type	Car/Jeep Count	Total Car/ Jeep Amount (in Rs.)
1	2	3
Annual Pass	749	46349

Total Non-Tollable Traffic Count Entry Details (Note-2)					
Transaction Type	Car/Jeep Count	Bus/Truck Count	LCV Count	MAV (Multi Axle Vehicle Count)	Three Axle Count
1	2	3	5	6	7
Reuse & Exit	2524	361	448	576	0
Exemption & Violation	7589	392	202	275	0



Notes

1. Fee for Fastag vehicles passing two toll plazas, is collected at two plazas in few cases and therefore section wise traffic details will not be available at one plaza for same.
2. All Non-tollable traffic could not be recorded/reported due to unavailability of adequate Lanes & systems. Non-Tollable count includes Reuse of daily/return/monthly pass, exit trips, exemption and violations.
3. Reporting (FASTag/Cash/Card) - 12:00:00 AM to 11:59:59 PM.
4. Fastag Collection is net of Acquiring Bank Charges
5. FASTag Debit Adjustment/Chargeback Received from Bank (Net)
6. Double user fee (from cash vehicles entering dedicated Fastag lane) collected from vehicles are reported separately (count and revenue). These are included in vehicle category wise count and revenue.
7. Annual FASTag pass w.e.f. 15 August 2025 as per directions of MPEL vide letter no MPEL/DIC/2025/676 dated August 14, 2025.
8. Annual Pass Toll Revenue receivable (as given in the table above) is not included in the column 'Fee Collected'.
9. '1.25' times User Fee via UPI for vehicles without a valid FASTag w.e.f. 15 November 2025 as per directions of MPEL vide letter no MPEL/02/DIC/968 dated 10 November 2025.

MONTHLY/DAILY FEE STATEMENT

Project Highway: National Highway NH-48

Day/Month: 08-May-2026

Sr. No.	Name of Toll Plaza Location	Chainage
1	National Highway NH-48 (from Km. 20+400 to 131+200) Varsoli	60+050

Type of Vehicle	For corresponding day/month of previous year 8-May-2025		For preceding day/month 7-May-2026		For the day/month reported upon 8-May-2026		
	No. of Vehicles	Fee collected (in lakh Rs.)	No. of Vehicles	Fee collected (in lakh Rs.)	Fee per Vehicle (in Rs.)	No. of Vehicles	Fee collected (in lakh Rs.)
1	2	3	4	5	6	7	8
A-Car (Note-7)	7865	460818	6827	450712	Note-1	7758	512749
B-LCV	1215	118505	1288	145631		1191	135504
C-Bus	1358	263748	1273	275685		1319	287352
D-Truck	0	0	0	0		0	0
E-Three-axle vehicle	0	0	0	0		0	0
F-Multi-axle Truck	3072	1172981	3030	1356790		3027	1348178
G-Oversized vehicle	0	0	0	0		0	0
FASTag Debit Adjustment/ Chargeback Received from Bank (Net) (Note-5)	0	1005	0	1348	Note-5	0	1606
H- Total	13510	2017057	12418	2230166		13295	2285389

Day/Month wise Opening Balance of Toll Collection & Traffic

Day	8										
Month	5										
Year	2026										
Toll Depositing Bank	State Bank Of India										
Bank Account No.	39177623786										
Transaction Type	Car/Jeep Count	Total Car/ Jeep Amount (in Rs.)	Bus/Truck Count	Total Bus / Truck Amount (in Rs.)	LCV Count	Total LCV Amount (in Rs.)	MAV (Multi Axle Vehicle Count)	Total MAV (Multi Axle Vehicle) Amount (in Rs.)	Three Axle Count	Three Axle Count Amount (in Rs.)	FASTag Debit Adjustment/ Chargeback Received from Bank (Net) Note-5
1	2	3	4	5	8	9	10	11	12	13	
Single Journey	4405	241147	954	182939	766	74026	2511	1031440	0	0	1606
Monthly Pass Sales	0	0	0	0	0	0	0	0	0	0	0
Daily Pass Sales	2575	209622	342	98206	393	57035	509	313243	0	0	0
Local Pass Sales	0	0	0	0	0	0	0	0	0	0	0
Return Pass Sales	0	0	0	0	0	0	0	0	0	0	0
Double User Fee (FASTag Lane Violation) (Note-6)	232	25056	5	1910	4	962	1	412	0	0	0
1.25 times User Fee via UPI (FASTag Lane Violation) (Note-9)	546	36924	18	4298	28	3481	6	3083	0	0	0

Traffic and Revenue Receivable (Annual Pass - Note 7)		
Transaction Type	Car/Jeep Count	Total Car/ Jeep Amount (in Rs.)
1	2	3
Annual Pass	856	52451

Total Non-Tollable Traffic Count Entry Details (Note-2)						
Transaction Type	Car/Jeep Count	Bus/Truck Count	LCV Count	MAV (Multi Axle Vehicle Count)	Three Axle Count	
1	2	3	5	6	7	
Reuse & Exit	2798	378	428	527	0	0
Exemption & Violation	7792	437	153	261	0	0



Notes

1. Fee for Fastag vehicles passing two toll plazas, is collected at two plazas in few cases and therefore section wise traffic details will not be available at one plaza for same.
2. All Non-tollable traffic could not be recorded/reported due to unavailability of adequate Lanes & systems. Non-Tollable count includes Reuse of daily/return/monthly pass, exit trips, exemption and violations.
3. Reporting (FASTag/Cash/Card) - 12:00:00 AM to 11:59:59 PM.
4. Fastag Collection is net of Acquiring Bank Charges
5. FASTag Debit Adjustment/Chargeback Received from Bank (Net)
6. Double user fee (from cash vehicles entering dedicated Fastag lane) collected from vehicles are reported separately (count and revenue). These are included in vehicle category wise count and revenue.
7. Annual FASTag pass w.e.f. 15 August 2025 as per directions of MPEL vide letter no MPEL/DIC/2025/676 dated August 14, 2025.
8. Annual Pass Toll Revenue receivable (as given in the table above) is not included in the column 'Fee Collected'.
9. '1.25' times User Fee via UPI for vehicles without a valid FASTag w.e.f. 15 November 2025 as per directions of MPEL vide letter no MPEL/02/DIC/968 dated 10 November 2025.

MONTHLY/DAILY FEE STATEMENT

Project Highway: National Highway NH-48

Day/Month: 09-May-2026

Sr. No.	Name of Toll Plaza Location	Chainage
1	National Highway NH-48 (from Km. 20+400 to 131+200) Varsoli	60+050

Type of Vehicle	For corresponding day/month of previous year 9-May-2025		For preceding day/month 8-May-2026		For the day/month reported upon 9-May-2026		
	No. of Vehicles	Fee collected (in lakh Rs.)	No. of Vehicles	Fee collected (in lakh Rs.)	Fee per Vehicle (in Rs.)	No. of Vehicles	Fee collected (in lakh Rs.)
1	2	3	4	5	6	7	8
A-Car (Note-7)	8943	520208	7758	512749	Note-1	9300	606882
B-LCV	1226	120036	1191	135504		1237	138355
C-Bus	1437	270211	1319	287352		1286	277138
D-Truck	0	0	0	0		0	0
E-Three-axle vehicle	0	0	0	0		0	0
F-Multi-axle Truck	3185	1221840	3027	1348178		2858	1259931
G-Oversized vehicle	0	0	0	0		0	0
FASTag Debit Adjustment/ Chargeback Received from Bank (Net) (Note-5)	0	725	0	1606	Note-5	0	710
H- Total	14791	2133021	13295	2285389		14681	2283016

Day/Month wise Opening Balance of Toll Collection & Traffic

Day	9
Month	5
Year	2026
Toll Depositing Bank	State Bank Of India
Bank Account No.	39177623786

Transaction Type	Car/Jeep Count	Total Car/ Jeep Amount (in Rs.)	Bus/Truck Count	Total Bus / Truck Amount (in Rs.)	LCV Count	Total LCV Amount (in Rs.)	MAV (Multi Axle Vehicle Count)	Total MAV (Multi Axle Vehicle) Amount (in Rs.)	Three Axle Count	Three Axle Count Amount (in Rs.)	FASTag Debit Adjustment/ Chargeback Received from Bank (Net) Note-5
1	2	3	4	5	8	9	10	11	12	13	
Single Journey	5500	300546	958	183265	840	81121	2433	999297	0	0	710
Monthly Pass Sales	0	0	0	0	0	0	0	0	0	0	0
Daily Pass Sales	2906	236456	311	89528	367	53202	416	256010	0	0	0
Local Pass Sales	0	0	0	0	0	0	0	0	0	0	0
Return Pass Sales	0	0	0	0	0	0	0	0	0	0	0
Double User Fee (FASTag Lane Violation) (Note-6)	231	25058	2	764	6	1152	0	0	0	0	0
1.25 times User Fee via UPI (FASTag Lane Violation) (Note-9)	663	44821	15	3581	24	2880	9	4624	0	0	0

Traffic and Revenue Receivable (Annual Pass - Note 7)		
Transaction Type	Car/Jeep Count	Total Car/ Jeep Amount (in Rs.)
1	2	3
Annual Pass	1066	63291

Total Non-Tollable Traffic Count Entry Details (Note-2)					
Transaction Type	Car/Jeep Count	Bus/Truck Count	LCV Count	MAV (Multi Axle Vehicle Count)	Three Axle Count
1	2	3	5	6	7
Reuse & Exit	3348	350	394	428	0
Exemption & Violation	7461	401	161	287	0



Notes

1. Fee for Fastag vehicles passing two toll plazas, is collected at two plazas in few cases and therefore section wise traffic details will not be available at one plaza for same.
2. All Non-tollable traffic could not be recorded/reported due to unavailability of adequate Lanes & systems. Non-Tollable count includes Reuse of daily/return/monthly pass, exit trips, exemption and violations.
3. Reporting (FASTag/Cash/Card) - 12:00:00 AM to 11:59:59 PM.
4. Fastag Collection is net of Acquiring Bank Charges
5. FASTag Debit Adjustment/Chargeback Received from Bank (Net)
6. Double user fee (from cash vehicles entering dedicated Fastag lane) collected from vehicles are reported separately (count and revenue). These are included in vehicle category wise count and revenue.
7. Annual FASTag pass w.e.f. 15 August 2025 as per directions of MPEL vide letter no MPEL/DIC/2025/676 dated August 14, 2025.
8. Annual Pass Toll Revenue receivable (as given in the table above) is not included in the column 'Fee Collected'.
9. '1.25' times User Fee via UPI for vehicles without a valid FASTag w.e.f. 15 November 2025 as per directions of MPEL vide letter no MPEL/02/DIC/968 dated 10 November 2025.

MONTHLY/DAILY FEE STATEMENT

Project Highway: National Highway NH-48

Day/Month: 10-May-2026

Sr. No.	Name of Toll Plaza Location	Chainage
1	Varsoli National Highway NH-48 (from Km. 20+400 to 131+200)	60+050

Type of Vehicle	For corresponding day/month of previous year 10-May-2025		For preceding day/month 9-May-2026		For the day/month reported upon 10-May-2026		
	No. of Vehicles	Fee collected (in lakh Rs.)	No. of Vehicles	Fee collected (in lakh Rs.)	Fee per Vehicle (in Rs.)	No. of Vehicles	Fee collected (in lakh Rs.)
1	2	3	4	5	6	7	8
A-Car (Note-7)	11594	669614	9300	606882	Note-1	9805	643855
B-LCV	1197	115301	1237	138355		876	96163
C-Bus	1309	244439	1286	277138		1021	216804
D-Truck	0	0	0	0		0	0
E-Three-axle vehicle	0	0	0	0		0	0
F-Multi-axle Truck	3130	1199994	2858	1259931		2327	1001827
G-Oversized vehicle	0	0	0	0		0	0
FASTag Debit Adjustment/ Chargeback Received from Bank (Net) (Note-5)	0	717	0	710	Note-5	0	0
H- Total	17230	2230065	14681	2283016		14029	1958649

Day/Month wise Opening Balance of Toll Collection & Traffic

Day	10										
Month	5										
Year	2026										
Toll Depositing Bank	State Bank Of India										
Bank Account No.	39177623786										
Transaction Type	Car/Jeep Count	Total Car/ Jeep Amount (in Rs.)	Bus/Truck Count	Total Bus / Truck Amount (in Rs.)	LCV Count	Total LCV Amount (in Rs.)	MAV (Multi Axle Vehicle Count)	Total MAV (Multi Axle Vehicle) Amount (in Rs.)	Three Axle Count	Three Axle Count Amount (in Rs.)	FASTag Debit Adjustment/ Chargeback Received from Bank (Net) Note-5
1	2	3	4	5	8	9	10	11	12	13	
Single Journey	5629	306508	796	152473	636	61436	2100	862126	0	0	0
Monthly Pass Sales	0	0	0	0	0	0	0	0	0	0	0
Daily Pass Sales	3076	249696	206	59079	225	32783	224	137852	0	0	0
Local Pass Sales	0	0	0	0	0	0	0	0	0	0	0
Return Pass Sales	0	0	0	0	0	0	0	0	0	0	0
Double User Fee (FASTag Lane Violation) (Note-6)	318	34454	5	1910	2	384	1	822	0	0	0
1.25 times User Fee via UPI (FASTag Lane Violation) (Note-9)	782	53198	14	3343	13	1560	2	1028	0	0	0

Traffic and Revenue Receivable (Annual Pass - Note 7)		
Transaction Type	Car/Jeep Count	Total Car/ Jeep Amount (in Rs.)
1	2	3
Annual Pass	1218	74002

Total Non-Tollable Traffic Count Entry Details (Note-2)						
Transaction Type	Car/Jeep Count	Bus/Truck Count	LCV Count	MAV (Multi Axle Vehicle Count)	Three Axle Count	
1	2	3	5	6	7	
Reuse & Exit	3468	233	247	232		0
Exemption & Violation	6898	342	136	177		0



Notes

1. Fee for Fastag vehicles passing two toll plazas, is collected at two plazas in few cases and therefore section wise traffic details will not be available at one plaza for same.
2. All Non-tollable traffic could not be recorded/reported due to unavailability of adequate Lanes & systems. Non-Tollable count includes Reuse of daily/return/monthly pass, exit trips, exemption and violations.
3. Reporting (FASTag/Cash/Card) - 12:00:00 AM to 11:59:59 PM.
4. Fastag Collection is net of Acquiring Bank Charges
5. FASTag Debit Adjustment/Chargeback Received from Bank (Net)
6. Double user fee (from cash vehicles entering dedicated Fastag lane) collected from vehicles are reported separately (count and revenue). These are included in vehicle category wise count and revenue.
7. Annual FASTag pass w.e.f. 15 August 2025 as per directions of MPEL vide letter no MPEL/DIC/2025/676 dated August 14, 2025.
8. Annual Pass Toll Revenue receivable (as given in the table above) is not included in the column 'Fee Collected'.
9. '1.25' times User Fee via UPI for vehicles without a valid FASTag w.e.f. 15 November 2025 as per directions of MPEL vide letter no MPEL/02/DIC/968 dated 10 November 2025.

MONTHLY/DAILY FEE STATEMENT

Project Highway: National Highway NH-48

Day/Month: 11-May-2026

Sr. No.	Name of Toll Plaza Location	Chainage
1	Varsoli National Highway NH-48 (from Km. 20+400 to 131+200)	60+050

Type of Vehicle	For corresponding day/month of previous year 11-May-2025		For preceding day/month 10-May-2026		For the day/month reported upon 11-May-2026		
	No. of Vehicles	Fee collected (in lakh Rs.)	No. of Vehicles	Fee collected (in lakh Rs.)	Fee per Vehicle (in Rs.)	No. of Vehicles	Fee collected (in lakh Rs.)
1	2	3	4	5	6	7	8
A-Car (Note-7)	12935	762294	9805	643855	Note-1	6956	447294
B-LCV	868	82103	876	96163		925	103674
C-Bus	1144	208429	1021	216804		1095	240355
D-Truck	0	0	0	0		0	0
E-Three-axle vehicle	0	0	0	0		0	0
F-Multi-axle Truck	2532	938097	2327	1001827		2272	990340
G-Oversized vehicle	0	0	0	0		0	0
FASTag Debit Adjustment/ Chargeback Received from Bank (Net) (Note-5)	0	0	0	0	Note-5	0	2084
H- Total	17479	1990924	14029	1958649		11248	1783747

Day/Month wise Opening Balance of Toll Collection & Traffic

Day	11
Month	5
Year	2026
Toll Depositing Bank	State Bank Of India
Bank Account No.	39177623786

Transaction Type	Car/Jeep Count	Total Car/ Jeep Amount (in Rs.)	Bus/Truck Count	Total Bus / Truck Amount (in Rs.)	LCV Count	Total LCV Amount (in Rs.)	MAV (Multi Axle Vehicle Count)	Total MAV (Multi Axle Vehicle) Amount (in Rs.)	Three Axle Count	Three Axle Count Amount (in Rs.)	FASTag Debit Adjustment/ Chargeback Received from Bank (Net) Note-5
1	2	3	4	5	8	9	10	11	12	13	
Single Journey	4354	237727	827	158457	626	60882	1992	818229	0	0	2084
Monthly Pass Sales	0	0	1	5730	0	0	0	0	0	0	0
Daily Pass Sales	1987	161935	252	72443	279	40392	278	171084	0	0	0
Local Pass Sales	0	0	0	0	0	0	0	0	0	0	0
Return Pass Sales	0	0	0	0	0	0	0	0	0	0	0
Double User Fee (FASTag Lane Violation) (Note-6)	146	15768	1	382	0	0	0	0	0	0	0
1.25 times User Fee via UPI (FASTag Lane Violation) (Note-9)	469	31864	14	3343	20	2400	2	1028	0	0	0

Traffic and Revenue Receivable (Annual Pass - Note 7)		
Transaction Type	Car/Jeep Count	Total Car/ Jeep Amount (in Rs.)
1	2	3
Annual Pass	875	51996

Total Non-Tollable Traffic Count Entry Details (Note-2)						
Transaction Type	Car/Jeep Count	Bus/Truck Count	LCV Count	MAV (Multi Axle Vehicle Count)	Three Axle Count	
1	2	3	5	6	7	
Reuse & Exit	2259	285	303	287	0	0
Exemption & Violation	6511	368	151	287	0	0



Notes

1. Fee for Fastag vehicles passing two toll plazas, is collected at two plazas in few cases and therefore section wise traffic details will not be available at one plaza for same.
2. All Non-tollable traffic could not be recorded/reported due to unavailability of adequate Lanes & systems. Non-Tollable count includes Reuse of daily/return/monthly pass, exit trips, exemption and violations.
3. Reporting (FASTag/Cash/Card) - 12:00:00 AM to 11:59:59 PM.
4. FASTag Collection is net of Acquiring Bank Charges
5. FASTag Debit Adjustment/Chargeback Received from Bank (Net)
6. Double user fee (from cash vehicles entering dedicated Fastag lane) collected from vehicles are reported separately (count and revenue). These are included in vehicle category wise count and revenue.
7. Annual FASTag pass w.e.f. 15 August 2025 as per directions of MPEL vide letter no MPEL/DIC/2025/676 dated August 14, 2025.
8. Annual Pass Toll Revenue receivable (as given in the table above) is not included in the column 'Fee Collected'.
9. '1.25' times User Fee via UPI for vehicles without a valid FASTag w.e.f. 15 November 2025 as per directions of MPEL vide letter no MPEL/02/DIC/968 dated 10 November 2025.

MONTHLY/DAILY FEE STATEMENT

Project Highway: National Highway NH-48

Day/Month: 12-May-2026

Sr. No.	Name of Toll Plaza Location	Chainage
National Highway NH-48 (From Km. 20+400 to 131+200)		
1	Varsoli	60+050

Type of Vehicle	For corresponding day/month of previous year 12-May-2025		For preceding day/month 11-May-2026		For the day/month reported upon 12-May-2026		
	No. of Vehicles	Fee collected (in lakh Rs.)	No. of Vehicles	Fee collected (in lakh Rs.)	Fee per Vehicle (in Rs.)	No. of Vehicles	Fee collected (in lakh Rs.)
1	2	3	4	5	6	7	8
A-Car (Note-7)	8875	515587	6956	447294	Note-1	6812	449335
B-LCV	913	88399	925	103674		1214	137402
C-Bus	1171	219865	1095	240355		1322	284111
D-Truck	0	0	0	0		0	0
E-Three-axle vehicle	0	0	0	0		0	0
F-Multi-axle Truck	2603	991429	2272	990340		2891	1275655
G-Oversized vehicle	0	0	0	0		0	0
FASTag Debit Adjustment/ Chargeback Received from Bank (Net) (Note-5)	0	1065	0	2084	Note-5	0	626
H- Total	13562	1816346	11248	1783747		12239	2147129

Day/Month wise Opening Balance of Toll Collection & Traffic

Day	12										
Month	5										
Year	2026										
Toll Depositing Bank	State Bank Of India										
Bank Account No.	39177623786										
Transaction Type	Car/Jeep Count	Total Car/ Jeep Amount (in Rs.)	Bus/Truck Count	Total Bus / Truck Amount (in Rs.)	LCV Count	Total LCV Amount (in Rs.)	MAV (Multi Axle Vehicle Count)	Total MAV (Multi Axle Vehicle) Amount (in Rs.)	Three Axle Count	Three Axle Count Amount (in Rs.)	FASTag Debit Adjustment/ Chargeback Received from Bank (Net)
1	2	3	4	5	8	9	10	11	12	13	Note-5
Single Journey	3878	211918	997	191155	796	76917	2458	1008868	0	0	626
Monthly Pass Sales	0	0	0	0	0	0	0	0	0	0	0
Daily Pass Sales	2325	189529	307	88086	396	57507	430	265246	0	0	0
Local Pass Sales	0	0	0	0	0	0	0	0	0	0	0
Return Pass Sales	0	0	0	0	0	0	0	0	0	0	0
Double User Fee (FASTag Lane Violation) (Note-6)	164	17712	4	1528	2	578	0	0	0	0	0
1.25 times User Fee via UPI (FASTag Lane Violation) (Note-9)	445	30175	14	3343	20	2400	3	1541	0	0	0

Traffic and Revenue Receivable (Annual Pass - Note 7)		
Transaction Type	Car/Jeep Count	Total Car/ Jeep Amount (in Rs.)
1	2	3
Annual Pass	783	48361

Total Non-Tollable Traffic Count Entry Details (Note-2)						
Transaction Type	Car/Jeep Count	Bus/Truck Count	LCV Count	MAV (Multi Axle Vehicle Count)	Three Axle Count	
1	2	3	5	6	7	
Reuse & Exit	2560	350	420	453	0	
Exemption & Violation	4851	386	157	326	0	

Notes

- Fee for Fastag vehicles passing two toll plazas, is collected at two plazas in few cases and therefore section wise traffic details will not be available at one plaza for same.
- All Non-tollable traffic could not be recorded/reported due to unavailability of adequate Lanes & systems. Non-Tollable count includes Reuse of daily/return/monthly pass, exit trips, exemption and violations.
- Reporting (FASTag/Cash/Card) - 12:00:00 AM to 11:59:59 PM.
- Fastag Collection is net of Acquiring Bank Charges
- FASTag Debit Adjustment/Chargeback Received from Bank (Net)
- Double user fee (from cash vehicles entering dedicated Fastag lane) collected from vehicles are reported separately (count and revenue). These are included in vehicle category wise count and revenue.
- Annual FASTag pass w.e.f. 15 August 2025 as per directions of MPEL vide letter no MPEL/DIC/2025/676 dated August 14, 2025.
- Annual Pass Toll Revenue receivable (as given in the table above) is not included in the column 'Fee Collected'.
- '1.25' times User Fee via UPI for vehicles without a valid FASTag w.e.f. 15 November 2025 as per directions of MPEL vide letter no MPEL/02/DIC/968 dated 10 November 2025.



MONTHLY/DAILY FEE STATEMENT

Project Highway: National Highway NH-48

Day/Month: 13-May-2026

Sr. No.	Name of Toll Plaza Location	Chainage
1	National Highway NH-48 (from Km. 20+400 to 131+200) Varsoli	60+050

Type of Vehicle	For corresponding day/month of previous year 13-May-2025		For preceding day/month 12-May-2026		For the day/month reported upon 13-May-2026		
	No. of Vehicles	Fee collected (in lakh Rs.)	No. of Vehicles	Fee collected (in lakh Rs.)	Fee per Vehicle (in Rs.)	No. of Vehicles	Fee collected (in lakh Rs.)
1	2	3	4	5	6	7	8
A-Car (Note-7)	8072	476747	6812	449335	Note-1	6876	452276
B-LCV	1135	111711	1214	137402		1222	137039
C-Bus	1296	240940	1322	284111		1360	293529
D-Truck	0	0	0	0		0	0
E-Three-axle vehicle	0	0	0	0		0	0
F-Multi-axle Truck	3099	1210554	2891	1275655		2835	1266775
G-Oversized vehicle	0	0	0	0		0	0
FASTag Debit Adjustment/ Chargeback Received from Bank (Net) (Note-5)	0	0	0	626	Note-5	0	789
H- Total	13602	2039952	12239	2147129		12293	2150407

Day/Month wise Opening Balance of Toll Collection & Traffic

Day	13										
Month	5										
Year	2026										
Toll Depositing Bank	State Bank Of India										
Bank Account No.	39177623786										
Transaction Type	Car/Jeep Count	Total Car/ Jeep Amount (in Rs.)	Bus/Truck Count	Total Bus / Truck Amount (in Rs.)	LCV Count	Total LCV Amount (in Rs.)	MAV (Multi Axle Vehicle Count)	Total MAV (Multi Axle Vehicle) Amount (in Rs.)	Three Axle Count	Three Axle Count Amount (in Rs.)	FASTag Debit Adjustment/ Chargeback Received from Bank (Net)
1	2	3	4	5	8	9	10	11	12	13	Note-5
Single Journey	3936	215240	1010	193366	825	79779	2330	957315	0	0	789
Monthly Pass Sales	0	0	0	0	0	0	0	0	0	0	0
Daily Pass Sales	2241	182854	332	95339	382	55388	492	302781	0	0	0
Local Pass Sales	0	0	0	0	0	0	0	0	0	0	0
Return Pass Sales	0	0	0	0	0	0	0	0	0	0	0
Double User Fee (FASTag Lane Violation) (Note-6)	165	17930	2	764	1	192	0	0	0	0	0
1.25 times User Fee via UPI (FASTag Lane Violation) (Note-9)	534	36251	16	4060	14	1680	13	6679	0	0	0

Traffic and Revenue Receivable (Annual Pass - Note 7)		
Transaction Type	Car/Jeep Count	Total Car/ Jeep Amount (in Rs.)
1	2	3
Annual Pass	826	52126

Total Non-Tollable Traffic Count Entry Details (Note-2)						
Transaction Type	Car/Jeep Count	Bus/Truck Count	LCV Count	MAV (Multi Axle Vehicle Count)	Three Axle Count	
1	2	3	5	6	7	
Reuse & Exit	2447	369	409	514		0
Exemption & Violation	5442	376	196	331		0

Notes

1. Fee for Fastag vehicles passing two toll plazas, is collected at two plazas in few cases and therefore section wise traffic details will not be available at one plaza for same.
2. All Non-tollable traffic could not be recorded/reported due to unavailability of adequate Lanes & systems. Non-Tollable count includes Reuse of daily/return/monthly pass, exit trips, exemption and violations.
3. Reporting (FASTag/Cash/Card) - 12:00:00 AM to 11:59:59 PM.
4. Fastag Collection is net of Acquiring Bank Charges
5. FASTag Debit Adjustment/Chargeback Received from Bank (Net)
6. Double user fee (from cash vehicles entering dedicated Fastag lane) collected from vehicles are reported separately (count and revenue). These are included in vehicle category wise count and revenue.
7. Annual FASTag pass w.e.f. 15 August 2025 as per directions of MPEL vide letter no MPEL/DIC/2025/676 dated August 14, 2025.
8. Annual Pass Toll Revenue receivable (as given in the table above) is not included in the column 'Fee Collected'.
9. '1.25' times User Fee via UPI for vehicles without a valid FASTag w.e.f. 15 November 2025 as per directions of MPEL vide letter no MPEL/02/DIC/968 dated 10 November 2025.



MONTHLY/DAILY FEE STATEMENT

Project Highway: National Highway NH-48

Day/Month: 14-May-2026

Sr. No.	Name of Toll Plaza Location	Chainage
1	National Highway NH-48 (from Km. 20+400 to 131+200) Varsoli	60+050

Type of Vehicle	For corresponding day/month of previous year 14-May-2025		For preceding day/month 13-May-2026		For the day/month reported upon 14-May-2026		
	No. of Vehicles	Fee collected (in lakh Rs.)	No. of Vehicles	Fee collected (in lakh Rs.)	Fee per Vehicle (in Rs.)	No. of Vehicles	Fee collected (in lakh Rs.)
1	2	3	4	5	6	7	8
A-Car (Note-7)	8349	496462	6876	452276	Note-1	7147	468941
B-LCV	1230	119434	1222	137039		1251	140541
C-Bus	1370	256335	1360	293529		1330	283793
D-Truck	0	0	0	0		0	0
E-Three-axle vehicle	0	0	0	0		0	0
F-Multi-axle Truck	3305	1268663	2835	1266775		2791	1240288
G-Oversized vehicle	0	0	0	0		0	0
FASTag Debit Adjustment/ Chargeback Received from Bank (Net) (Note-5)	0	673	0	789	Note-5	0	1510
H- Total	14254	2141566	12293	2150407		12519	2135074

Day/Month wise Opening Balance of Toll Collection & Traffic

Day	14										
Month	5										
Year	2026										
Toll Depositing Bank	State Bank Of India										
Bank Account No.	39177623786										
Transaction Type	Car/Jeep Count	Total Car/ Jeep Amount (in Rs.)	Bus/Truck Count	Total Bus / Truck Amount (in Rs.)	LCV Count	Total LCV Amount (in Rs.)	MAV (Multi Axle Vehicle Count)	Total MAV (Multi Axle Vehicle) Amount (in Rs.)	Three Axle Count	Three Axle Count Amount (in Rs.)	FASTag Debit Adjustment/ Chargeback Received from Bank (Net) Note-5
1	2	3	4	5	8	9	10	11	12	13	1510
Single Journey	4171	228173	1016	194646	837	80761	2317	951018	0	0	1510
Monthly Pass Sales	0	0	0	0	0	0	0	0	0	0	0
Daily Pass Sales	2328	189908	292	83895	397	57643	447	275088	0	0	0
Local Pass Sales	0	0	0	0	0	0	0	0	0	0	0
Return Pass Sales	0	0	0	0	0	0	0	0	0	0	0
Double User Fee (FASTag Lane Violation) (Note-6)	169	18252	0	0	1	96	5	2880	0	0	0
1.25 times User Fee via UPI (FASTag Lane Violation) (Note-9)	479	32608	22	5253	16	2041	22	11303	0	0	0

Traffic and Revenue Receivable (Annual Pass - Note 7)		
Transaction Type	Car/Jeep Count	Total Car/ Jeep Amount (in Rs.)
1	2	3
Annual Pass	789	49010

Total Non-Tollable Traffic Count Entry Details (Note-2)						
Transaction Type	Car/Jeep Count	Bus/Truck Count	LCV Count	MAV (Multi Axle Vehicle Count)	Three Axle Count	
1	2	3	5	6	7	
Reuse & Exit	2518	329	421	469	0	0
Exemption & Violation	7172	319	186	293	0	0



Notes

1. Fee for Fastag vehicles passing two toll plazas, is collected at two plazas in few cases and therefore section wise traffic details will not be available at one plaza for same.
2. All Non-tollable traffic could not be recorded/reported due to unavailability of adequate Lanes & systems. Non-Tollable count includes Reuse of daily/return/monthly pass, exit trips, exemption and violations.
3. Reporting (FASTag/Cash/Card) - 12:00:00 AM to 11:59:59 PM.
4. Fastag Collection is net of Acquiring Bank Charges
5. FASTag Debit Adjustment/Chargeback Received from Bank (Net)
6. Double user fee (from cash vehicles entering dedicated Fastag lane) collected from vehicles are reported separately (count and revenue). These are included in vehicle category wise count and revenue.
7. Annual FASTag pass w.e.f. 15 August 2025 as per directions of MPEL vide letter no MPEL/DIC/2025/676 dated August 14, 2025.
8. Annual Pass Toll Revenue receivable (as given in the table above) is not included in the column 'Fee Collected'.
9. '1.25' times User Fee via UPI for vehicles without a valid FASTag w.e.f. 15 November 2025 as per directions of MPEL vide letter no MPEL/02/DIC/968 dated 10 November 2025.

MONTHLY/DAILY FEE STATEMENT

Project Highway: National Highway NH-48

Day/Month: 15-May-2026

Sr. No.	Name of Toll Plaza Location	Chainage
1	Varsoli National Highway NH-48 (from Km. 20+400 to 131+200)	60+050

Type of Vehicle	For corresponding day/month of previous year 15-May-2025		For preceding day/month 14-May-2026		For the day/month reported upon 15-May-2026		
	No. of Vehicles	Fee collected (in lakh Rs.)	No. of Vehicles	Fee collected (in lakh Rs.)	Fee per Vehicle (in Rs.)	No. of Vehicles	Fee collected (in lakh Rs.)
1	2	3	4	5	6	7	8
A-Car (Note-7)	8324	491099	7147	468941	Note-1	8255	547639
B-LCV	1259	123756	1251	140541		1274	144741
C-Bus	1395	260069	1330	283793		1379	298391
D-Truck	0	0	0	0		0	0
E-Three-axle vehicle	0	0	0	0		0	0
F-Multi-axle Truck	3258	1244863	2791	1240288		2980	1330393
G-Oversized vehicle	0	0	0	0		0	0
FASTag Debit Adjustment/ Chargeback Received from Bank (Net) (Note-5)	0	686	0	1510	Note-5	0	752
H- Total	14236	2120473	12519	2135074		13888	2321917

Day/Month wise Opening Balance of Toll Collection & Traffic

Day	15
Month	5
Year	2026
Toll Depositing Bank	State Bank Of India
Bank Account No.	39177623786

Transaction Type	Car/Jeep Count	Total Car/ Jeep Amount (in Rs.)	Bus/Truck Count	Total Bus / Truck Amount (in Rs.)	LCV Count	Total LCV Amount (in Rs.)	MAV (Multi Axle Vehicle Count)	Total MAV (Multi Axle Vehicle) Amount (in Rs.)	Three Axle Count	Three Axle Count Amount (in Rs.)	FASTag Debit Adjustment/ Chargeback Received from Bank (Net) Note-5
1	2	3	4	5	8	9	10	11	12	13	
Single Journey	4626	253123	1018	194680	826	80069	2454	1007501	0	0	752
Monthly Pass Sales	0	0	0	0	0	0	0	0	0	0	0
Daily Pass Sales	2659	216377	350	100512	422	61120	518	318782	0	0	0
Local Pass Sales	0	0	0	0	0	0	0	0	0	0	0
Return Pass Sales	0	0	0	0	0	0	0	0	0	0	0
Double User Fee (FASTag Lane Violation) (Note-6)	311	33588	4	1528	6	1152	0	0	0	0	0
1.25 times User Fee via UPI (FASTag Lane Violation) (Note-9)	659	44551	7	1671	20	2400	8	4110	0	0	0

Traffic and Revenue Receivable (Annual Pass - Note 7)		
Transaction Type	Car/Jeep Count	Total Car/ Jeep Amount (in Rs.)
1	2	3
Annual Pass	879	55112

Total Non-Tollable Traffic Count Entry Details (Note-2)					
Transaction Type	Car/Jeep Count	Bus/Truck Count	LCV Count	MAV (Multi Axle Vehicle Count)	Three Axle Count
1	2	3	5	6	7
Reuse & Exit	2874	392	458	543	0
Exemption & Violation	5268	393	164	272	0

Notes

1. Fee for Fastag vehicles passing two toll plazas, is collected at two plazas in few cases and therefore section wise traffic details will not be available at one plaza for same.
2. All Non-tollable traffic could not be recorded/reported due to unavailability of adequate Lanes & systems. Non-Tollable count includes Reuse of daily/return/monthly pass, exit trips, exemption and violations.
3. Reporting (FASTag/Cash/Card) - 12:00:00 AM to 11:59:59 PM.
4. Fastag Collection is net of Acquiring Bank Charges
5. FASTag Debit Adjustment/Chargeback Received from Bank (Net)
6. Double user fee (from cash vehicles entering dedicated Fastag lane) collected from vehicles are reported separately (count and revenue). These are included in vehicle category wise count and revenue.
7. Annual FASTag pass w.e.f. 15 August 2025 as per directions of MPEL vide letter no MPEL/DIC/2025/676 dated August 14, 2025.
8. Annual Pass Toll Revenue receivable (as given in the table above) is not included in the column 'Fee Collected'.
9. '1.25' times User Fee via UPI for vehicles without a valid FASTag w.e.f. 15 November 2025 as per directions of MPEL vide letter no MPEL/02/DIC/968 dated 10 November 2025.



MONTHLY/DAILY FEE STATEMENT

Project Highway: National Highway NH-48

Day/Month: 16-May-2026

Sr. No.	Name of Toll Plaza Location	Chainage
1	Varsoli National Highway NH-48 (from Km. 20+400 to 131+200)	60+050

Type of Vehicle	For corresponding day/month of previous year 16-May-2025		For preceding day/month 15-May-2026		For the day/month reported upon 16-May-2026		
	No. of Vehicles	Fee collected (in lakh Rs.)	No. of Vehicles	Fee collected (in lakh Rs.)	Fee per Vehicle (in Rs.)	No. of Vehicles	Fee collected (in lakh Rs.)
1	2	3	4	5	6	7	8
A-Car (Note-7)	9217	535170	8255	547639	Note-1	8894	578924
B-LCV	1269	123367	1274	144741		1258	141069
C-Bus	1440	267664	1379	298391		1319	282972
D-Truck	0	0	0	0		0	0
E-Three-axle vehicle	0	0	0	0		0	0
F-Multi-axle Truck	3413	1340376	2980	1330393		2915	1301679
G-Oversized vehicle	0	0	0	0		0	0
FASTag Debit Adjustment/ Chargeback Received from Bank (Net) (Note-5)	0	583	0	752	Note-5	0	1746
H- Total	15339	2267160	13888	2321917		14386	2306391

Day/Month wise Opening Balance of Toll Collection & Traffic

Day	16										
Month	5										
Year	2026										
Toll Depositing Bank	State Bank Of India										
Bank Account No.	39177623786										
Transaction Type	Car/Jeep Count	Total Car/ Jeep Amount (in Rs.)	Bus/Truck Count	Total Bus / Truck Amount (in Rs.)	LCV Count	Total LCV Amount (in Rs.)	MAV (Multi Axle Vehicle Count)	Total MAV (Multi Axle Vehicle) Amount (in Rs.)	Three Axle Count	Three Axle Count Amount (in Rs.)	FASTag Debit Adjustment/ Chargeback Received from Bank (Net)
1	2	3	4	5	8	9	10	11	12	13	Note-5
Single Journey	5273	288085	996	190808	852	82273	2405	988221	0	0	1746
Monthly Pass Sales	0	0	0	0	0	0	0	0	0	0	0
Daily Pass Sales	2803	228278	306	87819	394	57284	500	307704	0	0	0
Local Pass Sales	0	0	0	0	0	0	0	0	0	0	0
Return Pass Sales	0	0	0	0	0	0	0	0	0	0	0
Double User Fee (FASTag Lane Violation) (Note-6)	178	19224	2	764	1	192	2	1644	0	0	0
1.25 times User Fee via UPI (FASTag Lane Violation) (Note-9)	640	43338	15	3581	11	1320	8	4110	0	0	0

Traffic and Revenue Receivable (Annual Pass - Note 7)		
Transaction Type	Car/Jeep Count	Total Car/ Jeep Amount (in Rs.)
1	2	3
Annual Pass	1099	67900

Total Non-Tollable Traffic Count Entry Details (Note-2)						
Transaction Type	Car/Jeep Count	Bus/Truck Count	LCV Count	MAV (Multi Axle Vehicle Count)	Three Axle Count	
1	2	3	5	6	7	
Reuse & Exit	3180	349	433	523	0	0
Exemption & Violation	6452	389	141	328	0	0

Notes

1. Fee for Fastag vehicles passing two toll plazas, is collected at two plazas in few cases and therefore section wise traffic details will not be available at one plaza for same.
2. All Non-tollable traffic could not be recorded/reported due to unavailability of adequate Lanes & systems. Non-Tollable count includes Reuse of daily/return/monthly pass, exit trips, exemption and violations.
3. Reporting (FASTag/Cash/Card) - 12:00:00 AM to 11:59:59 PM.
4. Fastag Collection is net of Acquiring Bank Charges
5. FASTag Debit Adjustment/Chargeback Received from Bank (Net)
6. Double user fee (from cash vehicles entering dedicated Fastag lane) collected from vehicles are reported separately (count and revenue). These are included in vehicle category wise count and revenue.
7. Annual FASTag pass w.e.f. 15 August 2025 as per directions of MPEL vide letter no MPEL/DIC/2025/676 dated August 14, 2025.
8. Annual Pass Toll Revenue receivable (as given in the table above) is not included in the column 'Fee Collected'.
9. '1.25' times User Fee via UPI for vehicles without a valid FASTag w.e.f. 15 November 2025 as per directions of MPEL vide letter no MPEL/02/DIC/968 dated 10 November 2025.



MONTHLY/DAILY FEE STATEMENT

Project Highway: National Highway NH-48

Day/Month: 17-May-2026

Sr. No.	Name of Toll Plaza Location	Chainage
1	Varsoli National Highway NH-48 (from Km. 20+400 to 131+200)	60+050

Type of Vehicle	For corresponding day/month of previous year 17-May-2025		For preceding day/month 16-May-2026		For the day/month reported upon 17-May-2026		
	No. of Vehicles	Fee collected (in lakh Rs.)	No. of Vehicles	Fee collected (in lakh Rs.)	Fee per Vehicle (in Rs.)	No. of Vehicles	Fee collected (in lakh Rs.)
1	2	3	4	5	6	7	8
A-Car (Note-7)	12317	712694	8894	578924	Note-1	10271	667804
B-LCV	1248	120272	1258	141069		938	102947
C-Bus	1383	262665	1319	282972		1109	236547
D-Truck	0	0	0	0		0	0
E-Three-axle vehicle	0	0	0	0		0	0
F-Multi-axle Truck	3434	1315804	2915	1301679		2528	1093216
G-Oversized vehicle	0	0	0	0		0	0
FASTag Debit Adjustment/ Chargeback Received from Bank (Net) (Note-5)	0	916	0	1746	Note-5	0	0
H- Total	18382	2412351	14386	2306391		14846	2100515

Day/Month wise Opening Balance of Toll Collection & Traffic

Day	17										
Month	5										
Year	2026										
Toll Depositing Bank	State Bank Of India										
Bank Account No.	39177623786										
Transaction Type	Car/Jeep Count	Total Car/ Jeep Amount (in Rs.)	Bus/Truck Count	Total Bus / Truck Amount (in Rs.)	LCV Count	Total LCV Amount (in Rs.)	MAV (Multi Axle Vehicle Count)	Total MAV (Multi Axle Vehicle) Amount (in Rs.)	Three Axle Count	Three Axle Count Amount (in Rs.)	FASTag Debit Adjustment/ Chargeback Received from Bank (Net) Note-5
1	2	3	4	5	8	9	10	11	12	13	
Single Journey	6136	334690	855	163828	689	66770	2256	926130	0	0	0
Monthly Pass Sales	0	0	0	0	0	0	0	0	0	0	0
Daily Pass Sales	2989	242528	243	69950	236	34186	269	165545	0	0	0
Local Pass Sales	0	0	0	0	0	0	0	0	0	0	0
Return Pass Sales	0	0	0	0	0	0	0	0	0	0	0
Double User Fee (FASTag Lane Violation) (Note-6)	325	35100	1	382	6	1152	0	0	0	0	0
1.25 times User Fee via UPI (FASTag Lane Violation) (Note-9)	821	55486	10	2388	7	840	3	1541	0	0	0

Traffic and Revenue Receivable (Annual Pass - Note 7)		
Transaction Type	Car/Jeep Count	Total Car/ Jeep Amount (in Rs.)
1	2	3
Annual Pass	1260	78027

Total Non-Tollable Traffic Count Entry Details (Note-2)						
Transaction Type	Car/Jeep Count	Bus/Truck Count	LCV Count	MAV (Multi Axle Vehicle Count)	Three Axle Count	
1	2	3	5	6	7	
Reuse & Exit	3300	278	257	304		0
Exemption & Violation	6977	359	182	207		0

Notes

1. Fee for Fastag vehicles passing two toll plazas, is collected at two plazas in few cases and therefore section wise traffic details will not be available at one plaza for same.
2. All Non-tollable traffic could not be recorded/reported due to unavailability of adequate Lanes & systems. Non-Tollable count includes Reuse of daily/return/monthly pass, exit trips, exemption and violations.
3. Reporting (FASTag/Cash/Card) - 12:00:00 AM to 11:59:59 PM.
4. Fastag Collection is net of Acquiring Bank Charges
5. FASTag Debit Adjustment/Chargeback Received from Bank (Net)
6. Double user fee (from cash vehicles entering dedicated Fastag lane) collected from vehicles are reported separately (count and revenue). These are included in vehicle category wise count and revenue.
7. Annual FASTag pass w.e.f. 15 August 2025 as per directions of MPEL vide letter no MPEL/DIC/2025/676 dated August 14, 2025.
8. Annual Pass Toll Revenue receivable (as given in the table above) is not included in the column 'Fee Collected'.
9. '1.25' times User Fee via UPI for vehicles without a valid FASTag w.e.f. 15 November 2025 as per directions of MPEL vide letter no MPEL/02/DIC/968 dated 10 November 2025.



MONTHLY/DAILY FEE STATEMENT

Project Highway: National Highway NH-48

Day/Month: 18-May-2026

Sr. No.	Name of Toll Plaza Location	Chainage
1	National Highway NH-48 (from Km. 20+400 to 131+200) Varsoli	60+050

Type of Vehicle	For corresponding day/month of previous year 18-May-2025		For preceding day/month 17-May-2026		For the day/month reported upon 18-May-2026		
	No. of Vehicles	Fee collected (in lakh Rs.)	No. of Vehicles	Fee collected (in lakh Rs.)	Fee per Vehicle (in Rs.)	No. of Vehicles	Fee collected (in lakh Rs.)
1	2	3	4	5	6	7	8
A-Car (Note-7)	13940	827788	10271	667804	Note-1	7200	467525
B-LCV	916	87185	938	102947		1011	114547
C-Bus	1200	220811	1109	236547		1104	240089
D-Truck	0	0	0	0		0	0
E-Three-axle vehicle	0	0	0	0		0	0
F-Multi-axle Truck	2939	1091655	2528	1093216		2511	1109622
G-Oversized vehicle	0	0	0	0		0	0
FASTag Debit Adjustment/ Chargeback Received from Bank (Net) (Note-5)	0	0	0	0	Note-5	0	1878
H- Total	18995	2227439	14846	2100515		11826	1933661

Day/Month wise Opening Balance of Toll Collection & Traffic

Day	18
Month	5
Year	2026
Toll Depositing Bank	State Bank Of India
Bank Account No.	39177623786

Transaction Type	Car/Jeep Count	Total Car/ Jeep Amount (in Rs.)	Bus/Truck Count	Total Bus / Truck Amount (in Rs.)	LCV Count	Total LCV Amount (in Rs.)	MAV (Multi Axle Vehicle Count)	Total MAV (Multi Axle Vehicle) Amount (in Rs.)	Three Axle Count	Three Axle Count Amount (in Rs.)	FASTag Debit Adjustment/ Chargeback Received from Bank (Net)
1	2	3	4	5	8	9	10	11	12	13	Note-5
Single Journey	4308	235144	799	152497	656	63316	2155	885379	0	0	1878
Monthly Pass Sales	0	0	0	0	0	0	1	6180	0	0	0
Daily Pass Sales	2162	176100	286	82483	332	48255	351	216008	0	0	0
Local Pass Sales	0	0	0	0	0	0	0	0	0	0	0
Return Pass Sales	0	0	0	0	0	0	0	0	0	0	0
Double User Fee (FASTag Lane Violation) (Note-6)	173	18684	4	1528	3	576	0	0	0	0	0
1.25 times User Fee via UPI (FASTag Lane Violation) (Note-9)	557	37598	15	3581	20	2400	4	2055	0	0	0

Traffic and Revenue Receivable (Annual Pass - Note 7)		
Transaction Type	Car/Jeep Count	Total Car/ Jeep Amount (in Rs.)
1	2	3
Annual Pass	870	55112

Total Non-Tollable Traffic Count Entry Details (Note-2)						
Transaction Type	Car/Jeep Count	Bus/Truck Count	LCV Count	MAV (Multi Axle Vehicle Count)	Three Axle Count	
1	2	3	5	6	7	
Reuse & Exit	2378	318	361	360		0
Exemption & Violation	6005	350	173	322		0



Notes

1. Fee for Fastag vehicles passing two toll plazas, is collected at two plazas in few cases and therefore section wise traffic details will not be available at one plaza for same.
2. All Non-tollable traffic could not be recorded/reported due to unavailability of adequate Lanes & systems. Non-Tollable count includes Reuse of daily/return/monthly pass, exit trips, exemption and violations.
3. Reporting (FASTag/Cash/Card) - 12:00:00 AM to 11:59:59 PM.
4. Fastag Collection is net of Acquiring Bank Charges
5. FASTag Debit Adjustment/Chargeback Received from Bank (Net)
6. Double user fee (from cash vehicles entering dedicated Fastag lane) collected from vehicles are reported separately (count and revenue). These are included in vehicle category wise count and revenue.
7. Annual FASTag pass w.e.f. 15 August 2025 as per directions of MPEL vide letter no MPEL/DIC/2025/676 dated August 14, 2025.
8. Annual Pass Toll Revenue receivable (as given in the table above) is not included in the column 'Fee Collected'.
9. '1.25' times User Fee via UPI for vehicles without a valid FASTag w.e.f. 15 November 2025 as per directions of MPEL vide letter no MPEL/02/DIC/968 dated 10 November 2025.

MONTHLY/DAILY FEE STATEMENT

Project Highway: National Highway NH-48

Day/Month: 19-May-2026

Sr. No.	Name of Toll Plaza Location	Chainage
1	National Highway NH-48 (from Km. 20+400 to 131+200) Varsoli	60+050

Type of Vehicle	For corresponding day/month of previous year 19-May-2025		For preceding day/month 18-May-2026		For the day/month reported upon 19-May-2026		
	No. of Vehicles	Fee collected (in lakh Rs.)	No. of Vehicles	Fee collected (in lakh Rs.)	Fee per Vehicle (in Rs.)	No. of Vehicles	Fee collected (in lakh Rs.)
1	2	3	4	5	6	7	8
A-Car (Note-7)	8640	498498	7200	467525	Note-1	7059	469276
B-LCV	946	92224	1011	114547		1240	140052
C-Bus	1194	224836	1104	240089		1358	291195
D-Truck	0	0	0	0		0	0
E-Three-axle vehicle	0	0	0	0		0	0
F-Multi-axle Truck	2863	1095096	2511	1109622		2944	1314200
G-Oversized vehicle	0	0	0	0		0	0
FASTag Debit Adjustment/ Chargeback Received from Bank (Net) (Note-5)	0	1170	0	1878	Note-5	0	431
H- Total	13643	1911824	11826	1933661		12601	2215154

Day/Month wise Opening Balance of Toll Collection & Traffic

Day	19
Month	5
Year	2026
Toll Depositing Bank	State Bank Of India
Bank Account No.	39177623786

Transaction Type	Car/Jeep Count	Total Car/ Jeep Amount (in Rs.)	Bus/Truck Count	Total Bus / Truck Amount (in Rs.)	LCV Count	Total LCV Amount (in Rs.)	MAV (Multi Axle Vehicle Count)	Total MAV (Multi Axle Vehicle) Amount (in Rs.)	Three Axle Count	Three Axle Count Amount (in Rs.)	FASTag Debit Adjustment/ Chargeback Received from Bank (Net) Note-5
1	2	3	4	5	8	9	10	11	12	13	
Single Journey	3873	211915	1035	198182	825	79997	2419	993140	0	0	431
Monthly Pass Sales	0	0	0	0	0	0	0	0	0	0	0
Daily Pass Sales	2455	199955	314	90577	407	58950	505	310988	0	0	0
Local Pass Sales	0	0	0	0	0	0	0	0	0	0	0
Return Pass Sales	0	0	0	0	0	0	0	0	0	0	0
Double User Fee (FASTag Lane Violation) (Note-6)	194	20952	2	764	2	384	2	824	0	0	0
1.25 times User Fee via UPI (FASTag Lane Violation) (Note-9)	537	36454	7	1671	6	720	18	9248	0	0	0

Traffic and Revenue Receivable (Annual Pass - Note 7)		
Transaction Type	Car/Jeep Count	Total Car/ Jeep Amount (in Rs.)
1	2	3
Annual Pass	739	46608

Total Non-Tollable Traffic Count Entry Details (Note-2)						
Transaction Type	Car/Jeep Count	Bus/Truck Count	LCV Count	MAV (Multi Axle Vehicle Count)	Three Axle Count	
1	2	3	5	6	7	
Reuse & Exit	2655	354	431	556		0
Exemption & Violation	6027	429	181	335		0



Notes

1. Fee for Fastag vehicles passing two toll plazas, is collected at two plazas in few cases and therefore section wise traffic details will not be available at one plaza for same.
2. All Non-tollable traffic could not be recorded/reported due to unavailability of adequate Lanes & systems. Non-Tollable count includes Reuse of daily/return/monthly pass, exit trips, exemption and violations.
3. Reporting (FASTag/Cash/Card) - 12:00:00 AM to 11:59:59 PM.
4. Fastag Collection is net of Acquiring Bank Charges
5. FASTag Debit Adjustment/Chargeback Received from Bank (Net)
6. Double user fee (from cash vehicles entering dedicated Fastag lane) collected from vehicles are reported separately (count and revenue). These are included in vehicle category wise count and revenue.
7. Annual FASTag pass w.e.f. 15 August 2025 as per directions of MPEL vide letter no MPEL/DIC/2025/676 dated August 14, 2025.
8. Annual Pass Toll Revenue receivable (as given in the table above) is not included in the column 'Fee Collected'.
9. '1.25' times User Fee via UPI for vehicles without a valid FASTag w.e.f. 15 November 2025 as per directions of MPEL vide letter no MPEL/02/DIC/968 dated 10 November 2025.

MONTHLY/DAILY FEE STATEMENT

Project Highway: National Highway NH-48

Day/Month: 20-May-2026

Sr. No.	Name of Toll Plaza Location	Chainage
1	Varsoli National Highway NH-48 (from Km. 20+400 to 131+200)	60+050

Type of Vehicle	For corresponding day/month of previous year 20-May-2025		For preceding day/month 19-May-2026		For the day/month reported upon 20-May-2026		
	No. of Vehicles	Fee collected (in lakh Rs.)	No. of Vehicles	Fee collected (in lakh Rs.)	Fee per Vehicle (in Rs.)	No. of Vehicles	Fee collected (in lakh Rs.)
1	2	3	4	5	6	7	8
A-Car (Note-7)	8378	497512	7059	469276	Note-1	7228	480962
B-LCV	1218	116297	1240	140052		1298	147184
C-Bus	1316	247200	1358	291195		1355	291956
D-Truck	0	0	0	0		0	0
E-Three-axle vehicle	0	0	0	0		0	0
F-Multi-axle Truck	3065	1154030	2944	1314200		3011	1343974
G-Oversized vehicle	0	0	0	0		0	0
FASTag Debit Adjustment/ Chargeback Received from Bank (Net) (Note-5)	0	996	0	431	Note-5	0	936
H- Total	13977	2016036	12601	2215154		12892	2265013

Day/Month wise Opening Balance of Toll Collection & Traffic

Day	20
Month	5
Year	2026
Toll Depositing Bank	State Bank Of India
Bank Account No.	39177623786

Transaction Type	Car/Jeep Count	Total Car/ Jeep Amount (in Rs.)	Bus/Truck Count	Total Bus / Truck Amount (in Rs.)	LCV Count	Total LCV Amount (in Rs.)	MAV (Multi Axle Vehicle Count)	Total MAV (Multi Axle Vehicle) Amount (in Rs.)	Three Axle Count	Three Axle Count Amount (in Rs.)	FASTag Debit Adjustment/ Chargeback Received from Bank (Net)
1	2	3	4	5	8	9	10	11	12	13	Note-5
Single Journey	3978	217747	1014	194025	848	82159	2477	1017075	0	0	936
Monthly Pass Sales	0	0	0	0	0	0	0	0	0	0	0
Daily Pass Sales	2481	202127	321	92199	438	63513	519	319397	0	0	0
Local Pass Sales	0	0	0	0	0	0	0	0	0	0	0
Return Pass Sales	0	0	0	0	0	0	0	0	0	0	0
Double User Fee (FASTag Lane Violation) (Note-6)	225	24300	4	1912	1	192	2	824	0	0	0
1.25 times User Fee via UPI (FASTag Lane Violation) (Note-9)	544	36789	16	3820	11	1320	13	6679	0	0	0

Traffic and Revenue Receivable (Annual Pass - Note 7)		
Transaction Type	Car/Jeep Count	Total Car/ Jeep Amount (in Rs.)
1	2	3
Annual Pass	745	46998

Total Non-Tollable Traffic Count Entry Details (Note-2)						
Transaction Type	Car/Jeep Count	Bus/Truck Count	LCV Count	MAV (Multi Axle Vehicle Count)	Three Axle Count	
1	2	3	5	6	7	
Reuse & Exit	2704	363	476	535		0
Exemption & Violation	7053	402	189	347		0



Notes

1. Fee for Fastag vehicles passing two toll plazas, is collected at two plazas in few cases and therefore section wise traffic details will not be available at one plaza for same.
2. All Non-tollable traffic could not be recorded/reported due to unavailability of adequate Lanes & systems. Non-Tollable count includes Reuse of daily/return/monthly pass, exit trips, exemption and violations.
3. Reporting (FASTag/Cash/Card) - 12:00:00 AM to 11:59:59 PM.
4. Fastag Collection is net of Acquiring Bank Charges
5. FASTag Debit Adjustment/Chargeback Received from Bank (Net)
6. Double user fee (from cash vehicles entering dedicated Fastag lane) collected from vehicles are reported separately (count and revenue). These are included in vehicle category wise count and revenue.
7. Annual FASTag pass w.e.f. 15 August 2025 as per directions of MPEL vide letter no MPEL/DIC/2025/676 dated August 14, 2025.
8. Annual Pass Toll Revenue receivable (as given in the table above) is not included in the column 'Fee Collected'.
9. '1.25' times User Fee via UPI for vehicles without a valid FASTag w.e.f. 15 November 2025 as per directions of MPEL vide letter no MPEL/02/DIC/968 dated 10 November 2025.

MONTHLY/DAILY FEE STATEMENT

Project Highway: National Highway NH-48

Day/Month: 21-May-2026

Sr. No.	Name of Toll Plaza Location	Chainage
1	National Highway NH-48 (from Km. 20+400 to 131+200) Varsoli	60+050

Type of Vehicle	For corresponding day/month of previous year 21-May-2025		For preceding day/month 20-May-2026		For the day/month reported upon 21-May-2026		
	No. of Vehicles	Fee collected (in lakh Rs.)	No. of Vehicles	Fee collected (in lakh Rs.)	Fee per Vehicle (in Rs.)	No. of Vehicles	Fee collected (in lakh Rs.)
1	2	3	4	5	6	7	8
A-Car (Note-7)	8693	517721	7228	480962	Note-1	7032	463758
B-LCV	1308	126074	1298	147184		1194	134728
C-Bus	1429	269297	1355	291956		1354	292636
D-Truck	0	0	0	0		0	0
E-Three-axle vehicle	0	0	0	0		0	0
F-Multi-axle Truck	3252	1263039	3011	1343974		2939	1299348
G-Oversized vehicle	0	0	0	0		0	0
FASTag Debit Adjustment/ Chargeback Received from Bank (Net) (Note-5)	0	886	0	936	Note-5	0	1042
H- Total	14682	2177017	12892	2265013		12519	2191512

Day/Month wise Opening Balance of Toll Collection & Traffic

Day	21										
Month	5										
Year	2026										
Toll Depositing Bank	State Bank Of India										
Bank Account No.	39177623786										
Transaction Type	Car/Jeep Count	Total Car/ Jeep Amount (in Rs.)	Bus/Truck Count	Total Bus / Truck Amount (in Rs.)	LCV Count	Total LCV Amount (in Rs.)	MAV (Multi Axle Vehicle Count)	Total MAV (Multi Axle Vehicle) Amount (in Rs.)	Three Axle Count	Three Axle Count Amount (in Rs.)	FASTag Debit Adjustment/ Chargeback Received from Bank (Net)
1	2	3	4	5	8	9	10	11	12	13	Note-5
Single Journey	3963	216669	1007	193052	792	76762	2482	1018297	0	0	1042
Monthly Pass Sales	0	0	0	0	0	0	0	0	0	0	0
Daily Pass Sales	2376	193601	331	94951	390	56454	447	275501	0	0	0
Local Pass Sales	0	0	0	0	0	0	0	0	0	0	0
Return Pass Sales	0	0	0	0	0	0	0	0	0	0	0
Double User Fee (FASTag Lane Violation) (Note-6)	164	17712	4	1528	1	192	1	412	0	0	0
1.25 times User Fee via UPI (FASTag Lane Violation) (Note-9)	529	35776	12	3105	11	1320	9	5138	0	0	0

Traffic and Revenue Receivable (Annual Pass - Note 7)		
Transaction Type	Car/Jeep Count	Total Car/ Jeep Amount (in Rs.)
1	2	3
Annual Pass	802	49984

Total Non-Tollable Traffic Count Entry Details (Note-2)						
Transaction Type	Car/Jeep Count	Bus/Truck Count	LCV Count	MAV (Multi Axle Vehicle Count)	Three Axle Count	
1	2	3	5	6	7	
Reuse & Exit	2569	366	415	464	0	0
Exemption & Violation	7198	422	159	379	0	0



Notes

1. Fee for Fastag vehicles passing two toll plazas, is collected at two plazas in few cases and therefore section wise traffic details will not be available at one plaza for same.
2. All Non-tollable traffic could not be recorded/reported due to unavailability of adequate Lanes & systems. Non-Tollable count includes Reuse of daily/return/monthly pass, exit trips, exemption and violations.
3. Reporting (FASTag/Cash/Card) - 12:00:00 AM to 11:59:59 PM.
4. Fastag Collection is net of Acquiring Bank Charges
5. FASTag Debit Adjustment/Chargeback Received from Bank (Net)
6. Double user fee (from cash vehicles entering dedicated Fastag lane) collected from vehicles are reported separately (count and revenue). These are included in vehicle category wise count and revenue.
7. Annual FASTag pass w.e.f. 15 August 2025 as per directions of MPEL vide letter no MPEL/DIC/2025/676 dated August 14, 2025.
8. Annual Pass Toll Revenue receivable (as given in the table above) is not included in the column 'Fee Collected'.
9. '1.25' times User Fee via UPI for vehicles without a valid FASTag w.e.f. 15 November 2025 as per directions of MPEL vide letter no MPEL/02/DIC/968 dated 10 November 2025.

MONTHLY/DAILY FEE STATEMENT

Project Highway: National Highway NH-48

Day/Month: 22-May-2026

Sr. No.	Name of Toll Plaza Location	Chainage
1	National Highway NH-48 (from Km. 20+400 to 131+200) Varsoli	60+050

Type of Vehicle	For corresponding day/month of previous year 22-May-2025		For preceding day/month 21-May-2026		For the day/month reported upon 22-May-2026		
	No. of Vehicles	Fee collected (in lakh Rs.)	No. of Vehicles	Fee collected (in lakh Rs.)	Fee per Vehicle (in Rs.)	No. of Vehicles	Fee collected (in lakh Rs.)
1	2	3	4	5	6	7	8
A-Car (Note-7)	8684	508615	7032	463758	Note-1	7769	511333
B-LCV	1240	121571	1194	134728		1338	149224
C-Bus	1393	260366	1354	292636		1392	297735
D-Truck	0	0	0	0		0	0
E-Three-axle vehicle	0	0	0	0		0	0
F-Multi-axle Truck	3398	1312753	2939	1299348		3023	1341725
G-Oversized vehicle	0	0	0	0		0	0
FASTag Debit Adjustment/ Chargeback Received from Bank (Net) (Note-5)	0	931	0	1042	Note-5	0	1668
H- Total	14715	2204236	12519	2191512		13522	2301684

Day/Month wise Opening Balance of Toll Collection & Traffic

Day	22										
Month	5										
Year	2026										
Toll Depositing Bank	State Bank Of India										
Bank Account No.	39177623786										
Transaction Type	Car/Jeep Count	Total Car/ Jeep Amount (in Rs.)	Bus/Truck Count	Total Bus / Truck Amount (in Rs.)	LCV Count	Total LCV Amount (in Rs.)	MAV (Multi Axle Vehicle Count)	Total MAV (Multi Axle Vehicle) Amount (in Rs.)	Three Axle Count	Three Axle Count Amount (in Rs.)	FASTag Debit Adjustment/ Chargeback Received from Bank (Net) Note-5
1	2	3	4	5	8	9	10	11	12	13	
Single Journey	4420	241473	1059	202427	930	90134	2525	1037179	0	0	1668
Monthly Pass Sales	0	0	0	0	0	0	0	0	0	0	0
Daily Pass Sales	2556	208135	321	92299	395	57314	477	293550	0	0	0
Local Pass Sales	0	0	0	0	0	0	0	0	0	0	0
Return Pass Sales	0	0	0	0	0	0	0	0	0	0	0
Double User Fee (FASTag Lane Violation) (Note-6)	199	21492	1	382	3	576	2	1234	0	0	0
1.25 times User Fee via UPI (FASTag Lane Violation) (Note-9)	594	40233	11	2626	10	1200	19	9761	0	0	0

Traffic and Revenue Receivable (Annual Pass - Note 7)		
Transaction Type	Car/Jeep Count	Total Car/ Jeep Amount (in Rs.)
1	2	3
Annual Pass	921	57968

Total Non-Tollable Traffic Count Entry Details (Note-2)						
Transaction Type	Car/Jeep Count	Bus/Truck Count	LCV Count	MAV (Multi Axle Vehicle Count)	Three Axle Count	
1	2	3	5	6	7	
Reuse & Exit	2811	355	426	497	0	0
Exemption & Violation	6442	415	184	286	0	0



Notes

1. Fee for Fastag vehicles passing two toll plazas, is collected at two plazas in few cases and therefore section wise traffic details will not be available at one plaza for same.
2. All Non-tollable traffic could not be recorded/reported due to unavailability of adequate Lanes & systems. Non-Tollable count includes Reuse of daily/return/monthly pass, exit trips, exemption and violations.
3. Reporting (FASTag/Cash/Card) - 12:00:00 AM to 11:59:59 PM.
4. Fastag Collection is net of Acquiring Bank Charges
5. FASTag Debit Adjustment/Chargeback Received from Bank (Net)
6. Double user fee (from cash vehicles entering dedicated Fastag lane) collected from vehicles are reported separately (count and revenue). These are included in vehicle category wise count and revenue.
7. Annual FASTag pass w.e.f. 15 August 2025 as per directions of MPEL vide letter no MPEL/DIC/2025/676 dated August 14, 2025.
8. Annual Pass Toll Revenue receivable (as given in the table above) is not included in the column 'Fee Collected'.
9. '1.25' times User Fee via UPI for vehicles without a valid FASTag w.e.f. 15 November 2025 as per directions of MPEL vide letter no MPEL/02/DIC/968 dated 10 November 2025.

MONTHLY/DAILY FEE STATEMENT

Project Highway: National Highway NH-48

Day/Month: 23-May-2026

Sr. No.	Name of Toll Plaza Location	Chainage
1	National Highway NH-48 (from Km. 20+400 to 131+200) Varsoli	60+050

Type of Vehicle	For corresponding day/month of previous year 23-May-2025		For preceding day/month 22-May-2026		For the day/month reported upon 23-May-2026		
	No. of Vehicles	Fee collected (in lakh Rs.)	No. of Vehicles	Fee collected (in lakh Rs.)	Fee per Vehicle (in Rs.)	No. of Vehicles	Fee collected (in lakh Rs.)
1	2	3	4	5	6	7	8
A-Car (Note-7)	10248	592357	7769	511333	Note-1	10302	672966
B-LCV	1278	124747	1338	149224		1283	142434
C-Bus	1394	259577	1392	297735		1347	287993
D-Truck	0	0	0	0		0	0
E-Three-axle vehicle	0	0	0	0		0	0
F-Multi-axle Truck	3155	1211671	3023	1341725		3115	1380184
G-Oversized vehicle	0	0	0	0		0	0
FASTag Debit Adjustment/ Chargeback Received from Bank (Net) (Note-5)	0	1247	0	1668	Note-5	0	0
H- Total	16075	2189598	13522	2301684		16047	2483578

Day/Month wise Opening Balance of Toll Collection & Traffic

Day	23										
Month	5										
Year	2026										
Toll Depositing Bank	State Bank Of India										
Bank Account No.	39177623786										
Transaction Type	Car/Jeep Count	Total Car/ Jeep Amount (in Rs.)	Bus/Truck Count	Total Bus / Truck Amount (in Rs.)	LCV Count	Total LCV Amount (in Rs.)	MAV (Multi Axle Vehicle Count)	Total MAV (Multi Axle Vehicle) Amount (in Rs.)	Three Axle Count	Three Axle Count Amount (in Rs.)	FASTag Debit Adjustment/ Chargeback Received from Bank (Net) Note-5
1	2	3	4	5	8	9	10	11	12	13	
Single Journey	6038	329909	1025	196128	902	87039	2618	1074923	0	0	0
Monthly Pass Sales	0	0	0	0	0	0	0	0	0	0	0
Daily Pass Sales	3280	266577	307	87997	370	53788	482	297040	0	0	0
Local Pass Sales	0	0	0	0	0	0	0	0	0	0	0
Return Pass Sales	0	0	0	0	0	0	0	0	0	0	0
Double User Fee (FASTag Lane Violation) (Note-6)	245	26460	2	764	4	768	3	2056	0	0	0
1.25 times User Fee via UPI (FASTag Lane Violation) (Note-9)	739	50020	13	3104	7	840	12	6165	0	0	0

Traffic and Revenue Receivable (Annual Pass - Note 7)		
Transaction Type	Car/Jeep Count	Total Car/ Jeep Amount (in Rs.)
1	2	3
Annual Pass	1371	85557

Total Non-Tollable Traffic Count Entry Details (Note-2)					
Transaction Type	Car/Jeep Count	Bus/Truck Count	LCV Count	MAV (Multi Axle Vehicle Count)	Three Axle Count
1	2	3	5	6	7
Reuse & Exit	3711	339	409	498	0
Exemption & Violation	5758	382	132	309	0



Notes

1. Fee for Fastag vehicles passing two toll plazas, is collected at two plazas in few cases and therefore section wise traffic details will not be available at one plaza for same.
2. All Non-tollable traffic could not be recorded/reported due to unavailability of adequate Lanes & systems. Non-Tollable count includes Reuse of daily/return/monthly pass, exit trips, exemption and violations.
3. Reporting (FASTag/Cash/Card) - 12:00:00 AM to 11:59:59 PM.
4. Fastag Collection is net of Acquiring Bank Charges
5. FASTag Debit Adjustment/Chargeback Received from Bank (Net)
6. Double user fee (from cash vehicles entering dedicated Fastag lane) collected from vehicles are reported separately (count and revenue). These are included in vehicle category wise count and revenue.
7. Annual FASTag pass w.e.f. 15 August 2025 as per directions of MPEL vide letter no MPEL/DIC/2025/676 dated August 14, 2025.
8. Annual Pass Toll Revenue receivable (as given in the table above) is not included in the column 'Fee Collected'.
9. '1.25' times User Fee via UPI for vehicles without a valid FASTag w.e.f. 15 November 2025 as per directions of MPEL vide letter no MPEL/02/DIC/968 dated 10 November 2025.

MONTHLY/DAILY FEE STATEMENT

Project Highway: National Highway NH-48

Day/Month: 24-May-2026

Sr. No.	Name of Toll Plaza Location	Chainage
National Highway NH-48 (from Km. 20+400 to 131+200)		
1	Varsoli	60+050

Type of Vehicle	For corresponding day/month of previous year 24-May-2025		For preceding day/month 23-May-2026		For the day/month reported upon 24-May-2026		
	No. of Vehicles	Fee collected (in lakh Rs.)	No. of Vehicles	Fee collected (in lakh Rs.)	Fee per Vehicle (in Rs.)	No. of Vehicles	Fee collected (in lakh Rs.)
1	2	3	4	5	6	7	8
A-Car (Note-7)	13065	750640	10302	672966	Note-1	11360	743957
B-LCV	1244	117335	1283	142434		994	108942
C-Bus	1281	236326	1347	287993		1084	231794
D-Truck	0	0	0	0		0	0
E-Three-axle vehicle	0	0	0	0		0	0
F-Multi-axle Truck	2992	1135246	3115	1380184		2558	1107547
G-Oversized vehicle	0	0	0	0		0	0
FASTag Debit Adjustment/ Chargeback Received from Bank (Net) (Note-5)	0	0	0	0	Note-5	0	0
H- Total	18582	2239547	16047	2483578		15996	2192240

Day/Month wise Opening Balance of Toll Collection & Traffic

Day	24
Month	5
Year	2026
Toll Depositing Bank	State Bank Of India
Bank Account No.	39177623786

Transaction Type	Car/Jeep Count	Total Car/ Jeep Amount (in Rs.)	Bus/Truck Count	Total Bus / Truck Amount (in Rs.)	LCV Count	Total LCV Amount (in Rs.)	MAV (Multi Axle Vehicle Count)	Total MAV (Multi Axle Vehicle) Amount (in Rs.)	Three Axle Count	Three Axle Count Amount (in Rs.)	FASTag Debit Adjustment/ Chargeback Received from Bank (Net)
1	2	3	4	5	8	9	10	11	12	13	Note-5
Single Journey	6584	359103	828	158166	727	70452	2274	933374	0	0	0
Monthly Pass Sales	0	0	0	0	0	0	0	0	0	0	0
Daily Pass Sales	3431	278511	235	67755	256	37026	274	169035	0	0	0
Local Pass Sales	0	0	0	0	0	0	0	0	0	0	0
Return Pass Sales	0	0	0	0	0	0	0	0	0	0	0
Double User Fee (FASTag Lane Violation) (Note-6)	379	40932	6	2292	2	384	0	0	0	0	0
1.25 times User Fee via UPI (FASTag Lane Violation) (Note-9)	966	65411	15	3581	9	1080	10	5138	0	0	0

Traffic and Revenue Receivable (Annual Pass - Note 7)		
Transaction Type	Car/Jeep Count	Total Car/ Jeep Amount (in Rs.)
1	2	3
Annual Pass	1338	84389

Total Non-Tollable Traffic Count Entry Details (Note-2)					
Transaction Type	Car/Jeep Count	Bus/Truck Count	LCV Count	MAV (Multi Axle Vehicle Count)	Three Axle Count
1	2	3	5	6	7
Reuse & Exit	3791	263	278	290	0
Exemption & Violation	6426	317	134	207	0

Notes

1. Fee for Fastag vehicles passing two toll plazas, is collected at two plazas in few cases and therefore section wise traffic details will not be available at one plaza for same.
2. All Non-tollable traffic could not be recorded/reported due to unavailability of adequate Lanes & systems. Non-Tollable count includes Reuse of daily/return/monthly pass, exit trips, exemption and violations.
3. Reporting (FASTag/Cash/Card) - 12:00:00 AM to 11:59:59 PM.
4. Fastag Collection is net of Acquiring Bank Charges
5. FASTag Debit Adjustment/Chargeback Received from Bank (Net)
6. Double user fee (from cash vehicles entering dedicated Fastag lane) collected from vehicles are reported separately (count and revenue). These are included in vehicle category wise count and revenue.
7. Annual FASTag pass w.e.f. 15 August 2025 as per directions of MPCL vide letter no MPCL/DIC/2025/676 dated August 14, 2025.
8. Annual Pass Toll Revenue receivable (as given in the table above) is not included in the column 'Fee Collected'.
9. '1.25' times User Fee via UPI for vehicles without a valid FASTag w.e.f. 15 November 2025 as per directions of MPCL vide letter no MPCL/02/DIC/968 dated 10 November 2025.



MONTHLY/DAILY FEE STATEMENT

Project Highway: National Highway NH-48

Day/Month: 25-May-2026

Sr. No.	Name of Toll Plaza Location	Chainage
National Highway NH-48 (from Km. 20+400 to 131+200)		
1	Varsoli	60+050

Type of Vehicle	For corresponding day/month of previous year 25-May-2025		For preceding day/month 24-May-2026		For the day/month reported upon 25-May-2026		
	No. of Vehicles	Fee collected (in lakh Rs.)	No. of Vehicles	Fee collected (in lakh Rs.)	Fee per Vehicle (in Rs.)	No. of Vehicles	Fee collected (in lakh Rs.)
1	2	3	4	5	6	7	8
A-Car (Note-7)	14611	861818	11360	743957	Note-1	7737	505580
B-LCV	991	92667	994	108942		1009	113021
C-Bus	1151	208288	1084	231794		1173	250404
D-Truck	0	0	0	0		0	0
E-Three-axle vehicle	0	0	0	0		0	0
F-Multi-axle Truck	2796	1037799	2558	1107547		2631	1161258
G-Over-sized vehicle	0	0	0	0		0	0
FASTag Debit Adjustment/ Chargeback Received from Bank (Net) (Note-5)	0	0	0	0	Note-5	0	1401
H- Total	19549	2200573	15996	2192240		12550	2031664

Day/Month wise Opening Balance of Toll Collection & Traffic

Day	25
Month	5
Year	2026
Toll Depositing Bank	State Bank Of India
Bank Account No.	39177623786

Transaction Type	Car/Jeep Count	Total Car/ Jeep Amount (in Rs.)	Bus/Truck Count	Total Bus / Truck Amount (in Rs.)	LCV Count	Total LCV Amount (in Rs.)	MAV (Multi Axle Vehicle Count)	Total MAV (Multi Axle Vehicle) Amount (in Rs.)	Three Axle Count	Three Axle Count Amount (in Rs.)	FASTag Debit Adjustment/ Chargeback Received from Bank (Net)
1	2	3	4	5	8	9	10	11	12	13	Note-5
Single Journey	4567	249329	907	173525	685	66224	2235	918065	0	0	1401
Monthly Pass Sales	0	0	0	0	0	0	0	0	0	0	0
Daily Pass Sales	2347	191108	255	73485	314	45453	391	240625	0	0	0
Local Pass Sales	0	0	0	0	0	0	0	0	0	0	0
Return Pass Sales	0	0	0	0	0	0	0	0	0	0	0
Double User Fee (FASTag Lane Violation) (Note-6)	229	24842	1	766	2	384	0	0	0	0	0
1.25 times User Fee via UPI (FASTag Lane Violation) (Note-9)	594	40301	10	2628	8	960	5	2569	0	0	0

Traffic and Revenue Receivable (Annual Pass - Note 7)		
Transaction Type	Car/Jeep Count	Total Car/ Jeep Amount (in Rs.)
1	2	3
Annual Pass	946	59851

Total Non-Tollable Traffic Count Entry Details (Note-2)					
Transaction Type	Car/Jeep Count	Bus/Truck Count	LCV Count	MAV (Multi Axle Vehicle Count)	Three Axle Count
1	2	3	5	6	7
Reuse & Exit	2546	288	333	410	0
Exemption & Violation	7184	320	156	397	0



Notes

1. Fee for Fastag vehicles passing two toll plazas, is collected at two plazas in few cases and therefore section wise traffic details will not be available at one plaza for same.
2. All Non-tollable traffic could not be recorded/reported due to unavailability of adequate Lanes & systems. Non-Tollable count includes Reuse of daily/return/monthly pass, exit trips, exemption and violations.
3. Reporting (FASTag/Cash/Card) - 12:00:00 AM to 11:59:59 PM.
4. Fastag Collection is net of Acquiring Bank Charges
5. FASTag Debit Adjustment/Chargeback Received from Bank (Net)
6. Double user fee (from cash vehicles entering dedicated Fastag lane) collected from vehicles are reported separately (count and revenue). These are included in vehicle category wise count and revenue.
7. Annual FASTag pass w.e.f. 15 August 2025 as per directions of MPEL/DIC/2025/676 dated August 14, 2025.
8. Annual Pass Toll Revenue receivable (as given in the table above) is not included in the column 'Fee Collected'.
9. '1.25' times User Fee via UPI for vehicles without a valid FASTag w.e.f. 15 November 2025 as per directions of MPEL vide letter no MPEL/02/DIC/968 dated 10 November 2025.

MONTHLY/DAILY FEE STATEMENT

Project Highway: National Highway NH-48

Day/Month: 26-May-2026

Sr. No.	Name of Toll Plaza Location	Chainage
National Highway NH-48 (from Km. 20+400 to 131+200)		
1	Varsoli	60+050

Type of Vehicle	For corresponding day/month of previous year 26-May-2025		For preceding day/month 25-May-2026		For the day/month reported upon 26-May-2026		
	No. of Vehicles	Fee collected (in lakh Rs.)	No. of Vehicles	Fee collected (in lakh Rs.)	Fee per Vehicle (in Rs.)	No. of Vehicles	Fee collected (in lakh Rs.)
1	2	3	4	5	6	7	8
A-Car (Note-7)	8407	486940	7737	505580	Note-1	7474	499192
B-LCV	938	90013	1009	113021		1275	142214
C-Bus	965	177500	1173	250404		1355	295742
D-Truck	0	0	0	0		0	0
E-Three-axle vehicle	0	0	0	0		0	0
F-Multi-axle Truck	2597	975356	2631	1161258		3061	1370431
G-Over-sized vehicle	0	0	0	0		0	0
FASTag Debit Adjustment/ Chargeback Received from Bank (Net) (Note-5)	0	2019	0	1401	Note-5	0	953
H- Total	12907	1731829	12550	2031664		13165	2308532

Day/Month wise Opening Balance of Toll Collection & Traffic

Day	26
Month	5
Year	2026
Toll Depositing Bank	State Bank Of India
Bank Account No.	39177623786

Transaction Type	Car/Jeep Count	Total Car/ Jeep Amount (in Rs.)	Bus/Truck Count	Total Bus / Truck Amount (in Rs.)	LCV Count	Total LCV Amount (in Rs.)	MAV (Multi Axle Vehicle Count)	Total MAV (Multi Axle Vehicle) Amount (in Rs.)	Three Axle Count	Three Axle Count Amount (in Rs.)	FASTag Debit Adjustment/ Chargeback Received from Bank (Net)
1	2	3	4	5	8	9	10	11	12	13	Note-5
Single Journey	3993	218148	975	186739	877	84687	2507	1029383	0	0	953
Monthly Pass Sales	0	0	0	0	0	0	0	0	0	0	0
Daily Pass Sales	2658	216744	350	100500	382	55535	550	338888	0	0	0
Local Pass Sales	0	0	0	0	0	0	0	0	0	0	0
Return Pass Sales	0	0	0	0	0	0	0	0	0	0	0
Double User Fee (FASTag Lane Violation) (Note-6)	216	23328	5	2294	1	192	3	1646	0	0	0
1.25 times User Fee via UPI (FASTag Lane Violation) (Note-9)	607	40973	25	6209	15	1800	1	514	0	0	0

Traffic and Revenue Receivable (Annual Pass - Note 7)		
Transaction Type	Car/Jeep Count	Total Car/ Jeep Amount (in Rs.)
1	2	3
Annual Pass	826	52645

Total Non-Tollable Traffic Count Entry Details (Note-2)					
Transaction Type	Car/Jeep Count	Bus/Truck Count	LCV Count	MAV (Multi Axle Vehicle Count)	Three Axle Count
1	2	3	5	6	7
Reuse & Exit	2865	390	408	569	0
Exemption & Violation	5478	378	161	354	0



Notes

1. Fee for Fastag vehicles passing two toll plazas, is collected at two plazas in few cases and therefore section wise traffic details will not be available at one plaza for same.
2. All Non-tollable traffic could not be recorded/reported due to unavailability of adequate Lanes & systems. Non-Tollable count includes Reuse of daily/return/monthly pass, exit trips, exemption and violations.
3. Reporting (FASTag/Cash/Card) - 12:00:00 AM to 11:59:59 PM.
4. Fastag Collection is net of Acquiring Bank Charges
5. FASTag Debit Adjustment/Chargeback Received from Bank (Net)
6. Double user fee (from cash vehicles entering dedicated Fastag lane) collected from vehicles are reported separately (count and revenue). These are included in vehicle category wise count and revenue.
7. Annual FASTag pass w.e.f. 15 August 2025 as per directions of MPCL/DIC/2025/676 dated August 14, 2025.
8. Annual Pass Toll Revenue receivable (as given in the table above) is not included in the column 'Fee Collected'.
9. '1.25' times User Fee via UPI for vehicles without a valid FASTag w.e.f. 15 November 2025 as per directions of MPCL/DIC/968 dated 10 November 2025.

MONTHLY/DAILY FEE STATEMENT

Project Highway: National Highway NH-48

Day/Month: 27-May-2026

Sr. No.	Name of Toll Plaza Location	Chainage
National Highway NH-48 (from Km. 20+400 to 131+200)		
1	Varsoli	60+050

Type of Vehicle	For corresponding day/month of previous year 27-May-2025		For preceding day/month 26-May-2026		For the day/month reported upon 27-May-2026		
	No. of Vehicles	Fee collected (in lakh Rs.)	No. of Vehicles	Fee collected (in lakh Rs.)	Fee per Vehicle (in Rs.)	No. of Vehicles	Fee collected (in lakh Rs.)
1	2	3	4	5	6	7	8
A-Car (Note-7)	7814	464625	7474	499192	Note-1	7133	471674
B-LCV	1223	117773	1275	142214		1331	150543
C-Bus	1284	239065	1355	295742		1364	299429
D-Truck	0	0	0	0		0	0
E-Three-axle vehicle	0	0	0	0		0	0
F-Multi-axle Truck	3148	1216474	3061	1370431		3127	1412273
G-Oversized vehicle	0	0	0	0		0	0
FASTag Debit Adjustment/ Chargeback Received from Bank (Net) (Note-5)	0	360	0	953	Note-5	0	737
H- Total	13469	2038297	13165	2308532		12955	2334656

Day/Month wise Opening Balance of Toll Collection & Traffic

Day	27
Month	5
Year	2026
Toll Depositing Bank	State Bank Of India
Bank Account No.	39177623786

Transaction Type	Car/Jeep Count	Total Car/ Jeep Amount (in Rs.)	Bus/Truck Count	Total Bus / Truck Amount (in Rs.)	LCV Count	Total LCV Amount (in Rs.)	MAV (Multi Axle Vehicle Count)	Total MAV (Multi Axle Vehicle) Amount (in Rs.)	Three Axle Count	Three Axle Count Amount (in Rs.)	FASTag Debit Adjustment/ Chargeback Received from Bank (Net)
1	2	3	4	5	8	9	10	11	12	13	Note-5
Single Journey	3988	217810	1024	195914	869	83796	2526	1037042	0	0	737
Monthly Pass Sales	0	0	1	5730	0	0	1	6180	0	0	0
Daily Pass Sales	2385	194465	322	92770	439	63793	593	365351	0	0	0
Local Pass Sales	0	0	0	0	0	0	0	0	0	0	0
Return Pass Sales	0	0	0	0	0	0	0	0	0	0	0
Double User Fee (FASTag Lane Violation) (Note-6)	200	21600	4	1912	1	192	3	1646	0	0	0
1.25 times User Fee via UPI (FASTag Lane Violation) (Note-9)	560	37800	13	3104	22	2761	4	2055	0	0	0

Traffic and Revenue Receivable (Annual Pass - Note 7)		
Transaction Type	Car/Jeep Count	Total Car/ Jeep Amount (in Rs.)
1	2	3
Annual Pass	893	55891

Total Non-Tollable Traffic Count Entry Details (Note-2)					
Transaction Type	Car/Jeep Count	Bus/Truck Count	LCV Count	MAV (Multi Axle Vehicle Count)	Three Axle Count
1	2	3	5	6	7
Reuse & Exit	2606	362	457	617	0
Exemption & Violation	5959	356	178	354	0



Notes

1. Fee for Fastag vehicles passing two toll plazas, is collected at two plazas in few cases and therefore section wise traffic details will not be available at one plaza for same.
2. All Non-tollable traffic could not be recorded/reported due to unavailability of adequate Lanes & systems. Non-Tollable count includes Reuse of daily/return/monthly pass, exit trips, exemption and violations.
3. Reporting (FASTag/Cash/Card) - 12:00:00 AM to 11:59:59 PM.
4. Fastag Collection is net of Acquiring Bank Charges
5. FASTag Debit Adjustment/Chargeback Received from Bank (Net)
6. Double user fee (from cash vehicles entering dedicated Fastag lane) collected from vehicles are reported separately (count and revenue). These are included in vehicle category wise count and revenue.
7. Annual FASTag pass w.e.f. 15 August 2025 as per directions of MPCL/DIC/2025/676 dated August 14, 2025.
8. Annual Pass Toll Revenue receivable (as given in the table above) is not included in the column 'Fee Collected'.
9. '1.25' times User Fee via UPI for vehicles without a valid FASTag w.e.f. 15 November 2025 as per directions of MPCL/02/DIC/968 dated 10 November 2025.

MONTHLY/DAILY FEE STATEMENT

Project Highway: National Highway NH-48

Day/Month: 28-May-2026

Sr. No.	Name of Toll Plaza Location	Chainage
National Highway NH-48 (from Km. 20+400 to 131+200)		
1	Varsoli	60+050

Type of Vehicle	For corresponding day/month of previous year 28-May-2025		For preceding day/month 27-May-2026		For the day/month reported upon 28-May-2026		
	No. of Vehicles	Fee collected (in lakh Rs.)	No. of Vehicles	Fee collected (in lakh Rs.)	Fee per Vehicle (in Rs.)	No. of Vehicles	Fee collected (in lakh Rs.)
1	2	3	4	5	6	7	8
A-Car (Note-7)	8519	511966	7133	471674	Note-1	7930	526646
B-LCV	1268	127637	1331	150543		1214	136683
C-Bus	1430	275566	1364	299429		1295	280066
D-Truck	0	0	0	0		0	0
E-Three-axle vehicle	0	0	0	0		0	0
F-Multi-axle Truck	3352	1293007	3127	1412273		3064	1371128
G-Oversized vehicle	0	0	0	0		0	0
FASTag Debit Adjustment/ Chargeback Received from Bank (Net) (Note-5)	0	1095	0	737	Note-5	0	0
H- Total	14569	2209271	12955	2334656		13503	2314523

Day/Month wise Opening Balance of Toll Collection & Traffic

Day	28
Month	5
Year	2026
Toll Depositing Bank	State Bank Of India
Bank Account No.	39177623786

Transaction Type	Car/Jeep Count	Total Car/ Jeep Amount (in Rs.)	Bus/Truck Count	Total Bus / Truck Amount (in Rs.)	LCV Count	Total LCV Amount (in Rs.)	MAV (Multi Axle Vehicle Count)	Total MAV (Multi Axle Vehicle) Amount (in Rs.)	Three Axle Count	Three Axle Count Amount (in Rs.)	FASTag Debit Adjustment/ Chargeback Received from Bank (Net)
1	2	3	4	5	8	9	10	11	12	13	Note-5
Single Journey	4333	236988	964	184910	805	77985	2516	1033762	0	0	0
Monthly Pass Sales	0	0	0	0	0	0	0	0	0	0	0
Daily Pass Sales	2791	227376	316	90474	385	55674	534	329042	0	0	0
Local Pass Sales	0	0	0	0	0	0	0	0	0	0	0
Return Pass Sales	0	0	0	0	0	0	0	0	0	0	0
Double User Fee (FASTag Lane Violation) (Note-6)	186	20088	5	2294	2	384	5	3700	0	0	0
1.25 times User Fee via UPI (FASTag Lane Violation) (Note-9)	620	42194	10	2388	22	2640	9	4624	0	0	0

Traffic and Revenue Receivable (Annual Pass - Note 7)		
Transaction Type	Car/Jeep Count	Total Car/ Jeep Amount (in Rs.)
1	2	3
Annual Pass	1056	66407

Total Non-Tollable Traffic Count Entry Details (Note-2)					
Transaction Type	Car/Jeep Count	Bus/Truck Count	LCV Count	MAV (Multi Axle Vehicle Count)	Three Axle Count
1	2	3	5	6	7
Reuse & Exit	3090	353	408	553	0
Exemption & Violation	5946	379	148	369	0



Notes

1. Fee for Fastag vehicles passing two toll plazas, is collected at two plazas in few cases and therefore section wise traffic details will not be available at one plaza for same.
2. All Non-tollable traffic could not be recorded/reported due to unavailability of adequate Lanes & systems. Non-Tollable count includes Reuse of daily/return/monthly pass, exit trips, exemption and violations.
3. Reporting (FASTag/Cash/Card) - 12:00:00 AM to 11:59:59 PM.
4. Fastag Collection is net of Acquiring Bank Charges
5. FASTag Debit Adjustment/Chargeback Received from Bank (Net)
6. Double user fee (from cash vehicles entering dedicated Fastag lane) collected from vehicles are reported separately (count and revenue). These are included in vehicle category wise count and revenue.
7. Annual FASTag pass w.e.f. 15 August 2025 as per directions of MPEL/DIC/2025/676 dated August 14, 2025.
8. Annual Pass Toll Revenue receivable (as given in the table above) is not included in the column 'Fee Collected'.
9. '1.25' times User Fee via UPI for vehicles without a valid FASTag w.e.f. 15 November 2025 as per directions of MPEL vide letter no MPEL/02/DIC/968 dated 10 November 2025.

MONTHLY/DAILY FEE STATEMENT

Project Highway: National Highway NH-48

Day/Month: 29-May-2026

Sr. No.	Name of Toll Plaza Location	Chainage
National Highway NH-48 (from Km. 20+400 to 131+200)		
1	Varsoli	60+050

Type of Vehicle	For corresponding day/month of previous year 29-May-2025		For preceding day/month 28-May-2026		For the day/month reported upon 29-May-2026		
	No. of Vehicles	Fee collected (in lakh Rs.)	No. of Vehicles	Fee collected (in lakh Rs.)	Fee per Vehicle (in Rs.)	Fee collected (in lakh Rs.)	
1	2	3	4	5	6	7	
A-Car (Note-7)	8793	517669	7930	526646	Note-1	8486	562009
B-LCV	1331	129198	1214	136683		1251	143634
C-Bus	1439	269290	1295	280066		1288	285893
D-Truck	0	0	0	0		0	0
E-Three-axle vehicle	0	0	0	0		0	0
F-Multi-axle Truck	3313	1271971	3064	1371128		2943	1304348
G-Oversized vehicle	0	0	0	0		0	0
FASTag Debit Adjustment/ Chargeback Received from Bank (Net) (Note-5)	0	2102	0	0	Note-5	0	3010
H- Total	14876	2190230	13503	2314523		13968	2298895

Day/Month wise Opening Balance of Toll Collection & Traffic

Day	29
Month	5
Year	2026
Toll Depositing Bank	State Bank Of India
Bank Account No.	39177623786

Transaction Type	Car/Jeep Count	Total Car/ Jeep Amount (in Rs.)	Bus/Truck Count	Total Bus / Truck Amount (in Rs.)	LCV Count	Total LCV Amount (in Rs.)	MAV (Multi Axle Vehicle Count)	Total MAV (Multi Axle Vehicle) Amount (in Rs.)	Three Axle Count	Three Axle Count Amount (in Rs.)	FASTag Debit Adjustment/ Chargeback Received from Bank (Net)
1	2	3	4	5	8	9	10	11	12	13	Note-5
Single Journey	4676	255222	990	189453	843	81738	2471	1014475	0	0	3010
Monthly Pass Sales	0	0	2	11440	1	2875	0	0	0	0	0
Daily Pass Sales	2885	234561	284	81608	389	56357	460	283501	0	0	0
Local Pass Sales	0	0	0	0	0	0	0	0	0	0	0
Return Pass Sales	0	0	0	0	0	0	0	0	0	0	0
Double User Fee (FASTag Lane Violation) (Note-6)	240	25920	1	766	7	1344	2	1234	0	0	0
1.25 times User Fee via UPI (FASTag Lane Violation) (Note-9)	685	46306	11	2626	11	1320	10	5138	0	0	0

Traffic and Revenue Receivable (Annual Pass - Note 7)		
Transaction Type	Car/Jeep Count	Total Car/ Jeep Amount (in Rs.)
1	2	3
Annual Pass	1016	62707

Total Non-Tollable Traffic Count Entry Details (Note-2)					
Transaction Type	Car/Jeep Count	Bus/Truck Count	LCV Count	MAV (Multi Axle Vehicle Count)	Three Axle Count
1	2	3	5	6	7
Reuse & Exit	3189	323	415	479	0
Exemption & Violation	6800	387	171	440	0



Notes

1. Fee for Fastag vehicles passing two toll plazas, is collected at two plazas in few cases and therefore section wise traffic details will not be available at one plaza for same.
2. All Non-tollable traffic could not be recorded/reported due to unavailability of adequate Lanes & systems. Non-Tollable count includes Reuse of daily/return/monthly pass, exit trips, exemption and violations.
3. Reporting (FASTag/Cash/Card) - 12:00:00 AM to 11:59:59 PM.
4. Fastag Collection is net of Acquiring Bank Charges
5. FASTag Debit Adjustment/Chargeback Received from Bank (Net)
6. Double user fee (from cash vehicles entering dedicated Fastag lane) collected from vehicles are reported separately (count and revenue). These are included in vehicle category wise count and revenue.
7. Annual FASTag pass w.e.f. 15 August 2025 as per directions of MPCL/DIC/2025/676 dated August 14, 2025.
8. Annual Pass Toll Revenue receivable (as given in the table above) is not included in the column 'Fee Collected'.
9. '1.25' times User Fee via UPI for vehicles without a valid FASTag w.e.f. 15 November 2025 as per directions of MPCL/DIC/968 dated 10 November 2025.

MONTHLY/DAILY FEE STATEMENT

Project Highway: National Highway NH-48

Day/Month: 30-May-2026

Sr. No.	Name of Toll Plaza Location	Chainage
National Highway NH-48 (from Km. 20+400 to 131+200)		
1	Varsoli	60+050

Type of Vehicle	For corresponding day/month of previous year 30-May-2025		For preceding day/month 29-May-2026		For the day/month reported upon 30-May-2026		
	No. of Vehicles	Fee collected (in lakh Rs.)	No. of Vehicles	Fee collected (in lakh Rs.)	Fee per Vehicle (in Rs.)	No. of Vehicles	Fee collected (in lakh Rs.)
1	2	3	4	5	6	7	8
A-Car (Note-7)	10110	593735	8486	562009	Note-1	10245	667966
B-LCV	1370	134873	1251	143634		1343	150099
C-Bus	1516	294381	1288	285893		1370	293830
D-Truck	0	0	0	0		0	0
E-Three-axle vehicle	0	0	0	0		0	0
F-Multi-axle Truck	3297	1269085	2943	1304348		3186	1444137
G-Over-sized vehicle	0	0	0	0		0	0
FASTag Debit Adjustment/ Chargeback Received from Bank (Net) (Note-5)	0	1978	0	3010	Note-5	0	1016
H- Total	16293	2294052	13968	2298895		16144	2557048

Day/Month wise Opening Balance of Toll Collection & Traffic

Day	30
Month	5
Year	2026
Toll Depositing Bank	State Bank Of India
Bank Account No.	39177623786

Transaction Type	Car/Jeep Count	Total Car/ Jeep Amount (in Rs.)	Bus/Truck Count	Total Bus / Truck Amount (in Rs.)	LCV Count	Total LCV Amount (in Rs.)	MAV (Multi Axle Vehicle Count)	Total MAV (Multi Axle Vehicle) Amount (in Rs.)	Three Axle Count	Three Axle Count Amount (in Rs.)	FASTag Debit Adjustment/ Chargeback Received from Bank (Net)
1	2	3	4	5	8	9	10	11	12	13	Note-5
Single Journey	6085	331828	1025	196107	919	88672	2597	1066584	0	0	1016
Monthly Pass Sales	0	0	0	0	0	0	3	18540	0	0	0
Daily Pass Sales	3237	263440	318	91133	404	58739	565	347913	0	0	0
Local Pass Sales	0	0	0	0	0	0	0	0	0	0	0
Return Pass Sales	0	0	0	0	0	0	0	0	0	0	0
Double User Fee (FASTag Lane Violation) (Note-6)	255	27540	1	382	4	768	5	2880	0	0	0
1.25 times User Fee via UPI (FASTag Lane Violation) (Note-9)	668	45159	26	6208	16	1920	16	8220	0	0	0

Traffic and Revenue Receivable (Annual Pass - Note 7)		
Transaction Type	Car/Jeep Count	Total Car/ Jeep Amount (in Rs.)
1	2	3
Annual Pass	1331	82896

Total Non-Tollable Traffic Count Entry Details (Note-2)					
Transaction Type	Car/Jeep Count	Bus/Truck Count	LCV Count	MAV (Multi Axle Vehicle Count)	Three Axle Count
1	2	3	5	6	7
Reuse & Exit	3659	363	432	594	0
Exemption & Violation	5500	345	146	446	0



Notes

1. Fee for Fastag vehicles passing two toll plazas, is collected at two plazas in few cases and therefore section wise traffic details will not be available at one plaza for same.
2. All Non-tollable traffic could not be recorded/reported due to unavailability of adequate Lanes & systems. Non-Tollable count includes Reuse of daily/return/monthly pass, exit trips, exemption and violations.
3. Reporting (FASTag/Cash/Card) - 12:00:00 AM to 11:59:59 PM.
4. Fastag Collection is net of Acquiring Bank Charges
5. FASTag Debit Adjustment/Chargeback Received from Bank (Net)
6. Double user fee (from cash vehicles entering dedicated Fastag lane) collected from vehicles are reported separately (count and revenue). These are included in vehicle category wise count and revenue.
7. Annual FASTag pass w.e.f. 15 August 2025 as per directions of MPEL vide letter no MPEL/DIC/2025/676 dated August 14, 2025.
8. Annual Pass Toll Revenue receivable (as given in the table above) is not included in the column 'Fee Collected'.
9. '1.25' times User Fee via UPI for vehicles without a valid FASTag w.e.f. 15 November 2025 as per directions of MPEL vide letter no MPEL/02/DIC/968 dated 10 November 2025.

MONTHLY/DAILY FEE STATEMENT

Project Highway: National Highway NH-48

Day/Month: 01-May-2026

Sr. No.	Name of Toll Plaza Location	Chainage
1	Shedung National Highway NH-48 (From Km. 20+400 to 131+200)	103+350

Type of Vehicle	For corresponding day/month of previous year 1-May-2025		For preceding day/month 30-Apr-2026		For the day/month reported upon 1-May-2026		
	No. of Vehicles	Fee collected (in lakh Rs.)	No. of Vehicles	Fee collected (in lakh Rs.)	Fee per Vehicle (in Rs.)	No. of Vehicles	Fee collected (in lakh Rs.)
1	2	3	4	5	6	7	8
A-Car (Note-7)	14116	874577	13730	881822	Note-1	17199	1116842
B-LCV	738	79784	1233	161291		750	86747
C-Bus	814	163814	1268	341390		829	186331
D-Truck	0	0	0	0		0	0
E-Three-axle vehicle	0	0	0	0		0	0
F-Multi-axle Truck	1157	450028	1629	772904		1184	545981
G-Oversized vehicle	0	0	0	0		0	0
FASTag Debit Adjustment/ Chargeback Received from Bank (Net) (Note-5)	0	0	0	670	Note-5	0	0
H- Total	16825	1568203	17860	2158077		19962	1935901

Day/Month wise Opening Balance of Toll Collection & Traffic

Day	1										
Month	5										
Year	2026										
Toll Depositing Bank	State Bank Of India										
Bank Account No.	39177623786										
Transaction Type	Car/Jeep Count	Total Car/ Jeep Amount (in Rs.)	Bus/Truck Count	Total Bus / Truck Amount (in Rs.)	LCV Count	Total LCV Amount (in Rs.)	MAV (Multi Axle Vehicle Count)	Total MAV (Multi Axle Vehicle) Amount (in Rs.)	Three Axle Count	Three Axle Count Amount (in Rs.)	FASTag Debit Adjustment/ Chargeback Received from Bank (Net)
1	2	3	4	5	8	9	10	11	12	13	Note-5
Single Journey	10662	541203	566	110823	583	57222	939	396404	0	0	0
Monthly Pass Sales	56	48215	0	0	2	5750	0	0	0	0	0
Daily Pass Sales	4809	390791	227	65051	150	21760	215	132006	0	0	0
Local Pass Sales	0	0	0	0	0	0	0	0	0	0	0
Return Pass Sales	0	0	0	0	0	0	0	0	0	0	0
Double User Fee (FASTag Lane Violation) (Note-6)	587	63396	13	4966	3	576	7	5754	0	0	0
1.25 times User Fee via UPI (FASTag Lane Violation) (Note-9)	1085	73238	23	5491	12	1440	23	11816	0	0	0

Traffic and Revenue Receivable (Annual Pass - Note 7)		
Transaction Type	Car/Jeep Count	Total Car/ Jeep Amount (in Rs.)
1	2	3
Annual Pass	1538	100798

Total Non-Tollable Traffic Count Entry Details (Note-2)						
Transaction Type	Car/Jeep Count	Bus/Truck Count	LCV Count	MAV (Multi Axle Vehicle Count)	Three Axle Count	
1	2	3	5	6	7	
Reuse & Exit	5272	392	180	286		0
Exemption & Violation	5825	151	36	122		0

- Notes**
1. Fee for Fastag vehicles passing two toll plazas, is collected at two plazas in few cases and therefore section wise traffic details will not be available at one plaza for same.
 2. All Non-tollable traffic could not be recorded/reported due to unavailability of adequate Lanes & systems. Non-Tollable count includes Reuse of daily/return/monthly pass, exit trips, exemption and violations.
 3. Reporting (FASTag/Cash/Card) - 12:00:00 AM to 11:59:59 PM.
 4. Fastag Collection is net of Acquiring Bank Charges
 5. FASTag Debit Adjustment/Chargeback Received from Bank (Net)
 6. Double user fee (from cash vehicles entering dedicated Fastag lane) collected from vehicles are reported separately (count and revenue). These are included in vehicle category wise count and revenue.
 7. Annual FASTag pass w.e.f. 15 August 2025 as per directions of MPEL vide letter no MPEL/DIC/2025/676 dated August 14, 2025.
 8. Annual Pass Toll Revenue receivable (as given in the table above) is not included in the column 'Fee Collected'.
 9. '1.25' times User Fee via UPI for vehicles without a valid FASTag w.e.f. 15 November 2025 as per directions of MPEL vide letter no MPEL/02/DIC/968 dated 10 November 2025.



MONTHLY/DAILY FEE STATEMENT

Project Highway: National Highway NH-48

Day/Month: 02-May-2026

Sr. No.	Name of Toll Plaza Location	Chainage
National Highway NH-48 (From Km. 20+400 to 131+200)		
1	Shedung	103+350

Type of Vehicle	For corresponding day/month of previous year 2-May-2025		For preceding day/month 1-May-2026		For the day/month reported upon 2-May-2026		
	No. of Vehicles	Fee collected (in lakh Rs.)	No. of Vehicles	Fee collected (in lakh Rs.)	Fee per Vehicle (in Rs.)	No. of Vehicles	Fee collected (in lakh Rs.)
1	2	3	4	5	6	7	8
A-Car (Note-7)	11859	721185	17199	1116842	Note-1	14642	950341
B-LCV	1022	110570	750	86747		957	115369
C-Bus	1067	218386	829	186331		988	245936
D-Truck	0	0	0	0		0	0
E-Three-axle vehicle	0	0	0	0		0	0
F-Multi-axle Truck	1474	588971	1184	545981		1312	606813
G-Oversized vehicle	0	0	0	0		0	0
FASTag Debit Adjustment/ Chargeback Received from Bank (Net) (Note-5)	0	1055	0	0	Note-5	0	651
H- Total	15422	1640167	19962	1935901		17899	1919110

Day/Month wise Opening Balance of Toll Collection & Traffic

Day	2										
Month	5										
Year	2026										
Toll Depositing Bank	State Bank Of India										
Bank Account No.	39177623786										
Transaction Type	Car/Jeep Count	Total Car/ Jeep Amount (in Rs.)	Bus/Truck Count	Total Bus / Truck Amount (in Rs.)	LCV Count	Total LCV Amount (in Rs.)	MAV (Multi Axle Vehicle Count)	Total MAV (Multi Axle Vehicle) Amount (in Rs.)	Three Axle Count	Three Axle Count Amount (in Rs.)	FASTag Debit Adjustment/ Chargeback Received from Bank (Net)
1	2	3	4	5	8	9	10	11	12	13	Note-5
Single Journey	8382	413500	578	112839	619	61425	1022	429355	0	0	651
Monthly Pass Sales	33	32163	3	17160	2	5750	0	0	0	0	0
Daily Pass Sales	4755	386609	374	107056	314	45266	274	168622	0	0	0
Local Pass Sales	0	0	0	0	0	0	0	0	0	0	0
Return Pass Sales	0	0	0	0	0	0	0	0	0	0	0
Double User Fee (FASTag Lane Violation) (Note-6)	454	49286	7	2674	4	768	2	1644	0	0	0
1.25 times User Fee via UPI (FASTag Lane Violation) (Note-9)	1018	68784	26	6208	18	2160	14	7193	0	0	0

Traffic and Revenue Receivable (Annual Pass - Note 7)		
Transaction Type	Car/Jeep Count	Total Car/ Jeep Amount (in Rs.)
1	2	3
Annual Pass	1447	94486

Total Non-Tollable Traffic Count Entry Details (Note-2)					
Transaction Type	Car/Jeep Count	Bus/Truck Count	LCV Count	MAV (Multi Axle Vehicle Count)	Three Axle Count
1	2	3	5	6	7
Reuse & Exit	5356	578	374	338	0
Exemption & Violation	5761	213	58	171	0

Notes

1. Fee for Fastag vehicles passing two toll plazas, is collected at two plazas in few cases and therefore section wise traffic details will not be available at one plaza for same.
2. All Non-tollable traffic could not be recorded/reported due to unavailability of adequate Lanes & systems. Non-Tollable count includes Reuse of daily/return/monthly pass, exit trips, exemption and violations.
3. Reporting (FASTag/Cash/Card) - 12:00:00 AM to 11:59:59 PM.
4. Fastag Collection is net of Acquiring Bank Charges
5. FASTag Debit Adjustment/Chargeback Received from Bank (Net)
6. Double user fee (from cash vehicles entering dedicated Fastag lane) collected from vehicles are reported separately (count and revenue). These are included in vehicle category wise count and revenue.
7. Annual FASTag pass w.e.f. 15 August 2025 as per directions of MPEL vide letter no MPEL/DIC/2025/676 dated August 14, 2025.
8. Annual Pass Toll Revenue receivable (as given in the table above) is not included in the column 'Fee Collected'.
9. '1.25' times User Fee via UPI for vehicles without a valid FASTag w.e.f. 15 November 2025 as per directions of MPEL vide letter no MPEL/02/DIC/968 dated 10 November 2025.



MONTHLY/DAILY FEE STATEMENT

Project Highway: National Highway NH-48

Day/Month: 03-May-2026

Sr. No.	Name of Toll Plaza Location	Chainage
1	Shedung National Highway NH-48 (From Km. 20+400 to 131+200)	103+350

Type of Vehicle	For corresponding day/month of previous year 3-May-2025		For preceding day/month 2-May-2026		For the day/month reported upon 3-May-2026		
	No. of Vehicles	Fee collected (in lakh Rs.)	No. of Vehicles	Fee collected (in lakh Rs.)	Fee per Vehicle (in Rs.)	No. of Vehicles	Fee collected (in lakh Rs.)
1	2	3	4	5	6	7	8
A-Car (Note-7)	14636	854371	14642	950341	Note-1	15391	977698
B-LCV	1199	123269	957	115369		695	78219
C-Bus	1156	238334	988	245936		740	171479
D-Truck	0	0	0	0		0	0
E-Three-axle vehicle	0	0	0	0		0	0
F-Multi-axle Truck	1713	690915	1312	606813		1144	525305
G-Oversized vehicle	0	0	0	0		0	0
FASTag Debit Adjustment/ Chargeback Received from Bank (Net) (Note-5)	0	740	0	651	Note-5	0	0
H- Total	18704	1907629	17899	1919110		17970	1752701

Day/Month wise Opening Balance of Toll Collection & Traffic

Day	3										
Month	5										
Year	2026										
Toll Depositing Bank	State Bank Of India										
Bank Account No.	39177623786										
Transaction Type	Car/Jeep Count	Total Car/ Jeep Amount (in Rs.)	Bus/Truck Count	Total Bus / Truck Amount (in Rs.)	LCV Count	Total LCV Amount (in Rs.)	MAV (Multi Axle Vehicle Count)	Total MAV (Multi Axle Vehicle) Amount (in Rs.)	Three Axle Count	Three Axle Count Amount (in Rs.)	FASTag Debit Adjustment/ Chargeback Received from Bank (Net)
1	2	3	4	5	8	9	10	11	12	13	Note-5
Single Journey	8776	438477	458	90504	491	48433	921	388882	0	0	0
Monthly Pass Sales	8	4552	0	0	0	0	0	0	0	0	0
Daily Pass Sales	4854	394476	273	78396	185	26930	215	132313	0	0	0
Local Pass Sales	0	0	0	0	0	0	0	0	0	0	0
Return Pass Sales	0	0	0	0	0	0	0	0	0	0	0
Double User Fee (FASTag Lane Violation) (Note-6)	536	57888	3	1146	8	1536	0	0	0	0	0
1.25 times User Fee via UPI (FASTag Lane Violation) (Note-9)	1217	82306	6	1433	11	1320	8	4110	0	0	0

Traffic and Revenue Receivable (Annual Pass - Note 7)		
Transaction Type	Car/Jeep Count	Total Car/ Jeep Amount (in Rs.)
1	2	3
Annual Pass	1379	89517

Total Non-Tollable Traffic Count Entry Details (Note-2)						
Transaction Type	Car/Jeep Count	Bus/Truck Count	LCV Count	MAV (Multi Axle Vehicle Count)	Three Axle Count	
1	2	3	5	6	7	
Reuse & Exit	5428	456	243	280	0	
Exemption & Violation	5553	179	24	115	0	

Notes

- Fee for Fastag vehicles passing two toll plazas, is collected at two plazas in few cases and therefore section wise traffic details will not be available at one plaza for same.
- All Non-tollable traffic could not be recorded/reported due to unavailability of adequate Lanes & systems. Non-Tollable count includes Reuse of daily/return/monthly pass, exit trips, exemption and violations.
- Reporting (FASTag/Cash/Card) - 12:00:00 AM to 11:59:59 PM.
- Fastag Collection is net of Acquiring Bank Charges
- FASTag Debit Adjustment/Chargeback Received from Bank (Net)
- Double user fee (from cash vehicles entering dedicated Fastag lane) collected from vehicles are reported separately (count and revenue). These are included in vehicle category wise count and revenue.
- Annual FASTag pass w.e.f. 15 August 2025 as per directions of MPEL vide letter no MPEL/DIC/2025/676 dated August 14, 2025.
- Annual Pass Toll Revenue receivable (as given in the table above) is not included in the column 'Fee Collected'.
- '1.25' times User Fee via UPI for vehicles without a valid FASTag w.e.f. 15 November 2025 as per directions of MPEL vide letter no MPEL/02/DIC/968 dated 10 November 2025.



MONTHLY/DAILY FEE STATEMENT

Project Highway: National Highway NH-48

Day/Month: 04-May-2026

Sr. No.	Name of Toll Plaza Location	Chainage
National Highway NH-48 (From Km. 20+400 to 131+200)		
1	Shedung	103+350

Type of Vehicle	For corresponding day/month of previous year 4-May-2025		For preceding day/month 3-May-2026		For the day/month reported upon 4-May-2026		
	No. of Vehicles	Fee collected (in lakh Rs.)	No. of Vehicles	Fee collected (in lakh Rs.)	Fee per Vehicle (in Rs.)	No. of Vehicles	Fee collected (in lakh Rs.)
1	2	3	4	5	6	7	8
A-Car (Note-7)	14815	870656	15391	977698	Note-1	11866	754893
B-LCV	744	83138	695	78219		969	116973
C-Bus	837	173868	740	171479		1093	258079
D-Truck	0	0	0	0		0	0
E-Three-axle vehicle	0	0	0	0		0	0
F-Multi-axle Truck	1365	541944	1144	525305		1386	640123
G-Oversized vehicle	0	0	0	0		0	0
FASTag Debit Adjustment/ Chargeback Received from Bank (Net) (Note-5)	0	-47	0	0	Note-5	0	3210
H- Total	17761	1669559	17970	1752701		15314	1773278

Day/Month wise Opening Balance of Toll Collection & Traffic

Day	4										
Month	5										
Year	2026										
Toll Depositing Bank	State Bank Of India										
Bank Account No.	39177623786										
Transaction Type	Car/Jeep Count	Total Car/ Jeep Amount (in Rs.)	Bus/Truck Count	Total Bus / Truck Amount (in Rs.)	LCV Count	Total LCV Amount (in Rs.)	MAV (Multi Axle Vehicle Count)	Total MAV (Multi Axle Vehicle) Amount (in Rs.)	Three Axle Count	Three Axle Count Amount (in Rs.)	FASTag Debit Adjustment/ Chargeback Received from Bank (Net)
1	2	3	4	5	8	9	10	11	12	13	Note-5
Single Journey	6542	307261	652	126652	583	58094	1091	459592	0	0	3210
Monthly Pass Sales	18	19076	1	5720	1	2875	0	0	0	0	0
Daily Pass Sales	4087	332354	411	117494	368	53460	286	175907	0	0	0
Local Pass Sales	0	0	0	0	0	0	0	0	0	0	0
Return Pass Sales	0	0	0	0	0	0	0	0	0	0	0
Double User Fee (FASTag Lane Violation) (Note-6)	342	36936	9	3438	7	1344	0	0	0	0	0
1.25 times User Fee via UPI (FASTag Lane Violation) (Note-9)	877	59266	20	4775	10	1200	9	4624	0	0	0

Traffic and Revenue Receivable (Annual Pass - Note 7)		
Transaction Type	Car/Jeep Count	Total Car/ Jeep Amount (in Rs.)
1	2	3
Annual Pass	1532	99120

Total Non-Tollable Traffic Count Entry Details (Note-2)						
Transaction Type	Car/Jeep Count	Bus/Truck Count	LCV Count	MAV (Multi Axle Vehicle Count)	Three Axle Count	
1	2	3	5	6	7	
Reuse & Exit	4724	627	438	337	0	
Exemption & Violation	5636	230	62	144	0	

Notes

- Fee for Fastag vehicles passing two toll plazas, is collected at two plazas in few cases and therefore section wise traffic details will not be available at one plaza for same.
- All Non-tollable traffic could not be recorded/reported due to unavailability of adequate Lanes & systems. Non-Tollable count includes Reuse of daily/return/monthly pass, exit trips, exemption and violations.
- Reporting (FASTag/Cash/Card) - 12:00:00 AM to 11:59:59 PM.
- Fastag Collection is net of Acquiring Bank Charges
- FASTag Debit Adjustment/Chargeback Received from Bank (Net)
- Double user fee (from cash vehicles entering dedicated Fastag lane) collected from vehicles are reported separately (count and revenue). These are included in vehicle category wise count and revenue.
- Annual FASTag pass w.e.f. 15 August 2025 as per directions of MPEL vide letter no MPEL/DIC/2025/676 dated August 14, 2025.
- Annual Pass Toll Revenue receivable (as given in the table above) is not included in the column 'Fee Collected'.
- '1.25' times User Fee via UPI for vehicles without a valid FASTag w.e.f. 15 November 2025 as per directions of MPEL vide letter no MPEL/02/DIC/968 dated 10 November 2025.



MONTHLY/DAILY FEE STATEMENT

Project Highway: National Highway NH-48

Day/Month: 05-May-2026

Sr. No.	Name of Toll Plaza Location	Chainage
1	National Highway NH-48 (From Km. 20+400 to 131+200) Shedung	103+350

Type of Vehicle	For corresponding day/month of previous year 5-May-2025		For preceding day/month 4-May-2026		For the day/month reported upon 5-May-2026		
	No. of Vehicles	Fee collected (in lakh Rs.)	No. of Vehicles	Fee collected (in lakh Rs.)	Fee per Vehicle (in Rs.)	No. of Vehicles	Fee collected (in lakh Rs.)
1	2	3	4	5	6	7	8
A-Car (Note-7)	11561	669944	11866	754893	Note-1	11569	761532
B-LCV	951	96981	969	116973		1134	137204
C-Bus	1085	222745	1093	258079		1116	259854
D-Truck	0	0	0	0		0	0
E-Three-axle vehicle	0	0	0	0		0	0
F-Multi-axle Truck	1705	696733	1386	640123		1456	775597
G-Oversized vehicle	0	0	0	0		0	0
FASTag Debit Adjustment/ Chargeback Received from Bank (Net) (Note-5)	0	1968	0	3210	Note-5	0	1425
H- Total	15302	1688371	15314	1773278		15275	1935613

Day/Month wise Opening Balance of Toll Collection & Traffic

Day	5										
Month	5										
Year	2026										
Toll Depositing Bank	State Bank Of India										
Bank Account No.	39177623786										
Transaction Type	Car/Jeep Count	Total Car/ Jeep Amount (in Rs.)	Bus/Truck Count	Total Bus / Truck Amount (in Rs.)	LCV Count	Total LCV Amount (in Rs.)	MAV (Multi Axle Vehicle Count)	Total MAV (Multi Axle Vehicle) Amount (in Rs.)	Three Axle Count	Three Axle Count Amount (in Rs.)	FASTag Debit Adjustment/ Chargeback Received from Bank (Net)
1	2	3	4	5	8	9	10	11	12	13	Note-5
Single Journey	5830	272734	641	124163	663	66619	1084	454241	0	0	1425
Monthly Pass Sales	29	26084	0	0	1	2875	8	98465	0	0	0
Daily Pass Sales	4421	360116	433	123944	430	62406	353	217239	0	0	0
Local Pass Sales	0	0	0	0	0	0	0	0	0	0	0
Return Pass Sales	0	0	0	0	0	0	0	0	0	0	0
Double User Fee (FASTag Lane Violation) (Note-6)	383	41284	12	4584	7	1344	0	0	0	0	0
1.25 times User Fee via UPI (FASTag Lane Violation) (Note-9)	906	61314	30	7163	33	3960	11	5651	0	0	0

Traffic and Revenue Receivable (Annual Pass - Note 7)		
Transaction Type	Car/Jeep Count	Total Car/ Jeep Amount (in Rs.)
1	2	3
Annual Pass	1474	94956

Total Non-Tollable Traffic Count Entry Details (Note-2)						
Transaction Type	Car/Jeep Count	Bus/Truck Count	LCV Count	MAV (Multi Axle Vehicle Count)	Three Axle Count	
1	2	3	5	6	7	
Reuse & Exit	5097	629	501	410		0
Exemption & Violation	5987	244	61	186		0



Notes

1. Fee for Fastag vehicles passing two toll plazas, is collected at two plazas in few cases and therefore section wise traffic details will not be available at one plaza for same.
2. All Non-tollable traffic could not be recorded/reported due to unavailability of adequate Lanes & systems. Non-Tollable count includes Reuse of daily/return/monthly pass, exit trips, exemption and violations.
3. Reporting (FASTag/Cash/Card) - 12:00:00 AM to 11:59:59 PM.
4. Fastag Collection is net of Acquiring Bank Charges
5. FASTag Debit Adjustment/Chargeback Received from Bank (Net)
6. Double user fee (from cash vehicles entering dedicated Fastag lane) collected from vehicles are reported separately (count and revenue). These are included in vehicle category wise count and revenue.
7. Annual FASTag pass w.e.f. 15 August 2025 as per directions of MPEL vide letter no MPEL/DIC/2025/676 dated August 14, 2025.
8. Annual Pass Toll Revenue receivable (as given in the table above) is not included in the column 'Fee Collected'.
9. '1.25' times User Fee via UPI for vehicles without a valid FASTag w.e.f. 15 November 2025 as per directions of MPEL vide letter no MPEL/02/DIC/968 dated 10 November 2025.

MONTHLY/DAILY FEE STATEMENT

Project Highway: National Highway NH-48

Day/Month: 06-May-2026

Sr. No.	Name of Toll Plaza Location	Chainage
1	Shedung National Highway NH-48 (From Km. 20+400 to 131+200)	103+350

Type of Vehicle	For corresponding day/month of previous year 6-May-2025		For preceding day/month 5-May-2026		For the day/month reported upon 6-May-2026		
	No. of Vehicles	Fee collected (in lakh Rs.)	No. of Vehicles	Fee collected (in lakh Rs.)	Fee per Vehicle (in Rs.)	No. of Vehicles	Fee collected (in lakh Rs.)
1	2	3	4	5	6	7	8
A-Car (Note-7)	11139	651516	11569	761532	Note-1	11228	718762
B-LCV	1113	111451	1134	137204		1178	138673
C-Bus	1128	233484	1116	259854		1128	261813
D-Truck	0	0	0	0		0	0
E-Three-axle vehicle	0	0	0	0		0	0
F-Multi-axle Truck	1586	644953	1456	775597		1557	721740
G-Oversized vehicle	0	0	0	0		0	0
FASTag Debit Adjustment/ Chargeback Received from Bank (Net) (Note-5)	0	-47	0	1425	Note-5	0	1181
H- Total	14966	1641357	15275	1935613		15091	1842169

Day/Month wise Opening Balance of Toll Collection & Traffic


Day	6										
Month	5										
Year	2026										
Toll Depositing Bank	State Bank Of India										
Bank Account No.	39177623786										
Transaction Type	Car/Jeep Count	Total Car/ Jeep Amount (in Rs.)	Bus/Truck Count	Total Bus / Truck Amount (in Rs.)	LCV Count	Total LCV Amount (in Rs.)	MAV (Multi Axle Vehicle Count)	Total MAV (Multi Axle Vehicle) Amount (in Rs.)	Three Axle Count	Three Axle Count Amount (in Rs.)	FASTag Debit Adjustment/ Chargeback Received from Bank (Net)
1	2	3	4	5	8	9	10	11	12	13	Note-5
Single Journey	5773	270841	662	128564	701	69695	1186	496777	0	0	1181
Monthly Pass Sales	12	7427	0	0	0	0	0	0	0	0	0
Daily Pass Sales	4244	345427	442	126373	449	65042	344	210475	0	0	0
Local Pass Sales	0	0	0	0	0	0	0	0	0	0	0
Return Pass Sales	0	0	0	0	0	0	0	0	0	0	0
Double User Fee (FASTag Lane Violation) (Note-6)	349	37692	8	3056	8	1536	2	1644	0	0	0
1.25 times User Fee via UPI (FASTag Lane Violation) (Note-9)	850	57375	16	3820	20	2400	25	12844	0	0	0

Traffic and Revenue Receivable (Annual Pass - Note 7)		
Transaction Type	Car/Jeep Count	Total Car/ Jeep Amount (in Rs.)
1	2	3
Annual Pass	1474	93949

Total Non-Tollable Traffic Count Entry Details (Note-2)						
Transaction Type	Car/Jeep Count	Bus/Truck Count	LCV Count	MAV (Multi Axle Vehicle Count)	Three Axle Count	
1	2	3	5	6	7	
Reuse & Exit	5002	648	531	392		0
Exemption & Violation	5833	231	55	140		0

Notes

1. Fee for Fastag vehicles passing two toll plazas, is collected at two plazas in few cases and therefore section wise traffic details will not be available at one plaza for same.
2. All Non-tollable traffic could not be recorded/reported due to unavailability of adequate Lanes & systems. Non-Tollable count includes Reuse of daily/return/monthly pass, exit trips, exemption and violations.
3. Reporting (FASTag/Cash/Card) - 12:00:00 AM to 11:59:59 PM.
4. Fastag Collection is net of Acquiring Bank Charges
5. FASTag Debit Adjustment/Chargeback Received from Bank (Net)
6. Double user fee (from cash vehicles entering dedicated Fastag lane) collected from vehicles are reported separately (count and revenue). These are included in vehicle category wise count and revenue.
7. Annual FASTag pass w.e.f. 15 August 2025 as per directions of MPEL vide letter no MPEL/DIC/2025/676 dated August 14, 2025.
8. Annual Pass Toll Revenue receivable (as given in the table above) is not included in the column 'Fee Collected'.
9. '1.25' times User Fee via UPI for vehicles without a valid FASTag w.e.f. 15 November 2025 as per directions of MPEL vide letter no MPEL/02/DIC/968 dated 10 November 2025.



MONTHLY/DAILY FEE STATEMENT

Project Highway: National Highway NH-48

Day/Month: 07-May-2026

Sr. No.	Name of Toll Plaza Location	Chainage
1	Shedung National Highway NH-48 (From Km. 20+400 to 131+200)	103+350

Type of Vehicle	For corresponding day/month of previous year 7-May-2025		For preceding day/month 6-May-2026		For the day/month reported upon 7-May-2026		
	No. of Vehicles	Fee collected (in lakh Rs.)	No. of Vehicles	Fee collected (in lakh Rs.)	Fee per Vehicle (in Rs.)	No. of Vehicles	Fee collected (in lakh Rs.)
1	2	3	4	5	6	7	8
A-Car (Note-7)	10716	628303	11228	718762	Note-1	11672	752787
B-LCV	1137	115166	1178	138673		1182	138315
C-Bus	1179	242022	1128	261813		1150	272719
D-Truck	0	0	0	0		0	0
E-Three-axle vehicle	0	0	0	0		0	0
F-Multi-axle Truck	1652	668155	1557	721740		1637	758454
G-Oversized vehicle	0	0	0	0		0	0
FASTag Debit Adjustment/ Chargeback Received from Bank (Net) (Note-5)	0	1877	0	1181	Note-5	0	2455
H- Total	14684	1655522	15091	1842169		15641	1924730

Day/Month wise Opening Balance of Toll Collection & Traffic

Day	7										
Month	5										
Year	2026										
Toll Depositing Bank	State Bank Of India										
Bank Account No.	39177623786										
Transaction Type	Car/Jeep Count	Total Car/ Jeep Amount (in Rs.)	Bus/Truck Count	Total Bus / Truck Amount (in Rs.)	LCV Count	Total LCV Amount (in Rs.)	MAV (Multi Axle Vehicle Count)	Total MAV (Multi Axle Vehicle) Amount (in Rs.)	Three Axle Count	Three Axle Count Amount (in Rs.)	FASTag Debit Adjustment/ Chargeback Received from Bank (Net)
1	2	3	4	5	8	9	10	11	12	13	Note-5
Single Journey	5968	280735	627	121662	721	71795	1266	531252	0	0	2455
Monthly Pass Sales	17	10721	0	0	0	0	0	0	0	0	0
Daily Pass Sales	4373	356274	472	134726	426	61817	358	220523	0	0	0
Local Pass Sales	0	0	0	0	0	0	0	0	0	0	0
Return Pass Sales	0	0	0	0	0	0	0	0	0	0	0
Double User Fee (FASTag Lane Violation) (Note-6)	404	43632	29	11078	7	1344	0	0	0	0	0
1.25 times User Fee via UPI (FASTag Lane Violation) (Note-9)	910	61425	22	5253	28	3360	13	6679	0	0	0

Traffic and Revenue Receivable (Annual Pass - Note 7)		
Transaction Type	Car/Jeep Count	Total Car/ Jeep Amount (in Rs.)
1	2	3
Annual Pass	1370	87905

Total Non-Tollable Traffic Count Entry Details (Note-2)					
Transaction Type	Car/Jeep Count	Bus/Truck Count	LCV Count	MAV (Multi Axle Vehicle Count)	Three Axle Count
1	2	3	5	6	7
Reuse & Exit	5153	666	506	386	0
Exemption & Violation	5740	212	50	102	0

- Notes**
1. Fee for Fastag vehicles passing two toll plazas, is collected at two plazas in few cases and therefore section wise traffic details will not be available at one plaza for same.
 2. All Non-tollable traffic could not be recorded/reported due to unavailability of adequate Lanes & systems. Non-Tollable count includes Reuse of daily/return/monthly pass, exit trips, exemption and violations.
 3. Reporting (FASTag/Cash/Card) - 12:00:00 AM to 11:59:59 PM.
 4. Fastag Collection is net of Acquiring Bank Charges
 5. FASTag Debit Adjustment/Chargeback Received from Bank (Net)
 6. Double user fee (from cash vehicles entering dedicated Fastag lane) collected from vehicles are reported separately (count and revenue). These are included in vehicle category wise count and revenue.
 7. Annual FASTag pass w.e.f. 15 August 2025 as per directions of MPEL vide letter no MPEL/DIC/2025/676 dated August 14, 2025.
 8. Annual Pass Toll Revenue receivable (as given in the table above) is not included in the column 'Fee Collected'.
 9. '1.25' times User Fee via UPI for vehicles without a valid FASTag w.e.f. 15 November 2025 as per directions of MPEL vide letter no MPEL/02/DIC/968 dated 10 November 2025.



MONTHLY/DAILY FEE STATEMENT

Project Highway: National Highway NH-48

Day/Month: 08-May-2026

Sr. No.	Name of Toll Plaza Location	Chainage
1	National Highway NH-48 (From Km. 20+400 to 131+200) Shedung	103+350

Type of Vehicle	For corresponding day/month of previous year 8-May-2025		For preceding day/month 7-May-2026		For the day/month reported upon 8-May-2026		
	No. of Vehicles	Fee collected (in lakh Rs.)	No. of Vehicles	Fee collected (in lakh Rs.)	Fee per Vehicle (in Rs.)	No. of Vehicles	Fee collected (in lakh Rs.)
1	2	3	4	5	6	7	8
A-Car (Note-7)	11244	661274	11672	752787	Note-1	12321	776055
B-LCV	1100	113014	1182	138315		1129	132718
C-Bus	1124	227903	1150	272719		1143	267161
D-Truck	0	0	0	0		0	0
E-Three-axle vehicle	0	0	0	0		0	0
F-Multi-axle Truck	1725	706134	1637	758454		1642	764424
G-Oversized vehicle	0	0	0	0		0	0
FASTag Debit Adjustment/ Chargeback Received from Bank (Net) (Note-5)	0	995	0	2455	Note-5	0	1834
H- Total	15193	1709320	15641	1924730		16235	1942191

Day/Month wise Opening Balance of Toll Collection & Traffic

Day	8										
Month	5										
Year	2026										
Toll Depositing Bank	State Bank Of India										
Bank Account No.	39177623786										
Transaction Type	Car/Jeep Count	Total Car/ Jeep Amount (in Rs.)	Bus/Truck Count	Total Bus / Truck Amount (in Rs.)	LCV Count	Total LCV Amount (in Rs.)	MAV (Multi Axle Vehicle Count)	Total MAV (Multi Axle Vehicle) Amount (in Rs.)	Three Axle Count	Three Axle Count Amount (in Rs.)	FASTag Debit Adjustment/ Chargeback Received from Bank (Net)
1	2	3	4	5	8	9	10	11	12	13	Note-5
Single Journey	6806	325521	649	125523	662	65164	1255	527979	0	0	1834
Monthly Pass Sales	4	4073	0	0	0	0	0	0	0	0	0
Daily Pass Sales	4270	347952	461	132183	427	62034	361	222163	0	0	0
Local Pass Sales	0	0	0	0	0	0	0	0	0	0	0
Return Pass Sales	0	0	0	0	0	0	0	0	0	0	0
Double User Fee (FASTag Lane Violation) (Note-6)	364	39312	11	4202	10	1920	3	2466	0	0	0
1.25 times User Fee via UPI (FASTag Lane Violation) (Note-9)	877	59198	22	5253	30	3600	23	11816	0	0	0

Traffic and Revenue Receivable (Annual Pass - Note 7)		
Transaction Type	Car/Jeep Count	Total Car/ Jeep Amount (in Rs.)
1	2	3
Annual Pass	1410	90725

Total Non-Tollable Traffic Count Entry Details (Note-2)						
Transaction Type	Car/Jeep Count	Bus/Truck Count	LCV Count	MAV (Multi Axle Vehicle Count)	Three Axle Count	
1	2	3	5	6	7	
Reuse & Exit	5054	652	517	416		0
Exemption & Violation	6181	205	51	109		0

Notes

1. Fee for Fastag vehicles passing two toll plazas, is collected at two plazas in few cases and therefore section wise traffic details will not be available at one plaza for same.
2. All Non-tollable traffic could not be recorded/reported due to unavailability of adequate Lanes & systems. Non-Tollable count includes Reuse of daily/return/monthly pass, exit trips, exemption and violations.
3. Reporting (FASTag/Cash/Card) - 12:00:00 AM to 11:59:59 PM.
4. Fastag Collection is net of Acquiring Bank Charges
5. FASTag Debit Adjustment/Chargeback Received from Bank (Net)
6. Double user fee (from cash vehicles entering dedicated Fastag lane) collected from vehicles are reported separately (count and revenue). These are included in vehicle category wise count and revenue.
7. Annual FASTag pass w.e.f. 15 August 2025 as per directions of MPEL vide letter no MPEL/DIC/2025/676 dated August 14, 2025.
8. Annual Pass Toll Revenue receivable (as given in the table above) is not included in the column 'Fee Collected'.
9. '1.25' times User Fee via UPI for vehicles without a valid FASTag w.e.f. 15 November 2025 as per directions of MPEL vide letter no MPEL/02/DIC/968 dated 10 November 2025.



MONTHLY/DAILY FEE STATEMENT

Project Highway: National Highway NH-48

Day/Month: 09-May-2026

Sr. No.	Name of Toll Plaza Location	Chainage
1	Shedung National Highway NH-48 (From Km. 20+400 to 131+200)	103+350

Type of Vehicle	For corresponding day/month of previous year 9-May-2025		For preceding day/month 8-May-2026		For the day/month reported upon 9-May-2026		
	No. of Vehicles	Fee collected (in lakh Rs.)	No. of Vehicles	Fee collected (in lakh Rs.)	Fee per Vehicle (in Rs.)	No. of Vehicles	Fee collected (in lakh Rs.)
1	2	3	4	5	6	7	8
A-Car (Note-7)	12259	708174	12321	776055	Note-1	14874	948906
B-LCV	1133	115860	1129	132718		1069	123978
C-Bus	1135	232654	1143	267161		1118	255229
D-Truck	0	0	0	0		0	0
E-Three-axle vehicle	0	0	0	0		0	0
F-Multi-axle Truck	1695	696507	1642	764424		1533	717446
G-Oversized vehicle	0	0	0	0		0	0
FASTag Debit Adjustment/ Chargeback Received from Bank (Net) (Note-5)	0	563	0	1834	Note-5	0	598
H- Total	16222	1753758	16235	1942191		18594	2046156

Day/Month wise Opening Balance of Toll Collection & Traffic

Day	9										
Month	5										
Year	2026										
Toll Depositing Bank	State Bank Of India										
Bank Account No.	39177623786										
Transaction Type	Car/Jeep Count	Total Car/ Jeep Amount (in Rs.)	Bus/Truck Count	Total Bus / Truck Amount (in Rs.)	LCV Count	Total LCV Amount (in Rs.)	MAV (Multi Axle Vehicle Count)	Total MAV (Multi Axle Vehicle) Amount (in Rs.)	Three Axle Count	Three Axle Count Amount (in Rs.)	FASTag Debit Adjustment/ Chargeback Received from Bank (Net)
1	2	3	4	5	8	9	10	11	12	13	Note-5
Single Journey	8208	404416	695	134470	673	66723	1159	488179	0	0	598
Monthly Pass Sales	5	3294	0	0	0	0	0	0	0	0	0
Daily Pass Sales	5104	415403	410	116939	371	53895	350	215087	0	0	0
Local Pass Sales	0	0	0	0	0	0	0	0	0	0	0
Return Pass Sales	0	0	0	0	0	0	0	0	0	0	0
Double User Fee (FASTag Lane Violation) (Note-6)	511	55188	5	1910	5	960	6	4932	0	0	0
1.25 times User Fee via UPI (FASTag Lane Violation) (Note-9)	1046	70605	8	1910	20	2400	18	9248	0	0	0

Traffic and Revenue Receivable (Annual Pass - Note 7)		
Transaction Type	Car/Jeep Count	Total Car/ Jeep Amount (in Rs.)
1	2	3
Annual Pass	1516	98381

Total Non-Tollable Traffic Count Entry Details (Note-2)					
Transaction Type	Car/Jeep Count	Bus/Truck Count	LCV Count	MAV (Multi Axle Vehicle Count)	Three Axle Count
1	2	3	5	6	7
Reuse & Exit	5905	579	439	427	0
Exemption & Violation	6305	202	44	129	0

Notes

1. Fee for Fastag vehicles passing two toll plazas, is collected at two plazas in few cases and therefore section wise traffic details will not be available at one plaza for same.
2. All Non-tollable traffic could not be recorded/reported due to unavailability of adequate Lanes & systems. Non-Tollable count includes Reuse of daily/return/monthly pass, exit trips, exemption and violations.
3. Reporting (FASTag/Cash/Card) - 12:00:00 AM to 11:59:59 PM.
4. Fastag Collection is net of Acquiring Bank Charges
5. FASTag Debit Adjustment/Chargeback Received from Bank (Net)
6. Double user fee (from cash vehicles entering dedicated Fastag lane) collected from vehicles are reported separately (count and revenue). These are included in vehicle category wise count and revenue.
7. Annual FASTag pass w.e.f. 15 August 2025 as per directions of MPEL vide letter no MPEL/DIC/2025/676 dated August 14, 2025.
8. Annual Pass Toll Revenue receivable (as given in the table above) is not included in the column 'Fee Collected'.
9. '1.25' times User Fee via UPI for vehicles without a valid FASTag w.e.f. 15 November 2025 as per directions of MPEL vide letter no MPEL/02/DIC/968 dated 10 November 2025.



MONTHLY/DAILY FEE STATEMENT

Project Highway: National Highway NH-48

Day/Month: 10-May-2026

Sr. No.	Name of Toll Plaza Location	Chainage
1	Shedung National Highway NH-48 (From Km. 20+400 to 131+200)	103+350

Type of Vehicle	For corresponding day/month of previous year 10-May-2025		For preceding day/month 9-May-2026		For the day/month reported upon 10-May-2026		
	No. of Vehicles	Fee collected (in lakh Rs.)	No. of Vehicles	Fee collected (in lakh Rs.)	Fee per Vehicle (in Rs.)	No. of Vehicles	Fee collected (in lakh Rs.)
1	2	3	4	5	6	7	8
A-Car (Note-7)	15809	914758	14874	948906	Note-1	14484	922576
B-LCV	1113	113313	1069	123978		644	72520
C-Bus	1127	231216	1118	255229		775	177705
D-Truck	0	0	0	0		0	0
E-Three-axle vehicle	0	0	0	0		0	0
F-Multi-axle Truck	1642	668731	1533	717446		1194	548586
G-Oversized vehicle	0	0	0	0		0	0
FASTag Debit Adjustment/ Chargeback Received from Bank (Net) (Note-5)	0	943	0	598	Note-5	0	0
H- Total	19691	1928962	18594	2046156		17097	1721387

Day/Month wise Opening Balance of Toll Collection & Traffic

Day	10										
Month	5										
Year	2026										
Toll Depositing Bank	State Bank Of India										
Bank Account No.	39177623786										
Transaction Type	Car/Jeep Count	Total Car/ Jeep Amount (in Rs.)	Bus/Truck Count	Total Bus / Truck Amount (in Rs.)	LCV Count	Total LCV Amount (in Rs.)	MAV (Multi Axle Vehicle Count)	Total MAV (Multi Axle Vehicle) Amount (in Rs.)	Three Axle Count	Three Axle Count Amount (in Rs.)	FASTag Debit Adjustment/ Chargeback Received from Bank (Net)
1	2	3	4	5	8	9	10	11	12	13	Note-5
Single Journey	8084	400727	493	96811	446	44096	953	401184	0	0	0
Monthly Pass Sales	5	2096	0	0	0	0	0	0	0	0	0
Daily Pass Sales	4702	382039	260	74351	183	26552	232	142162	0	0	0
Local Pass Sales	0	0	0	0	0	0	0	0	0	0	0
Return Pass Sales	0	0	0	0	0	0	0	0	0	0	0
Double User Fee (FASTag Lane Violation) (Note-6)	577	62316	9	3438	1	192	2	1644	0	0	0
1.25 times User Fee via UPI (FASTag Lane Violation) (Note-9)	1116	75399	13	3104	14	1680	7	3596	0	0	0

Traffic and Revenue Receivable (Annual Pass - Note 7)		
Transaction Type	Car/Jeep Count	Total Car/ Jeep Amount (in Rs.)
1	2	3
Annual Pass	1409	90860

Total Non-Tollable Traffic Count Entry Details (Note-2)						
Transaction Type	Car/Jeep Count	Bus/Truck Count	LCV Count	MAV (Multi Axle Vehicle Count)	Three Axle Count	
1	2	3	5	6	7	
Reuse & Exit	5379	447	248	300	0	
Exemption & Violation	6044	182	21	85	0	

Notes

1. Fee for Fastag vehicles passing two toll plazas, is collected at two plazas in few cases and therefore section wise traffic details will not be available at one plaza for same.
2. All Non-tollable traffic could not be recorded/reported due to unavailability of adequate Lanes & systems. Non-Tollable count includes Reuse of daily/return/monthly pass, exit trips, exemption and violations.
3. Reporting (FASTag/Cash/Card) - 12:00:00 AM to 11:59:59 PM.
4. Fastag Collection is net of Acquiring Bank Charges
5. FASTag Debit Adjustment/Chargeback Received from Bank (Net)
6. Double user fee (from cash vehicles entering dedicated Fastag lane) collected from vehicles are reported separately (count and revenue). These are included in vehicle category wise count and revenue.
7. Annual FASTag pass w.e.f. 15 August 2025 as per directions of MPEL vide letter no MPEL/DIC/2025/676 dated August 14, 2025.
8. Annual Pass Toll Revenue receivable (as given in the table above) is not included in the column 'Fee Collected'.
9. '1.25' times User Fee via UPI for vehicles without a valid FASTag w.e.f. 15 November 2025 as per directions of MPEL vide letter no MPEL/02/DIC/968 dated 10 November 2025.



MONTHLY/DAILY FEE STATEMENT

Project Highway: National Highway NH-48

Day/Month: 11-May-2026

Sr. No.	Name of Toll Plaza Location	Chainage
National Highway NH-48 (From Km. 20+400 to 131+200)		
1	Shedung	103+350

Type of Vehicle	For corresponding day/month of previous year 11-May-2025		For preceding day/month 10-May-2026		For the day/month reported upon 11-May-2026		
	No. of Vehicles	Fee collected (in lakh Rs.)	No. of Vehicles	Fee collected (in lakh Rs.)	Fee per Vehicle (in Rs.)	No. of Vehicles	Fee collected (in lakh Rs.)
1	2	3	4	5	6	7	8
A-Car (Note-7)	14993	869101	14484	922576	Note-1	11510	720520
B-LCV	678	66042	644	72520		922	105657
C-Bus	811	163134	775	177705		997	231614
D-Truck	0	0	0	0		0	0
E-Three-axle vehicle	0	0	0	0		0	0
F-Multi-axle Truck	1210	489281	1194	548586		1541	711870
G-Oversized vehicle	0	0	0	0		0	0
FASTag Debit Adjustment/ Chargeback Received from Bank (Net) (Note-5)	0	0	0	0	Note-5	0	2124
H- Total	17692	1587558	17097	1721387		14970	1771784

Day/Month wise Opening Balance of Toll Collection & Traffic

Day	11										
Month	5										
Year	2026										
Toll Depositing Bank	State Bank Of India										
Bank Account No.	39177623786										
Transaction Type	Car/Jeep Count	Total Car/ Jeep Amount (in Rs.)	Bus/Truck Count	Total Bus / Truck Amount (in Rs.)	LCV Count	Total LCV Amount (in Rs.)	MAV (Multi Axle Vehicle Count)	Total MAV (Multi Axle Vehicle) Amount (in Rs.)	Three Axle Count	Three Axle Count Amount (in Rs.)	FASTag Debit Adjustment/ Chargeback Received from Bank (Net)
1	2	3	4	5	8	9	10	11	12	13	Note-5
Single Journey	6319	298335	592	115151	594	58680	1199	504039	0	0	2124
Monthly Pass Sales	7	2935	0	0	0	0	0	0	0	0	0
Daily Pass Sales	3963	322253	365	104478	292	42369	317	194678	0	0	0
Local Pass Sales	0	0	0	0	0	0	0	0	0	0	0
Return Pass Sales	0	0	0	0	0	0	0	0	0	0	0
Double User Fee (FASTag Lane Violation) (Note-6)	360	38880	17	6494	4	768	1	822	0	0	0
1.25 times User Fee via UPI (FASTag Lane Violation) (Note-9)	861	58118	23	5491	32	3840	24	12330	0	0	0

Traffic and Revenue Receivable (Annual Pass - Note 7)		
Transaction Type	Car/Jeep Count	Total Car/ Jeep Amount (in Rs.)
1	2	3
Annual Pass	1465	93412

Total Non-Tollable Traffic Count Entry Details (Note-2)						
Transaction Type	Car/Jeep Count	Bus/Truck Count	LCV Count	MAV (Multi Axle Vehicle Count)	Three Axle Count	
1	2	3	5	6	7	
Reuse & Exit	4733	566	360	395	0	
Exemption & Violation	5823	178	61	146	0	



- Notes**
- Fee for Fastag vehicles passing two toll plazas, is collected at two plazas in few cases and therefore section wise traffic details will not be available at one plaza for same.
 - All Non-tollable traffic could not be recorded/reported due to unavailability of adequate Lanes & systems. Non-Tollable count includes Reuse of daily/return/monthly pass, exit trips, exemption and violations.
 - Reporting (FASTag/Cash/Card) - 12:00:00 AM to 11:59:59 PM.
 - Fastag Collection is net of Acquiring Bank Charges
 - FASTag Debit Adjustment/Chargeback Received from Bank (Net)
 - Double user fee (from cash vehicles entering dedicated Fastag lane) collected from vehicles are reported separately (count and revenue). These are included in vehicle category wise count and revenue.
 - Annual FASTag pass w.e.f. 15 August 2025 as per directions of MPEL vide letter no MPEL/DIC/2025/676 dated August 14, 2025.
 - Annual Pass Toll Revenue receivable (as given in the table above) is not included in the column 'Fee Collected'.
 - '1.25' times User Fee via UPI for vehicles without a valid FASTag w.e.f. 15 November 2025 as per directions of MPEL vide letter no MPEL/02/DIC/968 dated 10 November 2025.

MONTHLY/DAILY FEE STATEMENT

Project Highway: National Highway NH-48

Day/Month: 12-May-2026

Sr. No.	Name of Toll Plaza Location	Chainage
1	Shedung National Highway NH-48 (From Km. 20+400 to 131+200)	103+350

Type of Vehicle	For corresponding day/month of previous year 12-May-2025		For preceding day/month 11-May-2026		For the day/month reported upon 12-May-2026		
	No. of Vehicles	Fee collected (in lakh Rs.)	No. of Vehicles	Fee collected (in lakh Rs.)	Fee per Vehicle (in Rs.)	No. of Vehicles	Fee collected (in lakh Rs.)
1	2	3	4	5	6	7	8
A-Car (Note-7)	11945	691831	11510	720520	Note-1	11283	710802
B-LCV	885	88659	922	105657		1120	130514
C-Bus	1045	213997	997	231614		1077	249455
D-Truck	0	0	0	0		0	0
E-Three-axle vehicle	0	0	0	0		0	0
F-Multi-axle Truck	1422	570880	1541	711870		1580	742935
G-Oversized vehicle	0	0	0	0		0	0
FASTag Debit Adjustment/ Chargeback Received from Bank (Net) (Note-5)	0	1801	0	2124	Note-5	0	608
H- Total	15297	1567168	14970	1771784		15060	1834314

Day/Month wise Opening Balance of Toll Collection & Traffic

Day	12										
Month	5										
Year	2026										
Toll Depositing Bank	State Bank Of India										
Bank Account No.	39177623786										
Transaction Type	Car/Jeep Count	Total Car/ Jeep Amount (in Rs.)	Bus/Truck Count	Total Bus / Truck Amount (in Rs.)	LCV Count	Total LCV Amount (in Rs.)	MAV (Multi Axle Vehicle Count)	Total MAV (Multi Axle Vehicle) Amount (in Rs.)	Three Axle Count	Three Axle Count Amount (in Rs.)	FASTag Debit Adjustment/ Chargeback Received from Bank (Net)
1	2	3	4	5	8	9	10	11	12	13	Note-5
Single Journey	5895	274543	625	121258	689	68497	1155	483921	0	0	608
Monthly Pass Sales	1	419	0	0	0	0	0	0	0	0	0
Daily Pass Sales	4267	347887	411	117406	404	58633	394	242471	0	0	0
Local Pass Sales	0	0	0	0	0	0	0	0	0	0	0
Return Pass Sales	0	0	0	0	0	0	0	0	0	0	0
Double User Fee (FASTag Lane Violation) (Note-6)	305	32940	7	2674	2	384	2	1644	0	0	0
1.25 times User Fee via UPI (FASTag Lane Violation) (Note-9)	815	55013	34	8118	25	3000	29	14899	0	0	0

Traffic and Revenue Receivable (Annual Pass - Note 7)		
Transaction Type	Car/Jeep Count	Total Car/ Jeep Amount (in Rs.)
1	2	3
Annual Pass	1444	93344

Total Non-Tollable Traffic Count Entry Details (Note-2)						
Transaction Type	Car/Jeep Count	Bus/Truck Count	LCV Count	MAV (Multi Axle Vehicle Count)	Three Axle Count	
1	2	3	5	6	7	
Reuse & Exit	5069	602	479	515		0
Exemption & Violation	5453	210	57	132		0

Notes

1. Fee for Fastag vehicles passing two toll plazas, is collected at two plazas in few cases and therefore section wise traffic details will not be available at one plaza for same.
2. All Non-tollable traffic could not be recorded/reported due to unavailability of adequate Lanes & systems. Non-Tollable count includes Reuse of daily/return/monthly pass, exit trips, exemption and violations.
3. Reporting (FASTag/Cash/Card) - 12:00:00 AM to 11:59:59 PM.
4. Fastag Collection is net of Acquiring Bank Charges
5. FASTag Debit Adjustment/Chargeback Received from Bank (Net)
6. Double user fee (from cash vehicles entering dedicated Fastag lane) collected from vehicles are reported separately (count and revenue). These are included in vehicle category wise count and revenue.
7. Annual FASTag pass w.e.f. 15 August 2025 as per directions of MPEL vide letter no MPEL/DIC/2025/676 dated August 14, 2025.
8. Annual Pass Toll Revenue receivable (as given in the table above) is not included in the column 'Fee Collected'.
9. '1.25' times User Fee via UPI for vehicles without a valid FASTag w.e.f. 15 November 2025 as per directions of MPEL vide letter no MPEL/02/DIC/968 dated 10 November 2025.



MONTHLY/DAILY FEE STATEMENT

Project Highway: National Highway NH-48

Day/Month: May-2026

Sr. No.	Name of Toll Plaza Location	Chainage
National Highway NH-48 (from Km. 20+400 to 131+200)		
1	Shedung	103+350

Type of Vehicle	For corresponding day/month of previous year May-2025		For preceding day/month Apr-2026		For the day/month reported upon May-2026		
	No. of Vehicles	Fee collected (in lakh Rs.)	No. of Vehicles	Fee collected (in lakh Rs.)	Fee per Vehicle (in Rs.)	No. of Vehicles	Fee collected (in lakh Rs.)
1	2	3	4	5	6	7	8
A-Car (Note-7)	399533	23263626	388600	24759806	Note-1	169896	10862912
B-LCV	31915	3245262	32303	3766791		12873	1511860
C-Bus	33355	6970741	33310	7965093		13313	3104904
D-Truck	0	0	0	0		0	0
E-Three-axle vehicle	0	0	0	0		0	0
F-Multi-axle Truck	50459	20581911	50156	23494455		18814	8840125
G-Oversized vehicle	0	0	0	0		0	0
FASTag Debit Adjustment/ Chargeback Received from Bank (Net) (Note-5)	0	27653	0	30046	Note-5	0	15136
H-Total	515262	54089193	504369	60016190		214896	24334937

Day/Month wise Opening Balance of Toll Collection & Traffic

Day	All
Month	5
Year	2026
Toll Depositing Bank	State Bank Of India
Bank Account No.	39177623786

Transaction Type	Car/Jeep Count	Total Car/ Jeep Amount (in Rs.)	Bus/Truck Count	Total Bus / Truck Amount (in Rs.)	LCV Count	Total LCV Amount (in Rs.)	MAV (Multi Axle Vehicle Count)	Total MAV (Multi Axle Vehicle) Amount (in Rs.)	Three Axle Count	Three Axle Count Amount (in Rs.)	FASTag Debit Adjustment/ Chargeback Received from Bank (Net)		
1	2	3	4	5	6	7	8	9	10	11	12	13	Note-5
Single Journey	93374	4514811	7948	1546230	8087	802083	14429	6066809	0	0	0	15136	
Monthly Pass Sales	199	163121	4	22879	7	20124	8	98465	0	0	0	0	
Daily Pass Sales	58220	4737625	4940	1413077	4424	641941	4113	2527507	0	0	0	0	
Local Pass Sales	0	0	0	0	0	0	0	0	0	0	0	0	
Return Pass Sales	0	0	0	0	0	0	0	0	0	0	0	0	
Double User Fee (FASTag Lane Violation) (Note-6)	5542	598964	155	59210	71	13632	38	31236	0	0	0	0	
1.25 times User Fee via UPI (FASTag Lane Violation) (Note-9)	12561	848391	266	63508	284	34080	226	116108	0	0	0	0	

Traffic and Revenue Receivable (Annual Pass - Note 7)		
Transaction Type	Car/Jeep Count	Total Car/ Jeep Amount (in Rs.)
1	2	3
Annual Pass	18979	1225027

Total Non-Tollable Traffic Count Entry Details (Note-2)						
Transaction Type	Car/Jeep Count	Bus/Truck Count	LCV Count	MAV (Multi Axle Vehicle Count)	Three Axle Count	
1	2	3	5	6	7	
Reuse & Exit	67353	7424	5299	5023		0
Exemption & Violation	75801	2635	628	1735		0

Notes

1. Fee for Fastag vehicles passing two toll plazas, is collected at two plazas in few cases and therefore section wise traffic details will not be available at one plaza for same.
2. All Non-tollable traffic could not be recorded/reported due to unavailability of adequate Lanes & systems. Non-Tollable count includes Reuse of daily/return/monthly pass, exit trips, exemption and violations.
3. Reporting (FASTag/Cash/Card) - 12:00:00 AM to 11:59:59 PM.
4. Fastag Collection is net of Acquiring Bank Charges
5. FASTag Debit Adjustment/Chargeback Received from Bank (Net)
6. Double user fee (from cash vehicles entering dedicated Fastag lane) collected from vehicles are reported separately (count and revenue). These are included in vehicle category wise count and revenue.
7. Annual FASTag pass w.e.f. 15 August 2025 as per directions of MPEL vide letter no MPEL/DIC/2025/676 dated August 14, 2025.
8. Annual Pass Toll Revenue receivable (as given in the table above) is not included in the column 'Fee Collected'.
9. '1.25' times User Fee via UPI for vehicles without a valid FASTag w.e.f. 15 November 2025 as per directions of MPEL vide letter no MPEL/02/DIC/968 dated 10 November 2025.



MONTHLY/DAILY FEE STATEMENT

Project Highway: National Highway NH-48

Day/Month: 14-May-2026

Sr. No.	Name of Toll Plaza Location	Chainage
1	Shedung National Highway NH-48 (From Km. 20+400 to 131+200)	103+350

Type of Vehicle	For corresponding day/month of previous year 14-May-2025		For preceding day/month 13-May-2026		For the day/month reported upon 14-May-2026		
	No. of Vehicles	Fee collected (in lakh Rs.)	No. of Vehicles	Fee collected (in lakh Rs.)	Fee per Vehicle (in Rs.)	No. of Vehicles	Fee collected (in lakh Rs.)
1	2	3	4	5	6	7	8
A-Car (Note-7)	11409	666538	11857	751198	Note-1	11972	760564
B-LCV	1091	109654	1124	134973		1151	134978
C-Bus	1137	237184	1159	267530		1176	270911
D-Truck	0	0	0	0		0	0
E-Three-axle vehicle	0	0	0	0		0	0
F-Multi-axle Truck	1796	724667	1648	780852		1642	775635
G-Oversized vehicle	0	0	0	0		0	0
FASTag Debit Adjustment/ Chargeback Received from Bank (Net) (Note-5)	0	815	0	1050	Note-5	0	1017
H- Total	15433	1738858	15788	1935603		15941	1943104

Day/Month wise Opening Balance of Toll Collection & Traffic

Day	14										
Month	5										
Year	2026										
Toll Depositing Bank	State Bank Of India										
Bank Account No.	39177623786										
Transaction Type	Car/Jeep Count	Total Car/ Jeep Amount (in Rs.)	Bus/Truck Count	Total Bus / Truck Amount (in Rs.)	LCV Count	Total LCV Amount (in Rs.)	MAV (Multi Axle Vehicle Count)	Total MAV (Multi Axle Vehicle) Amount (in Rs.)	Three Axle Count	Three Axle Count Amount (in Rs.)	FASTag Debit Adjustment/ Chargeback Received from Bank (Net)
1	2	3	4	5	8	9	10	11	12	13	Note-5
Single Journey	6218	292928	713	138238	677	67391	1193	501027	0	0	1017
Monthly Pass Sales	2	839	0	0	0	0	0	0	0	0	0
Daily Pass Sales	4482	365156	444	127134	403	58347	418	257141	0	0	0
Local Pass Sales	0	0	0	0	0	0	0	0	0	0	0
Return Pass Sales	0	0	0	0	0	0	0	0	0	0	0
Double User Fee (FASTag Lane Violation) (Note-6)	393	42444	7	2674	10	1920	5	4110	0	0	0
1.25 times User Fee via UPI (FASTag Lane Violation) (Note-9)	877	59198	12	2865	61	7320	26	13358	0	0	0

Traffic and Revenue Receivable (Annual Pass - Note 7)		
Transaction Type	Car/Jeep Count	Total Car/ Jeep Amount (in Rs.)
1	2	3
Annual Pass	1464	94486

Total Non-Tollable Traffic Count Entry Details (Note-2)						
Transaction Type	Car/Jeep Count	Bus/Truck Count	LCV Count	MAV (Multi Axle Vehicle Count)	Three Axle Count	
1	2	3	5	6	7	
Reuse & Exit	5357	639	464	620	0	
Exemption & Violation	5789	203	55	102	0	

- Notes**
1. Fee for Fastag vehicles passing two toll plazas, is collected at two plazas in few cases and therefore section wise traffic details will not be available at one plaza for same.
 2. All Non-tollable traffic could not be recorded/reported due to unavailability of adequate Lanes & systems. Non-Tollable count includes Reuse of daily/return/monthly pass, exit trips, exemption and violations.
 3. Reporting (FASTag/Cash/Card) - 12:00:00 AM to 11:59:59 PM.
 4. Fastag Collection is net of Acquiring Bank Charges
 5. FASTag Debit Adjustment/Chargeback Received from Bank (Net)
 6. Double user fee (from cash vehicles entering dedicated Fastag lane) collected from vehicles are reported separately (count and revenue). These are included in vehicle category wise count and revenue.
 7. Annual FASTag pass w.e.f. 15 August 2025 as per directions of MPEL vide letter no MPEL/DIC/2025/676 dated August 14, 2025.
 8. Annual Pass Toll Revenue receivable (as given in the table above) is not included in the column 'Fee Collected'.
 9. '1.25' times User Fee via UPI for vehicles without a valid FASTag w.e.f. 15 November 2025 as per directions of MPEL vide letter no MPEL/02/DIC/968 dated 10 November 2025.



MONTHLY/DAILY FEE STATEMENT

Project Highway: National Highway NH-48

Day/Month: 15-May-2026

Sr. No.	Name of Toll Plaza Location	Chainage
1	National Highway NH-48 (From Km. 20+400 to 131+200) Shedung	103+350

Type of Vehicle	For corresponding day/month of previous year 15-May-2025		For preceding day/month 14-May-2026		For the day/month reported upon 15-May-2026		
	No. of Vehicles	Fee collected (in lakh Rs.)	No. of Vehicles	Fee collected (in lakh Rs.)	Fee per Vehicle (in Rs.)	No. of Vehicles	Fee collected (in lakh Rs.)
1	2	3	4	5	6	7	8
A-Car (Note-7)	11638	674195	11972	760564	Note-1	12593	791576
B-LCV	1123	115405	1151	134978		1151	134118
C-Bus	1208	246367	1176	270911		1204	278848
D-Truck	0	0	0	0		0	0
E-Three-axle vehicle	0	0	0	0		0	0
F-Multi-axle Truck	1816	746324	1642	775635		1646	776514
G-Oversized vehicle	0	0	0	0		0	0
FASTag Debit Adjustment/ Chargeback Received from Bank (Net) (Note-5)	0	888	0	1017	Note-5	0	1155
H- Total	15785	1783180	15941	1943104		16594	1982210

Day/Month wise Opening Balance of Toll Collection & Traffic

Day	15										
Month	5										
Year	2026										
Toll Depositing Bank	State Bank Of India										
Bank Account No.	39177623786										
Transaction Type	Car/Jeep Count	Total Car/ Jeep Amount (in Rs.)	Bus/Truck Count	Total Bus / Truck Amount (in Rs.)	LCV Count	Total LCV Amount (in Rs.)	MAV (Multi Axle Vehicle Count)	Total MAV (Multi Axle Vehicle) Amount (in Rs.)	Three Axle Count	Three Axle Count Amount (in Rs.)	FASTag Debit Adjustment/ Chargeback Received from Bank (Net)
1	2	3	4	5	8	9	10	11	12	13	Note-5
Single Journey	7079	342881	720	139822	716	71202	1212	511852	0	0	1155
Monthly Pass Sales	4	3654	0	0	0	0	0	0	0	0	0
Daily Pass Sales	4275	348193	430	123411	406	59004	403	247810	0	0	0
Local Pass Sales	0	0	0	0	0	0	0	0	0	0	0
Return Pass Sales	0	0	0	0	0	0	0	0	0	0	0
Double User Fee (FASTag Lane Violation) (Note-6)	333	35964	19	7258	6	1152	3	2466	0	0	0
1.25 times User Fee via UPI (FASTag Lane Violation) (Note-9)	902	60885	35	8356	23	2760	28	14385	0	0	0

Traffic and Revenue Receivable (Annual Pass - Note 7)		
Transaction Type	Car/Jeep Count	Total Car/ Jeep Amount (in Rs.)
1	2	3
Annual Pass	1574	102209

Total Non-Tollable Traffic Count Entry Details (Note-2)						
Transaction Type	Car/Jeep Count	Bus/Truck Count	LCV Count	MAV (Multi Axle Vehicle Count)	Three Axle Count	
1	2	3	5	6	7	
Reuse & Exit	5062	640	465	514		0
Exemption & Violation	5851	222	52	139		0

Notes

1. Fee for Fastag vehicles passing two toll plazas, is collected at two plazas in few cases and therefore section wise traffic details will not be available at one plaza for same.
2. All Non-tollable traffic could not be recorded/reported due to unavailability of adequate Lanes & systems. Non-Tollable count includes Reuse of daily/return/monthly pass, exit trips, exemption and violations.
3. Reporting (FASTag/Cash/Card) - 12:00:00 AM to 11:59:59 PM.
4. Fastag Collection is net of Acquiring Bank Charges
5. FASTag Debit Adjustment/Chargeback Received from Bank (Net)
6. Double user fee (from cash vehicles entering dedicated Fastag lane) collected from vehicles are reported separately (count and revenue). These are included in vehicle category wise count and revenue.
7. Annual FASTag pass w.e.f. 15 August 2025 as per directions of MPEL vide letter no MPEL/DIC/2025/676 dated August 14, 2025.
8. Annual Pass Toll Revenue receivable (as given in the table above) is not included in the column 'Fee Collected'.
9. '1.25' times User Fee via UPI for vehicles without a valid FASTag w.e.f. 15 November 2025 as per directions of MPEL vide letter no MPEL/02/DIC/968 dated 10 November 2025.



MONTHLY/DAILY FEE STATEMENT

Project Highway: National Highway NH-48

Day/Month: 16-May-2026

Sr. No.	Name of Toll Plaza Location	Chainage
1	National Highway NH-48 (From Km. 20+400 to 131+200) Shedung	103+350

Type of Vehicle	For corresponding day/month of previous year 16-May-2025		For preceding day/month 15-May-2026		For the day/month reported upon 16-May-2026		
	No. of Vehicles	Fee collected (in lakh Rs.)	No. of Vehicles	Fee collected (in lakh Rs.)	Fee per Vehicle (in Rs.)	No. of Vehicles	Fee collected (in lakh Rs.)
1	2	3	4	5	6	7	8
A-Car (Note-7)	12262	705674	12593	791576	Note-1	14385	909005
B-LCV	1100	111132	1151	134118		1150	133404
C-Bus	1141	231586	1204	278848		1169	268788
D-Truck	0	0	0	0		0	0
E-Three-axle vehicle	0	0	0	0		0	0
F-Multi-axle Truck	1778	731517	1646	776514		1658	784436
G-Oversized vehicle	0	0	0	0		0	0
FASTag Debit Adjustment/ Chargeback Received from Bank (Net) (Note-5)	0	530	0	1155	Note-5	0	1504
H- Total	16281	1780439	16594	1982210		18362	2097137

Day/Month wise Opening Balance of Toll Collection & Traffic

Day	16										
Month	5										
Year	2026										
Toll Depositing Bank	State Bank Of India										
Bank Account No.	39177623786										
Transaction Type	Car/Jeep Count	Total Car/ Jeep Amount (in Rs.)	Bus/Truck Count	Total Bus / Truck Amount (in Rs.)	LCV Count	Total LCV Amount (in Rs.)	MAV (Multi Axle Vehicle Count)	Total MAV (Multi Axle Vehicle) Amount (in Rs.)	Three Axle Count	Three Axle Count Amount (in Rs.)	FASTag Debit Adjustment/ Chargeback Received from Bank (Net)
1	2	3	4	5	8	9	10	11	12	13	Note-5
Single Journey	8032	395462	709	137356	715	71266	1211	511580	0	0	1504
Monthly Pass Sales	0	0	0	0	0	0	0	0	0	0	0
Daily Pass Sales	4881	397497	431	123219	400	57795	422	259396	0	0	0
Local Pass Sales	0	0	0	0	0	0	0	0	0	0	0
Return Pass Sales	0	0	0	0	0	0	0	0	0	0	0
Double User Fee (FASTag Lane Violation) (Note-6)	412	44496	9	3438	2	384	2	1644	0	0	0
1.25 times User Fee via UPI (FASTag Lane Violation) (Note-9)	1060	71550	20	4775	33	3960	23	11816	0	0	0

Traffic and Revenue Receivable (Annual Pass - Note 7)		
Transaction Type	Car/Jeep Count	Total Car/ Jeep Amount (in Rs.)
1	2	3
Annual Pass	1587	102947

Total Non-Tollable Traffic Count Entry Details (Note-2)						
Transaction Type	Car/Jeep Count	Bus/Truck Count	LCV Count	MAV (Multi Axle Vehicle Count)	Three Axle Count	
1	2	3	5	6	7	
Reuse & Exit	5714	631	460	515		0
Exemption & Violation	5326	216	58	168		0

Notes

1. Fee for Fastag vehicles passing two toll plazas, is collected at two plazas in few cases and therefore section wise traffic details will not be available at one plaza for same.
2. All Non-tollable traffic could not be recorded/reported due to unavailability of adequate Lanes & systems. Non-Tollable count includes Reuse of daily/return/monthly pass, exit trips, exemption and violations.
3. Reporting (FASTag/Cash/Card) - 12:00:00 AM to 11:59:59 PM.
4. Fastag Collection is net of Acquiring Bank Charges
5. FASTag Debit Adjustment/Chargeback Received from Bank (Net)
6. Double user fee (from cash vehicles entering dedicated Fastag lane) collected from vehicles are reported separately (count and revenue). These are included in vehicle category wise count and revenue.
7. Annual FASTag pass w.e.f. 15 August 2025 as per directions of MPEL vide letter no MPEL/DIC/2025/676 dated August 14, 2025.
8. Annual Pass Toll Revenue receivable (as given in the table above) is not included in the column 'Fee Collected'.
9. '1.25' times User Fee via UPI for vehicles without a valid FASTag w.e.f. 15 November 2025 as per directions of MPEL vide letter no MPEL/02/DIC/968 dated 10 November 2025.



MONTHLY/DAILY FEE STATEMENT

Project Highway: National Highway NH-48

Day/Month: 17-May-2026

Sr. No.	Name of Toll Plaza Location	Chainage
1	Shedung National Highway NH-48 (From Km. 20+400 to 131+200)	103+350

Type of Vehicle	For corresponding day/month of previous year 17-May-2025		For preceding day/month 16-May-2026		For the day/month reported upon 17-May-2026		
	No. of Vehicles	Fee collected (in lakh Rs.)	No. of Vehicles	Fee collected (in lakh Rs.)	Fee per Vehicle (in Rs.)	No. of Vehicles	Fee collected (in lakh Rs.)
1	2	3	4	5	6	7	8
A-Car (Note-7)	15311	877764	14385	909005	Note-1	14445	917170
B-LCV	1151	116298	1150	133404		728	82727
C-Bus	1195	240624	1169	268788		810	184719
D-Truck	0	0	0	0		0	0
E-Three-axle vehicle	0	0	0	0		0	0
F-Multi-axle Truck	1844	757427	1658	784436		1333	614891
G-Oversized vehicle	0	0	0	0		0	0
FASTag Debit Adjustment/ Chargeback Received from Bank (Net) (Note-5)	0	717	0	1504	Note-5	0	-18
H- Total	19501	1992830	18362	2097137		17316	1799490

Day/Month wise Opening Balance of Toll Collection & Traffic

Day	17										
Month	5										
Year	2026										
Toll Depositing Bank	State Bank Of India										
Bank Account No.	39177623786										
Transaction Type	Car/Jeep Count	Total Car/ Jeep Amount (in Rs.)	Bus/Truck Count	Total Bus / Truck Amount (in Rs.)	LCV Count	Total LCV Amount (in Rs.)	MAV (Multi Axle Vehicle Count)	Total MAV (Multi Axle Vehicle) Amount (in Rs.)	Three Axle Count	Three Axle Count Amount (in Rs.)	FASTag Debit Adjustment/ Chargeback Received from Bank (Net)
1	2	3	4	5	8	9	10	11	12	13	Note-5
Single Journey	8000	397909	514	100239	489	48180	1040	436606	0	0	-18
Monthly Pass Sales	0	0	0	0	0	0	0	0	0	0	0
Daily Pass Sales	4741	385125	278	79466	206	29868	273	167394	0	0	0
Local Pass Sales	0	0	0	0	0	0	0	0	0	0	0
Return Pass Sales	0	0	0	0	0	0	0	0	0	0	0
Double User Fee (FASTag Lane Violation) (Note-6)	472	50976	5	1910	10	1920	2	1644	0	0	0
1.25 times User Fee via UPI (FASTag Lane Violation) (Note-9)	1232	83160	13	3104	23	2760	18	9248	0	0	0

Traffic and Revenue Receivable (Annual Pass - Note 7)		
Transaction Type	Car/Jeep Count	Total Car/ Jeep Amount (in Rs.)
1	2	3
Annual Pass	1488	96769

Total Non-Tollable Traffic Count Entry Details (Note-2)						
Transaction Type	Car/Jeep Count	Bus/Truck Count	LCV Count	MAV (Multi Axle Vehicle Count)	Three Axle Count	
1	2	3	5	6	7	
Reuse & Exit	5390	476	245	391	0	
Exemption & Violation	5394	171	42	81	0	

Notes

- Fee for Fastag vehicles passing two toll plazas, is collected at two plazas in few cases and therefore section wise traffic details will not be available at one plaza for same.
- All Non-tollable traffic could not be recorded/reported due to unavailability of adequate Lanes & systems. Non-Tollable count includes Reuse of daily/return/monthly pass, exit trips, exemption and violations.
- Reporting (FASTag/Cash/Card) - 12:00:00 AM to 11:59:59 PM.
- Fastag Collection is net of Acquiring Bank Charges
- FASTag Debit Adjustment/Chargeback Received from Bank (Net)
- Double user fee (from cash vehicles entering dedicated Fastag lane) collected from vehicles are reported separately (count and revenue). These are included in vehicle category wise count and revenue.
- Annual FASTag pass w.e.f. 15 August 2025 as per directions of MPEL vide letter no MPEL/DIC/2025/676 dated August 14, 2025.
- Annual Pass Toll Revenue receivable (as given in the table above) is not included in the column 'Fee Collected'.
- '1.25' times User Fee via UPI for vehicles without a valid FASTag w.e.f. 15 November 2025 as per directions of MPEL vide letter no MPEL/02/DIC/968 dated 10 November 2025.



MONTHLY/DAILY FEE STATEMENT

Project Highway: National Highway NH-48

Day/Month: 18-May-2026

Sr. No.	Name of Toll Plaza Location	Chainage
National Highway NH-48 (From Km. 20+400 to 131+200)		
1	Shedung	103+350

Type of Vehicle	For corresponding day/month of previous year 18-May-2025		For preceding day/month 17-May-2026		For the day/month reported upon 18-May-2026		
	No. of Vehicles	Fee collected (in lakh Rs.)	No. of Vehicles	Fee collected (in lakh Rs.)	Fee per Vehicle (in Rs.)	No. of Vehicles	Fee collected (in lakh Rs.)
1	2	3	4	5	6	7	8
A-Car (Note-7)	15388	896857	14445	917170		11225	698847
B-LCV	715	69411	728	82727		942	109835
C-Bus	831	167586	810	184719		1099	255882
D-Truck	0	0	0	0	Note-1	0	0
E-Three-axle vehicle	0	0	0	0		0	0
F-Multi-axle Truck	1421	576421	1333	614891		1703	794761
G-Oversized vehicle	0	0	0	0		0	0
FASTag Debit Adjustment/ Chargeback Received from Bank (Net) (Note-5)	0	0	0	-18	Note-5	0	1627
H- Total	18355	1710275	17316	1799490		14969	1860953

Day/Month wise Opening Balance of Toll Collection & Traffic

Day	18										
Month	5										
Year	2026										
Toll Depositing Bank	State Bank Of India										
Bank Account No.	39177623786										
Transaction Type	Car/Jeep Count	Total Car/ Jeep Amount (in Rs.)	Bus/Truck Count	Total Bus / Truck Amount (in Rs.)	LCV Count	Total LCV Amount (in Rs.)	MAV (Multi Axle Vehicle Count)	Total MAV (Multi Axle Vehicle) Amount (in Rs.)	Three Axle Count	Three Axle Count Amount (in Rs.)	FASTag Debit Adjustment/ Chargeback Received from Bank (Net)
1	2	3	4	5	8	9	10	11	12	13	Note-5
Single Journey	6169	290319	634	123445	592	59124	1314	558108	0	0	1627
Monthly Pass Sales	1	419	0	0	0	0	0	0	0	0	0
Daily Pass Sales	3912	318523	435	124415	329	47903	362	222165	0	0	0
Local Pass Sales	0	0	0	0	0	0	0	0	0	0	0
Return Pass Sales	0	0	0	0	0	0	0	0	0	0	0
Double User Fee (FASTag Lane Violation) (Note-6)	307	33156	6	2292	4	768	2	1644	0	0	0
1.25 times User Fee via UPI (FASTag Lane Violation) (Note-9)	836	56430	24	5730	17	2040	25	12844	0	0	0

Traffic and Revenue Receivable (Annual Pass - Note 7)		
Transaction Type	Car/Jeep Count	Total Car/ Jeep Amount (in Rs.)
1	2	3
Annual Pass	1488	96501

Total Non-Tollable Traffic Count Entry Details (Note-2)						
Transaction Type	Car/Jeep Count	Bus/Truck Count	LCV Count	MAV (Multi Axle Vehicle Count)	Three Axle Count	
1	2	3	5	6	7	
Reuse & Exit	4774	647	381	443	0	
Exemption & Violation	5268	226	58	132	0	

Notes

1. Fee for Fastag vehicles passing two toll plazas, is collected at two plazas in few cases and therefore section wise traffic details will not be available at one plaza for same.
2. All Non-tollable traffic could not be recorded/reported due to unavailability of adequate Lanes & systems. Non-Tollable count includes Reuse of daily/return/monthly pass, exit trips, exemption and violations.
3. Reporting (FASTag/Cash/Card) - 12:00:00 AM to 11:59:59 PM.
4. Fastag Collection is net of Acquiring Bank Charges
5. FASTag Debit Adjustment/Chargeback Received from Bank (Net)
6. Double user fee (from cash vehicles entering dedicated Fastag lane) collected from vehicles are reported separately (count and revenue). These are included in vehicle category wise count and revenue.
7. Annual FASTag pass w.e.f. 15 August 2025 as per directions of MPEL vide letter no MPEL/DIC/2025/676 dated August 14, 2025.
8. Annual Pass Toll Revenue receivable (as given in the table above) is not included in the column 'Fee Collected'.
9. '1.25' times User Fee via UPI for vehicles without a valid FASTag w.e.f. 15 November 2025 as per directions of MPEL vide letter no MPEL/02/DIC/968 dated 10 November 2025.



MONTHLY/DAILY FEE STATEMENT

Project Highway: National Highway NH-48

Day/Month: 19-May-2026

Sr. No.	Name of Toll Plaza Location	Chainage
National Highway NH-48 (From Km. 20+400 to 131+200)		
1	Shedung	103+350

Type of Vehicle	For corresponding day/month of previous year 19-May-2025		For preceding day/month 18-May-2026		For the day/month reported upon 19-May-2026		
	No. of Vehicles	Fee collected (in lakh Rs.)	No. of Vehicles	Fee collected (in lakh Rs.)	Fee per Vehicle (in Rs.)	No. of Vehicles	Fee collected (in lakh Rs.)
1	2	3	4	5	6	7	8
A-Car (Note-7)	11628	664408	11225	698847	Note-1	11495	730681
B-LCV	921	93303	942	109835		1178	137343
C-Bus	1063	220589	1099	255882		1179	410163
D-Truck	0	0	0	0		0	0
E-Three-axle vehicle	0	0	0	0		0	0
F-Multi-axle Truck	1614	666042	1703	794761		1738	818552
G-Oversized vehicle	0	0	0	0		0	0
FASTag Debit Adjustment/ Chargeback Received from Bank (Net) (Note-5)	0	1324	0	1627	Note-5	0	692
H- Total	15226	1645666	14969	1860953		15590	2097431

Day/Month wise Opening Balance of Toll Collection & Traffic

Day	19										
Month	5										
Year	2026										
Toll Depositing Bank	State Bank Of India										
Bank Account No.	39177623786										
Transaction Type	Car/Jeep Count	Total Car/ Jeep Amount (in Rs.)	Bus/Truck Count	Total Bus / Truck Amount (in Rs.)	LCV Count	Total LCV Amount (in Rs.)	MAV (Multi Axle Vehicle Count)	Total MAV (Multi Axle Vehicle) Amount (in Rs.)	Three Axle Count	Three Axle Count Amount (in Rs.)	FASTag Debit Adjustment/ Chargeback Received from Bank (Net)
1	2	3	4	5	8	9	10	11	12	13	Note-5
Single Journey	5793	269254	687	133083	724	71955	1268	531935	0	0	692
Monthly Pass Sales	0	0	25	143250	0	0	0	0	0	0	0
Daily Pass Sales	4437	361784	437	125091	416	60396	429	263704	0	0	0
Local Pass Sales	0	0	0	0	0	0	0	0	0	0	0
Return Pass Sales	0	0	0	0	0	0	0	0	0	0	0
Double User Fee (FASTag Lane Violation) (Note-6)	352	38016	11	4202	6	1152	6	4932	0	0	0
1.25 times User Fee via UPI (FASTag Lane Violation) (Note-9)	913	61628	19	4536	32	3840	35	17981	0	0	0

Traffic and Revenue Receivable (Annual Pass - Note 7)		
Transaction Type	Car/Jeep Count	Total Car/ Jeep Amount (in Rs.)
1	2	3
Annual Pass	1492	96702

Total Non-Tollable Traffic Count Entry Details (Note-2)						
Transaction Type	Car/Jeep Count	Bus/Truck Count	LCV Count	MAV (Multi Axle Vehicle Count)	Three Axle Count	
1	2	3	5	6	7	
Reuse & Exit	5283	652	477	546	0	
Exemption & Violation	5043	225	53	176	0	

Notes

1. Fee for Fastag vehicles passing two toll plazas, is collected at two plazas in few cases and therefore section wise traffic details will not be available at one plaza for same.
2. All Non-tollable traffic could not be recorded/reported due to unavailability of adequate Lanes & systems. Non-Tollable count includes Reuse of daily/return/monthly pass, exit trips, exemption and violations.
3. Reporting (FASTag/Cash/Card) - 12:00:00 AM to 11:59:59 PM.
4. Fastag Collection is net of Acquiring Bank Charges
5. FASTag Debit Adjustment/Chargeback Received from Bank (Net)
6. Double user fee (from cash vehicles entering dedicated Fastag lane) collected from vehicles are reported separately (count and revenue). These are included in vehicle category wise count and revenue.
7. Annual FASTag pass w.e.f. 15 August 2025 as per directions of MPEL vide letter no MPEL/DIC/2025/676 dated August 14, 2025.
8. Annual Pass Toll Revenue receivable (as given in the table above) is not included in the column 'Fee Collected'.
9. '1.25' times User Fee via UPI for vehicles without a valid FASTag w.e.f. 15 November 2025 as per directions of MPEL vide letter no MPEL/02/DIC/968 dated 10 November 2025.



MONTHLY/DAILY FEE STATEMENT

Project Highway: National Highway NH-48

Day/Month: 20-May-2026

Sr. No.	Name of Toll Plaza Location	Chainage
1	Shedung National Highway NH-48 (From Km. 20+400 to 131+200)	103+350

Type of Vehicle	For corresponding day/month of previous year 20-May-2025		For preceding day/month 19-May-2026		For the day/month reported upon 20-May-2026		
	No. of Vehicles	Fee collected (in lakh Rs.)	No. of Vehicles	Fee collected (in lakh Rs.)	Fee per Vehicle (in Rs.)	No. of Vehicles	Fee collected (in lakh Rs.)
1	2	3	4	5	6	7	8
A-Car (Note-7)	11375	662528	11495	730681	Note-1	11580	738941
B-LCV	1070	107676	1178	137343		1135	132911
C-Bus	1110	229003	1179	410163		1170	273644
D-Truck	0	0	0	0		0	0
E-Three-axle vehicle	0	0	0	0		0	0
F-Multi-axle Truck	1678	689752	1738	818552		1739	820167
G-Oversized vehicle	0	0	0	0		0	0
FASTag Debit Adjustment/ Chargeback Received from Bank (Net) (Note-5)	0	842	0	692	Note-5	0	980
H- Total	15233	1689800	15590	2097431		15624	1966642

Day/Month wise Opening Balance of Toll Collection & Traffic

Day	20										
Month	5										
Year	2026										
Toll Depositing Bank	State Bank Of India										
Bank Account No.	39177623786										
Transaction Type	Car/Jeep Count	Total Car/ Jeep Amount (in Rs.)	Bus/Truck Count	Total Bus / Truck Amount (in Rs.)	LCV Count	Total LCV Amount (in Rs.)	MAV (Multi Axle Vehicle Count)	Total MAV (Multi Axle Vehicle) Amount (in Rs.)	Three Axle Count	Three Axle Count Amount (in Rs.)	FASTag Debit Adjustment/ Chargeback Received from Bank (Net)
1	2	3	4	5	8	9	10	11	12	13	Note-5
Single Journey	5852	275088	664	129427	676	66586	1278	536734	0	0	980
Monthly Pass Sales	1	419	0	0	0	0	0	0	0	0	0
Daily Pass Sales	4423	360833	455	129892	427	62269	430	264733	0	0	0
Local Pass Sales	0	0	0	0	0	0	0	0	0	0	0
Return Pass Sales	0	0	0	0	0	0	0	0	0	0	0
Double User Fee (FASTag Lane Violation) (Note-6)	360	38880	15	5730	3	576	9	7398	0	0	0
1.25 times User Fee via UPI (FASTag Lane Violation) (Note-9)	944	63720	36	8595	29	3480	22	11303	0	0	0

Traffic and Revenue Receivable (Annual Pass - Note 7)		
Transaction Type	Car/Jeep Count	Total Car/ Jeep Amount (in Rs.)
1	2	3
Annual Pass	1455	94620

Total Non-Tollable Traffic Count Entry Details (Note-2)					
Transaction Type	Car/Jeep Count	Bus/Truck Count	LCV Count	MAV (Multi Axle Vehicle Count)	Three Axle Count
1	2	3	5	6	7
Reuse & Exit	5228	666	495	520	0
Exemption & Violation	5130	236	59	130	0

Notes

1. Fee for Fastag vehicles passing two toll plazas, is collected at two plazas in few cases and therefore section wise traffic details will not be available at one plaza for same.
2. All Non-tollable traffic could not be recorded/reported due to unavailability of adequate Lanes & systems. Non-Tollable count includes Reuse of daily/return/monthly pass, exit trips, exemption and violations.
3. Reporting (FASTag/Cash/Card) - 12:00:00 AM to 11:59:59 PM.
4. Fastag Collection is net of Acquiring Bank Charges
5. FASTag Debit Adjustment/Chargeback Received from Bank (Net)
6. Double user fee (from cash vehicles entering dedicated Fastag lane) collected from vehicles are reported separately (count and revenue). These are included in vehicle category wise count and revenue.
7. Annual FASTag pass w.e.f. 15 August 2025 as per directions of MPEL vide letter no MPEL/DIC/2025/676 dated August 14, 2025.
8. Annual Pass Toll Revenue receivable (as given in the table above) is not included in the column 'Fee Collected'.
9. '1.25' times User Fee via UPI for vehicles without a valid FASTag w.e.f. 15 November 2025 as per directions of MPEL vide letter no MPEL/02/DIC/968 dated 10 November 2025.



MONTHLY/DAILY FEE STATEMENT

Project Highway: National Highway NH-48

Day/Month: 21-May-2026

Sr. No.	Name of Toll Plaza Location	Chainage
National Highway NH-48 (From Km. 20+400 to 131+200)		
1	Shedung	103+350

Type of Vehicle	For corresponding day/month of previous year 21-May-2025		For preceding day/month 20-May-2026		For the day/month reported upon 21-May-2026		
	No. of Vehicles	Fee collected (in lakh Rs.)	No. of Vehicles	Fee collected (in lakh Rs.)	Fee per Vehicle (in Rs.)	No. of Vehicles	Fee collected (in lakh Rs.)
1	2	3	4	5	6	7	8
A-Car (Note-7)	11702	679627	11580	738941	Note-1	11534	732165
B-LCV	1116	111794	1135	132911		1121	129901
C-Bus	1176	358437	1170	273644		1169	267728
D-Truck	0	0	0	0		0	0
E-Three-axle vehicle	0	0	0	0		0	0
F-Multi-axle Truck	1790	735650	1739	820167		1729	817629
G-Oversized vehicle	0	0	0	0		0	0
FASTag Debit Adjustment/ Chargeback Received from Bank (Net) (Note-5)	0	107	0	980	Note-5	0	868
H- Total	15784	1885615	15624	1966642		15553	1948290

Day/Month wise Opening Balance of Toll Collection & Traffic

Day	21										
Month	5										
Year	2026										
Toll Depositing Bank	State Bank Of India										
Bank Account No.	39177623786										
Transaction Type	Car/Jeep Count	Total Car/ Jeep Amount (in Rs.)	Bus/Truck Count	Total Bus / Truck Amount (in Rs.)	LCV Count	Total LCV Amount (in Rs.)	MAV (Multi Axle Vehicle Count)	Total MAV (Multi Axle Vehicle) Amount (in Rs.)	Three Axle Count	Three Axle Count Amount (in Rs.)	FASTag Debit Adjustment/ Chargeback Received from Bank (Net)
1	2	3	4	5	8	9	10	11	12	13	Note-5
Single Journey	5934	278798	705	135538	700	68858	1255	527841	0	0	868
Monthly Pass Sales	0	0	0	0	0	0	0	0	0	0	0
Daily Pass Sales	4320	352225	436	124645	391	57011	447	274375	0	0	0
Local Pass Sales	0	0	0	0	0	0	0	0	0	0	0
Return Pass Sales	0	0	0	0	0	0	0	0	0	0	0
Double User Fee (FASTag Lane Violation) (Note-6)	364	39312	6	2292	6	1152	5	4110	0	0	0
1.25 times User Fee via UPI (FASTag Lane Violation) (Note-9)	916	61830	22	5253	24	2880	22	11303	0	0	0

Traffic and Revenue Receivable (Annual Pass - Note 7)		
Transaction Type	Car/Jeep Count	Total Car/ Jeep Amount (in Rs.)
1	2	3
Annual Pass	1451	94553

Total Non-Tollable Traffic Count Entry Details (Note-2)						
Transaction Type	Car/Jeep Count	Bus/Truck Count	LCV Count	MAV (Multi Axle Vehicle Count)	Three Axle Count	
1	2	3	5	6	7	
Reuse & Exit	5125	654	478	608	0	
Exemption & Violation	5118	233	36	148	0	

Notes

1. Fee for Fastag vehicles passing two toll plazas, is collected at two plazas in few cases and therefore section wise traffic details will not be available at one plaza for same.
2. All Non-tollable traffic could not be recorded/reported due to unavailability of adequate Lanes & systems. Non-Tollable count includes Reuse of daily/return/monthly pass, exit trips, exemption and violations.
3. Reporting (FASTag/Cash/Card) - 12:00:00 AM to 11:59:59 PM.
4. Fastag Collection is net of Acquiring Bank Charges
5. FASTag Debit Adjustment/Chargeback Received from Bank (Net)
6. Double user fee (from cash vehicles entering dedicated Fastag lane) collected from vehicles are reported separately (count and revenue). These are included in vehicle category wise count and revenue.
7. Annual FASTag pass w.e.f. 15 August 2025 as per directions of MPEL vide letter no MPEL/DIC/2025/676 dated August 14, 2025.
8. Annual Pass Toll Revenue receivable (as given in the table above) is not included in the column 'Fee Collected'.
9. '1.25' times User Fee via UPI for vehicles without a valid FASTag w.e.f. 15 November 2025 as per directions of MPEL vide letter no MPEL/02/DIC/968 dated 10 November 2025.



MONTHLY/DAILY FEE STATEMENT

Project Highway: National Highway NH-48

Day/Month: 22-May-2026

Sr. No.	Name of Toll Plaza Location	Chainage
1	Shedung National Highway NH-48 (From Km. 20+400 to 131+200)	103+350

Type of Vehicle	For corresponding day/month of previous year 22-May-2025		For preceding day/month 21-May-2026		For the day/month reported upon 22-May-2026		
	No. of Vehicles	Fee collected (in lakh Rs.)	No. of Vehicles	Fee collected (in lakh Rs.)	Fee per Vehicle (in Rs.)	No. of Vehicles	Fee collected (in lakh Rs.)
1	2	3	4	5	6	7	8
A-Car (Note-7)	11741	676250	11534	732165		12144	758784
B-LCV	1171	118798	1121	129901		1148	133089
C-Bus	1163	236474	1169	267728		1150	268537
D-Truck	0	0	0	0	Note-1	0	0
E-Three-axle vehicle	0	0	0	0		0	0
F-Multi-axle Truck	1874	777636	1729	817629		1701	800093
G-Oversized vehicle	0	0	0	0		0	0
FASTag Debit Adjustment/ Chargeback Received from Bank (Net) (Note-5)	0	1039	0	868	Note-5	0	1241
H- Total	15949	1810196	15553	1948290		16143	1961743

Day/Month wise Opening Balance of Toll Collection & Traffic

Day	22										
Month	5										
Year	2026										
Toll Depositing Bank	State Bank Of India										
Bank Account No.	39177623786										
Transaction Type	Car/Jeep Count	Total Car/ Jeep Amount (in Rs.)	Bus/Truck Count	Total Bus / Truck Amount (in Rs.)	LCV Count	Total LCV Amount (in Rs.)	MAV (Multi Axle Vehicle Count)	Total MAV (Multi Axle Vehicle) Amount (in Rs.)	Three Axle Count	Three Axle Count Amount (in Rs.)	FASTag Debit Adjustment/ Chargeback Received from Bank (Net)
1	2	3	4	5	8	9	10	11	12	13	Note-5
Single Journey	6651	313721	662	128995	718	70822	1282	544570	0	0	1241
Monthly Pass Sales	0	0	0	0	0	0	0	0	0	0	0
Daily Pass Sales	4217	343907	452	129371	404	58931	399	244322	0	0	0
Local Pass Sales	0	0	0	0	0	0	0	0	0	0	0
Return Pass Sales	0	0	0	0	0	0	0	0	0	0	0
Double User Fee (FASTag Lane Violation) (Note-6)	371	40068	11	4202	3	576	3	2466	0	0	0
1.25 times User Fee via UPI (FASTag Lane Violation) (Note-9)	905	61088	25	5969	23	2760	17	8734	0	0	0

Traffic and Revenue Receivable (Annual Pass - Note 7)		
Transaction Type	Car/Jeep Count	Total Car/ Jeep Amount (in Rs.)
1	2	3
Annual Pass	1492	96635

Total Non-Tollable Traffic Count Entry Details (Note-2)						
Transaction Type	Car/Jeep Count	Bus/Truck Count	LCV Count	MAV (Multi Axle Vehicle Count)	Three Axle Count	
1	2	3	5	6	7	
Reuse & Exit	5038	674	487	553	0	
Exemption & Violation	4914	227	54	128	0	

- Notes**
1. Fee for Fastag vehicles passing two toll plazas, is collected at two plazas in few cases and therefore section wise traffic details will not be available at one plaza for same.
 2. All Non-tollable traffic could not be recorded/reported due to unavailability of adequate Lanes & systems. Non-Tollable count includes Reuse of daily/return/monthly pass, exit trips, exemption and violations.
 3. Reporting (FASTag/Cash/Card) - 12:00:00 AM to 11:59:59 PM.
 4. Fastag Collection is net of Acquiring Bank Charges
 5. FASTag Debit Adjustment/Chargeback Received from Bank (Net)
 6. Double user fee (from cash vehicles entering dedicated Fastag lane) collected from vehicles are reported separately (count and revenue). These are included in vehicle category wise count and revenue.
 7. Annual FASTag pass w.e.f. 15 August 2025 as per directions of MPEL vide letter no MPEL/DIC/2025/676 dated August 14, 2025.
 8. Annual Pass Toll Revenue receivable (as given in the table above) is not included in the column 'Fee Collected'.
 9. '1.25' times User Fee via UPI for vehicles without a valid FASTag w.e.f. 15 November 2025 as per directions of MPEL vide letter no MPEL/02/DIC/968 dated 10 November 2025.



MONTHLY/DAILY FEE STATEMENT

Project Highway: National Highway NH-48

Day/Month: 23-May-2026

Sr. No.	Name of Toll Plaza Location	Chainage
1	Shedung National Highway NH-48 (From Km. 20+400 to 131+200)	103+350

Type of Vehicle	For corresponding day/month of previous year 23-May-2025		For preceding day/month 22-May-2026		For the day/month reported upon 23-May-2026		
	No. of Vehicles	Fee collected (in lakh Rs.)	No. of Vehicles	Fee collected (in lakh Rs.)	Fee per Vehicle (in Rs.)	No. of Vehicles	Fee collected (in lakh Rs.)
1	2	3	4	5	6	7	8
A-Car (Note-7)	12886	736421	12144	758784	Note-1	15397	978366
B-LCV	1103	111252	1148	133089		1159	134699
C-Bus	1138	233946	1150	268537		1125	261712
D-Truck	0	0	0	0		0	0
E-Three-axle vehicle	0	0	0	0		0	0
F-Multi-axle Truck	1733	708162	1701	800093		1794	848792
G-Oversized vehicle	0	0	0	0		0	0
FASTag Debit Adjustment/ Chargeback Received from Bank (Net) (Note-5)	0	376	0	1241	Note-5	0	0
H- Total	16860	1790157	16143	1961743		19475	2223569

Day/Month wise Opening Balance of Toll Collection & Traffic

Day	23										
Month	5										
Year	2026										
Toll Depositing Bank	State Bank Of India										
Bank Account No.	39177623786										
Transaction Type	Car/Jeep Count	Total Car/ Jeep Amount (in Rs.)	Bus/Truck Count	Total Bus / Truck Amount (in Rs.)	LCV Count	Total LCV Amount (in Rs.)	MAV (Multi Axle Vehicle Count)	Total MAV (Multi Axle Vehicle) Amount (in Rs.)	Three Axle Count	Three Axle Count Amount (in Rs.)	FASTag Debit Adjustment/ Chargeback Received from Bank (Net)
1	2	3	4	5	8	9	10	11	12	13	Note-5
Single Journey	8650	432722	652	127030	728	72475	1318	557065	0	0	0
Monthly Pass Sales	1	419	0	0	0	0	0	0	0	0	0
Daily Pass Sales	5113	415841	422	120930	402	58239	458	280938	0	0	0
Local Pass Sales	0	0	0	0	0	0	0	0	0	0	0
Return Pass Sales	0	0	0	0	0	0	0	0	0	0	0
Double User Fee (FASTag Lane Violation) (Note-6)	473	51084	11	4202	7	1344	5	4110	0	0	0
1.25 times User Fee via UPI (FASTag Lane Violation) (Note-9)	1160	78300	40	9550	22	2640	13	6679	0	0	0

Traffic and Revenue Receivable (Annual Pass - Note 7)		
Transaction Type	Car/Jeep Count	Total Car/ Jeep Amount (in Rs.)
1	2	3
Annual Pass	1680	108588

Total Non-Tollable Traffic Count Entry Details (Note-2)						
Transaction Type	Car/Jeep Count	Bus/Truck Count	LCV Count	MAV (Multi Axle Vehicle Count)	Three Axle Count	
1	2	3	5	6	7	
Reuse & Exit	5891	645	445	633	0	
Exemption & Violation	5049	212	53	169	0	

Notes

1. Fee for Fastag vehicles passing two toll plazas, is collected at two plazas in few cases and therefore section wise traffic details will not be available at one plaza for same.
2. All Non-tollable traffic could not be recorded/reported due to unavailability of adequate Lanes & systems. Non-Tollable count includes Reuse of daily/return/monthly pass, exit trips, exemption and violations.
3. Reporting (FASTag/Cash/Card) - 12:00:00 AM to 11:59:59 PM.
4. Fastag Collection is net of Acquiring Bank Charges
5. FASTag Debit Adjustment/Chargeback Received from Bank (Net)
6. Double user fee (from cash vehicles entering dedicated Fastag lane) collected from vehicles are reported separately (count and revenue). These are included in vehicle category wise count and revenue.
7. Annual FASTag pass w.e.f. 15 August 2025 as per directions of MPEL vide letter no MPEL/DIC/2025/676 dated August 14, 2025.
8. Annual Pass Toll Revenue receivable (as given in the table above) is not included in the column 'Fee Collected'.
9. '1.25' times User Fee via UPI for vehicles without a valid FASTag w.e.f. 15 November 2025 as per directions of MPEL vide letter no MPEL/02/DIC/968 dated 10 November 2025.



MONTHLY/DAILY FEE STATEMENT

Project Highway: National Highway NH-48 Day/Month: 24-May-2026

Sr. No.	Name of Toll Plaza Location	Chainage
1	National Highway NH-48 (from Km. 20+400 to 131+200) Shedung	103+350

Type of Vehicle	For corresponding day/month of previous year 24-May-2025		For preceding day/month 23-May-2026		For the day/month reported upon 24-May-2026		
	No. of Vehicles	Fee collected (in lakh Rs.)	No. of Vehicles	Fee collected (in lakh Rs.)	Fee per Vehicle (in Rs.)	No. of Vehicles	Fee collected (in lakh Rs.)
1	2	3	4	5	6	7	8
A-Car (Note-7)	17100	976262	15397	978366	Note-1	15225	969488
B-LCV	1162	114311	1159	134699		739	83876
C-Bus	1112	226963	1125	261712		816	192821
D-Truck	0	0	0	0		0	0
E-Three-axle vehicle	0	0	0	0		0	0
F-Multi-axle Truck	1796	733621	1794	848792		1354	625360
G-Oversized vehicle	0	0	0	0		0	0
FASTag Debit Adjustment/ Chargeback Received from Bank (Net) (Note-5)	0	0	0	0	Note-5	0	0
H-Total	21170	2051157	19475	2223569		18134	1871546

Day/Month wise Opening Balance of Toll Collection & Traffic

Day	24
Month	5
Year	2026
Toll Depositing Bank	State Bank Of India
Bank Account No.	39177623786

Transaction Type	Car/Jeep Count	Total Car/Jeep Amount (in Rs.)	Bus/Truck Count	Total Bus/Truck Amount (in Rs.)	LCV Count	Total LCV Amount (in Rs.)	MAV (Multi Axle Vehicle Count)	Total MAV (Multi Axle Vehicle) Amount (in Rs.)	Three Axle Count	Three Axle Count Amount (in Rs.)	FASTag Debit Adjustment/Chargeback Received from Bank (Net)
1	2	3	4	5	8	9	10	11	12	13	Note-5
Single Journey	8665	435944	458	89506	504	49459	1056	444414	0	0	0
Monthly Pass Sales	0	0	0	0	0	0	0	0	0	0	0
Daily Pass Sales	4877	396573	328	93860	216	31561	286	174781	0	0	0
Local Pass Sales	0	0	0	0	0	0	0	0	0	0	0
Return Pass Sales	0	0	0	0	0	0	0	0	0	0	0
Double User Fee (FASTag Lane Violation) (Note-6)	577	62316	16	6112	8	1536	0	0	0	0	0
1.25 times User Fee via UPI (FASTag Lane Violation) (Note-9)	1106	74655	14	3343	11	1320	12	6165	0	0	0

Traffic and Revenue Receivable (Annual Pass - Note 7)		
Transaction Type	Car/Jeep Count	Total Car/Jeep Amount (in Rs.)
1	2	3
Annual Pass	1448	94553

Total Non-Tollable Traffic Count Entry Details (Note-2)					
Transaction Type	Car/Jeep Count	Bus/Truck Count	LCV Count	MAV (Multi Axle Vehicle Count)	Three Axle Count
1	2	3	5	6	7
Reuse & Exit	5480	538	263	383	0
Exemption & Violation	5091	194	28	104	0

Notes

1. Fee for Fastag vehicles passing two toll plazas, is collected at two plazas in few cases and therefore section wise traffic details will not be available at one plaza for same.
2. All Non-tollable traffic could not be recorded/reported due to unavailability of adequate Lanes & systems. Non-Tollable count includes Reuse of daily/return/monthly pass, exit trips, exemption and violations.
3. Reporting (FASTag/Cash/Card) - 12.00.00 AM to 11:59:59 PM.
4. Fastag Collection is net of Acquiring Bank Charges
5. FASTag Debit Adjustment/Chargeback Received from Bank (Net)
6. Double user fee (from cash vehicles entering dedicated Fastag lane) collected from vehicles are reported separately (count and revenue). These are included in vehicle category wise count and revenue.
7. Annual FASTag pass w.e.f. 15 August 2025 as per directions of MPCL vide letter no MPCL/DIC/2025/676 dated August 14, 2025.
8. Annual Pass Toll Revenue receivable (as given in the table above) is not included in the column 'Fee Collected'.
9. '1.25' times User Fee via UPI for vehicles without a valid FASTag w.e.f. 15 November 2025 as per directions of MPCL vide letter no MPCL/02/DIC/968 dated 10 November 2025.



MONTHLY/DAILY FEE STATEMENT

Project Highway: National Highway NH-48

Day/Month: 25-May-2026

Sr. No.	Name of Toll Plaza Location	Chainage
National Highway NH-48 (from Km. 20+400 to 131+200)		
1	Shedung	103+350

Type of Vehicle	For corresponding day/month of previous year 25-May-2025		For preceding day/month 24-May-2026		For the day/month reported upon 25-May-2026		
	No. of Vehicles	Fee collected (in lakh Rs.)	No. of Vehicles	Fee collected (in lakh Rs.)	Fee per Vehicle (in Rs.)	No. of Vehicles	Fee collected (in lakh Rs.)
1	2	3	4	5	6	7	8
A-Car (Note-7)	17138	996862	15225	969488	Note-1	11668	732378
B-LCV	724	69151	739	83876		950	108940
C-Bus	779	156578	816	192821		1024	238804
D-Truck	0	0	0	0		0	0
E-Three-axle vehicle	0	0	0	0		0	0
F-Multi-axle Truck	1331	534924	1354	625360		1601	756325
G-Over-sized vehicle	0	0	0	0		0	0
FASTag Debit Adjustment/ Chargeback Received from Bank (Net) (Note-5)	0	0	0	0	Note-5	0	1554
H- Total	19972	1757514	18134	1871546		15243	1838002

Day/Month wise Opening Balance of Toll Collection & Traffic

Day	25
Month	5
Year	2026
Toll Depositing Bank	State Bank Of India
Bank Account No.	39177623786

Transaction Type	Car/Jeep Count	Total Car/ Jeep Amount (in Rs.)	Bus/Truck Count	Total Bus / Truck Amount (in Rs.)	LCV Count	Total LCV Amount (in Rs.)	MAV (Multi Axle Vehicle Count)	Total MAV (Multi Axle Vehicle) Amount (in Rs.)	Three Axle Count	Three Axle Count Amount (in Rs.)	FASTag Debit Adjustment/ Chargeback Received from Bank (Net)
1	2	3	4	5	8	9	10	11	12	13	Note-5
Single Journey	6288	300034	584	113469	617	61059	1196	508602	0	0	1554
Monthly Pass Sales	1	419	0	0	0	0	0	0	0	0	0
Daily Pass Sales	4047	329217	411	117552	306	44353	391	239606	0	0	0
Local Pass Sales	0	0	0	0	0	0	0	0	0	0	0
Return Pass Sales	0	0	0	0	0	0	0	0	0	0	0
Double User Fee (FASTag Lane Violation) (Note-6)	316	34128	6	2292	4	768	3	2466	0	0	0
1.25 times User Fee via UPI (FASTag Lane Violation) (Note-9)	1016	68580	23	5491	23	2760	11	5651	0	0	0

Traffic and Revenue Receivable (Annual Pass - Note 7)		
Transaction Type	Car/Jeep Count	Total Car/ Jeep Amount (in Rs.)
1	2	3
Annual Pass	1547	100261

Total Non-Tollable Traffic Count Entry Details (Note-2)					
Transaction Type	Car/Jeep Count	Bus/Truck Count	LCV Count	MAV (Multi Axle Vehicle Count)	Three Axle Count
1	2	3	5	6	7
Reuse & Exit	4866	630	373	492	0
Exemption & Violation	5011	218	59	161	0

Notes

1. Fee for Fastag vehicles passing two toll plazas, is collected at two plazas in few cases and therefore section wise traffic details will not be available at one plaza for same.
2. All Non-tollable traffic could not be recorded/reported due to unavailability of adequate Lanes & systems. Non-Tollable count includes Reuse of daily/return/monthly pass, exit trips, exemption and violations.
3. Reporting (FASTag/Cash/Card) - 12:00:00 AM to 11:59:59 PM.
4. Fastag Collection is net of Acquiring Bank Charges
5. FASTag Debit Adjustment/Chargeback Received from Bank (Net)
6. Double user fee (from cash vehicles entering dedicated Fastag lane) collected from vehicles are reported separately (count and revenue). These are included in vehicle category wise count and revenue.
7. Annual FASTag pass w.e.f. 15 August 2025 as per directions of MPCL vide letter no MPCL/DIC/2025/676 dated August 14, 2025.
8. Annual Pass Toll Revenue receivable (as given in the table above) is not included in the column 'Fee Collected'.
9. '1.25' times User Fee via UPI for vehicles without a valid FASTag w.e.f. 15 November 2025 as per directions of MPCL vide letter no MPCL/02/DIC/968 dated 10 November 2025.



MONTHLY/DAILY FEE STATEMENT

Project Highway: National Highway NH-48

Day/Month: 26-May-2026

Sr. No.	Name of Toll Plaza Location	Chainage
National Highway NH-48 (from Km. 20+400 to 131+200)		
1	Shedung	103+350

Type of Vehicle	For corresponding day/month of previous year 26-May-2025		For preceding day/month 25-May-2026		For the day/month reported upon 26-May-2026		
	No. of Vehicles	Fee collected (in lakh Rs.)	No. of Vehicles	Fee collected (in lakh Rs.)	Fee per Vehicle (in Rs.)	No. of Vehicles	Fee collected (in lakh Rs.)
1	2	3	4	5	6	7	8
A-Car (Note-7)	10234	580422	11668	732378	Note-1	11312	724188
B-LCV	838	83788	950	108940		1152	134312
C-Bus	946	188232	1024	238804		1198	281020
D-Truck	0	0	0	0		0	0
E-Three-axle vehicle	0	0	0	0		0	0
F-Multi-axle Truck	1358	539540	1601	756325		1813	855616
G-Oversized vehicle	0	0	0	0		0	0
FASTag Debit Adjustment/ Chargeback Received from Bank (Net) (Note-5)	0	1306	0	1554	Note-5	0	522
H- Total	13376	1393288	15243	1838002		15475	1995658

Day/Month wise Opening Balance of Toll Collection & Traffic

Day	26
Month	5
Year	2026
Toll Depositing Bank	State Bank Of India
Bank Account No.	39177623786

Transaction Type	Car/Jeep Count	Total Car/ Jeep Amount (in Rs.)	Bus/Truck Count	Total Bus / Truck Amount (in Rs.)	LCV Count	Total LCV Amount (in Rs.)	MAV (Multi Axle Vehicle Count)	Total MAV (Multi Axle Vehicle) Amount (in Rs.)	Three Axle Count	Three Axle Count Amount (in Rs.)	FASTag Debit Adjustment/ Chargeback Received from Bank (Net)
1	2	3	4	5	8	9	10	11	12	13	Note-5
Single Journey	5685	266879	671	130301	708	70139	1313	550755	0	0	522
Monthly Pass Sales	0	0	0	0	0	0	0	0	0	0	0
Daily Pass Sales	4314	351887	484	138734	419	60813	479	293455	0	0	0
Local Pass Sales	0	0	0	0	0	0	0	0	0	0	0
Return Pass Sales	0	0	0	0	0	0	0	0	0	0	0
Double User Fee (FASTag Lane Violation) (Note-6)	413	44604	12	4584	5	960	2	1644	0	0	0
1.25 times User Fee via UPI (FASTag Lane Violation) (Note-9)	900	60819	31	7401	20	2400	19	9761	0	0	0

Traffic and Revenue Receivable (Annual Pass - Note 7)		
Transaction Type	Car/Jeep Count	Total Car/ Jeep Amount (in Rs.)
1	2	3
Annual Pass	1413	90121

Total Non-Tollable Traffic Count Entry Details (Note-2)					
Transaction Type	Car/Jeep Count	Bus/Truck Count	LCV Count	MAV (Multi Axle Vehicle Count)	Three Axle Count
1	2	3	5	6	7
Reuse & Exit	5080	695	491	625	0
Exemption & Violation	5132	212	45	176	0



Notes

1. Fee for Fastag vehicles passing two toll plazas, is collected at two plazas in few cases and therefore section wise traffic details will not be available at one plaza for same.
2. All Non-tollable traffic could not be recorded/reported due to unavailability of adequate Lanes & systems. Non-Tollable count includes Reuse of daily/return/monthly pass, exit trips, exemption and violations.
3. Reporting (FASTag/Cash/Card) - 12:00:00 AM to 11:59:59 PM.
4. Fastag Collection is net of Acquiring Bank Charges
5. FASTag Debit Adjustment/Chargeback Received from Bank (Net)
6. Double user fee (from cash vehicles entering dedicated Fastag lane) collected from vehicles are reported separately (count and revenue). These are included in vehicle category wise count and revenue.
7. Annual FASTag pass w.e.f. 15 August 2025 as per directions of MPEL vide letter no MPEL/DIC/2025/676 dated August 14, 2025.
8. Annual Pass Toll Revenue receivable (as given in the table above) is not included in the column 'Fee Collected'.
9. '1.25' times User Fee via UPI for vehicles without a valid FASTag w.e.f. 15 November 2025 as per directions of MPEL vide letter no MPEL/02/DIC/968 dated 10 November 2025.

MONTHLY/DAILY FEE STATEMENT

Project Highway: National Highway NH-48

Day/Month: 27-May-2026

Sr. No.	Name of Toll Plaza Location	Chainage
National Highway NH-48 (from Km. 20+400 to 131+200)		
1	Shedung	103+350

Type of Vehicle	For corresponding day/month of previous year 27-May-2025		For preceding day/month 26-May-2026		For the day/month reported upon 27-May-2026		
	No. of Vehicles	Fee collected (in lakh Rs.)	No. of Vehicles	Fee collected (in lakh Rs.)	Fee per Vehicle (in Rs.)	No. of Vehicles	Fee collected (in lakh Rs.)
1	2	3	4	5	6	7	8
A-Car (Note-7)	10610	616193	11312	724188	Note-1	11219	712318
B-LCV	1102	109972	1152	134312		1165	137247
C-Bus	972	197248	1198	281020		1221	285147
D-Truck	0	0	0	0		0	0
E-Three-axle vehicle	0	0	0	0		0	0
F-Multi-axle Truck	1665	663532	1813	855616		1743	823128
G-Over-sized vehicle	0	0	0	0		0	0
FASTag Debit Adjustment/ Chargeback Received from Bank (Net) (Note-5)	0	893	0	522	Note-5	0	511
H- Total	14349	1587839	15475	1995658		15348	1958350

Day/Month wise Opening Balance of Toll Collection & Traffic

Day	27
Month	5
Year	2026
Toll Depositing Bank	State Bank Of India
Bank Account No.	39177623786

Transaction Type	Car/Jeep Count	Total Car/ Jeep Amount (in Rs.)	Bus/Truck Count	Total Bus / Truck Amount (in Rs.)	LCV Count	Total LCV Amount (in Rs.)	MAV (Multi Axle Vehicle Count)	Total MAV (Multi Axle Vehicle) Amount (in Rs.)	Three Axle Count	Three Axle Count Amount (in Rs.)	FASTag Debit Adjustment/ Chargeback Received from Bank (Net)
1	2	3	4	5	8	9	10	11	12	13	Note-5
Single Journey	5866	277250	700	136363	693	68803	1285	543810	0	0	511
Monthly Pass Sales	1	1617	0	0	0	0	0	0	0	0	0
Daily Pass Sales	4156	338666	488	139616	446	64820	436	267399	0	0	0
Local Pass Sales	0	0	0	0	0	0	0	0	0	0	0
Return Pass Sales	0	0	0	0	0	0	0	0	0	0	0
Double User Fee (FASTag Lane Violation) (Note-6)	347	37476	9	3438	7	1344	2	1644	0	0	0
1.25 times User Fee via UPI (FASTag Lane Violation) (Note-9)	849	57308	24	5730	19	2280	20	10275	0	0	0

Traffic and Revenue Receivable (Annual Pass - Note 7)		
Transaction Type	Car/Jeep Count	Total Car/ Jeep Amount (in Rs.)
1	2	3
Annual Pass	1528	97777

Total Non-Tollable Traffic Count Entry Details (Note-2)					
Transaction Type	Car/Jeep Count	Bus/Truck Count	LCV Count	MAV (Multi Axle Vehicle Count)	Three Axle Count
1	2	3	5	6	7
Reuse & Exit	4963	683	527	617	0
Exemption & Violation	4926	200	55	130	0

Notes

1. Fee for Fastag vehicles passing two toll plazas, is collected at two plazas in few cases and therefore section wise traffic details will not be available at one plaza for same.
2. All Non-tollable traffic could not be recorded/reported due to unavailability of adequate Lanes & systems. Non-Tollable count includes Reuse of daily/return/monthly pass, exit trips, exemption and violations.
3. Reporting (FASTag/Cash/Card) - 12:00:00 AM to 11:59:59 PM.
4. Fastag Collection is net of Acquiring Bank Charges
5. FASTag Debit Adjustment/Chargeback Received from Bank (Net)
6. Double user fee (from cash vehicles entering dedicated Fastag lane) collected from vehicles are reported separately (count and revenue). These are included in vehicle category wise count and revenue.
7. Annual FASTag pass w.e.f. 15 August 2025 as per directions of MPCL/DIC/2025/676 dated August 14, 2025.
8. Annual Pass Toll Revenue receivable (as given in the table above) is not included in the column 'Fee Collected'.
9. '1.25' times User Fee via UPI for vehicles without a valid FASTag w.e.f. 15 November 2025 as per directions of MPCL/DIC/968 dated 10 November 2025.



MONTHLY/DAILY FEE STATEMENT

Project Highway: National Highway NH-48

Day/Month: 28-May-2026

Sr. No.	Name of Toll Plaza Location	Chainage
National Highway NH-48 (from Km. 20+400 to 131+200)		
1	Shedung	103+350

Type of Vehicle	For corresponding day/month of previous year 28-May-2025		For preceding day/month 27-May-2026		For the day/month reported upon 28-May-2026		
	No. of Vehicles	Fee collected (in lakh Rs.)	No. of Vehicles	Fee collected (in lakh Rs.)	Fee per Vehicle (in Rs.)	Fee collected (in lakh Rs.)	
1	2	3	4	5	6	7	
A-Car (Note-7)	11349	661924	11219	712318	Note-1	11528	736086
B-LCV	1111	113812	1165	137247		996	116579
C-Bus	1113	229183	1221	285147		1016	235456
D-Truck	0	0	0	0		0	0
E-Three-axle vehicle	0	0	0	0		0	0
F-Multi-axle Truck	1746	697777	1743	823128		1548	720311
G-Oversized vehicle	0	0	0	0		0	0
FASTag Debit Adjustment/ Chargeback Received from Bank (Net) (Note-5)	0	884	0	511	Note-5	0	0
H- Total	15319	1703580	15348	1958350		15088	1808432

Day/Month wise Opening Balance of Toll Collection & Traffic

Day	28
Month	5
Year	2026
Toll Depositing Bank	State Bank Of India
Bank Account No.	39177623786

Transaction Type	Car/Jeep Count	Total Car/ Jeep Amount (in Rs.)	Bus/Truck Count	Total Bus / Truck Amount (in Rs.)	LCV Count	Total LCV Amount (in Rs.)	MAV (Multi Axle Vehicle Count)	Total MAV (Multi Axle Vehicle) Amount (in Rs.)	Three Axle Count	Three Axle Count Amount (in Rs.)	FASTag Debit Adjustment/ Chargeback Received from Bank (Net)
1	2	3	4	5	8	9	10	11	12	13	Note-5
Single Journey	6026	290497	604	117472	609	60581	1182	496797	0	0	0
Monthly Pass Sales	1	419	0	0	0	0	0	0	0	0	0
Daily Pass Sales	4326	352411	386	110488	361	52382	353	216527	0	0	0
Local Pass Sales	0	0	0	0	0	0	0	0	0	0	0
Return Pass Sales	0	0	0	0	0	0	0	0	0	0	0
Double User Fee (FASTag Lane Violation) (Note-6)	332	35856	9	3438	3	576	1	822	0	0	0
1.25 times User Fee via UPI (FASTag Lane Violation) (Note-9)	843	56903	17	4059	23	3041	12	6165	0	0	0

Traffic and Revenue Receivable (Annual Pass - Note 7)		
Transaction Type	Car/Jeep Count	Total Car/ Jeep Amount (in Rs.)
1	2	3
Annual Pass	1410	91061

Total Non-Tollable Traffic Count Entry Details (Note-2)					
Transaction Type	Car/Jeep Count	Bus/Truck Count	LCV Count	MAV (Multi Axle Vehicle Count)	Three Axle Count
1	2	3	5	6	7
Reuse & Exit	5055	598	425	453	0
Exemption & Violation	4972	220	68	100	0



Notes

1. Fee for Fastag vehicles passing two toll plazas, is collected at two plazas in few cases and therefore section wise traffic details will not be available at one plaza for same.
2. All Non-tollable traffic could not be recorded/reported due to unavailability of adequate Lanes & systems. Non-Tollable count includes Reuse of daily/return/monthly pass, exit trips, exemption and violations.
3. Reporting (FASTag/Cash/Card) - 12:00:00 AM to 11:59:59 PM.
4. Fastag Collection is net of Acquiring Bank Charges
5. FASTag Debit Adjustment/Chargeback Received from Bank (Net)
6. Double user fee (from cash vehicles entering dedicated Fastag lane) collected from vehicles are reported separately (count and revenue). These are included in vehicle category wise count and revenue.
7. Annual FASTag pass w.e.f. 15 August 2025 as per directions of MPEL vide letter no MPEL/DIC/2025/676 dated August 14, 2025.
8. Annual Pass Toll Revenue receivable (as given in the table above) is not included in the column 'Fee Collected'.
9. '1.25' times User Fee via UPI for vehicles without a valid FASTag w.e.f. 15 November 2025 as per directions of MPEL vide letter no MPEL/02/DIC/968 dated 10 November 2025.

MONTHLY/DAILY FEE STATEMENT

Project Highway: National Highway NH-48

Day/Month: 29-May-2026

Sr. No.	Name of Toll Plaza Location	Chainage
National Highway NH-48 (from Km. 20+400 to 131+200)		
1	Shedung	103+350

Type of Vehicle	For corresponding day/month of previous year 29-May-2025		For preceding day/month 28-May-2026		For the day/month reported upon 29-May-2026		
	No. of Vehicles	Fee collected (in lakh Rs.)	No. of Vehicles	Fee collected (in lakh Rs.)	Fee per Vehicle (in Rs.)	No. of Vehicles	Fee collected (in lakh Rs.)
1	2	3	4	5	6	7	8
A-Car (Note-7)	11926	691522	11528	736086	Note-1	12259	771677
B-LCV	1169	120486	996	116579		1132	132140
C-Bus	1189	240673	1016	235456		1103	255364
D-Truck	0	0	0	0		0	0
E-Three-axle vehicle	0	0	0	0		0	0
F-Multi-axle Truck	1818	747287	1548	720311		1649	777894
G-Over-sized vehicle	0	0	0	0		0	0
FASTag Debit Adjustment/ Chargeback Received from Bank (Net) (Note-5)	0	1544	0	0	Note-5	0	3016
H- Total	16102	1801512	15088	1808432		16143	1940091

Day/Month wise Opening Balance of Toll Collection & Traffic

Day	29
Month	5
Year	2026
Toll Depositing Bank	State Bank Of India
Bank Account No.	39177623786

Transaction Type	Car/Jeep Count	Total Car/ Jeep Amount (in Rs.)	Bus/Truck Count	Total Bus / Truck Amount (in Rs.)	LCV Count	Total LCV Amount (in Rs.)	MAV (Multi Axle Vehicle Count)	Total MAV (Multi Axle Vehicle) Amount (in Rs.)	Three Axle Count	Three Axle Count Amount (in Rs.)	FASTag Debit Adjustment/ Chargeback Received from Bank (Net)
1	2	3	4	5	8	9	10	11	12	13	Note-5
Single Journey	6783	327057	653	126277	705	69940	1240	525544	0	0	3016
Monthly Pass Sales	4	3654	0	0	0	0	0	0	0	0	0
Daily Pass Sales	4143	337287	429	122641	404	58648	384	236424	0	0	0
Local Pass Sales	0	0	0	0	0	0	0	0	0	0	0
Return Pass Sales	0	0	0	0	0	0	0	0	0	0	0
Double User Fee (FASTag Lane Violation) (Note-6)	345	37260	10	3820	11	2112	10	8220	0	0	0
1.25 times User Fee via UPI (FASTag Lane Violation) (Note-9)	984	66420	11	2626	12	1440	15	7706	0	0	0

Traffic and Revenue Receivable (Annual Pass - Note 7)		
Transaction Type	Car/Jeep Count	Total Car/ Jeep Amount (in Rs.)
1	2	3
Annual Pass	1435	92270

Total Non-Tollable Traffic Count Entry Details (Note-2)					
Transaction Type	Car/Jeep Count	Bus/Truck Count	LCV Count	MAV (Multi Axle Vehicle Count)	Three Axle Count
1	2	3	5	6	7
Reuse & Exit	4944	609	462	494	0
Exemption & Violation	5185	226	39	139	0



Notes

1. Fee for Fastag vehicles passing two toll plazas, is collected at two plazas in few cases and therefore section wise traffic details will not be available at one plaza for same.
2. All Non-tollable traffic could not be recorded/reported due to unavailability of adequate Lanes & systems. Non-Tollable count includes Reuse of daily/return/monthly pass, exit trips, exemption and violations.
3. Reporting (FASTag/Cash/Card) - 12:00:00 AM to 11:59:59 PM.
4. Fastag Collection is net of Acquiring Bank Charges
5. FASTag Debit Adjustment/Chargeback Received from Bank (Net)
6. Double user fee (from cash vehicles entering dedicated Fastag lane) collected from vehicles are reported separately (count and revenue). These are included in vehicle category wise count and revenue.
7. Annual FASTag pass w.e.f. 15 August 2025 as per directions of MPEL/DIC/2025/676 dated August 14, 2025.
8. Annual Pass Toll Revenue receivable (as given in the table above) is not included in the column 'Fee Collected'.
9. '1.25' times User Fee via UPI for vehicles without a valid FASTag w.e.f. 15 November 2025 as per directions of MPEL/DIC/968 dated 10 November 2025.

MONTHLY/DAILY FEE STATEMENT

Project Highway: National Highway NH-48

Day/Month: 30-May-2026

Sr. No.	Name of Toll Plaza Location	Chainage
National Highway NH-48 (from Km. 20+400 to 131+200)		
1	Shedung	103+350

Type of Vehicle	For corresponding day/month of previous year 30-May-2025		For preceding day/month 29-May-2026		For the day/month reported upon 30-May-2026		
	No. of Vehicles	Fee collected (in lakh Rs.)	No. of Vehicles	Fee collected (in lakh Rs.)	Fee per Vehicle (in Rs.)	No. of Vehicles	Fee collected (in lakh Rs.)
1	2	3	4	5	6	7	8
A-Car (Note-7)	12981	752455	12259	771677	Note-1	15204	966146
B-LCV	1152	118032	1132	132140		1247	160490
C-Bus	1238	248090	1103	255364		1162	309074
D-Truck	0	0	0	0		0	0
E-Three-axle vehicle	0	0	0	0		0	0
F-Multi-axle Truck	1716	704694	1649	777894		1800	841246
G-Oversized vehicle	0	0	0	0		0	0
FASTag Debit Adjustment/ Chargeback Received from Bank (Net) (Note-5)	0	2242	0	3016	Note-5	0	1436
H- Total	17087	1825513	16143	1940091		19413	2278392

Day/Month wise Opening Balance of Toll Collection & Traffic

Day	30
Month	5
Year	2026
Toll Depositing Bank	State Bank Of India
Bank Account No.	39177623786

Transaction Type	Car/Jeep Count	Total Car/ Jeep Amount (in Rs.)	Bus/Truck Count	Total Bus / Truck Amount (in Rs.)	LCV Count	Total LCV Amount (in Rs.)	MAV (Multi Axle Vehicle Count)	Total MAV (Multi Axle Vehicle) Amount (in Rs.)	Three Axle Count	Three Axle Count Amount (in Rs.)	FASTag Debit Adjustment/ Chargeback Received from Bank (Net)
1	2	3	4	5	8	9	10	11	12	13	Note-5
Single Journey	8708	433174	674	131732	768	76676	1356	571357	0	0	1436
Monthly Pass Sales	12	8625	7	40039	6	15812	0	0	0	0	0
Daily Pass Sales	4873	396853	440	126081	446	64618	417	255093	0	0	0
Local Pass Sales	0	0	0	0	0	0	0	0	0	0	0
Return Pass Sales	0	0	0	0	0	0	0	0	0	0	0
Double User Fee (FASTag Lane Violation) (Note-6)	463	50004	10	3820	2	384	3	2466	0	0	0
1.25 times User Fee via UPI (FASTag Lane Violation) (Note-9)	1148	77490	31	7401	25	3000	24	12330	0	0	0

Traffic and Revenue Receivable (Annual Pass - Note 7)		
Transaction Type	Car/Jeep Count	Total Car/ Jeep Amount (in Rs.)
1	2	3
Annual Pass	1707	108790

Total Non-Tollable Traffic Count Entry Details (Note-2)					
Transaction Type	Car/Jeep Count	Bus/Truck Count	LCV Count	MAV (Multi Axle Vehicle Count)	Three Axle Count
1	2	3	5	6	7
Reuse & Exit	5712	650	517	474	0
Exemption & Violation	4960	242	49	111	0



Notes

1. Fee for Fastag vehicles passing two toll plazas, is collected at two plazas in few cases and therefore section wise traffic details will not be available at one plaza for same.
2. All Non-tollable traffic could not be recorded/reported due to unavailability of adequate Lanes & systems. Non-Tollable count includes Reuse of daily/return/monthly pass, exit trips, exemption and violations.
3. Reporting (FASTag/Cash/Card) - 12:00:00 AM to 11:59:59 PM.
4. Fastag Collection is net of Acquiring Bank Charges
5. FASTag Debit Adjustment/Chargeback Received from Bank (Net)
6. Double user fee (from cash vehicles entering dedicated Fastag lane) collected from vehicles are reported separately (count and revenue). These are included in vehicle category wise count and revenue.
7. Annual FASTag pass w.e.f. 15 August 2025 as per directions of MPEL vide letter no MPEL/DIC/2025/676 dated August 14, 2025.
8. Annual Pass Toll Revenue receivable (as given in the table above) is not included in the column 'Fee Collected'.
9. '1.25' times User Fee via UPI for vehicles without a valid FASTag w.e.f. 15 November 2025 as per directions of MPEL vide letter no MPEL/02/DIC/968 dated 10 November 2025.

MONTHLY/DAILY FEE STATEMENT

Project Highway: National Highway NH-48

Day/Month: 01-May-2026

Sr. No.	Name of Toll Plaza Location	Chainage
1	National Highway NH-48 (from Km. 20+400 to 131+200) Shilphata	103+350

Type of Vehicle	For corresponding day/month of previous year 1-May-2025		For preceding day/month 30-Apr-2026		For the day/month reported upon 1-May-2026		
	No. of Vehicles	Fee collected (in lakh Rs.)	No. of Vehicles	Fee collected (in lakh Rs.)	Fee per Vehicle (in Rs.)	No. of Vehicles	Fee collected (in lakh Rs.)
1	2	3	4	5	6	7	8
A-Car (Note-7)	10171	617184	8607	540156	Note-1	10829	697368
B-LCV	776	80377	1002	129130		776	85153
C-Bus	2213	409258	2742	591396		2122	445778
D-Truck	0	0	0	0		0	0
E-Three-axle vehicle	0	0	0	0		0	0
F-Multi-axle Truck	4604	1692298	5438	2352602		4822	2059896
G-Oversized vehicle	0	0	0	0		0	0
FASTag Debit Adjustment/ Chargeback Received from Bank (Net) (Note-5)	0	0	0	683	Note-5	0	0
H- Total	17764	2799118	17789	3613967		18549	3288195

Day/Month wise Opening Balance of Toll Collection & Traffic

Day	1
Month	5
Year	2026
Toll Depositing Bank	State Bank Of India
Bank Account No.	39177623786

Transaction Type	Car/Jeep Count	Total Car/ Jeep Amount (in Rs.)	Bus/Truck Count	Total Bus / Truck Amount (in Rs.)	LCV Count	Total LCV Amount (in Rs.)	MAV (Multi Axle Vehicle Count)	Total MAV (Multi Axle Vehicle) Amount (in Rs.)	Three Axle Count	Three Axle Count Amount (in Rs.)	FASTag Debit Adjustment/ Chargeback Received from Bank (Net) Note-5
1	2	3	4	5	8	9	10	11	12	13	
Single Journey	7415	394740	1810	346266	610	58949	4419	1816037	0	0	0
Monthly Pass Sales	35	31175	2	11440	1	2875	0	0	0	0	0
Daily Pass Sales	1977	160172	267	76087	149	21049	356	217247	0	0	0
Local Pass Sales	0	0	0	0	0	0	0	0	0	0	0
Return Pass Sales	0	0	0	0	0	0	0	0	0	0	0
Double User Fee (FASTag Lane Violation) (Note-6)	411	44388	12	4584	5	960	8	6576	0	0	0
1.25 times User Fee via UPI (FASTag Lane Violation) (Note-9)	991	66893	31	7401	11	1320	39	20036	0	0	0

Traffic and Revenue Receivable (Annual Pass - Note 7)		
Transaction Type	Car/Jeep Count	Total Car/ Jeep Amount (in Rs.)
1	2	3
Annual Pass	1049	65126

Total Non-Tollable Traffic Count Entry Details (Note-2)					
Transaction Type	Car/Jeep Count	Bus/Truck Count	LCV Count	MAV (Multi Axle Vehicle Count)	Three Axle Count
1	2	3	5	6	7
Reuse & Exit	2346	290	193	369	0
Exemption & Violation	6216	184	62	142	0

Notes

1. Fee for Fastag vehicles passing two toll plazas, is collected at two plazas in few cases and therefore section wise traffic details will not be available at one plaza for same.
2. All Non-tollable traffic could not be recorded/reported due to unavailability of adequate Lanes & systems. Non-Tollable count includes Reuse of daily/return/monthly pass, exit trips, exemption and violations.
3. Reporting (FASTag/Cash/Card) - 12:00:00 AM to 11:59:59 PM.
4. Fastag Collection is net of Acquiring Bank Charges
5. FASTag Debit Adjustment/Chargeback Received from Bank (Net)
6. Double user fee (from cash vehicles entering dedicated Fastag lane) collected from vehicles are reported separately (count and revenue). These are included in vehicle category wise count and revenue.
7. Annual FASTag pass w.e.f. 15 August 2025 as per directions of MPEL vide letter no MPEL/DIC/2025/676 dated August 14, 2025.
8. Annual Pass Toll Revenue receivable (as given in the table above) is not included in the column 'Fee Collected'.
9. '1.25' times User Fee via UPI for vehicles without a valid FASTag w.e.f. 15 November 2025 as per directions of MPEL vide letter no MPEL/02/DIC/968 dated 10 November 2025.



MONTHLY/DAILY FEE STATEMENT

Project Highway: National Highway NH-48

Day/Month: 02-May-2026

Sr. No.	Name of Toll Plaza Location	Chainage
National Highway NH-48 (from Km. 20+400 to 131+200)		
1	Shilphata	103+350

Type of Vehicle	For corresponding day/month of previous year 2-May-2025		For preceding day/month 1-May-2026		For the day/month reported upon 2-May-2026		
	No. of Vehicles	Fee collected (in lakh Rs.)	No. of Vehicles	Fee collected (in lakh Rs.)	Fee per Vehicle (in Rs.)	No. of Vehicles	Fee collected (in lakh Rs.)
1	2	3	4	5	6	7	8
A-Car (Note-7)	8504	515021	10829	697368	Note-1	9378	599343
B-LCV	894	94131	776	85153		874	101273
C-Bus	2269	423128	2122	445778		2335	495107
D-Truck	0	0	0	0		0	0
E-Three-axle vehicle	0	0	0	0		0	0
F-Multi-axle Truck	3992	1500588	4822	2059896		4558	1982659
G-Oversized vehicle	0	0	0	0		0	0
FASTag Debit Adjustment/ Chargeback Received from Bank (Net) (Note-5)	0	1501	0	0	Note-5	0	583
H- Total	15659	2534369	18549	3288195		17145	3178966

Day/Month wise Opening Balance of Toll Collection & Traffic

Day	2
Month	5
Year	2026
Toll Depositing Bank	State Bank Of India
Bank Account No.	39177623786

Transaction Type	Car/Jeep Count	Total Car/ Jeep Amount (in Rs.)	Bus/Truck Count	Total Bus / Truck Amount (in Rs.)	LCV Count	Total LCV Amount (in Rs.)	MAV (Multi Axle Vehicle Count)	Total MAV (Multi Axle Vehicle) Amount (in Rs.)	Three Axle Count	Three Axle Count Amount (in Rs.)	FASTag Debit Adjustment/ Chargeback Received from Bank (Net) Note-5
1	2	3	4	5	8	9	10	11	12	13	
Single Journey	6060	319357	1822	348621	584	56365	3990	1639400	0	0	583
Monthly Pass Sales	29	16531	0	0	2	4312	0	0	0	0	0
Daily Pass Sales	1970	159601	477	136459	248	35003	512	312332	0	0	0
Local Pass Sales	0	0	0	0	0	0	0	0	0	0	0
Return Pass Sales	0	0	0	0	0	0	0	0	0	0	0
Double User Fee (FASTag Lane Violation) (Note-6)	366	39528	10	3820	11	2112	7	5754	0	0	0
1.25 times User Fee via UPI (FASTag Lane Violation) (Note-9)	953	64328	26	6208	29	3480	49	25174	0	0	0

Traffic and Revenue Receivable (Annual Pass - Note 7)		
Transaction Type	Car/Jeep Count	Total Car/ Jeep Amount (in Rs.)
1	2	3
Annual Pass	1008	62532

Total Non-Tollable Traffic Count Entry Details (Note-2)					
Transaction Type	Car/Jeep Count	Bus/Truck Count	LCV Count	MAV (Multi Axle Vehicle Count)	Three Axle Count
1	2	3	5	6	7
Reuse & Exit	2419	522	317	534	0
Exemption & Violation	5571	216	82	142	0

Notes

1. Fee for Fastag vehicles passing two toll plazas, is collected at two plazas in few cases and therefore section wise traffic details will not be available at one plaza for same.
2. All Non-tollable traffic could not be recorded/reported due to unavailability of adequate Lanes & systems. Non-Tollable count includes Reuse of daily/return/monthly pass, exit trips, exemption and violations.
3. Reporting (FASTag/Cash/Card) - 12:00:00 AM to 11:59:59 PM.
4. Fastag Collection is net of Acquiring Bank Charges
5. FASTag Debit Adjustment/Chargeback Received from Bank (Net)
6. Double user fee (from cash vehicles entering dedicated Fastag lane) collected from vehicles are reported separately (count and revenue). These are included in vehicle category wise count and revenue.
7. Annual FASTag pass w.e.f. 15 August 2025 as per directions of MPEL vide letter no MPEL/DIC/2025/676 dated August 14, 2025.
8. Annual Pass Toll Revenue receivable (as given in the table above) is not included in the column 'Fee Collected'.
9. '1.25' times User Fee via UPI for vehicles without a valid FASTag w.e.f. 15 November 2025 as per directions of MPEL vide letter no MPEL/02/DIC/968 dated 10 November 2025.



MONTHLY/DAILY FEE STATEMENT

Project Highway: National Highway NH-48

Day/Month: 03-May-2026

Sr. No.	Name of Toll Plaza Location	Chainage
National Highway NH-48 (from Km. 20+400 to 131+200)		
1	Shilphata	103+350

Type of Vehicle	For corresponding day/month of previous year 3-May-2025		For preceding day/month 2-May-2026		For the day/month reported upon 3-May-2026		
	No. of Vehicles	Fee collected (in lakh Rs.)	No. of Vehicles	Fee collected (in lakh Rs.)	Fee per Vehicle (in Rs.)	No. of Vehicles	Fee collected (in lakh Rs.)
1	2	3	4	5	6	7	8
A-Car (Note-7)	9386	548566	9378	599343	Note-1	10001	625463
B-LCV	1020	98535	874	101273		726	83432
C-Bus	2546	471639	2335	495107		2015	423206
D-Truck	0	0	0	0		0	0
E-Three-axle vehicle	0	0	0	0		0	0
F-Multi-axle Truck	5059	1903200	4558	1982659		4223	1818640
G-Oversized vehicle	0	0	0	0		0	0
FASTag Debit Adjustment/ Chargeback Received from Bank (Net) (Note-5)	0	443	0	583	Note-5	0	0
H- Total	18011	3022382	17145	3178966		16965	2950742

Day/Month wise Opening Balance of Toll Collection & Traffic

Day	3
Month	5
Year	2026
Toll Depositing Bank	State Bank Of India
Bank Account No.	39177623786

Transaction Type	Car/Jeep Count	Total Car/ Jeep Amount (in Rs.)	Bus/Truck Count	Total Bus / Truck Amount (in Rs.)	LCV Count	Total LCV Amount (in Rs.)	MAV (Multi Axle Vehicle Count)	Total MAV (Multi Axle Vehicle) Amount (in Rs.)	Three Axle Count	Three Axle Count Amount (in Rs.)	FASTag Debit Adjustment/ Chargeback Received from Bank (Net) Note-5
1	2	3	4	5	8	9	10	11	12	13	
Single Journey	6650	353275	1606	307041	517	49892	3788	1556938	0	0	0
Monthly Pass Sales	18	10302	0	0	2	4312	0	0	0	0	0
Daily Pass Sales	1989	161285	367	104705	178	25316	394	239713	0	0	0
Local Pass Sales	0	0	0	0	0	0	0	0	0	0	0
Return Pass Sales	0	0	0	0	0	0	0	0	0	0	0
Double User Fee (FASTag Lane Violation) (Note-6)	244	26352	10	3820	6	1152	3	2466	0	0	0
1.25 times User Fee via UPI (FASTag Lane Violation) (Note-9)	1100	74250	32	7640	23	2760	38	19523	0	0	0

Traffic and Revenue Receivable (Annual Pass - Note 7)		
Transaction Type	Car/Jeep Count	Total Car/ Jeep Amount (in Rs.)
1	2	3
Annual Pass	1125	69557

Total Non-Tollable Traffic Count Entry Details (Note-2)					
Transaction Type	Car/Jeep Count	Bus/Truck Count	LCV Count	MAV (Multi Axle Vehicle Count)	Three Axle Count
1	2	3	5	6	7
Reuse & Exit	2390	401	230	421	0
Exemption & Violation	6598	175	46	153	0

Notes

1. Fee for Fastag vehicles passing two toll plazas, is collected at two plazas in few cases and therefore section wise traffic details will not be available at one plaza for same.
2. All Non-tollable traffic could not be recorded/reported due to unavailability of adequate Lanes & systems. Non-Tollable count includes Reuse of daily/return/monthly pass, exit trips, exemption and violations.
3. Reporting (FASTag/Cash/Card) - 12:00:00 AM to 11:59:59 PM.
4. Fastag Collection is net of Acquiring Bank Charges
5. FASTag Debit Adjustment/Chargeback Received from Bank (Net)
6. Double user fee (from cash vehicles entering dedicated Fastag lane) collected from vehicles are reported separately (count and revenue). These are included in vehicle category wise count and revenue.
7. Annual FASTag pass w.e.f. 15 August 2025 as per directions of MPEL vide letter no MPEL/DIC/2025/676 dated August 14, 2025.
8. Annual Pass Toll Revenue receivable (as given in the table above) is not included in the column 'Fee Collected'.
9. '1.25' times User Fee via UPI for vehicles without a valid FASTag w.e.f. 15 November 2025 as per directions of MPEL vide letter no MPEL/02/DIC/968 dated 10 November 2025.



MONTHLY/DAILY FEE STATEMENT

Project Highway: National Highway NH-48

Day/Month: 04-May-2026

Sr. No.	Name of Toll Plaza Location	Chainage
National Highway NH-48 (from Km. 20+400 to 131+200)		
1	Shilphata	103+350

Type of Vehicle	For corresponding day/month of previous year 4-May-2025		For preceding day/month 3-May-2026		For the day/month reported upon 4-May-2026		
	No. of Vehicles	Fee collected (in lakh Rs.)	No. of Vehicles	Fee collected (in lakh Rs.)	Fee per Vehicle (in Rs.)	No. of Vehicles	Fee collected (in lakh Rs.)
1	2	3	4	5	6	7	8
A-Car (Note-7)	10230	593975	10001	625463	Note-1	9073	563140
B-LCV	708	66044	726	83432		879	99868
C-Bus	2040	379790	2015	423206		2415	519831
D-Truck	0	0	0	0		0	0
E-Three-axle vehicle	0	0	0	0		0	0
F-Multi-axle Truck	4325	1601553	4223	1818640		4629	2009665
G-Oversized vehicle	0	0	0	0		0	0
FASTag Debit Adjustment/ Chargeback Received from Bank (Net) (Note-5)	0	0	0	0	Note-5	0	811
H- Total	17303	2641362	16965	2950742		16996	3193315

Day/Month wise Opening Balance of Toll Collection & Traffic

Day	4
Month	5
Year	2026
Toll Depositing Bank	State Bank Of India
Bank Account No.	39177623786

Transaction Type	Car/Jeep Count	Total Car/ Jeep Amount (in Rs.)	Bus/Truck Count	Total Bus / Truck Amount (in Rs.)	LCV Count	Total LCV Amount (in Rs.)	MAV (Multi Axle Vehicle Count)	Total MAV (Multi Axle Vehicle) Amount (in Rs.)	Three Axle Count	Three Axle Count Amount (in Rs.)	FASTag Debit Adjustment/ Chargeback Received from Bank (Net) Note-5
1	2	3	4	5	8	9	10	11	12	13	
Single Journey	5910	308707	1857	355261	605	58296	4071	1672979	0	0	811
Monthly Pass Sales	11	6199	1	5720	1	2875	0	0	0	0	0
Daily Pass Sales	1907	154436	501	142901	240	34090	516	313568	0	0	0
Local Pass Sales	0	0	0	0	0	0	0	0	0	0	0
Return Pass Sales	0	0	0	0	0	0	0	0	0	0	0
Double User Fee (FASTag Lane Violation) (Note-6)	241	26028	18	6876	9	1728	5	4110	0	0	0
1.25 times User Fee via UPI (FASTag Lane Violation) (Note-9)	1004	67770	38	9073	24	2880	37	19009	0	0	0

Traffic and Revenue Receivable (Annual Pass - Note 7)		
Transaction Type	Car/Jeep Count	Total Car/ Jeep Amount (in Rs.)
1	2	3
Annual Pass	1129	70190

Total Non-Tollable Traffic Count Entry Details (Note-2)						
Transaction Type	Car/Jeep Count	Bus/Truck Count	LCV Count	MAV (Multi Axle Vehicle Count)	Three Axle Count	
1	2	3	5	6	7	
Reuse & Exit	2391	557	313	535	0	
Exemption & Violation	5949	267	107	180	0	

Notes

1. Fee for Fastag vehicles passing two toll plazas, is collected at two plazas in few cases and therefore section wise traffic details will not be available at one plaza for same.
2. All Non-tollable traffic could not be recorded/reported due to unavailability of adequate Lanes & systems. Non-Tollable count includes Reuse of daily/return/monthly pass, exit trips, exemption and violations.
3. Reporting (FASTag/Cash/Card) - 12:00:00 AM to 11:59:59 PM.
4. Fastag Collection is net of Acquiring Bank Charges
5. FASTag Debit Adjustment/Chargeback Received from Bank (Net)
6. Double user fee (from cash vehicles entering dedicated Fastag lane) collected from vehicles are reported separately (count and revenue). These are included in vehicle category wise count and revenue.
7. Annual FASTag pass w.e.f. 15 August 2025 as per directions of MPEL vide letter no MPEL/DIC/2025/676 dated August 14, 2025.
8. Annual Pass Toll Revenue receivable (as given in the table above) is not included in the column 'Fee Collected'.
9. '1.25' times User Fee via UPI for vehicles without a valid FASTag w.e.f. 15 November 2025 as per directions of MPEL vide letter no MPEL/02/DIC/968 dated 10 November 2025.



MONTHLY/DAILY FEE STATEMENT

Project Highway: National Highway NH-48

Day/Month: 05-May-2026

Sr. No.	Name of Toll Plaza Location	Chainage
National Highway NH-48 (from Km. 20+400 to 131+200)		
1	Shilphata	103+350

Type of Vehicle	For corresponding day/month of previous year 5-May-2025		For preceding day/month 4-May-2026		For the day/month reported upon 5-May-2026		
	No. of Vehicles	Fee collected (in lakh Rs.)	No. of Vehicles	Fee collected (in lakh Rs.)	Fee per Vehicle (in Rs.)	No. of Vehicles	Fee collected (in lakh Rs.)
1	2	3	4	5	6	7	8
A-Car (Note-7)	8804	506129	9073	563140	Note-1	8364	525758
B-LCV	853	82294	879	99868		972	109965
C-Bus	2368	443591	2415	519831		2606	550597
D-Truck	0	0	0	0		0	0
E-Three-axle vehicle	0	0	0	0		0	0
F-Multi-axle Truck	4224	1581624	4629	2009665		5093	2211552
G-Oversized vehicle	0	0	0	0		0	0
FASTag Debit Adjustment/ Chargeback Received from Bank (Net) (Note-5)	0	1372	0	811	Note-5	0	525
H- Total	16249	2615010	16996	3193315		17035	3398397

Day/Month wise Opening Balance of Toll Collection & Traffic

Day	5
Month	5
Year	2026
Toll Depositing Bank	State Bank Of India
Bank Account No.	39177623786

Transaction Type	Car/Jeep Count	Total Car/ Jeep Amount (in Rs.)	Bus/Truck Count	Total Bus / Truck Amount (in Rs.)	LCV Count	Total LCV Amount (in Rs.)	MAV (Multi Axle Vehicle Count)	Total MAV (Multi Axle Vehicle) Amount (in Rs.)	Three Axle Count	Three Axle Count Amount (in Rs.)	FASTag Debit Adjustment/ Chargeback Received from Bank (Net) Note-5
1	2	3	4	5	8	9	10	11	12	13	
Single Journey	5411	284401	2041	389811	680	65605	4471	1836603	0	0	525
Monthly Pass Sales	13	7846	0	0	1	2875	0	0	0	0	0
Daily Pass Sales	1812	146760	517	147751	253	36133	578	351110	0	0	0
Local Pass Sales	0	0	0	0	0	0	0	0	0	0	0
Return Pass Sales	0	0	0	0	0	0	0	0	0	0	0
Double User Fee (FASTag Lane Violation) (Note-6)	262	28296	11	4202	11	2112	4	3288	0	0	0
1.25 times User Fee via UPI (FASTag Lane Violation) (Note-9)	866	58455	37	8834	27	3240	40	20550	0	0	0

Traffic and Revenue Receivable (Annual Pass - Note 7)		
Transaction Type	Car/Jeep Count	Total Car/ Jeep Amount (in Rs.)
1	2	3
Annual Pass	1013	62215

Total Non-Tollable Traffic Count Entry Details (Note-2)						
Transaction Type	Car/Jeep Count	Bus/Truck Count	LCV Count	MAV (Multi Axle Vehicle Count)	Three Axle Count	
1	2	3	5	6	7	
Reuse & Exit	2316	576	327	611	0	
Exemption & Violation	4726	267	135	219	0	

Notes

1. Fee for Fastag vehicles passing two toll plazas, is collected at two plazas in few cases and therefore section wise traffic details will not be available at one plaza for same.
2. All Non-tollable traffic could not be recorded/reported due to unavailability of adequate Lanes & systems. Non-Tollable count includes Reuse of daily/return/monthly pass, exit trips, exemption and violations.
3. Reporting (FASTag/Cash/Card) - 12:00:00 AM to 11:59:59 PM.
4. Fastag Collection is net of Acquiring Bank Charges
5. FASTag Debit Adjustment/Chargeback Received from Bank (Net)
6. Double user fee (from cash vehicles entering dedicated Fastag lane) collected from vehicles are reported separately (count and revenue). These are included in vehicle category wise count and revenue.
7. Annual FASTag pass w.e.f. 15 August 2025 as per directions of MPEL vide letter no MPEL/DIC/2025/676 dated August 14, 2025.
8. Annual Pass Toll Revenue receivable (as given in the table above) is not included in the column 'Fee Collected'.
9. '1.25' times User Fee via UPI for vehicles without a valid FASTag w.e.f. 15 November 2025 as per directions of MPEL vide letter no MPEL/02/DIC/968 dated 10 November 2025.



MONTHLY/DAILY FEE STATEMENT

Project Highway: National Highway NH-48

Day/Month: 06-May-2026

Sr. No.	Name of Toll Plaza Location	Chainage
National Highway NH-48 (from Km. 20+400 to 131+200)		
1	Shilphata	103+350

Type of Vehicle	For corresponding day/month of previous year 6-May-2025		For preceding day/month 5-May-2026		For the day/month reported upon 6-May-2026		
	No. of Vehicles	Fee collected (in lakh Rs.)	No. of Vehicles	Fee collected (in lakh Rs.)	Fee per Vehicle (in Rs.)	No. of Vehicles	Fee collected (in lakh Rs.)
1	2	3	4	5	6	7	8
A-Car (Note-7)	8051	465699	8364	525758	Note-1	8616	539373
B-LCV	900	90635	972	109965		971	106751
C-Bus	2445	456851	2606	550597		2616	559062
D-Truck	0	0	0	0		0	0
E-Three-axle vehicle	0	0	0	0		0	0
F-Multi-axle Truck	4604	1723904	5093	2211552		5139	2231446
G-Oversized vehicle	0	0	0	0		0	0
FASTag Debit Adjustment/ Chargeback Received from Bank (Net) (Note-5)	0	0	0	525	Note-5	0	590
H- Total	16000	2737089	17035	3398397		17342	3437222

Day/Month wise Opening Balance of Toll Collection & Traffic

Day	6										
Month	5										
Year	2026										
Toll Depositing Bank	State Bank Of India										
Bank Account No.	39177623786										
Transaction Type	Car/Jeep Count	Total Car/ Jeep Amount (in Rs.)	Bus/Truck Count	Total Bus / Truck Amount (in Rs.)	LCV Count	Total LCV Amount (in Rs.)	MAV (Multi Axle Vehicle Count)	Total MAV (Multi Axle Vehicle) Amount (in Rs.)	Three Axle Count	Three Axle Count Amount (in Rs.)	FASTag Debit Adjustment/ Chargeback Received from Bank (Net) Note-5
1	2	3	4	5	8	9	10	11	12	13	
Single Journey	5534	289041	1982	378917	693	67167	4516	1854251	0	0	590
Monthly Pass Sales	17	8715	0	0	0	0	0	0	0	0	0
Daily Pass Sales	1901	154056	581	165343	252	35816	586	356953	0	0	0
Local Pass Sales	0	0	0	0	0	0	0	0	0	0	0
Return Pass Sales	0	0	0	0	0	0	0	0	0	0	0
Double User Fee (FASTag Lane Violation) (Note-6)	222	23976	15	5730	9	1728	4	3288	0	0	0
1.25 times User Fee via UPI (FASTag Lane Violation) (Note-9)	942	63585	38	9073	17	2040	33	16954	0	0	0

Traffic and Revenue Receivable (Annual Pass - Note 7)		
Transaction Type	Car/Jeep Count	Total Car/ Jeep Amount (in Rs.)
1	2	3
Annual Pass	1060	65823

Total Non-Tollable Traffic Count Entry Details (Note-2)					
Transaction Type	Car/Jeep Count	Bus/Truck Count	LCV Count	MAV (Multi Axle Vehicle Count)	Three Axle Count
1	2	3	5	6	7
Reuse & Exit	2450	628	320	609	0
Exemption & Violation	5725	256	116	216	0

Notes

1. Fee for Fastag vehicles passing two toll plazas, is collected at two plazas in few cases and therefore section wise traffic details will not be available at one plaza for same.
2. All Non-tollable traffic could not be recorded/reported due to unavailability of adequate Lanes & systems. Non-Tollable count includes Reuse of daily/return/monthly pass, exit trips, exemption and violations.
3. Reporting (FASTag/Cash/Card) - 12:00:00 AM to 11:59:59 PM.
4. Fastag Collection is net of Acquiring Bank Charges
5. FASTag Debit Adjustment/Chargeback Received from Bank (Net)
6. Double user fee (from cash vehicles entering dedicated Fastag lane) collected from vehicles are reported separately (count and revenue). These are included in vehicle category wise count and revenue.
7. Annual FASTag pass w.e.f. 15 August 2025 as per directions of MPEL vide letter no MPEL/DIC/2025/676 dated August 14, 2025.
8. Annual Pass Toll Revenue receivable (as given in the table above) is not included in the column 'Fee Collected'.
9. '1.25' times User Fee via UPI for vehicles without a valid FASTag w.e.f. 15 November 2025 as per directions of MPEL vide letter no MPEL/02/DIC/968 dated 10 November 2025.



MONTHLY/DAILY FEE STATEMENT

Project Highway: National Highway NH-48

Day/Month: 07-May-2026

Sr. No.	Name of Toll Plaza Location	Chainage
National Highway NH-48 (from Km. 20+400 to 131+200)		
1	Shilphata	103+350

Type of Vehicle	For corresponding day/month of previous year 7-May-2025		For preceding day/month 6-May-2026		For the day/month reported upon 7-May-2026		
	No. of Vehicles	Fee collected (in lakh Rs.)	No. of Vehicles	Fee collected (in lakh Rs.)	Fee per Vehicle (in Rs.)	No. of Vehicles	Fee collected (in lakh Rs.)
1	2	3	4	5	6	7	8
A-Car (Note-7)	7813	452982	8616	539373	Note-1	8801	547941
B-LCV	937	91560	971	106751		932	105243
C-Bus	2458	459135	2616	559062		2715	576344
D-Truck	0	0	0	0		0	0
E-Three-axle vehicle	0	0	0	0		0	0
F-Multi-axle Truck	4599	1721048	5139	2231446		5215	2266574
G-Oversized vehicle	0	0	0	0		0	0
FASTag Debit Adjustment/ Chargeback Received from Bank (Net) (Note-5)	0	1278	0	590	Note-5	0	645
H- Total	15807	2726003	17342	3437222		17663	3496746

Day/Month wise Opening Balance of Toll Collection & Traffic

Day	7
Month	5
Year	2026
Toll Depositing Bank	State Bank Of India
Bank Account No.	39177623786

Transaction Type	Car/Jeep Count	Total Car/ Jeep Amount (in Rs.)	Bus/Truck Count	Total Bus / Truck Amount (in Rs.)	LCV Count	Total LCV Amount (in Rs.)	MAV (Multi Axle Vehicle Count)	Total MAV (Multi Axle Vehicle) Amount (in Rs.)	Three Axle Count	Three Axle Count Amount (in Rs.)	FASTag Debit Adjustment/ Chargeback Received from Bank (Net) Note-5
1	2	3	4	5	8	9	10	11	12	13	14
Single Journey	5668	298198	2091	399585	652	62741	4561	1874697	0	0	645
Monthly Pass Sales	4	1677	0	0	1	2875	0	0	0	0	0
Daily Pass Sales	1914	155037	581	165489	253	36003	613	370505	0	0	0
Local Pass Sales	0	0	0	0	0	0	0	0	0	0	0
Return Pass Sales	0	0	0	0	0	0	0	0	0	0	0
Double User Fee (FASTag Lane Violation) (Note-6)	272	29376	7	2674	7	1344	1	822	0	0	0
1.25 times User Fee via UPI (FASTag Lane Violation) (Note-9)	943	63653	36	8595	19	2280	40	20550	0	0	0

Traffic and Revenue Receivable (Annual Pass - Note 7)		
Transaction Type	Car/Jeep Count	Total Car/ Jeep Amount (in Rs.)
1	2	3
Annual Pass	1003	62848

Total Non-Tollable Traffic Count Entry Details (Note-2)						
Transaction Type	Car/Jeep Count	Bus/Truck Count	LCV Count	MAV (Multi Axle Vehicle Count)	Three Axle Count	
1	2	3	5	6	7	
Reuse & Exit	2488	632	344	628	0	
Exemption & Violation	6036	275	81	242	0	

Notes

1. Fee for Fastag vehicles passing two toll plazas, is collected at two plazas in few cases and therefore section wise traffic details will not be available at one plaza for same.
2. All Non-tollable traffic could not be recorded/reported due to unavailability of adequate Lanes & systems. Non-Tollable count includes Reuse of daily/return/monthly pass, exit trips, exemption and violations.
3. Reporting (FASTag/Cash/Card) - 12:00:00 AM to 11:59:59 PM.
4. Fastag Collection is net of Acquiring Bank Charges
5. FASTag Debit Adjustment/Chargeback Received from Bank (Net)
6. Double user fee (from cash vehicles entering dedicated Fastag lane) collected from vehicles are reported separately (count and revenue). These are included in vehicle category wise count and revenue.
7. Annual FASTag pass w.e.f. 15 August 2025 as per directions of MPEL vide letter no MPEL/DIC/2025/676 dated August 14, 2025.
8. Annual Pass Toll Revenue receivable (as given in the table above) is not included in the column 'Fee Collected'.
9. '1.25' times User Fee via UPI for vehicles without a valid FASTag w.e.f. 15 November 2025 as per directions of MPEL vide letter no MPEL/02/DIC/968 dated 10 November 2025.



MONTHLY/DAILY FEE STATEMENT

Project Highway: National Highway NH-48

Day/Month: 08-May-2026

Sr. No.	Name of Toll Plaza Location	Chainage
National Highway NH-48 (from Km. 20+400 to 131+200)		
1	Shilphata	103+350

Type of Vehicle	For corresponding day/month of previous year 8-May-2025		For preceding day/month 7-May-2026		For the day/month reported upon 8-May-2026		
	No. of Vehicles	Fee collected (in lakh Rs.)	No. of Vehicles	Fee collected (in lakh Rs.)	Fee per Vehicle (in Rs.)	No. of Vehicles	Fee collected (in lakh Rs.)
1	2	3	4	5	6	7	8
A-Car (Note-7)	7912	457350	8801	547941	Note-1	9066	561492
B-LCV	1005	97651	932	105243		966	104821
C-Bus	2507	469549	2715	576344		2619	554266
D-Truck	0	0	0	0		0	0
E-Three-axle vehicle	0	0	0	0		0	0
F-Multi-axle Truck	4693	1740326	5215	2266574		5234	2264668
G-Oversized vehicle	0	0	0	0		0	0
FASTag Debit Adjustment/ Chargeback Received from Bank (Net) (Note-5)	0	692	0	645	Note-5	0	1008
H- Total	16117	2765568	17663	3496746		17885	3486255

Day/Month wise Opening Balance of Toll Collection & Traffic

Day	8
Month	5
Year	2026
Toll Depositing Bank	0
Bank Account No.	39177623786

Transaction Type	Car/Jeep Count	Total Car/ Jeep Amount (in Rs.)	Bus/Truck Count	Total Bus / Truck Amount (in Rs.)	LCV Count	Total LCV Amount (in Rs.)	MAV (Multi Axle Vehicle Count)	Total MAV (Multi Axle Vehicle) Amount (in Rs.)	Three Axle Count	Three Axle Count Amount (in Rs.)	FASTag Debit Adjustment/ Chargeback Received from Bank (Net) Note-5
1	2	3	4	5	8	9	10	11	12	13	
Single Journey	5952	313374	2042	390569	700	67267	4670	1918110	0	0	1008
Monthly Pass Sales	3	1258	0	0	0	0	1	6169	0	0	0
Daily Pass Sales	1884	152738	527	150040	242	34458	521	315113	0	0	0
Local Pass Sales	0	0	0	0	0	0	0	0	0	0	0
Return Pass Sales	0	0	0	0	0	0	0	0	0	0	0
Double User Fee (FASTag Lane Violation) (Note-6)	279	30132	12	4584	3	576	12	9864	0	0	0
1.25 times User Fee via UPI (FASTag Lane Violation) (Note-9)	948	63990	38	9073	21	2520	30	15413	0	0	0

Traffic and Revenue Receivable (Annual Pass - Note 7)		
Transaction Type	Car/Jeep Count	Total Car/ Jeep Amount (in Rs.)
1	2	3
Annual Pass	1043	65316

Total Non-Tollable Traffic Count Entry Details (Note-2)					
Transaction Type	Car/Jeep Count	Bus/Truck Count	LCV Count	MAV (Multi Axle Vehicle Count)	Three Axle Count
1	2	3	5	6	7
Reuse & Exit	2429	575	305	544	0
Exemption & Violation	5653	266	89	212	0

Notes

1. Fee for Fastag vehicles passing two toll plazas, is collected at two plazas in few cases and therefore section wise traffic details will not be available at one plaza for same.
2. All Non-tollable traffic could not be recorded/reported due to unavailability of adequate Lanes & systems. Non-Tollable count includes Reuse of daily/return/monthly pass, exit trips, exemption and violations.
3. Reporting (FASTag/Cash/Card) - 12:00:00 AM to 11:59:59 PM.
4. Fastag Collection is net of Acquiring Bank Charges
5. FASTag Debit Adjustment/Chargeback Received from Bank (Net)
6. Double user fee (from cash vehicles entering dedicated Fastag lane) collected from vehicles are reported separately (count and revenue). These are included in vehicle category wise count and revenue.
7. Annual FASTag pass w.e.f. 15 August 2025 as per directions of MPEL vide letter no MPEL/DIC/2025/676 dated August 14, 2025.
8. Annual Pass Toll Revenue receivable (as given in the table above) is not included in the column 'Fee Collected'.
9. '1.25' times User Fee via UPI for vehicles without a valid FASTag w.e.f. 15 November 2025 as per directions of MPEL vide letter no MPEL/02/DIC/968 dated 10 November 2025.



MONTHLY/DAILY FEE STATEMENT

Project Highway: National Highway NH-48

Day/Month: 09-May-2026

Sr. No.	Name of Toll Plaza Location	Chainage
1	National Highway NH-48 (from Km. 20+400 to 131+200) Shilphata	103+350

Type of Vehicle	For corresponding day/month of previous year 9-May-2025		For preceding day/month 8-May-2026		For the day/month reported upon 9-May-2026		
	No. of Vehicles	Fee collected (in lakh Rs.)	No. of Vehicles	Fee collected (in lakh Rs.)	Fee per Vehicle (in Rs.)	No. of Vehicles	Fee collected (in lakh Rs.)
1	2	3	4	5	6	7	8
A-Car (Note-7)	9270	530896	9066	561492	Note-1	9685	602089
B-LCV	943	90090	966	104821		931	102643
C-Bus	2511	467927	2619	554266		2632	555279
D-Truck	0	0	0	0		0	0
E-Three-axle vehicle	0	0	0	0		0	0
F-Multi-axle Truck	4655	1739221	5234	2264668		5164	2245114
G-Oversized vehicle	0	0	0	0		0	0
FASTag Debit Adjustment/ Chargeback Received from Bank (Net) (Note-5)	0	262	0	1008	Note-5	0	1237
H- Total	17379	2828396	17885	3486255		18412	3506363

Day/Month wise Opening Balance of Toll Collection & Traffic

Day	9
Month	5
Year	2026
Toll Depositing Bank	0
Bank Account No.	39177623786

Transaction Type	Car/Jeep Count	Total Car/ Jeep Amount (in Rs.)	Bus/Truck Count	Total Bus / Truck Amount (in Rs.)	LCV Count	Total LCV Amount (in Rs.)	MAV (Multi Axle Vehicle Count)	Total MAV (Multi Axle Vehicle) Amount (in Rs.)	Three Axle Count	Three Axle Count Amount (in Rs.)	FASTag Debit Adjustment/ Chargeback Received from Bank (Net) Note-5
1	2	3	4	5	8	9	10	11	12	13	
Single Journey	6348	336367	2063	394007	650	62674	4531	1861358	0	0	1237
Monthly Pass Sales	3	1258	0	0	0	0	0	0	0	0	0
Daily Pass Sales	1965	159340	519	147472	245	34929	597	364029	0	0	0
Local Pass Sales	0	0	0	0	0	0	0	0	0	0	0
Return Pass Sales	0	0	0	0	0	0	0	0	0	0	0
Double User Fee (FASTag Lane Violation) (Note-6)	314	33912	13	4966	10	1920	4	3288	0	0	0
1.25 times User Fee via UPI (FASTag Lane Violation) (Note-9)	1055	71213	37	8834	26	3120	32	16440	0	0	0

Traffic and Revenue Receivable (Annual Pass - Note 7)		
Transaction Type	Car/Jeep Count	Total Car/ Jeep Amount (in Rs.)
1	2	3
Annual Pass	1027	64177

Total Non-Tollable Traffic Count Entry Details (Note-2)					
Transaction Type	Car/Jeep Count	Bus/Truck Count	LCV Count	MAV (Multi Axle Vehicle Count)	Three Axle Count
1	2	3	5	6	7
Reuse & Exit	2531	558	323	637	0
Exemption & Violation	5543	225	101	176	0

Notes

1. Fee for Fastag vehicles passing two toll plazas, is collected at two plazas in few cases and therefore section wise traffic details will not be available at one plaza for same.
2. All Non-tollable traffic could not be recorded/reported due to unavailability of adequate Lanes & systems. Non-Tollable count includes Reuse of daily/return/monthly pass, exit trips, exemption and violations.
3. Reporting (FASTag/Cash/Card) - 12:00:00 AM to 11:59:59 PM.
4. Fastag Collection is net of Acquiring Bank Charges
5. FASTag Debit Adjustment/Chargeback Received from Bank (Net)
6. Double user fee (from cash vehicles entering dedicated Fastag lane) collected from vehicles are reported separately (count and revenue). These are included in vehicle category wise count and revenue.
7. Annual FASTag pass w.e.f. 15 August 2025 as per directions of MPEL vide letter no MPEL/DIC/2025/676 dated August 14, 2025.
8. Annual Pass Toll Revenue receivable (as given in the table above) is not included in the column 'Fee Collected'.
9. '1.25' times User Fee via UPI for vehicles without a valid FASTag w.e.f. 15 November 2025 as per directions of MPEL vide letter no MPEL/02/DIC/968 dated 10 November 2025.



MONTHLY/DAILY FEE STATEMENT

Project Highway: National Highway NH-48

Day/Month: 10-May-2026

Sr. No.	Name of Toll Plaza Location	Chainage
1	National Highway NH-48 (from Km. 20+400 to 131+200) Shilphata	103+350

Type of Vehicle	For corresponding day/month of previous year 10-May-2025		For preceding day/month 9-May-2026		For the day/month reported upon 10-May-2026		
	No. of Vehicles	Fee collected (in lakh Rs.)	No. of Vehicles	Fee collected (in lakh Rs.)	Fee per Vehicle (in Rs.)	No. of Vehicles	Fee collected (in lakh Rs.)
1	2	3	4	5	6	7	8
A-Car (Note-7)	10113	574852	9685	602089	Note-1	9637	596227
B-LCV	924	88824	931	102643		704	77180
C-Bus	2542	475587	2632	555279		2039	427083
D-Truck	0	0	0	0		0	0
E-Three-axle vehicle	0	0	0	0		0	0
F-Multi-axle Truck	4668	1746944	5164	2245114		4478	1912799
G-Oversized vehicle	0	0	0	0		0	0
FASTag Debit Adjustment/ Chargeback Received from Bank (Net) (Note-5)	0	461	0	1237	Note-5	0	0
H- Total	18247	2886668	18412	3506363		16858	3013289

Day/Month wise Opening Balance of Toll Collection & Traffic

Day	10										
Month	5										
Year	2026										
Toll Depositing Bank	0										
Bank Account No.	39177623786										
Transaction Type	Car/Jeep Count	Total Car/ Jeep Amount (in Rs.)	Bus/Truck Count	Total Bus / Truck Amount (in Rs.)	LCV Count	Total LCV Amount (in Rs.)	MAV (Multi Axle Vehicle Count)	Total MAV (Multi Axle Vehicle) Amount (in Rs.)	Three Axle Count	Three Axle Count Amount (in Rs.)	FASTag Debit Adjustment/ Chargeback Received from Bank (Net) Note-5
1	2	3	4	5	8	9	10	11	12	13	
Single Journey	6402	341450	1637	312486	510	49483	4092	1681457	0	0	0
Monthly Pass Sales	1	419	0	0	0	0	0	0	0	0	0
Daily Pass Sales	1903	154107	359	102182	174	25009	349	211101	0	0	0
Local Pass Sales	0	0	0	0	0	0	0	0	0	0	0
Return Pass Sales	0	0	0	0	0	0	0	0	0	0	0
Double User Fee (FASTag Lane Violation) (Note-6)	257	27756	15	5730	4	768	4	3288	0	0	0
1.25 times User Fee via UPI (FASTag Lane Violation) (Note-9)	1074	72495	28	6685	16	1920	33	16954	0	0	0

Traffic and Revenue Receivable (Annual Pass - Note 7)		
Transaction Type	Car/Jeep Count	Total Car/ Jeep Amount (in Rs.)
1	2	3
Annual Pass	1053	64304

Total Non-Tollable Traffic Count Entry Details (Note-2)					
Transaction Type	Car/Jeep Count	Bus/Truck Count	LCV Count	MAV (Multi Axle Vehicle Count)	Three Axle Count
1	2	3	5	6	7
Reuse & Exit	2335	382	240	361	0
Exemption & Violation	6042	203	60	129	0

Notes

1. Fee for Fastag vehicles passing two toll plazas, is collected at two plazas in few cases and therefore section wise traffic details will not be available at one plaza for same.
2. All Non-tollable traffic could not be recorded/reported due to unavailability of adequate Lanes & systems. Non-Tollable count includes Reuse of daily/return/monthly pass, exit trips, exemption and violations.
3. Reporting (FASTag/Cash/Card) - 12:00:00 AM to 11:59:59 PM.
4. Fastag Collection is net of Acquiring Bank Charges
5. FASTag Debit Adjustment/Chargeback Received from Bank (Net)
6. Double user fee (from cash vehicles entering dedicated Fastag lane) collected from vehicles are reported separately (count and revenue). These are included in vehicle category wise count and revenue.
7. Annual FASTag pass w.e.f. 15 August 2025 as per directions of MPEL vide letter no MPEL/DIC/2025/676 dated August 14, 2025.
8. Annual Pass Toll Revenue receivable (as given in the table above) is not included in the column 'Fee Collected'.
9. '1.25' times User Fee via UPI for vehicles without a valid FASTag w.e.f. 15 November 2025 as per directions of MPEL vide letter no MPEL/02/DIC/968 dated 10 November 2025.



MONTHLY/DAILY FEE STATEMENT

Project Highway: National Highway NH-48

Day/Month: 11-May-2026

Sr. No.	Name of Toll Plaza Location	Chainage
1	National Highway NH-48 (from Km. 20+400 to 131+200) Shilphata	103+350

Type of Vehicle	For corresponding day/month of previous year 11-May-2025		For preceding day/month 10-May-2026		For the day/month reported upon 11-May-2026		
	No. of Vehicles	Fee collected (in lakh Rs.)	No. of Vehicles	Fee collected (in lakh Rs.)	Fee per Vehicle (in Rs.)	No. of Vehicles	Fee collected (in lakh Rs.)
1	2	3	4	5	6	7	8
A-Car (Note-7)	10498	606699	9637	596227	Note-1	9335	572576
B-LCV	693	65392	704	77180		943	104789
C-Bus	2019	371503	2039	427083		2451	520322
D-Truck	0	0	0	0		0	0
E-Three-axle vehicle	0	0	0	0		0	0
F-Multi-axle Truck	4227	1567172	4478	1912799		4671	2014448
G-Oversized vehicle	0	0	0	0		0	0
FASTag Debit Adjustment/ Chargeback Received from Bank (Net) (Note-5)	0	0	0	0	Note-5	0	2162
H- Total	17437	2610765	16858	3013289		17400	3214298

Day/Month wise Opening Balance of Toll Collection & Traffic

Day	11
Month	5
Year	2026
Toll Depositing Bank	0
Bank Account No.	39177623786

Transaction Type	Car/Jeep Count	Total Car/ Jeep Amount (in Rs.)	Bus/Truck Count	Total Bus / Truck Amount (in Rs.)	LCV Count	Total LCV Amount (in Rs.)	MAV (Multi Axle Vehicle Count)	Total MAV (Multi Axle Vehicle) Amount (in Rs.)	Three Axle Count	Three Axle Count Amount (in Rs.)	FASTag Debit Adjustment/ Chargeback Received from Bank (Net) Note-5
1	2	3	4	5	8	9	10	11	12	13	
Single Journey	6220	327255	1882	359221	635	60866	4183	1718382	0	0	2162
Monthly Pass Sales	3	1258	0	0	0	0	0	0	0	0	0
Daily Pass Sales	1840	149010	509	144627	277	39555	446	271715	0	0	0
Local Pass Sales	0	0	0	0	0	0	0	0	0	0	0
Return Pass Sales	0	0	0	0	0	0	0	0	0	0	0
Double User Fee (FASTag Lane Violation) (Note-6)	227	24516	15	5730	9	1728	9	7398	0	0	0
1.25 times User Fee via UPI (FASTag Lane Violation) (Note-9)	1045	70538	45	10744	22	2640	33	16954	0	0	0

Traffic and Revenue Receivable (Annual Pass - Note 7)		
Transaction Type	Car/Jeep Count	Total Car/ Jeep Amount (in Rs.)
1	2	3
Annual Pass	1142	71392

Total Non-Tollable Traffic Count Entry Details (Note-2)						
Transaction Type	Car/Jeep Count	Bus/Truck Count	LCV Count	MAV (Multi Axle Vehicle Count)	Three Axle Count	
1	2	3	5	6	7	
Reuse & Exit	2365	557	358	471		0
Exemption & Violation	5727	215	95	179		0

Notes

1. Fee for Fastag vehicles passing two toll plazas, is collected at two plazas in few cases and therefore section wise traffic details will not be available at one plaza for same.
2. All Non-tollable traffic could not be recorded/reported due to unavailability of adequate Lanes & systems. Non-Tollable count includes Reuse of daily/return/monthly pass, exit trips, exemption and violations.
3. Reporting (FASTag/Cash/Card) - 12:00:00 AM to 11:59:59 PM.
4. Fastag Collection is net of Acquiring Bank Charges
5. FASTag Debit Adjustment/Chargeback Received from Bank (Net)
6. Double user fee (from cash vehicles entering dedicated Fastag lane) collected from vehicles are reported separately (count and revenue). These are included in vehicle category wise count and revenue.
7. Annual FASTag pass w.e.f. 15 August 2025 as per directions of MPEL vide letter no MPEL/DIC/2025/676 dated August 14, 2025.
8. Annual Pass Toll Revenue receivable (as given in the table above) is not included in the column 'Fee Collected'.
9. '1.25' times User Fee via UPI for vehicles without a valid FASTag w.e.f. 15 November 2025 as per directions of MPEL vide letter no MPEL/02/DIC/968 dated 10 November 2025.



MONTHLY/DAILY FEE STATEMENT

Project Highway: National Highway NH-48

Day/Month: 12-May-2026

Sr. No.	Name of Toll Plaza Location	Chainage
National Highway NH-48 (from Km. 20+400 to 131+200)		
1	Shilphata	103+350

Type of Vehicle	For corresponding day/month of previous year 12-May-2025		For preceding day/month 11-May-2026		For the day/month reported upon 12-May-2026		
	No. of Vehicles	Fee collected (in lakh Rs.)	No. of Vehicles	Fee collected (in lakh Rs.)	Fee per Vehicle (in Rs.)	No. of Vehicles	Fee collected (in lakh Rs.)
1	2	3	4	5	6	7	8
A-Car (Note-7)	9483	542325	9335	572576	Note-1	8597	534088
B-LCV	857	85650	943	104789		924	101849
C-Bus	2394	452939	2451	520322		2604	547695
D-Truck	0	0	0	0		0	0
E-Three-axle vehicle	0	0	0	0		0	0
F-Multi-axle Truck	4293	1608285	4671	2014448		5332	2307520
G-Oversized vehicle	0	0	0	0		0	0
FASTag Debit Adjustment/ Chargeback Received from Bank (Net) (Note-5)	0	825	0	2162	Note-5	0	1075
H- Total	17027	2690023	17400	3214298		17457	3492227

Day/Month wise Opening Balance of Toll Collection & Traffic

Day	12
Month	5
Year	2026
Toll Depositing Bank	State Bank Of India
Bank Account No.	39177623786

Transaction Type	Car/Jeep Count	Total Car/ Jeep Amount (in Rs.)	Bus/Truck Count	Total Bus / Truck Amount (in Rs.)	LCV Count	Total LCV Amount (in Rs.)	MAV (Multi Axle Vehicle Count)	Total MAV (Multi Axle Vehicle) Amount (in Rs.)	Three Axle Count	Three Axle Count Amount (in Rs.)	FASTag Debit Adjustment/ Chargeback Received from Bank (Net) Note-5
1	2	3	4	5	8	9	10	11	12	13	
Single Journey	5545	290674	2058	392802	641	61661	4738	1947040	0	0	1075
Monthly Pass Sales	2	839	0	0	0	0	0	0	0	0	0
Daily Pass Sales	1873	151829	506	143911	253	36084	550	335717	0	0	0
Local Pass Sales	0	0	0	0	0	0	0	0	0	0	0
Return Pass Sales	0	0	0	0	0	0	0	0	0	0	0
Double User Fee (FASTag Lane Violation) (Note-6)	279	30132	10	3820	7	1344	7	5754	0	0	0
1.25 times User Fee via UPI (FASTag Lane Violation) (Note-9)	898	60615	30	7163	23	2760	37	19009	0	0	0

Traffic and Revenue Receivable (Annual Pass - Note 7)		
Transaction Type	Car/Jeep Count	Total Car/ Jeep Amount (in Rs.)
1	2	3
Annual Pass	1094	67721

Total Non-Tollable Traffic Count Entry Details (Note-2)						
Transaction Type	Car/Jeep Count	Bus/Truck Count	LCV Count	MAV (Multi Axle Vehicle Count)	Three Axle Count	
1	2	3	5	6	7	
Reuse & Exit	2431	554	338	579	0	
Exemption & Violation	5172	237	102	157	0	

Notes

1. Fee for Fastag vehicles passing two toll plazas, is collected at two plazas in few cases and therefore section wise traffic details will not be available at one plaza for same.
2. All Non-tollable traffic could not be recorded/reported due to unavailability of adequate Lanes & systems. Non-Tollable count includes Reuse of daily/return/monthly pass, exit trips, exemption and violations.
3. Reporting (FASTag/Cash/Card) - 12:00:00 AM to 11:59:59 PM.
4. Fastag Collection is net of Acquiring Bank Charges
5. FASTag Debit Adjustment/Chargeback Received from Bank (Net)
6. Double user fee (from cash vehicles entering dedicated Fastag lane) collected from vehicles are reported separately (count and revenue). These are included in vehicle category wise count and revenue.
7. Annual FASTag pass w.e.f. 15 August 2025 as per directions of MPEL vide letter no MPEL/DIC/2025/676 dated August 14, 2025.
8. Annual Pass Toll Revenue receivable (as given in the table above) is not included in the column 'Fee Collected'.
9. '1.25' times User Fee via UPI for vehicles without a valid FASTag w.e.f. 15 November 2025 as per directions of MPEL vide letter no MPEL/02/DIC/968 dated 10 November 2025.



MONTHLY/DAILY FEE STATEMENT

Project Highway: National Highway NH-48

Day/Month: 13-May-2026

Sr. No.	Name of Toll Plaza Location	Chainage
National Highway NH-48 (from Km. 20+400 to 131+200)		
1	Shilphata	103+350

Type of Vehicle	For corresponding day/month of previous year 13-May-2025		For preceding day/month 12-May-2026		For the day/month reported upon 13-May-2026		
	No. of Vehicles	Fee collected (in lakh Rs.)	No. of Vehicles	Fee collected (in lakh Rs.)	Fee per Vehicle (in Rs.)	No. of Vehicles	Fee collected (in lakh Rs.)
1	2	3	4	5	6	7	8
A-Car (Note-7)	8291	479901	8597	534088	Note-1	8962	557937
B-LCV	861	82824	924	101849		966	106303
C-Bus	2470	460791	2604	547695		2680	565271
D-Truck	0	0	0	0		0	0
E-Three-axle vehicle	0	0	0	0		0	0
F-Multi-axle Truck	4496	1682677	5332	2307520		5290	2283007
G-Oversized vehicle	0	0	0	0		0	0
FASTag Debit Adjustment/ Chargeback Received from Bank (Net) (Note-5)	0	0	0	1075	Note-5	0	482
H- Total	16118	2706193	17457	3492227		17898	3513000

Day/Month wise Opening Balance of Toll Collection & Traffic

Day	13
Month	5
Year	2026
Toll Depositing Bank	State Bank Of India
Bank Account No.	39177623786

Transaction Type	Car/Jeep Count	Total Car/ Jeep Amount (in Rs.)	Bus/Truck Count	Total Bus / Truck Amount (in Rs.)	LCV Count	Total LCV Amount (in Rs.)	MAV (Multi Axle Vehicle Count)	Total MAV (Multi Axle Vehicle) Amount (in Rs.)	Three Axle Count	Three Axle Count Amount (in Rs.)	FASTag Debit Adjustment/ Chargeback Received from Bank (Net) Note-5
1	2	3	4	5	8	9	10	11	12	13	
Single Journey	5765	302354	2112	403624	668	64114	4735	1946017	0	0	482
Monthly Pass Sales	2	1228	0	0	0	0	0	0	0	0	0
Daily Pass Sales	1902	154239	520	148038	257	36765	507	310480	0	0	0
Local Pass Sales	0	0	0	0	0	0	0	0	0	0	0
Return Pass Sales	0	0	0	0	0	0	0	0	0	0	0
Double User Fee (FASTag Lane Violation) (Note-6)	317	34236	15	5730	7	1344	6	4932	0	0	0
1.25 times User Fee via UPI (FASTag Lane Violation) (Note-9)	976	65880	33	7879	34	4080	42	21578	0	0	0

Traffic and Revenue Receivable (Annual Pass - Note 7)		
Transaction Type	Car/Jeep Count	Total Car/ Jeep Amount (in Rs.)
1	2	3
Annual Pass	1061	65696

Total Non-Tollable Traffic Count Entry Details (Note-2)						
Transaction Type	Car/Jeep Count	Bus/Truck Count	LCV Count	MAV (Multi Axle Vehicle Count)	Three Axle Count	
1	2	3	5	6	7	
Reuse & Exit	2529	578	337	581	0	
Exemption & Violation	5019	248	110	137	0	

Notes

1. Fee for Fastag vehicles passing two toll plazas, is collected at two plazas in few cases and therefore section wise traffic details will not be available at one plaza for same.
2. All Non-tollable traffic could not be recorded/reported due to unavailability of adequate Lanes & systems. Non-Tollable count includes Reuse of daily/return/monthly pass, exit trips, exemption and violations.
3. Reporting (FASTag/Cash/Card) - 12:00:00 AM to 11:59:59 PM.
4. Fastag Collection is net of Acquiring Bank Charges
5. FASTag Debit Adjustment/Chargeback Received from Bank (Net)
6. Double user fee (from cash vehicles entering dedicated Fastag lane) collected from vehicles are reported separately (count and revenue). These are included in vehicle category wise count and revenue.
7. Annual FASTag pass w.e.f. 15 August 2025 as per directions of MPEL vide letter no MPEL/DIC/2025/676 dated August 14, 2025.
8. Annual Pass Toll Revenue receivable (as given in the table above) is not included in the column 'Fee Collected'.
9. '1.25' times User Fee via UPI for vehicles without a valid FASTag w.e.f. 15 November 2025 as per directions of MPEL vide letter no MPEL/02/DIC/968 dated 10 November 2025.



MONTHLY/DAILY FEE STATEMENT

Project Highway: National Highway NH-48

Day/Month: 14-May-2026

Sr. No.	Name of Toll Plaza Location	Chainage
1	National Highway NH-48 (from Km. 20+400 to 131+200) Shilphata	103+350

Type of Vehicle	For corresponding day/month of previous year 14-May-2025		For preceding day/month 13-May-2026		For the day/month reported upon 14-May-2026		
	No. of Vehicles	Fee collected (in lakh Rs.)	No. of Vehicles	Fee collected (in lakh Rs.)	Fee per Vehicle (in Rs.)	No. of Vehicles	Fee collected (in lakh Rs.)
1	2	3	4	5	6	7	8
A-Car (Note-7)	8354	483829	8962	557937	Note-1	8921	553842
B-LCV	925	91308	966	106303		952	108146
C-Bus	2596	485165	2680	565271		2724	581809
D-Truck	0	0	0	0		0	0
E-Three-axle vehicle	0	0	0	0		0	0
F-Multi-axle Truck	4866	1822052	5290	2283007		5389	2335943
G-Oversized vehicle	0	0	0	0		0	0
FASTag Debit Adjustment/ Chargeback Received from Bank (Net) (Note-5)	0	825	0	482	Note-5	0	363
H- Total	16741	2883178	17898	3513000		17986	3580101

Day/Month wise Opening Balance of Toll Collection & Traffic

Day	14
Month	5
Year	2026
Toll Depositing Bank	State Bank Of India
Bank Account No.	39177623786

Transaction Type	Car/Jeep Count	Total Car/ Jeep Amount (in Rs.)	Bus/Truck Count	Total Bus / Truck Amount (in Rs.)	LCV Count	Total LCV Amount (in Rs.)	MAV (Multi Axle Vehicle Count)	Total MAV (Multi Axle Vehicle) Amount (in Rs.)	Three Axle Count	Three Axle Count Amount (in Rs.)	FASTag Debit Adjustment/ Chargeback Received from Bank (Net) Note-5
1	2	3	4	5	8	9	10	11	12	13	
Single Journey	5761	302790	2074	397208	656	63458	4768	1958533	0	0	363
Monthly Pass Sales	2	839	0	0	1	2875	0	0	0	0	0
Daily Pass Sales	1947	157697	597	170372	257	36388	574	350181	0	0	0
Local Pass Sales	0	0	0	0	0	0	0	0	0	0	0
Return Pass Sales	0	0	0	0	0	0	0	0	0	0	0
Double User Fee (FASTag Lane Violation) (Note-6)	266	28728	11	4202	12	2304	10	8220	0	0	0
1.25 times User Fee via UPI (FASTag Lane Violation) (Note-9)	945	63788	42	10028	26	3120	37	19009	0	0	0

Traffic and Revenue Receivable (Annual Pass - Note 7)		
Transaction Type	Car/Jeep Count	Total Car/ Jeep Amount (in Rs.)
1	2	3
Annual Pass	1109	68987

Total Non-Tollable Traffic Count Entry Details (Note-2)						
Transaction Type	Car/Jeep Count	Bus/Truck Count	LCV Count	MAV (Multi Axle Vehicle Count)	Three Axle Count	
1	2	3	5	6	7	
Reuse & Exit	2528	664	336	619		0
Exemption & Violation	5050	226	112	156		0

Notes

1. Fee for Fastag vehicles passing two toll plazas, is collected at two plazas in few cases and therefore section wise traffic details will not be available at one plaza for same.
2. All Non-tollable traffic could not be recorded/reported due to unavailability of adequate Lanes & systems. Non-Tollable count includes Reuse of daily/return/monthly pass, exit trips, exemption and violations.
3. Reporting (FASTag/Cash/Card) - 12:00:00 AM to 11:59:59 PM.
4. Fastag Collection is net of Acquiring Bank Charges
5. FASTag Debit Adjustment/Chargeback Received from Bank (Net)
6. Double user fee (from cash vehicles entering dedicated Fastag lane) collected from vehicles are reported separately (count and revenue). These are included in vehicle category wise count and revenue.
7. Annual FASTag pass w.e.f. 15 August 2025 as per directions of MPEL vide letter no MPEL/DIC/2025/676 dated August 14, 2025.
8. Annual Pass Toll Revenue receivable (as given in the table above) is not included in the column 'Fee Collected'.
9. '1.25' times User Fee via UPI for vehicles without a valid FASTag w.e.f. 15 November 2025 as per directions of MPEL vide letter no MPEL/02/DIC/968 dated 10 November 2025.



MONTHLY/DAILY FEE STATEMENT

Project Highway: National Highway NH-48

Day/Month: 15-May-2026

Sr. No.	Name of Toll Plaza Location	Chainage
National Highway NH-48 (from Km. 20+400 to 131+200)		
1	Shilphata	103+350

Type of Vehicle	For corresponding day/month of previous year 15-May-2025		For preceding day/month 14-May-2026		For the day/month reported upon 15-May-2026		
	No. of Vehicles	Fee collected (in lakh Rs.)	No. of Vehicles	Fee collected (in lakh Rs.)	Fee per Vehicle (in Rs.)	No. of Vehicles	Fee collected (in lakh Rs.)
1	2	3	4	5	6	7	8
A-Car (Note-7)	8949	511312	8921	553842	Note-1	8785	545244
B-LCV	949	91072	952	108146		967	106404
C-Bus	2614	485890	2724	581809		2772	590267
D-Truck	0	0	0	0		0	0
E-Three-axle vehicle	0	0	0	0		0	0
F-Multi-axle Truck	4888	1825022	5389	2335943		5242	2283403
G-Oversized vehicle	0	0	0	0		0	0
FASTag Debit Adjustment/ Chargeback Received from Bank (Net) (Note-5)	0	200	0	363	Note-5	0	703
H- Total	17400	2913496	17986	3580101		17766	3526020

Day/Month wise Opening Balance of Toll Collection & Traffic

Day	15
Month	5
Year	2026
Toll Depositing Bank	State Bank Of India
Bank Account No.	39177623786

Transaction Type	Car/Jeep Count	Total Car/ Jeep Amount (in Rs.)	Bus/Truck Count	Total Bus / Truck Amount (in Rs.)	LCV Count	Total LCV Amount (in Rs.)	MAV (Multi Axle Vehicle Count)	Total MAV (Multi Axle Vehicle) Amount (in Rs.)	Three Axle Count	Three Axle Count Amount (in Rs.)	FASTag Debit Adjustment/ Chargeback Received from Bank (Net) Note-5
1	2	3	4	5	8	9	10	11	12	13	
Single Journey	5723	301482	2124	405776	683	65983	4576	1880454	0	0	703
Monthly Pass Sales	2	839	0	0	0	0	0	0	0	0	0
Daily Pass Sales	1873	151865	590	168208	256	36485	613	374488	0	0	0
Local Pass Sales	0	0	0	0	0	0	0	0	0	0	0
Return Pass Sales	0	0	0	0	0	0	0	0	0	0	0
Double User Fee (FASTag Lane Violation) (Note-6)	270	29160	17	6494	8	1536	4	3288	0	0	0
1.25 times User Fee via UPI (FASTag Lane Violation) (Note-9)	917	61898	41	9789	20	2400	49	25174	0	0	0

Traffic and Revenue Receivable (Annual Pass - Note 7)		
Transaction Type	Car/Jeep Count	Total Car/ Jeep Amount (in Rs.)
1	2	3
Annual Pass	1053	65000

Total Non-Tollable Traffic Count Entry Details (Note-2)						
Transaction Type	Car/Jeep Count	Bus/Truck Count	LCV Count	MAV (Multi Axle Vehicle Count)	Three Axle Count	
1	2	3	5	6	7	
Reuse & Exit	2414	649	327	682	0	
Exemption & Violation	5056	244	108	184	0	

Notes

1. Fee for Fastag vehicles passing two toll plazas, is collected at two plazas in few cases and therefore section wise traffic details will not be available at one plaza for same.
2. All Non-tollable traffic could not be recorded/reported due to unavailability of adequate Lanes & systems. Non-Tollable count includes Reuse of daily/return/monthly pass, exit trips, exemption and violations.
3. Reporting (FASTag/Cash/Card) - 12:00:00 AM to 11:59:59 PM.
4. Fastag Collection is net of Acquiring Bank Charges
5. FASTag Debit Adjustment/Chargeback Received from Bank (Net)
6. Double user fee (from cash vehicles entering dedicated Fastag lane) collected from vehicles are reported separately (count and revenue). These are included in vehicle category wise count and revenue.
7. Annual FASTag pass w.e.f. 15 August 2025 as per directions of MPEL vide letter no MPEL/DIC/2025/676 dated August 14, 2025.
8. Annual Pass Toll Revenue receivable (as given in the table above) is not included in the column 'Fee Collected'.
9. '1.25' times User Fee via UPI for vehicles without a valid FASTag w.e.f. 15 November 2025 as per directions of MPEL vide letter no MPEL/02/DIC/968 dated 10 November 2025.



MONTHLY/DAILY FEE STATEMENT

Project Highway: National Highway NH-48

Day/Month: 16-May-2026

Sr. No.	Name of Toll Plaza Location	Chainage
National Highway NH-48 (from Km. 20+400 to 131+200)		
1	Shilphata	103+350

Type of Vehicle	For corresponding day/month of previous year 16-May-2025		For preceding day/month 15-May-2026		For the day/month reported upon 16-May-2026		
	No. of Vehicles	Fee collected (in lakh Rs.)	No. of Vehicles	Fee collected (in lakh Rs.)	Fee per Vehicle (in Rs.)	No. of Vehicles	Fee collected (in lakh Rs.)
1	2	3	4	5	6	7	8
A-Car (Note-7)	9398	534418	8785	545244	Note-1	9351	581794
B-LCV	916	89102	967	106404		966	107113
C-Bus	2672	498150	2772	590267		2792	589967
D-Truck	0	0	0	0		0	0
E-Three-axle vehicle	0	0	0	0		0	0
F-Multi-axle Truck	4900	1840988	5242	2283403		5383	2351772
G-Oversized vehicle	0	0	0	0		0	0
FASTag Debit Adjustment/ Chargeback Received from Bank (Net) (Note-5)	0	666	0	703	Note-5	0	634
H- Total	17886	2963323	17766	3526020		18492	3631280

Day/Month wise Opening Balance of Toll Collection & Traffic

Day	16
Month	5
Year	2026
Toll Depositing Bank	State Bank Of India
Bank Account No.	39177623786

Transaction Type	Car/Jeep Count	Total Car/ Jeep Amount (in Rs.)	Bus/Truck Count	Total Bus / Truck Amount (in Rs.)	LCV Count	Total LCV Amount (in Rs.)	MAV (Multi Axle Vehicle Count)	Total MAV (Multi Axle Vehicle) Amount (in Rs.)	Three Axle Count	Three Axle Count Amount (in Rs.)	FASTag Debit Adjustment/ Chargeback Received from Bank (Net) Note-5
1	2	3	4	5	8	9	10	11	12	13	
Single Journey	6012	318352	2194	419929	667	64678	4678	1921955	0	0	634
Monthly Pass Sales	0	0	0	0	0	0	0	0	0	0	0
Daily Pass Sales	2013	163164	549	156620	266	37970	663	405465	0	0	0
Local Pass Sales	0	0	0	0	0	0	0	0	0	0	0
Return Pass Sales	0	0	0	0	0	0	0	0	0	0	0
Double User Fee (FASTag Lane Violation) (Note-6)	266	28728	12	4584	7	1344	9	7398	0	0	0
1.25 times User Fee via UPI (FASTag Lane Violation) (Note-9)	1060	71550	37	8834	26	3120	33	16954	0	0	0

Traffic and Revenue Receivable (Annual Pass - Note 7)		
Transaction Type	Car/Jeep Count	Total Car/ Jeep Amount (in Rs.)
1	2	3
Annual Pass	1113	68797

Total Non-Tollable Traffic Count Entry Details (Note-2)					
Transaction Type	Car/Jeep Count	Bus/Truck Count	LCV Count	MAV (Multi Axle Vehicle Count)	Three Axle Count
1	2	3	5	6	7
Reuse & Exit	2582	601	343	693	0
Exemption & Violation	4782	238	88	175	0

Notes

1. Fee for Fastag vehicles passing two toll plazas, is collected at two plazas in few cases and therefore section wise traffic details will not be available at one plaza for same.
2. All Non-tollable traffic could not be recorded/reported due to unavailability of adequate Lanes & systems. Non-Tollable count includes Reuse of daily/return/monthly pass, exit trips, exemption and violations.
3. Reporting (FASTag/Cash/Card) - 12:00:00 AM to 11:59:59 PM.
4. Fastag Collection is net of Acquiring Bank Charges
5. FASTag Debit Adjustment/Chargeback Received from Bank (Net)
6. Double user fee (from cash vehicles entering dedicated Fastag lane) collected from vehicles are reported separately (count and revenue). These are included in vehicle category wise count and revenue.
7. Annual FASTag pass w.e.f. 15 August 2025 as per directions of MPEL vide letter no MPEL/DIC/2025/676 dated August 14, 2025.
8. Annual Pass Toll Revenue receivable (as given in the table above) is not included in the column 'Fee Collected'.
9. '1.25' times User Fee via UPI for vehicles without a valid FASTag w.e.f. 15 November 2025 as per directions of MPEL vide letter no MPEL/02/DIC/968 dated 10 November 2025.



MONTHLY/DAILY FEE STATEMENT

Project Highway: National Highway NH-48

Day/Month: 17-May-2026

Sr. No.	Name of Toll Plaza Location	Chainage
National Highway NH-48 (from Km. 20+400 to 131+200)		
1	Shilphata	103+350

Type of Vehicle	For corresponding day/month of previous year 17-May-2025		For preceding day/month 16-May-2026		For the day/month reported upon 17-May-2026		
	No. of Vehicles	Fee collected (in lakh Rs.)	No. of Vehicles	Fee collected (in lakh Rs.)	Fee per Vehicle (in Rs.)	No. of Vehicles	Fee collected (in lakh Rs.)
1	2	3	4	5	6	7	8
A-Car (Note-7)	10432	594564	9351	581794	Note-1	9584	595320
B-LCV	974	94624	966	107113		791	84984
C-Bus	2650	491967	2792	589967		2148	451517
D-Truck	0	0	0	0		0	0
E-Three-axle vehicle	0	0	0	0		0	0
F-Multi-axle Truck	4731	1782769	5383	2351772		4553	1963353
G-Oversized vehicle	0	0	0	0		0	0
FASTag Debit Adjustment/ Chargeback Received from Bank (Net) (Note-5)	0	751	0	634	Note-5	0	0
H- Total	18787	2964674	18492	3631280		17076	3095174

Day/Month wise Opening Balance of Toll Collection & Traffic

Day	17
Month	5
Year	2026
Toll Depositing Bank	State Bank Of India
Bank Account No.	39177623786

Transaction Type	Car/Jeep Count	Total Car/ Jeep Amount (in Rs.)	Bus/Truck Count	Total Bus / Truck Amount (in Rs.)	LCV Count	Total LCV Amount (in Rs.)	MAV (Multi Axle Vehicle Count)	Total MAV (Multi Axle Vehicle) Amount (in Rs.)	Three Axle Count	Three Axle Count Amount (in Rs.)	FASTag Debit Adjustment/ Chargeback Received from Bank (Net) Note-5
1	2	3	4	5	8	9	10	11	12	13	
Single Journey	6264	333000	1721	328869	589	56586	4083	1677973	0	0	0
Monthly Pass Sales	0	0	0	0	0	0	0	0	0	0	0
Daily Pass Sales	1949	157993	389	110997	171	24174	441	269557	0	0	0
Local Pass Sales	0	0	0	0	0	0	0	0	0	0	0
Return Pass Sales	0	0	0	0	0	0	0	0	0	0	0
Double User Fee (FASTag Lane Violation) (Note-6)	291	31428	18	6876	7	1344	3	2466	0	0	0
1.25 times User Fee via UPI (FASTag Lane Violation) (Note-9)	1080	72900	20	4775	24	2880	26	13358	0	0	0

Traffic and Revenue Receivable (Annual Pass - Note 7)		
Transaction Type	Car/Jeep Count	Total Car/ Jeep Amount (in Rs.)
1	2	3
Annual Pass	1145	71202

Total Non-Tollable Traffic Count Entry Details (Note-2)						
Transaction Type	Car/Jeep Count	Bus/Truck Count	LCV Count	MAV (Multi Axle Vehicle Count)	Three Axle Count	
1	2	3	5	6	7	
Reuse & Exit	2404	430	225	475	0	
Exemption & Violation	4930	191	70	142	0	

Notes

1. Fee for Fastag vehicles passing two toll plazas, is collected at two plazas in few cases and therefore section wise traffic details will not be available at one plaza for same.
2. All Non-tollable traffic could not be recorded/reported due to unavailability of adequate Lanes & systems. Non-Tollable count includes Reuse of daily/return/monthly pass, exit trips, exemption and violations.
3. Reporting (FASTag/Cash/Card) - 12:00:00 AM to 11:59:59 PM.
4. Fastag Collection is net of Acquiring Bank Charges
5. FASTag Debit Adjustment/Chargeback Received from Bank (Net)
6. Double user fee (from cash vehicles entering dedicated Fastag lane) collected from vehicles are reported separately (count and revenue). These are included in vehicle category wise count and revenue.
7. Annual FASTag pass w.e.f. 15 August 2025 as per directions of MPEL vide letter no MPEL/DIC/2025/676 dated August 14, 2025.
8. Annual Pass Toll Revenue receivable (as given in the table above) is not included in the column 'Fee Collected'.
9. '1.25' times User Fee via UPI for vehicles without a valid FASTag w.e.f. 15 November 2025 as per directions of MPEL vide letter no MPEL/02/DIC/968 dated 10 November 2025.



MONTHLY/DAILY FEE STATEMENT

Project Highway: National Highway NH-48

Day/Month: 18-May-2026

Sr. No.	Name of Toll Plaza Location	Chainage
National Highway NH-48 (from Km. 20+400 to 131+200)		
1	Shilphata	103+350

Type of Vehicle	For corresponding day/month of previous year 18-May-2025		For preceding day/month 17-May-2026		For the day/month reported upon 18-May-2026		
	No. of Vehicles	Fee collected (in lakh Rs.)	No. of Vehicles	Fee collected (in lakh Rs.)	Fee per Vehicle (in Rs.)	No. of Vehicles	Fee collected (in lakh Rs.)
1	2	3	4	5	6	7	8
A-Car (Note-7)	11062	635574	9584	595320	Note-1	9128	563764
B-LCV	680	64279	791	84984		930	103144
C-Bus	2110	388281	2148	451517		2505	534129
D-Truck	0	0	0	0		0	0
E-Three-axle vehicle	0	0	0	0		0	0
F-Multi-axle Truck	4085	1512685	4553	1963353		4858	2106390
G-Oversized vehicle	0	0	0	0		0	0
FASTag Debit Adjustment/ Chargeback Received from Bank (Net) (Note-5)	0	0	0	0	Note-5	0	982
H- Total	17937	2600819	17076	3095174		17421	3308409

Day/Month wise Opening Balance of Toll Collection & Traffic

Day	18
Month	5
Year	2026
Toll Depositing Bank	0
Bank Account No.	39177623786

Transaction Type	Car/Jeep Count	Total Car/ Jeep Amount (in Rs.)	Bus/Truck Count	Total Bus / Truck Amount (in Rs.)	LCV Count	Total LCV Amount (in Rs.)	MAV (Multi Axle Vehicle Count)	Total MAV (Multi Axle Vehicle) Amount (in Rs.)	Three Axle Count	Three Axle Count Amount (in Rs.)	FASTag Debit Adjustment/ Chargeback Received from Bank (Net) Note-5
1	2	3	4	5	8	9	10	11	12	13	
Single Journey	5979	314388	1913	365805	636	61308	4280	1757297	0	0	982
Monthly Pass Sales	3	1258	0	0	0	0	0	0	0	0	0
Daily Pass Sales	1825	147854	546	155193	257	36532	537	327104	0	0	0
Local Pass Sales	0	0	0	0	0	0	0	0	0	0	0
Return Pass Sales	0	0	0	0	0	0	0	0	0	0	0
Double User Fee (FASTag Lane Violation) (Note-6)	274	29592	15	5730	12	2304	3	2466	0	0	0
1.25 times User Fee via UPI (FASTag Lane Violation) (Note-9)	1047	70673	31	7401	25	3000	38	19523	0	0	0

Traffic and Revenue Receivable (Annual Pass - Note 7)		
Transaction Type	Car/Jeep Count	Total Car/ Jeep Amount (in Rs.)
1	2	3
Annual Pass	1096	68354

Total Non-Tollable Traffic Count Entry Details (Note-2)						
Transaction Type	Car/Jeep Count	Bus/Truck Count	LCV Count	MAV (Multi Axle Vehicle Count)	Three Axle Count	
1	2	3	5	6	7	
Reuse & Exit	2371	600	328	568	0	
Exemption & Violation	4858	257	115	154	0	

Notes

1. Fee for Fastag vehicles passing two toll plazas, is collected at two plazas in few cases and therefore section wise traffic details will not be available at one plaza for same.
2. All Non-tollable traffic could not be recorded/reported due to unavailability of adequate Lanes & systems. Non-Tollable count includes Reuse of daily/return/monthly pass, exit trips, exemption and violations.
3. Reporting (FASTag/Cash/Card) - 12:00:00 AM to 11:59:59 PM.
4. Fastag Collection is net of Acquiring Bank Charges
5. FASTag Debit Adjustment/Chargeback Received from Bank (Net)
6. Double user fee (from cash vehicles entering dedicated Fastag lane) collected from vehicles are reported separately (count and revenue). These are included in vehicle category wise count and revenue.
7. Annual FASTag pass w.e.f. 15 August 2025 as per directions of MPEL vide letter no MPEL/DIC/2025/676 dated August 14, 2025.
8. Annual Pass Toll Revenue receivable (as given in the table above) is not included in the column 'Fee Collected'.
9. '1.25' times User Fee via UPI for vehicles without a valid FASTag w.e.f. 15 November 2025 as per directions of MPEL vide letter no MPEL/02/DIC/968 dated 10 November 2025.



MONTHLY/DAILY FEE STATEMENT

Project Highway: National Highway NH-48

Day/Month: 19-May-2026

Sr. No.	Name of Toll Plaza Location	Chainage
National Highway NH-48 (from Km. 20+400 to 131+200)		
1	Shilphata	103+350

Type of Vehicle	For corresponding day/month of previous year 19-May-2025		For preceding day/month 18-May-2026		For the day/month reported upon 19-May-2026		
	No. of Vehicles	Fee collected (in lakh Rs.)	No. of Vehicles	Fee collected (in lakh Rs.)	Fee per Vehicle (in Rs.)	No. of Vehicles	Fee collected (in lakh Rs.)
1	2	3	4	5	6	7	8
A-Car (Note-7)	9305	531494	9128	563764	Note-1	8103	506497
B-LCV	843	81694	930	103144		1035	113714
C-Bus	2414	454806	2505	534129		2728	580672
D-Truck	0	0	0	0		0	0
E-Three-axle vehicle	0	0	0	0		0	0
F-Multi-axle Truck	4026	1512959	4858	2106390		5488	2388399
G-Oversized vehicle	0	0	0	0		0	0
FASTag Debit Adjustment/ Chargeback Received from Bank (Net) (Note-5)	0	815	0	982	Note-5	0	1008
H- Total	16588	2581768	17421	3308409		17354	3590291

Day/Month wise Opening Balance of Toll Collection & Traffic

Day	19
Month	5
Year	2026
Toll Depositing Bank	State Bank Of India
Bank Account No.	39177623786

Transaction Type	Car/Jeep Count	Total Car/ Jeep Amount (in Rs.)	Bus/Truck Count	Total Bus / Truck Amount (in Rs.)	LCV Count	Total LCV Amount (in Rs.)	MAV (Multi Axle Vehicle Count)	Total MAV (Multi Axle Vehicle) Amount (in Rs.)	Three Axle Count	Three Axle Count Amount (in Rs.)	FASTag Debit Adjustment/ Chargeback Received from Bank (Net) Note-5
1	2	3	4	5	8	9	10	11	12	13	
Single Journey	5086	266980	2092	399946	727	70076	4809	1976315	0	0	1008
Monthly Pass Sales	0	0	0	0	0	0	0	0	0	0	0
Daily Pass Sales	1779	144370	574	163489	269	38454	622	380027	0	0	0
Local Pass Sales	0	0	0	0	0	0	0	0	0	0	0
Return Pass Sales	0	0	0	0	0	0	0	0	0	0	0
Double User Fee (FASTag Lane Violation) (Note-6)	286	30888	17	6494	7	1344	9	7398	0	0	0
1.25 times User Fee via UPI (FASTag Lane Violation) (Note-9)	952	64260	45	10744	32	3840	48	24660	0	0	0

Traffic and Revenue Receivable (Annual Pass - Note 7)		
Transaction Type	Car/Jeep Count	Total Car/ Jeep Amount (in Rs.)
1	2	3
Annual Pass	1108	68544

Total Non-Tollable Traffic Count Entry Details (Note-2)					
Transaction Type	Car/Jeep Count	Bus/Truck Count	LCV Count	MAV (Multi Axle Vehicle Count)	Three Axle Count
1	2	3	5	6	7
Reuse & Exit	2331	638	350	652	0
Exemption & Violation	4527	274	88	183	0

Notes

1. Fee for Fastag vehicles passing two toll plazas, is collected at two plazas in few cases and therefore section wise traffic details will not be available at one plaza for same.
2. All Non-tollable traffic could not be recorded/reported due to unavailability of adequate Lanes & systems. Non-Tollable count includes Reuse of daily/return/monthly pass, exit trips, exemption and violations.
3. Reporting (FASTag/Cash/Card) - 12:00:00 AM to 11:59:59 PM.
4. Fastag Collection is net of Acquiring Bank Charges
5. FASTag Debit Adjustment/Chargeback Received from Bank (Net)
6. Double user fee (from cash vehicles entering dedicated Fastag lane) collected from vehicles are reported separately (count and revenue). These are included in vehicle category wise count and revenue.
7. Annual FASTag pass w.e.f. 15 August 2025 as per directions of MPEL vide letter no MPEL/DIC/2025/676 dated August 14, 2025.
8. Annual Pass Toll Revenue receivable (as given in the table above) is not included in the column 'Fee Collected'.
9. '1.25' times User Fee via UPI for vehicles without a valid FASTag w.e.f. 15 November 2025 as per directions of MPEL vide letter no MPEL/02/DIC/968 dated 10 November 2025.



MONTHLY/DAILY FEE STATEMENT

Project Highway: National Highway NH-48

Day/Month: 20-May-2026

Sr. No.	Name of Toll Plaza Location	Chainage
National Highway NH-48 (from Km. 20+400 to 131+200)		
1	Shilphata	103+350

Type of Vehicle	For corresponding day/month of previous year 20-May-2025		For preceding day/month 19-May-2026		For the day/month reported upon 20-May-2026		
	No. of Vehicles	Fee collected (in lakh Rs.)	No. of Vehicles	Fee collected (in lakh Rs.)	Fee per Vehicle (in Rs.)	No. of Vehicles	Fee collected (in lakh Rs.)
1	2	3	4	5	6	7	8
A-Car (Note-7)	8472	484942	8103	506497	Note-1	8257	514268
B-LCV	910	87603	1035	113714		1001	110834
C-Bus	2471	462479	2728	580672		2834	601643
D-Truck	0	0	0	0		0	0
E-Three-axle vehicle	0	0	0	0		0	0
F-Multi-axle Truck	4572	1705282	5488	2388399		5538	2405864
G-Oversized vehicle	0	0	0	0		0	0
FASTag Debit Adjustment/ Chargeback Received from Bank (Net) (Note-5)	0	1065	0	1008	Note-5	0	786
H- Total	16425	2741373	17354	3590291		17630	3633395

Day/Month wise Opening Balance of Toll Collection & Traffic

Day	20
Month	5
Year	2026
Toll Depositing Bank	State Bank Of India
Bank Account No.	39177623786

Transaction Type	Car/Jeep Count	Total Car/ Jeep Amount (in Rs.)	Bus/Truck Count	Total Bus / Truck Amount (in Rs.)	LCV Count	Total LCV Amount (in Rs.)	MAV (Multi Axle Vehicle Count)	Total MAV (Multi Axle Vehicle) Amount (in Rs.)	Three Axle Count	Three Axle Count Amount (in Rs.)	FASTag Debit Adjustment/ Chargeback Received from Bank (Net) Note-5
1	2	3	4	5	8	9	10	11	12	13	
Single Journey	5234	274506	2183	416294	680	65324	4870	1999826	0	0	786
Monthly Pass Sales	0	0	0	0	0	0	0	0	0	0	0
Daily Pass Sales	1841	149407	590	168350	279	39822	604	370075	0	0	0
Local Pass Sales	0	0	0	0	0	0	0	0	0	0	0
Return Pass Sales	0	0	0	0	0	0	0	0	0	0	0
Double User Fee (FASTag Lane Violation) (Note-6)	261	28188	17	6494	9	1728	10	8220	0	0	0
1.25 times User Fee via UPI (FASTag Lane Violation) (Note-9)	921	62168	44	10505	33	3960	54	27743	0	0	0

Traffic and Revenue Receivable (Annual Pass - Note 7)		
Transaction Type	Car/Jeep Count	Total Car/ Jeep Amount (in Rs.)
1	2	3
Annual Pass	1074	67025

Total Non-Tollable Traffic Count Entry Details (Note-2)						
Transaction Type	Car/Jeep Count	Bus/Truck Count	LCV Count	MAV (Multi Axle Vehicle Count)	Three Axle Count	
1	2	3	5	6	7	
Reuse & Exit	2391	657	366	689	0	
Exemption & Violation	4770	232	100	213	0	

Notes

1. Fee for Fastag vehicles passing two toll plazas, is collected at two plazas in few cases and therefore section wise traffic details will not be available at one plaza for same.
2. All Non-tollable traffic could not be recorded/reported due to unavailability of adequate Lanes & systems. Non-Tollable count includes Reuse of daily/return/monthly pass, exit trips, exemption and violations.
3. Reporting (FASTag/Cash/Card) - 12:00:00 AM to 11:59:59 PM.
4. Fastag Collection is net of Acquiring Bank Charges
5. FASTag Debit Adjustment/Chargeback Received from Bank (Net)
6. Double user fee (from cash vehicles entering dedicated Fastag lane) collected from vehicles are reported separately (count and revenue). These are included in vehicle category wise count and revenue.
7. Annual FASTag pass w.e.f. 15 August 2025 as per directions of MPEL vide letter no MPEL/DIC/2025/676 dated August 14, 2025.
8. Annual Pass Toll Revenue receivable (as given in the table above) is not included in the column 'Fee Collected'.
9. '1.25' times User Fee via UPI for vehicles without a valid FASTag w.e.f. 15 November 2025 as per directions of MPEL vide letter no MPEL/02/DIC/968 dated 10 November 2025.



MONTHLY/DAILY FEE STATEMENT

Project Highway: National Highway NH-48

Day/Month: 21-May-2026

Sr. No.	Name of Toll Plaza Location	Chainage
1	Shilphata	103+350

Type of Vehicle	For corresponding day/month of previous year 21-May-2025		For preceding day/month 20-May-2026		For the day/month reported upon 21-May-2026		
	No. of Vehicles	Fee collected (in lakh Rs.)	No. of Vehicles	Fee collected (in lakh Rs.)	Fee per Vehicle (in Rs.)	No. of Vehicles	Fee collected (in lakh Rs.)
1	2	3	4	5	6	7	8
A-Car (Note-7)	8681	500520	8257	514268	Note-1	8221	512333
B-LCV	957	92204	1001	110834		1055	116423
C-Bus	2657	497733	2834	601643		2852	605013
D-Truck	0	0	0	0		0	0
E-Three-axle vehicle	0	0	0	0		0	0
F-Multi-axle Truck	4819	1803741	5538	2405864		5732	2486114
G-Oversized vehicle	0	0	0	0		0	0
FASTag Debit Adjustment/ Chargeback Received from Bank (Net) (Note-5)	0	450	0	786	Note-5	0	1148
H- Total	17114	2894649	17630	3633395		17860	3721031

Day/Month wise Opening Balance of Toll Collection & Traffic

Day	21
Month	5
Year	2026
Toll Depositing Bank	State Bank Of India
Bank Account No.	39177623786

Transaction Type	Car/Jeep Count	Total Car/ Jeep Amount (in Rs.)	Bus/Truck Count	Total Bus / Truck Amount (in Rs.)	LCV Count	Total LCV Amount (in Rs.)	MAV (Multi Axle Vehicle Count)	Total MAV (Multi Axle Vehicle) Amount (in Rs.)	Three Axle Count	Three Axle Count Amount (in Rs.)	FASTag Debit Adjustment/ Chargeback Received from Bank (Net)
1	2	3	4	5	8	9	10	11	12	13	Note-5
Single Journey	5134	269088	2198	419479	741	71473	5042	2069499	0	0	1148
Monthly Pass Sales	0	0	0	0	0	0	0	0	0	0	0
Daily Pass Sales	1868	151485	601	171018	285	40822	617	376337	0	0	0
Local Pass Sales	0	0	0	0	0	0	0	0	0	0	0
Return Pass Sales	0	0	0	0	0	0	0	0	0	0	0
Double User Fee (FASTag Lane Violation) (Note-6)	234	25272	13	4966	9	1728	9	7398	0	0	0
1.25 times User Fee via UPI (FASTag Lane Violation) (Note-9)	985	66488	40	9550	20	2400	64	32880	0	0	0

Traffic and Revenue Receivable (Annual Pass - Note 7)		
Transaction Type	Car/Jeep Count	Total Car/ Jeep Amount (in Rs.)
1	2	3
Annual Pass	1037	64747

Total Non-Tollable Traffic Count Entry Details (Note-2)					
Transaction Type	Car/Jeep Count	Bus/Truck Count	LCV Count	MAV (Multi Axle Vehicle Count)	Three Axle Count
1	2	3	5	6	7
Reuse & Exit	2438	652	371	662	0
Exemption & Violation	4595	271	89	210	0



Notes

1. Fee for Fastag vehicles passing two toll plazas, is collected at two plazas in few cases and therefore section wise traffic details will not be available at one plaza for same.
2. All Non-tollable traffic could not be recorded/reported due to unavailability of adequate Lanes & systems. Non-Tollable count includes Reuse of daily/return/monthly pass, exit trips, exemption and violations.
3. Reporting (FASTag/Cash/Card) - 12:00:00 AM to 11:59:59 PM.
4. Fastag Collection is net of Acquiring Bank Charges
5. FASTag Debit Adjustment/Chargeback Received from Bank (Net)
6. Double user fee (from cash vehicles entering dedicated Fastag lane) collected from vehicles are reported separately (count and revenue). These are included in vehicle category wise count and revenue.
7. Annual FASTag pass w.e.f. 15 August 2025 as per directions of MPEL vide letter no MPEL/DIC/2025/676 dated August 14, 2025.
8. Annual Pass Toll Revenue receivable (as given in the table above) is not included in the column 'Fee Collected'.
9. '1.25' times User Fee via UPI for vehicles without a valid FASTag w.e.f. 15 November 2025 as per directions of MPEL vide letter no MPEL/DIC/968 dated 10 November 2025.

MONTHLY/DAILY FEE STATEMENT

Project Highway: National Highway NH-48

Day/Month: 22-May-2026

Sr. No.	Name of Toll Plaza Location	Chainage
National Highway NH-48 (from Km. 20+400 to 131+200)		
1	Shilphata	103+350

Type of Vehicle	For corresponding day/month of previous year 22-May-2025		For preceding day/month 21-May-2026		For the day/month reported upon 22-May-2026		
	No. of Vehicles	Fee collected (in lakh Rs.)	No. of Vehicles	Fee collected (in lakh Rs.)	Fee per Vehicle (in Rs.)	No. of Vehicles	Fee collected (in lakh Rs.)
1	2	3	4	5	6	7	8
A-Car (Note-7)	8847	503664	8221	512333	Note-1	8931	551378
B-LCV	966	93200	1055	116423		1051	114970
C-Bus	2794	518888	2852	605013		2816	599024
D-Truck	0	0	0	0		0	0
E-Three-axle vehicle	0	0	0	0		0	0
F-Multi-axle Truck	4982	1859665	5732	2486114		5469	2362761
G-Oversized vehicle	0	0	0	0		0	0
FASTag Debit Adjustment/ Chargeback Received from Bank (Net) (Note-5)	0	899	0	1148		Note-5	0
H- Total	17589	2976317	17860	3721031		18267	3629280

Day/Month wise Opening Balance of Toll Collection & Traffic

Day	22
Month	5
Year	2026
Toll Depositing Bank	State Bank Of India
Bank Account No.	39177623786

Transaction Type	Car/Jeep Count	Total Car/ Jeep Amount (in Rs.)	Bus/Truck Count	Total Bus / Truck Amount (in Rs.)	LCV Count	Total LCV Amount (in Rs.)	MAV (Multi Axle Vehicle Count)	Total MAV (Multi Axle Vehicle) Amount (in Rs.)	Three Axle Count	Three Axle Count Amount (in Rs.)	FASTag Debit Adjustment/ Chargeback Received from Bank (Net)		
1	2	3	4	5	6	7	8	9	10	11	12	13	Note-5
Single Journey	5876	309573	2167	414162	754	72643	4869	2000113	0	0	0	1148	
Monthly Pass Sales	1	419	0	0	0	0	0	0	0	0	0	0	
Daily Pass Sales	1793	145414	596	169773	263	37310	535	327405	0	0	0	0	
Local Pass Sales	0	0	0	0	0	0	0	0	0	0	0	0	
Return Pass Sales	0	0	0	0	0	0	0	0	0	0	0	0	
Double User Fee (FASTag Lane Violation) (Note-6)	268	28944	17	6494	13	2496	6	4932	0	0	0	0	
1.25 times User Fee via UPI (FASTag Lane Violation) (Note-9)	993	67028	36	8595	21	2520	59	30311	0	0	0	0	

Traffic and Revenue Receivable (Annual Pass - Note 7)		
Transaction Type	Car/Jeep Count	Total Car/ Jeep Amount (in Rs.)
1	2	3
Annual Pass	1137	70759

Total Non-Tollable Traffic Count Entry Details (Note-2)					
Transaction Type	Car/Jeep Count	Bus/Truck Count	LCV Count	MAV (Multi Axle Vehicle Count)	Three Axle Count
1	2	3	4	5	6
Reuse & Exit	2291	675	330	565	0
Exemption & Violation	4742	251	86	137	0



Notes

1. Fee for Fastag vehicles passing two toll plazas, is collected at two plazas in few cases and therefore section wise traffic details will not be available at one plaza for same.
2. All Non-tollable traffic could not be recorded/reported due to unavailability of adequate Lanes & systems. Non-Tollable count includes Reuse of daily/return/monthly pass, exit trips, exemption and violations.
3. Reporting (FASTag/Cash/Card) - 12:00:00 AM to 11:59:59 PM.
4. Fastag Collection is net of Acquiring Bank Charges
5. FASTag Debit Adjustment/Chargeback Received from Bank (Net)
6. Double user fee (from cash vehicles entering dedicated Fastag lane) collected from vehicles are reported separately (count and revenue). These are included in vehicle category wise count and revenue.
7. Annual FASTag pass w.e.f. 15 August 2025 as per directions of MPEL vide letter no MPEL/DIC/2025/676 dated August 14, 2025.
8. Annual Pass Toll Revenue receivable (as given in the table above) is not included in the column 'Fee Collected'.
9. '1.25' times User Fee via UPI for vehicles without a valid FASTag w.e.f. 15 November 2025 as per directions of MPEL vide letter no MPEL/02/DIC/968 dated 10 November 2025.

MONTHLY/DAILY FEE STATEMENT

Project Highway: National Highway NH-48

Day/Month: 23-May-2026

Sr. No.	Name of Toll Plaza Location	Chainage
National Highway NH-48 (from Km. 20+400 to 131+200)		
1	Shilphata	103+350

Type of Vehicle	For corresponding day/month of previous year 23-May-2025		For preceding day/month 22-May-2026		For the day/month reported upon 23-May-2026		
	No. of Vehicles	Fee collected (in lakh Rs.)	No. of Vehicles	Fee collected (in lakh Rs.)	Fee per Vehicle (in Rs.)	No. of Vehicles	Fee collected (in lakh Rs.)
1	2	3	4	5	6	7	8
A-Car (Note-7)	8386	475284	8931	551378	Note-1	9393	580383
B-LCV	931	89469	1051	114970		1046	115193
C-Bus	2633	488901	2816	599024		2696	572553
D-Truck	0	0	0	0		0	0
E-Three-axle vehicle	0	0	0	0		0	0
F-Multi-axle Truck	4797	1793463	5469	2362761		5609	2442705
G-Oversized vehicle	0	0	0	0		0	0
FASTag Debit Adjustment/ Chargeback Received from Bank (Net) (Note-5)	0	1071	0	1148		Note-5	0
H- Total	16747	2848188	18267	3629280		18744	3710834

Day/Month wise Opening Balance of Toll Collection & Traffic

Day	23
Month	5
Year	2026
Toll Depositing Bank	State Bank Of India
Bank Account No.	39177623786

Transaction Type	Car/Jeep Count	Total Car/ Jeep Amount (in Rs.)	Bus/Truck Count	Total Bus / Truck Amount (in Rs.)	LCV Count	Total LCV Amount (in Rs.)	MAV (Multi Axle Vehicle Count)	Total MAV (Multi Axle Vehicle) Amount (in Rs.)	Three Axle Count	Three Axle Count Amount (in Rs.)	FASTag Debit Adjustment/ Chargeback Received from Bank (Net)
1	2	3	4	5	8	9	10	11	12	13	Note-5
Single Journey	6277	333109	2083	397942	720	69391	4906	2016470	0	0	0
Monthly Pass Sales	0	0	0	0	0	0	0	0	0	0	0
Daily Pass Sales	1801	145998	573	163342	286	40570	653	398698	0	0	0
Local Pass Sales	0	0	0	0	0	0	0	0	0	0	0
Return Pass Sales	0	0	0	0	0	0	0	0	0	0	0
Double User Fee (FASTag Lane Violation) (Note-6)	309	33372	12	4584	6	1152	6	4932	0	0	0
1.25 times User Fee via UPI (FASTag Lane Violation) (Note-9)	1006	67905	28	6685	34	4080	44	22605	0	0	0

Traffic and Revenue Receivable (Annual Pass - Note 7)		
Transaction Type	Car/Jeep Count	Total Car/ Jeep Amount (in Rs.)
1	2	3
Annual Pass	1046	64873

Total Non-Tollable Traffic Count Entry Details (Note-2)					
Transaction Type	Car/Jeep Count	Bus/Truck Count	LCV Count	MAV (Multi Axle Vehicle Count)	Three Axle Count
1	2	3	5	6	7
Reuse & Exit	2362	619	382	685	0
Exemption & Violation	4600	227	98	196	0



Notes

1. Fee for Fastag vehicles passing two toll plazas, is collected at two plazas in few cases and therefore section wise traffic details will not be available at one plaza for same.
2. All Non-tollable traffic could not be recorded/reported due to unavailability of adequate Lanes & systems. Non-Tollable count includes Reuse of daily/return/monthly pass, exit trips, exemption and violations.
3. Reporting (FASTag/Cash/Card) - 12:00:00 AM to 11:59:59 PM.
4. Fastag Collection is net of Acquiring Bank Charges
5. FASTag Debit Adjustment/Chargeback Received from Bank (Net)
6. Double user fee (from cash vehicles entering dedicated Fastag lane) collected from vehicles are reported separately (count and revenue). These are included in vehicle category wise count and revenue.
7. Annual FASTag pass w.e.f. 15 August 2025 as per directions of MPEL vide letter no MPEL/DIC/2025/676 dated August 14, 2025.
8. Annual Pass Toll Revenue receivable (as given in the table above) is not included in the column 'Fee Collected'.
9. '1.25' times User Fee via UPI for vehicles without a valid FASTag w.e.f. 15 November 2025 as per directions of MPEL vide letter no MPEL/02/DIC/968 dated 10 November 2025.

MONTHLY/DAILY FEE STATEMENT

Project Highway: National Highway NH-48

Day/Month: 24-May-2026

Sr. No.	Name of Toll Plaza Location	Chainage
1	Shilphata	103+350

Type of Vehicle	For corresponding day/month of previous year 24-May-2025		For preceding day/month 23-May-2026		For the day/month reported upon 24-May-2026		
	No. of Vehicles	Fee collected (in lakh Rs.)	No. of Vehicles	Fee collected (in lakh Rs.)	Fee per Vehicle (in Rs.)	No. of Vehicles	Fee collected (in lakh Rs.)
1	2	3	4	5	6	7	8
A-Car (Note-7)	9818	562091	9393	580383	Note-1	9493	591362
B-LCV	955	89540	1046	115193		803	86021
C-Bus	2610	489132	2696	572553		2131	445276
D-Truck	0	0	0	0		0	0
E-Three-axle vehicle	0	0	0	0		0	0
F-Multi-axle Truck	4734	1764325	5609	2442705		4859	2082028
G-Oversized vehicle	0	0	0	0		0	0
FASTag Debit Adjustment/ Chargeback Received from Bank (Net) (Note-5)	0	0	0	0		Note-5	0
H- Total	18117	2905088	18744	3710834		17286	3204686

Day/Month wise Opening Balance of Toll Collection & Traffic

Day	24
Month	5
Year	2026
Toll Depositing Bank	State Bank Of India
Bank Account No.	39177623786

Transaction Type	Car/Jeep Count	Total Car/ Jeep Amount (in Rs.)	Bus/Truck Count	Total Bus / Truck Amount (in Rs.)	LCV Count	Total LCV Amount (in Rs.)	MAV (Multi Axle Vehicle Count)	Total MAV (Multi Axle Vehicle) Amount (in Rs.)	Three Axle Count	Three Axle Count Amount (in Rs.)	FASTag Debit Adjustment/ Chargeback Received from Bank (Net)
1	2	3	4	5	8	9	10	11	12	13	Note-5
Single Journey	6173	328316	1720	328205	616	59089	4416	1813153	0	0	0
Monthly Pass Sales	1	419	0	0	0	0	0	0	0	0	0
Daily Pass Sales	1957	158704	376	106995	158	22803	403	246784	0	0	0
Local Pass Sales	0	0	0	0	0	0	0	0	0	0	0
Return Pass Sales	0	0	0	0	0	0	0	0	0	0	0
Double User Fee (FASTag Lane Violation) (Note-6)	296	31968	12	4584	9	1728	5	4110	0	0	0
1.25 times User Fee via UPI (FASTag Lane Violation) (Note-9)	1066	71955	23	5491	20	2400	35	17981	0	0	0

Traffic and Revenue Receivable (Annual Pass - Note 7)		
Transaction Type	Car/Jeep Count	Total Car/ Jeep Amount (in Rs.)
1	2	3
Annual Pass	1086	66899

Total Non-Tollable Traffic Count Entry Details (Note-2)					
Transaction Type	Car/Jeep Count	Bus/Truck Count	LCV Count	MAV (Multi Axle Vehicle Count)	Three Axle Count
1	2	3	5	6	7
Reuse & Exit	2409	414	221	412	0
Exemption & Violation	5125	188	56	130	0



Notes

1. Fee for Fastag vehicles passing two toll plazas, is collected at two plazas in few cases and therefore section wise traffic details will not be available at one plaza for same.
2. All Non-tollable traffic could not be recorded/reported due to unavailability of adequate Lanes & systems. Non-Tollable count includes Reuse of daily/return/monthly pass, exit trips, exemption and violations.
3. Reporting (FASTag/Cash/Card) - 12:00:00 AM to 11:59:59 PM.
4. Fastag Collection is net of Acquiring Bank Charges
5. FASTag Debit Adjustment/Chargeback Received from Bank (Net)
6. Double user fee (from cash vehicles entering dedicated Fastag lane) collected from vehicles are reported separately (count and revenue). These are included in vehicle category wise count and revenue.
7. Annual FASTag pass w.e.f. 15 August 2025 as per directions of MPEL vide letter no MPEL/DIC/2025/676 dated August 14, 2025.
8. Annual Pass Toll Revenue receivable (as given in the table above) is not included in the column 'Fee Collected'.
9. '1.25' times User Fee via UPI for vehicles without a valid FASTag w.e.f. 15 November 2025 as per directions of MPEL vide letter no MPEL/02/DIC/968 dated 10 November 2025.

MONTHLY/DAILY FEE STATEMENT

Project Highway: National Highway NH-48

Day/Month: 25-May-2026

Sr. No.	Name of Toll Plaza Location	Chainage
National Highway NH-48 (from Km. 20+400 to 131+200)		
1	Shilphata	103+350

Type of Vehicle	For corresponding day/month of previous year 25-May-2025		For preceding day/month 24-May-2026		For the day/month reported upon 25-May-2026		
	No. of Vehicles	Fee collected (in lakh Rs.)	No. of Vehicles	Fee collected (in lakh Rs.)	Fee per Vehicle (in Rs.)	No. of Vehicles	Fee collected (in lakh Rs.)
1	2	3	4	5	6	7	8
A-Car (Note-7)	10093	579779	9493	591362	Note-1	8723	539387
B-LCV	708	67086	803	86021		1037	115617
C-Bus	2077	381228	2131	445276		2672	565952
D-Truck	0	0	0	0		0	0
E-Three-axle vehicle	0	0	0	0		0	0
F-Multi-axle Truck	4129	1519882	4859	2082028		4990	2163871
G-Oversized vehicle	0	0	0	0		0	0
FASTag Debit Adjustment/ Chargeback Received from Bank (Net) (Note-5)	0	0	0	0		Note-5	0
H- Total	17007	2547974	17286	3204686		17422	3386156

Day/Month wise Opening Balance of Toll Collection & Traffic

Day	25
Month	5
Year	2026
Toll Depositing Bank	State Bank Of India
Bank Account No.	39177623786

Transaction Type	Car/Jeep Count	Total Car/ Jeep Amount (in Rs.)	Bus/Truck Count	Total Bus / Truck Amount (in Rs.)	LCV Count	Total LCV Amount (in Rs.)	MAV (Multi Axle Vehicle Count)	Total MAV (Multi Axle Vehicle) Amount (in Rs.)	Three Axle Count	Three Axle Count Amount (in Rs.)	FASTag Debit Adjustment/ Chargeback Received from Bank (Net)
1	2	3	4	5	8	9	10	11	12	13	Note-5
Single Journey	5665	296791	2063	394148	706	68118	4400	1807482	0	0	1330
Monthly Pass Sales	0	0	0	0	0	0	0	0	0	0	0
Daily Pass Sales	1877	152228	540	153468	287	40778	533	325255	0	0	0
Local Pass Sales	0	0	0	0	0	0	0	0	0	0	0
Return Pass Sales	0	0	0	0	0	0	0	0	0	0	0
Double User Fee (FASTag Lane Violation) (Note-6)	263	28404	13	4966	20	3840	6	4932	0	0	0
1.25 times User Fee via UPI (FASTag Lane Violation) (Note-9)	918	61965	56	13370	24	2880	51	26201	0	0	0

Traffic and Revenue Receivable (Annual Pass - Note 7)		
Transaction Type	Car/Jeep Count	Total Car/ Jeep Amount (in Rs.)
1	2	3
Annual Pass	1223	76139

Total Non-Tollable Traffic Count Entry Details (Note-2)					
Transaction Type	Car/Jeep Count	Bus/Truck Count	LCV Count	MAV (Multi Axle Vehicle Count)	Three Axle Count
1	2	3	5	6	7
Reuse & Exit	2429	603	372	549	0
Exemption & Violation	4703	269	109	163	0



Notes

1. Fee for Fastag vehicles passing two toll plazas, is collected at two plazas in few cases and therefore section wise traffic details will not be available at one plaza for same.
2. All Non-tollable traffic could not be recorded/reported due to unavailability of adequate Lanes & systems. Non-Tollable count includes Reuse of daily/return/monthly pass, exit trips, exemption and violations.
3. Reporting (FASTag/Cash/Card) - 12:00:00 AM to 11:59:59 PM.
4. Fastag Collection is net of Acquiring Bank Charges
5. FASTag Debit Adjustment/Chargeback Received from Bank (Net)
6. Double user fee (from cash vehicles entering dedicated Fastag lane) collected from vehicles are reported separately (count and revenue). These are included in vehicle category wise count and revenue.
7. Annual FASTag pass w.e.f. 15 August 2025 as per directions of MPEL vide letter no MPEL/DIC/2025/676 dated August 14, 2025.
8. Annual Pass Toll Revenue receivable (as given in the table above) is not included in the column 'Fee Collected'.
9. '1.25' times User Fee via UPI for vehicles without a valid FASTag w.e.f. 15 November 2025 as per directions of MPEL vide letter no MPEL/DIC/968 dated 10 November 2025.

MONTHLY/DAILY FEE STATEMENT

Project Highway: National Highway NH-48

Day/Month: 27-May-2026

Sr. No.	Name of Toll Plaza Location	Chainage
1	National Highway NH-48 (from Km. 20+400 to 131+200) Shilphata	103+350

Type of Vehicle	For corresponding day/month of previous year 27-May-2025		For preceding day/month 26-May-2026		For the day/month reported upon 27-May-2026		
	No. of Vehicles	Fee collected (in lakh Rs.)	No. of Vehicles	Fee collected (in lakh Rs.)	Fee per Vehicle (in Rs.)	No. of Vehicles	Fee collected (in lakh Rs.)
1	2	3	4	5	6	7	8
A-Car (Note-7)	7133	410434	8041	502357	Note-1	8111	504200
B-LCV	868	84077	1012	115423		1038	115131
C-Bus	2387	434780	2839	603657		2814	594614
D-Truck	0	0	0	0		0	0
E-Three-axle vehicle	0	0	0	0		0	0
F-Multi-axle Truck	4563	1705257	5504	2403730		5492	2397104
G-Oversized vehicle	0	0	0	0		0	0
FASTag Debit Adjustment/ Chargeback Received from Bank (Net) (Note-5)	0	1032	0	683	Note-5	0	691
H- Total	14951	2635580	17396	3625850		17455	3611741

Day/Month wise Opening Balance of Toll Collection & Traffic

Day	27
Month	5
Year	2026
Toll Depositing Bank	State Bank Of India
Bank Account No.	39177623786

Transaction Type	Car/Jeep Count	Total Car/ Jeep Amount (in Rs.)	Bus/Truck Count	Total Bus / Truck Amount (in Rs.)	LCV Count	Total LCV Amount (in Rs.)	MAV (Multi Axle Vehicle Count)	Total MAV (Multi Axle Vehicle) Amount (in Rs.)	Three Axle Count	Three Axle Count Amount (in Rs.)	FASTag Debit Adjustment/ Chargeback Received from Bank (Net) Note-5
1	2	3	4	5	8	9	10	11	12	13	
Single Journey	5168	270827	2188	417559	714	68943	4761	1955047	0	0	691
Monthly Pass Sales	0	0	0	0	0	0	0	0	0	0	0
Daily Pass Sales	1826	148093	583	166073	292	41844	645	395100	0	0	0
Local Pass Sales	0	0	0	0	0	0	0	0	0	0	0
Return Pass Sales	0	0	0	0	0	0	0	0	0	0	0
Double User Fee (FASTag Lane Violation) (Note-6)	244	26352	5	1910	7	1344	9	7398	0	0	0
1.25 times User Fee via UPI (FASTag Lane Violation) (Note-9)	873	58928	38	9073	25	3000	77	39559	0	0	0

Traffic and Revenue Receivable (Annual Pass - Note 7)		
Transaction Type	Car/Jeep Count	Total Car/ Jeep Amount (in Rs.)
1	2	3
Annual Pass	1012	62468

Total Non-Tollable Traffic Count Entry Details (Note-2)						
Transaction Type	Car/Jeep Count	Bus/Truck Count	LCV Count	MAV (Multi Axle Vehicle Count)	Three Axle Count	
1	2	3	5	6	7	
Reuse & Exit	2375	660	382	702		0
Exemption & Violation	4430	239	103	145		0

Notes

1. Fee for Fastag vehicles passing two toll plazas, is collected at two plazas in few cases and therefore section wise traffic details will not be available at one plaza for same.
2. All Non-tollable traffic could not be recorded/reported due to unavailability of adequate Lanes & systems. Non-Tollable count includes Reuse of daily/return/monthly pass, exit trips, exemption and violations.
3. Reporting (FASTag/Cash/Card) - 12:00:00 AM to 11:59:59 PM.
4. Fastag Collection is net of Acquiring Bank Charges
5. FASTag Debit Adjustment/Chargeback Received from Bank (Net)
6. Double user fee (from cash vehicles entering dedicated Fastag lane) collected from vehicles are reported separately (count and revenue). These are included in vehicle category wise count and revenue.
7. Annual FASTag pass w.e.f. 15 August 2025 as per directions of MPEL vide letter no MPEL/DIC/2025/676 dated August 14, 2025.
8. Annual Pass Toll Revenue receivable (as given in the table above) is not included in the column 'Fee Collected'.
9. '1.25' times User Fee via UPI for vehicles without a valid FASTag w.e.f. 15 November 2025 as per directions of MPEL vide letter no MPEL/02/DIC/968 dated 10 November 2025.



MONTHLY/DAILY FEE STATEMENT

Project Highway: National Highway NH-48

Day/Month: 28-May-2026

Sr. No.	Name of Toll Plaza Location	Chainage
National Highway NH-48 (from Km. 20+400 to 131+200)		
1	Shilphata	103+350

Type of Vehicle	For corresponding day/month of previous year 28-May-2025		For preceding day/month 27-May-2026		For the day/month reported upon 28-May-2026		
	No. of Vehicles	Fee collected (in lakh Rs.)	No. of Vehicles	Fee collected (in lakh Rs.)	Fee per Vehicle (in Rs.)	No. of Vehicles	Fee collected (in lakh Rs.)
1	2	3	4	5	6	7	8
A-Car (Note-7)	7216	411646	8111	504200	Note-1	8404	517657
B-LCV	921	88818	1038	115131		934	102278
C-Bus	2557	472181	2814	594614		2424	508395
D-Truck	0	0	0	0		0	0
E-Three-axle vehicle	0	0	0	0		0	0
F-Multi-axle Truck	4765	1777040	5492	2397104		5242	2261547
G-Oversized vehicle	0	0	0	0		0	0
FASTag Debit Adjustment/ Chargeback Received from Bank (Net) (Note-5)	0	633	0	691	Note-5	0	0
H- Total	15459	2750318	17455	3611741		17004	3389877

Day/Month wise Opening Balance of Toll Collection & Traffic

Day	28
Month	5
Year	2026
Toll Depositing Bank	State Bank Of India
Bank Account No.	39177623786

Transaction Type	Car/Jeep Count	Total Car/ Jeep Amount (in Rs.)	Bus/Truck Count	Total Bus / Truck Amount (in Rs.)	LCV Count	Total LCV Amount (in Rs.)	MAV (Multi Axle Vehicle Count)	Total MAV (Multi Axle Vehicle) Amount (in Rs.)	Three Axle Count	Three Axle Count Amount (in Rs.)	FASTag Debit Adjustment/ Chargeback Received from Bank (Net) Note-5
1	2	3	4	5	8	9	10	11	12	13	
Single Journey	5521	290299	1943	370922	667	64365	4685	1924969	0	0	0
Monthly Pass Sales	0	0	0	0	0	0	0	0	0	0	0
Daily Pass Sales	1735	140674	428	122241	235	33785	511	312329	0	0	0
Local Pass Sales	0	0	0	0	0	0	0	0	0	0	0
Return Pass Sales	0	0	0	0	0	0	0	0	0	0	0
Double User Fee (FASTag Lane Violation) (Note-6)	227	24516	18	6876	4	768	2	1644	0	0	0
1.25 times User Fee via UPI (FASTag Lane Violation) (Note-9)	921	62168	35	8356	28	3360	44	22605	0	0	0

Traffic and Revenue Receivable (Annual Pass - Note 7)		
Transaction Type	Car/Jeep Count	Total Car/ Jeep Amount (in Rs.)
1	2	3
Annual Pass	1137	71013

Total Non-Tollable Traffic Count Entry Details (Note-2)						
Transaction Type	Car/Jeep Count	Bus/Truck Count	LCV Count	MAV (Multi Axle Vehicle Count)	Three Axle Count	
1	2	3	5	6	7	
Reuse & Exit	2217	469	309	536	0	
Exemption & Violation	4490	188	76	124	0	

Notes

1. Fee for Fastag vehicles passing two toll plazas, is collected at two plazas in few cases and therefore section wise traffic details will not be available at one plaza for same.
2. All Non-tollable traffic could not be recorded/reported due to unavailability of adequate Lanes & systems. Non-Tollable count includes Reuse of daily/return/monthly pass, exit trips, exemption and violations.
3. Reporting (FASTag/Cash/Card) - 12:00:00 AM to 11:59:59 PM.
4. Fastag Collection is net of Acquiring Bank Charges
5. FASTag Debit Adjustment/Chargeback Received from Bank (Net)
6. Double user fee (from cash vehicles entering dedicated Fastag lane) collected from vehicles are reported separately (count and revenue). These are included in vehicle category wise count and revenue.
7. Annual FASTag pass w.e.f. 15 August 2025 as per directions of MPEL vide letter no MPEL/DIC/2025/676 dated August 14, 2025.
8. Annual Pass Toll Revenue receivable (as given in the table above) is not included in the column 'Fee Collected'.
9. '1.25' times User Fee via UPI for vehicles without a valid FASTag w.e.f. 15 November 2025 as per directions of MPEL vide letter no MPEL/02/DIC/968 dated 10 November 2025.



MONTHLY/DAILY FEE STATEMENT

Project Highway: National Highway NH-48

Day/Month: 29-May-2026

Sr. No.	Name of Toll Plaza Location	Chainage
National Highway NH-48 (from Km. 20+400 to 131+200)		
1	Shilphata	103+350

Type of Vehicle	For corresponding day/month of previous year 29-May-2025		For preceding day/month 28-May-2026		For the day/month reported upon 29-May-2026		
	No. of Vehicles	Fee collected (in lakh Rs.)	No. of Vehicles	Fee collected (in lakh Rs.)	Fee per Vehicle (in Rs.)	No. of Vehicles	Fee collected (in lakh Rs.)
1	2	3	4	5	6	7	8
A-Car (Note-7)	7537	432069	8404	517657	Note-1	8853	545608
B-LCV	928	90445	934	102278		990	114300
C-Bus	2542	471672	2424	508395		2504	530013
D-Truck	0	0	0	0		0	0
E-Three-axle vehicle	0	0	0	0		0	0
F-Multi-axle Truck	4897	1833458	5242	2261547		5189	2257659
G-Oversized vehicle	0	0	0	0		0	0
FASTag Debit Adjustment/ Chargeback Received from Bank (Net) (Note-5)	0	965	0	0	Note-5	0	238
H- Total	15904	2828610	17004	3389877		17536	3447818

Day/Month wise Opening Balance of Toll Collection & Traffic

Day	29
Month	5
Year	2026
Toll Depositing Bank	State Bank Of India
Bank Account No.	39177623786

Transaction Type	Car/Jeep Count	Total Car/ Jeep Amount (in Rs.)	Bus/Truck Count	Total Bus / Truck Amount (in Rs.)	LCV Count	Total LCV Amount (in Rs.)	MAV (Multi Axle Vehicle Count)	Total MAV (Multi Axle Vehicle) Amount (in Rs.)	Three Axle Count	Three Axle Count Amount (in Rs.)	FASTag Debit Adjustment/ Chargeback Received from Bank (Net)
1	2	3	4	5	8	9	10	11	12	13	Note-5
Single Journey	5877	309042	1942	371077	692	66454	4545	1868762	0	0	238
Monthly Pass Sales	1	809	0	0	2	5750	0	0	0	0	0
Daily Pass Sales	1733	140501	511	145184	257	36984	598	364031	0	0	0
Local Pass Sales	0	0	0	0	0	0	0	0	0	0	0
Return Pass Sales	0	0	0	0	0	0	0	0	0	0	0
Double User Fee (FASTag Lane Violation) (Note-6)	282	30456	11	4202	6	1152	4	3288	0	0	0
1.25 times User Fee via UPI (FASTag Lane Violation) (Note-9)	960	64800	40	9550	33	3960	42	21578	0	0	0

Traffic and Revenue Receivable (Annual Pass - Note 7)		
Transaction Type	Car/Jeep Count	Total Car/ Jeep Amount (in Rs.)
1	2	3
Annual Pass	1113	69937

Total Non-Tollable Traffic Count Entry Details (Note-2)						
Transaction Type	Car/Jeep Count	Bus/Truck Count	LCV Count	MAV (Multi Axle Vehicle Count)	Three Axle Count	
1	2	3	5	6	7	
Reuse & Exit	2201	568	327	615	0	
Exemption & Violation	4806	231	88	139	0	

Notes

1. Fee for Fastag vehicles passing two toll plazas, is collected at two plazas in few cases and therefore section wise traffic details will not be available at one plaza for same.
2. All Non-tollable traffic could not be recorded/reported due to unavailability of adequate Lanes & systems. Non-Tollable count includes Reuse of daily/return/monthly pass, exit trips, exemption and violations.
3. Reporting (FASTag/Cash/Card) - 12:00:00 AM to 11:59:59 PM.
4. Fastag Collection is net of Acquiring Bank Charges
5. FASTag Debit Adjustment/Chargeback Received from Bank (Net)
6. Double user fee (from cash vehicles entering dedicated Fastag lane) collected from vehicles are reported separately (count and revenue). These are included in vehicle category wise count and revenue.
7. Annual FASTag pass w.e.f. 15 August 2025 as per directions of MPEL vide letter no MPEL/DIC/2025/676 dated August 14, 2025.
8. Annual Pass Toll Revenue receivable (as given in the table above) is not included in the column 'Fee Collected'.
9. '1.25' times User Fee via UPI for vehicles without a valid FASTag w.e.f. 15 November 2025 as per directions of MPEL vide letter no MPEL/02/DIC/968 dated 10 November 2025.



MONTHLY/DAILY FEE STATEMENT

Project Highway: National Highway NH-48

Day/Month: 30-May-2026

Sr. No.	Name of Toll Plaza Location	Chainage
National Highway NH-48 (from Km. 20+400 to 131+200)		
1	Shilphata	103+350

Type of Vehicle	For corresponding day/month of previous year 30-May-2025		For preceding day/month 29-May-2026		For the day/month reported upon 30-May-2026		
	No. of Vehicles	Fee collected (in lakh Rs.)	No. of Vehicles	Fee collected (in lakh Rs.)	Fee per Vehicle (in Rs.)	No. of Vehicles	Fee collected (in lakh Rs.)
1	2	3	4	5	6	7	8
A-Car (Note-7)	7594	431458	8853	545608	Note-1	9523	591595
B-LCV	920	88285	990	114300		1061	123787
C-Bus	2695	500096	2504	530013		2800	602383
D-Truck	0	0	0	0		0	0
E-Three-axle vehicle	0	0	0	0		0	0
F-Multi-axle Truck	4927	1845757	5189	2257659		5422	2368170
G-Oversized vehicle	0	0	0	0		0	0
FASTag Debit Adjustment/ Chargeback Received from Bank (Net) (Note-5)	0	615	0	238	Note-5	0	661
H- Total	16136	2866212	17536	3447818		18806	3686596

Day/Month wise Opening Balance of Toll Collection & Traffic

Day	30										
Month	5										
Year	2026										
Toll Depositing Bank	State Bank Of India										
Bank Account No.	39177623786										
Transaction Type	Car/Jeep Count	Total Car/ Jeep Amount (in Rs.)	Bus/Truck Count	Total Bus / Truck Amount (in Rs.)	LCV Count	Total LCV Amount (in Rs.)	MAV (Multi Axle Vehicle Count)	Total MAV (Multi Axle Vehicle) Amount (in Rs.)	Three Axle Count	Three Axle Count Amount (in Rs.)	FASTag Debit Adjustment/ Chargeback Received from Bank (Net) Note-5
1	2	3	4	5	8	9	10	11	12	13	
Single Journey	6279	332700	2136	408228	731	70891	4715	1937753	0	0	661
Monthly Pass Sales	4	2875	1	5720	2	5750	0	0	0	0	0
Daily Pass Sales	1920	155742	619	176211	289	41386	670	410792	0	0	0
Local Pass Sales	0	0	0	0	0	0	0	0	0	0	0
Return Pass Sales	0	0	0	0	0	0	0	0	0	0	0
Double User Fee (FASTag Lane Violation) (Note-6)	276	29808	12	4584	15	2880	2	1644	0	0	0
1.25 times User Fee via UPI (FASTag Lane Violation) (Note-9)	1044	70470	32	7640	24	2880	35	17981	0	0	0

Traffic and Revenue Receivable (Annual Pass - Note 7)		
Transaction Type	Car/Jeep Count	Total Car/ Jeep Amount (in Rs.)
1	2	3
Annual Pass	1118	69683

Total Non-Tollable Traffic Count Entry Details (Note-2)					
Transaction Type	Car/Jeep Count	Bus/Truck Count	LCV Count	MAV (Multi Axle Vehicle Count)	Three Axle Count
1	2	3	5	6	7
Reuse & Exit	2448	674	369	759	0
Exemption & Violation	4667	220	67	157	0



Notes

1. Fee for Fastag vehicles passing two toll plazas, is collected at two plazas in few cases and therefore section wise traffic details will not be available at one plaza for same.
2. All Non-tollable traffic could not be recorded/reported due to unavailability of adequate Lanes & systems. Non-Tollable count includes Reuse of daily/return/monthly pass, exit trips, exemption and violations.
3. Reporting (FASTag/Cash/Card) - 12:00:00 AM to 11:59:59 PM.
4. Fastag Collection is net of Acquiring Bank Charges
5. FASTag Debit Adjustment/Chargeback Received from Bank (Net)
6. Double user fee (from cash vehicles entering dedicated Fastag lane) collected from vehicles are reported separately (count and revenue). These are included in vehicle category wise count and revenue.
7. Annual FASTag pass w.e.f. 15 August 2025 as per directions of MPEL vide letter no MPEL/DIC/2025/676 dated August 14, 2025.
8. Annual Pass Toll Revenue receivable (as given in the table above) is not included in the column 'Fee Collected'.
9. '1.25' times User Fee via UPI for vehicles without a valid FASTag w.e.f. 15 November 2025 as per directions of MPEL vide letter no MPEL/02/DIC/968 dated 10 November 2025.