

MONTHLY/DAILY FEE STATEMENT

Project Highway: National Highway NH-48

Day/Month: 01-Mar-2026

Sr. No.	Name of Toll Plaza Location	Chainage
National Highway NH-48 (from Km. 20+400 to 131+200)		
1	Somatne Phata	30+050

Type of Vehicle	For corresponding day/month of previous year 1-Mar-2025		For preceding day/month 28-Feb-2026		For the day/month reported upon 1-Mar-2026		
	No. of Vehicles	Fee collected (In Rs.)	No. of Vehicles	Fee collected (In Rs.)	Fee per Vehicle (In Rs.)	No. of Vehicles	Fee collected (In Rs.)
1	2	3	4	5	6	7	8
A-Car (Note-7)	13926	838063	13657	800910	Note-1	13496	799202
B-LCV	1007	115305	1240	357885		860	122507
C-Bus	1504	314442	1656	536585		1337	378072
D-Truck	0	0	0	0		0	0
E-Three-axle vehicle	0	0	0	0		0	0
F-Multi-axle Truck	2363	881203	2716	1005362		2116	777346
G-Oversized vehicle	0	0	0	0		0	0
FASTag Debit Adjustment/ Chargeback Received from Bank (Net) (Note-5)	0	2319	0	2144	Note-5	0	0
H- Total	18800	2151331	19269	2702885		17809	2077127

Day/Month wise Opening Balance of Toll Collection & Traffic

Day	1
Month	3
Year	2026
Toll Depositing Bank	State Bank Of India
Bank Account No.	39177623786

Transaction Type	Car/Jeep Count	Total Car/ Jeep Amount (in Rs.)	Bus/Truck Count	Total Bus / Truck Amount (in Rs.)	LCV Count	Total LCV Amount (in Rs.)	MAV (Multi Axle Vehicle Count)	Total MAV (Multi Axle Vehicle) Amount (in Rs.)	Three Axle Count	Three Axle Count Amount (in Rs.)	FASTag Debit Adjustment/ Chargeback Received from Bank (Net)
1	2	3	4	5	8	9	10	11	12	13	Note-5
Single Journey	7988	379422	934	155957	585	50314	1980	703091	0	0	0
Monthly Pass Sales	36	32313	25	128502	16	39769	0	0	0	0	0
Daily Pass Sales	4374	310674	344	85734	242	30411	132	71947	0	0	0
Local Pass Sales	0	0	0	0	0	0	0	0	0	0	0
Return Pass Sales	0	0	0	0	0	0	0	0	0	0	0
Double User Fee (FASTag Lane Violation) (Note-6)	335	31772	7	2310	4	664	2	1420	0	0	0
1.25 times User Fee via UPI (FASTag Lane Violation) (Note-9)	763	45021	27	5569	13	1349	2	888	0	0	0

Traffic and Revenue Receivable (Annual Pass - Note 7)		
Transaction Type	Car/Jeep Count	Total Car/ Jeep Amount (in Rs.)
1	2	3
Annual Pass	1898	105103

Total Non-Tollable Traffic Count Entry Details (Note-2)					
Transaction Type	Car/Jeep Count	Bus/Truck Count	LCV Count	MAV (Multi Axle Vehicle Count)	Three Axle Count
1	2	3	5	6	7
Reuse & Exit	4739	594	530	155	0
Exemption & Violation	19589	595	236	893	0

Notes

1. Fee for Fastag vehicles passing two toll plazas, is collected at two plazas in few cases and therefore section wise traffic details will not be available at one plaza for same.
2. All Non-tollable traffic could not be recorded/reported due to unavailability of adequate Lanes & systems. Non-Tollable count includes Reuse of daily/return/monthly pass, exit trips, exemption and violations.
3. Reporting (FASTag/Cash/Card) - 12:00:00 AM to 11:59:59 PM.
4. Fastag Collection is net of Acquiring Bank Charges
5. FASTag Debit Adjustment/Chargeback Received from Bank (Net)
6. Double user fee (from cash vehicles entering dedicated Fastag lane) collected from vehicles are reported separately (count and revenue). These are included in vehicle category wise count and revenue.
7. Annual FASTag pass w.e.f. 15 August 2025 as per directions of MPEL vide letter no MPEL/DIC/2025/676 dated August 14, 2025.
8. Annual Pass Toll Revenue receivable (as given in the table above) is not included in the column 'Fee Collected'.
9. '1.25' times User Fee via UPI for vehicles without a valid FASTag w.e.f. 15 November 2025 as per directions of MPEL vide letter no MPEL/02/DIC/968 dated 10 November 2025.



MONTHLY/DAILY FEE STATEMENT

Project Highway: National Highway NH-48

Day/Month: 02-Mar-2026

Sr. No.	Name of Toll Plaza Location	Chainage
National Highway NH-48 (from Km. 20+400 to 131+200)		
1	Somatne Phata	30+050

Type of Vehicle	For corresponding day/month of previous year 2-Mar-2025		For preceding day/month 1-Mar-2026		For the day/month reported upon 2-Mar-2026		
	No. of Vehicles	Fee collected (in Rs.)	No. of Vehicles	Fee collected (in Rs.)	Fee per Vehicle (in Rs.)	No. of Vehicles	Fee collected (in Rs.)
1	2	3	4	5	6	7	8
A-Car (Note-7)	14023	827943	13496	799202	Note-1	9880	617892
B-LCV	666	72079	860	122507		1106	131828
C- Bus	1235	303181	1337	378072		1420	319172
D-Truck	0	0	0	0		0	0
E-Three-axle vehicle	0	0	0	0		0	0
F-Multi-axle Truck	1982	727374	2116	777346		2151	846176
G-Oversized vehicle	0	0	0	0		0	0
FASTag Debit Adjustment/ Chargeback Received from Bank (Net) (Note-5)	0	-354	0	0	Note-5	0	1546
H- Total	17906	1930223	17809	2077127		14557	1916613

Day/Month wise Opening Balance of Toll Collection & Traffic

Day	2
Month	3
Year	2026
Toll Depositing Bank	State Bank Of India
Bank Account No.	39177623786


Transaction Type	Car/Jeep Count	Total Car/ Jeep Amount (in Rs.)	Bus/Truck Count	Total Bus / Truck Amount (in Rs.)	LCV Count	Total LCV Amount (in Rs.)	MAV (Multi Axle Vehicle Count)	Total MAV (Multi Axle Vehicle) Amount (in Rs.)	Three Axle Count	Three Axle Count Amount (in Rs.)	FASTag Debit Adjustment/ Chargeback Received from Bank (Net)
1	2	3	4	5	8	9	10	11	12	13	Note-5
Single Journey	5647	262634	992	165668	678	56851	1948	693469	0	0	1546
Monthly Pass Sales	77	60912	10	49412	9	22370	9	47975	0	0	0
Daily Pass Sales	3473	248591	382	95305	386	48685	187	100827	0	0	0
Local Pass Sales	0	0	0	0	0	0	0	0	0	0	0
Return Pass Sales	0	0	0	0	0	0	0	0	0	0	0
Double User Fee (FASTag Lane Violation) (Note-6)	158	14852	11	3630	8	1328	3	2130	0	0	0
1.25 times User Fee via UPI (FASTag Lane Violation) (Note-9)	525	30903	25	5156	25	2594	4	1775	0	0	0

Traffic and Revenue Receivable (Annual Pass - Note 7)		
Transaction Type	Car/Jeep Count	Total Car/ Jeep Amount (in Rs.)
1	2	3
Annual Pass	1786	97901

Total Non-Tollable Traffic Count Entry Details (Note-2)					
Transaction Type	Car/Jeep Count	Bus/Truck Count	LCV Count	MAV (Multi Axle Vehicle Count)	Three Axle Count
1	2	3	5	6	7
Reuse & Exit	4120	741	942	213	0
Exemption & Violation	19151	845	322	1378	0

Notes

1. Fee for Fastag vehicles passing two toll plazas, is collected at two plazas in few cases and therefore section wise traffic details will not be available at one plaza for same.
2. All Non-tollable traffic could not be recorded/reported due to unavailability of adequate Lanes & systems. Non-Tollable count includes Reuse of daily/return/monthly pass, exit trips, exemption and violations.
3. Reporting (FASTag/Cash/Card) - 12:00:00 AM to 11:59:59 PM.
4. Fastag Collection is net of Acquiring Bank Charges
5. FASTag Debit Adjustment/Chargeback Received from Bank (Net)
6. Double user fee (from cash vehicles entering dedicated Fastag lane) collected from vehicles are reported separately (count and revenue). These are included in vehicle category wise count and revenue.
7. Annual FASTag pass w.e.f. 15 August 2025 as per directions of MPEL vide letter no MPEL/DIC/2025/676 dated August 14, 2025.
8. Annual Pass Toll Revenue receivable (as given in the table above) is not included in the column 'Fee Collected'.
9. '1.25' times User Fee via UPI for vehicles without a valid FASTag w.e.f. 15 November 2025 as per directions of MPEL vide letter no MPEL/02/DIC/968 dated 10 November 2025.



MONTHLY/DAILY FEE STATEMENT

Project Highway: National Highway NH-48

Day/Month: 03-Mar-2026

Sr. No.	Name of Toll Plaza Location	Chainage
National Highway NH-48 (from Km. 20+400 to 131+200)		
1	Somatne Phata	30+050

Type of Vehicle	For corresponding day/month of previous year 3-Mar-2025		For preceding day/month 2-Mar-2026		For the day/month reported upon 3-Mar-2026		
	No. of Vehicles	Fee collected (in Rs.)	No. of Vehicles	Fee collected (in Rs.)	Fee per Vehicle (in Rs.)	No. of Vehicles	Fee collected (in Rs.)
1	2	3	4	5	6	7	8
A-Car (Note-7)	10847	674822	9880	617892	Note-1	8294	488380
B-LCV	956	98855	1106	131828		709	73909
C- Bus	1324	255315	1420	319172		1162	328954
D-Truck	0	0	0	0		0	0
E-Three-axle vehicle	0	0	0	0		0	0
F-Multi-axle Truck	2194	811782	2151	846176		1706	629480
G-Oversized vehicle	0	0	0	0		0	0
FASTag Debit Adjustment/ Chargeback Received from Bank (Net) (Note-5)	0	-47	0	1546	Note-5	0	0
H- Total	15321	1840727	14557	1916613		11871	1520722

Day/Month wise Opening Balance of Toll Collection & Traffic

Day	3
Month	3
Year	2026
Toll Depositing Bank	State Bank Of India
Bank Account No.	39177623786


Transaction Type	Car/Jeep Count	Total Car/ Jeep Amount (in Rs.)	Bus/Truck Count	Total Bus / Truck Amount (in Rs.)	LCV Count	Total LCV Amount (in Rs.)	MAV (Multi Axle Vehicle Count)	Total MAV (Multi Axle Vehicle) Amount (in Rs.)	Three Axle Count	Three Axle Count Amount (in Rs.)	FASTag Debit Adjustment/ Chargeback Received from Bank (Net)
1	2	3	4	5	8	9	10	11	12	13	Note-5
Single Journey	4674	221503	832	138652	441	37923	1581	562582	0	0	0
Monthly Pass Sales	14	12069	23	113648	1	2486	0	0	0	0	0
Daily Pass Sales	2924	207596	292	73188	248	31031	118	63258	0	0	0
Local Pass Sales	0	0	0	0	0	0	0	0	0	0	0
Return Pass Sales	0	0	0	0	0	0	0	0	0	0	0
Double User Fee (FASTag Lane Violation) (Note-6)	201	18894	3	990	8	1328	2	1420	0	0	0
1.25 times User Fee via UPI (FASTag Lane Violation) (Note-9)	481	28318	12	2475	11	1141	5	2219	0	0	0

Traffic and Revenue Receivable (Annual Pass - Note 7)		
Transaction Type	Car/Jeep Count	Total Car/ Jeep Amount (in Rs.)
1	2	3
Annual Pass	1450	80628

Total Non-Tollable Traffic Count Entry Details (Note-2)					
Transaction Type	Car/Jeep Count	Bus/Truck Count	LCV Count	MAV (Multi Axle Vehicle Count)	Three Axle Count
1	2	3	5	6	7
Reuse & Exit	3424	654	810	131	0
Exemption & Violation	14852	589	228	517	0

Notes

1. Fee for Fastag vehicles passing two toll plazas, is collected at two plazas in few cases and therefore section wise traffic details will not be available at one plaza for same.
2. All Non-tollable traffic could not be recorded/reported due to unavailability of adequate Lanes & systems. Non-Tollable count includes Reuse of daily/return/monthly pass, exit trips, exemption and violations.
3. Reporting (FASTag/Cash/Card) - 12:00:00 AM to 11:59:59 PM.
4. Fastag Collection is net of Acquiring Bank Charges
5. FASTag Debit Adjustment/Chargeback Received from Bank (Net)
6. Double user fee (from cash vehicles entering dedicated Fastag lane) collected from vehicles are reported separately (count and revenue). These are included in vehicle category wise count and revenue.
7. Annual FASTag pass w.e.f. 15 August 2025 as per directions of MPEL vide letter no MPEL/DIC/2025/676 dated August 14, 2025.
8. Annual Pass Toll Revenue receivable (as given in the table above) is not included in the column 'Fee Collected'.
9. '1.25' times User Fee via UPI for vehicles without a valid FASTag w.e.f. 15 November 2025 as per directions of MPEL vide letter no MPEL/02/DIC/968 dated 10 November 2025.



MONTHLY/DAILY FEE STATEMENT

Project Highway: National Highway NH-48

Day/Month: 04-Mar-2026

Sr. No.	Name of Toll Plaza Location	Chainage
National Highway NH-48 (from Km. 20+400 to 131+200)		
1	Somatne Phata	30+050

Type of Vehicle	For corresponding day/month of previous year 4-Mar-2025		For preceding day/month 3-Mar-2026		For the day/month reported upon 4-Mar-2026		
	No. of Vehicles	Fee collected (in Rs.)	No. of Vehicles	Fee collected (in Rs.)	Fee per Vehicle (in Rs.)	No. of Vehicles	Fee collected (in Rs.)
1	2	3	4	5	6	7	8
A-Car (Note-7)	10269	621891	8294	488380	Note-1	9845	576507
B-LCV	1000	110515	709	73909		978	110299
C- Bus	1459	280484	1162	328954		1170	227127
D-Truck	0	0	0	0		0	0
E-Three-axle vehicle	0	0	0	0		0	0
F-Multi-axle Truck	2272	842621	1706	629480		1796	644412
G-Oversized vehicle	0	0	0	0		0	0
FASTag Debit Adjustment/ Chargeback Received from Bank (Net) (Note-5)	0	706	0	0	Note-5	0	2092
H- Total	15000	1856216	11871	1520722		13789	1560437

Day/Month wise Opening Balance of Toll Collection & Traffic

Day	4
Month	3
Year	2026
Toll Depositing Bank	State Bank Of India
Bank Account No.	39177623786


Transaction Type	Car/Jeep Count	Total Car/ Jeep Amount (in Rs.)	Bus/Truck Count	Total Bus / Truck Amount (in Rs.)	LCV Count	Total LCV Amount (in Rs.)	MAV (Multi Axle Vehicle Count)	Total MAV (Multi Axle Vehicle) Amount (in Rs.)	Three Axle Count	Three Axle Count Amount (in Rs.)	FASTag Debit Adjustment/ Chargeback Received from Bank (Net)
1	2	3	4	5	8	9	10	11	12	13	Note-5
Single Journey	5480	255763	834	138600	618	51932	1553	552069	0	0	2092
Monthly Pass Sales	19	11080	1	4941	7	13716	92	11000	0	0	0
Daily Pass Sales	3600	257169	306	76490	323	40729	144	77970	0	0	0
Local Pass Sales	0	0	0	0	0	0	0	0	0	0	0
Return Pass Sales	0	0	0	0	0	0	0	0	0	0	0
Double User Fee (FASTag Lane Violation) (Note-6)	235	22278	9	2970	13	2158	1	710	0	0	0
1.25 times User Fee via UPI (FASTag Lane Violation) (Note-9)	511	30216	20	4125	17	1764	6	2663	0	0	0

Traffic and Revenue Receivable (Annual Pass - Note 7)		
Transaction Type	Car/Jeep Count	Total Car/ Jeep Amount (in Rs.)
1	2	3
Annual Pass	1742	95313

Total Non-Tollable Traffic Count Entry Details (Note-2)					
Transaction Type	Car/Jeep Count	Bus/Truck Count	LCV Count	MAV (Multi Axle Vehicle Count)	Three Axle Count
1	2	3	5	6	7
Reuse & Exit	4292	729	832	163	0
Exemption & Violation	20425	876	340	850	0

Notes

1. Fee for Fastag vehicles passing two toll plazas, is collected at two plazas in few cases and therefore section wise traffic details will not be available at one plaza for same.
2. All Non-tollable traffic could not be recorded/reported due to unavailability of adequate Lanes & systems. Non-Tollable count includes Reuse of daily/return/monthly pass, exit trips, exemption and violations.
3. Reporting (FASTag/Cash/Card) - 12:00:00 AM to 11:59:59 PM.
4. FASTag Collection is net of Acquiring Bank Charges
5. FASTag Debit Adjustment/Chargeback Received from Bank (Net)
6. Double user fee (from cash vehicles entering dedicated Fastag lane) collected from vehicles are reported separately (count and revenue). These are included in vehicle category wise count and revenue.
7. Annual FASTag pass w.e.f. 15 August 2025 as per directions of MPEL vide letter no MPEL/DIC/2025/676 dated August 14, 2025.
8. Annual Pass Toll Revenue receivable (as given in the table above) is not included in the column 'Fee Collected'.
9. '1.25' times User Fee via UPI for vehicles without a valid FASTag w.e.f. 15 November 2025 as per directions of MPEL vide letter no MPEL/02/DIC/968 dated 10 November 2025.



MONTHLY/DAILY FEE STATEMENT

Project Highway: National Highway NH-48

Day/Month: 05-Mar-2026

Sr. No.	Name of Toll Plaza Location	Chainage
National Highway NH-48 (from Km. 20+400 to 131+200)		
1	Somatne Phata	30+050

Type of Vehicle	For corresponding day/month of previous year 5-Mar-2025		For preceding day/month 4-Mar-2026		For the day/month reported upon 5-Mar-2026		
	No. of Vehicles	Fee collected (in Rs.)	No. of Vehicles	Fee collected (in Rs.)	Fee per Vehicle (in Rs.)	No. of Vehicles	Fee collected (in Rs.)
1	2	3	4	5	6	7	8
A-Car (Note-7)	10355	613912	9845	576507	Note-1	10318	602484
B-LCV	1017	106102	978	110299		1205	133445
C- Bus	1463	289885	1170	227127		1486	286381
D-Truck	0	0	0	0		0	0
E-Three-axle vehicle	0	0	0	0		0	0
F-Multi-axle Truck	2195	816847	1796	644412		2015	746247
G-Oversized vehicle	0	0	0	0		0	0
FASTag Debit Adjustment/ Chargeback Received from Bank (Net) (Note-5)	0	2542	0	2092	Note-5	0	1310
H- Total	15030	1829287	13789	1560437		15024	1769868

Day/Month wise Opening Balance of Toll Collection & Traffic

Day	5
Month	3
Year	2026
Toll Depositing Bank	State Bank Of India
Bank Account No.	39177623786

Transaction Type	Car/Jeep Count	Total Car/ Jeep Amount (in Rs.)	Bus/Truck Count	Total Bus / Truck Amount (in Rs.)	LCV Count	Total LCV Amount (in Rs.)	MAV (Multi Axle Vehicle Count)	Total MAV (Multi Axle Vehicle) Amount (in Rs.)	Three Axle Count	Three Axle Count Amount (in Rs.)	FASTag Debit Adjustment/ Chargeback Received from Bank (Net)		
1	2	3	4	5	6	7	8	9	10	11	12	13	Note-5
Single Journey	5834	274241	1070	177929	729	61885	1853	658972	0	0	0	1310	
Monthly Pass Sales	11	9583	1	4941	5	12428	0	0	0	0	0	0	
Daily Pass Sales	3693	264298	380	95055	435	54774	156	83814	0	0	0	0	
Local Pass Sales	0	0	0	0	0	0	0	0	0	0	0	0	
Return Pass Sales	0	0	0	0	0	0	0	0	0	0	0	0	
Double User Fee (FASTag Lane Violation) (Note-6)	235	22090	10	3300	10	1660	3	2130	0	0	0	0	
1.25 times User Fee via UPI (FASTag Lane Violation) (Note-9)	545	32273	25	5156	26	2698	3	1331	0	0	0	0	

Traffic and Revenue Receivable (Annual Pass - Note 7)		
Transaction Type	Car/Jeep Count	Total Car/ Jeep Amount (in Rs.)
1	2	3
Annual Pass	1685	92443

Total Non-Tollable Traffic Count Entry Details (Note-2)					
Transaction Type	Car/Jeep Count	Bus/Truck Count	LCV Count	MAV (Multi Axle Vehicle Count)	Three Axle Count
1	2	3	4	5	6
Reuse & Exit	4475	837	1040	173	0
Exemption & Violation	20457	908	375	1065	0

- Notes**
1. Fee for Fastag vehicles passing two toll plazas, is collected at two plazas in few cases and therefore section wise traffic details will not be available at one plaza for same.
 2. All Non-tollable traffic could not be recorded/reported due to unavailability of adequate Lanes & systems. Non-Tollable count includes Reuse of daily/return/monthly pass, exit trips, exemption and violations.
 3. Reporting (FASTag/Cash/Card) - 12:00:00 AM to 11:59:59 PM.
 4. Fastag Collection is net of Acquiring Bank Charges
 5. FASTag Debit Adjustment/Chargeback Received from Bank (Net)
 6. Double user fee (from cash vehicles entering dedicated Fastag lane) collected from vehicles are reported separately (count and revenue). These are included in vehicle category wise count and revenue.
 7. Annual FASTag pass w.e.f. 15 August 2025 as per directions of MPEL vide letter no MPEL/DIC/2025/676 dated August 14, 2025.
 8. Annual Pass Toll Revenue receivable (as given in the table above) is not included in the column 'Fee Collected'.
 9. '1.25' times User Fee via UPI for vehicles without a valid FASTag w.e.f. 15 November 2025 as per directions of MPEL vide letter no MPEL/02/DIC/968 dated 10 November 2025.



MONTHLY/DAILY FEE STATEMENT

Project Highway: National Highway NH-48

Day/Month: 06-Mar-2026

Sr. No.	Name of Toll Plaza Location	Chainage
National Highway NH-48 (from Km. 20+400 to 131+200)		
1	Somatne Phata	30+050

Type of Vehicle	For corresponding day/month of previous year 6-Mar-2025		For preceding day/month 5-Mar-2026		For the day/month reported upon 6-Mar-2026		
	No. of Vehicles	Fee collected (in Rs.)	No. of Vehicles	Fee collected (in Rs.)	Fee per Vehicle (in Rs.)	No. of Vehicles	Fee collected (in Rs.)
1	2	3	4	5	6	7	8
A-Car (Note-7)	10942	654517	10318	602484	Note-1	10590	617076
B-LCV	968	98018	1205	133445		1173	123791
C- Bus	1404	295783	1486	286381		1509	286429
D-Truck	0	0	0	0		0	0
E-Three-axle vehicle	0	0	0	0		0	0
F-Multi-axle Truck	2344	870501	2015	746247		2157	802269
G-Oversized vehicle	0	0	0	0		0	0
FASTag Debit Adjustment/ Chargeback Received from Bank (Net) (Note-5)	0	947	0	1310	Note-5	0	1094
H- Total	15658	1919766	15024	1769868		15429	1830659

Day/Month wise Opening Balance of Toll Collection & Traffic

Day	6
Month	3
Year	2026
Toll Depositing Bank	State Bank Of India
Bank Account No.	39177623786

Transaction Type	Car/Jeep Count	Total Car/ Jeep Amount (in Rs.)	Bus/Truck Count	Total Bus / Truck Amount (in Rs.)	LCV Count	Total LCV Amount (in Rs.)	MAV (Multi Axle Vehicle Count)	Total MAV (Multi Axle Vehicle) Amount (in Rs.)	Three Axle Count	Three Axle Count Amount (in Rs.)	FASTag Debit Adjustment/ Chargeback Received from Bank (Net)
1	2	3	4	5	8	9	10	11	12	13	Note-5
Single Journey	6057	285154	1085	181101	714	61240	1956	693995	0	0	1094
Monthly Pass Sales	5	9538	0	0	2	4971	0	0	0	0	0
Daily Pass Sales	3822	273219	399	99677	419	52828	197	106499	0	0	0
Local Pass Sales	0	0	0	0	0	0	0	0	0	0	0
Return Pass Sales	0	0	0	0	0	0	0	0	0	0	0
Double User Fee (FASTag Lane Violation) (Note-6)	206	19458	4	1320	13	2158	0	0	0	0	0
1.25 times User Fee via UPI (FASTag Lane Violation) (Note-9)	500	29706	21	4331	25	2594	4	1775	0	0	0

Traffic and Revenue Receivable (Annual Pass - Note 7)		
Transaction Type	Car/Jeep Count	Total Car/ Jeep Amount (in Rs.)
1	2	3
Annual Pass	1822	99364

Total Non-Tollable Traffic Count Entry Details (Note-2)					
Transaction Type	Car/Jeep Count	Bus/Truck Count	LCV Count	MAV (Multi Axle Vehicle Count)	Three Axle Count
1	2	3	5	6	7
Reuse & Exit	4613	864	1053	221	0
Exemption & Violation	20460	888	394	1294	0

Notes

1. Fee for Fastag vehicles passing two toll plazas, is collected at two plazas in few cases and therefore section wise traffic details will not be available at one plaza for same.
2. All Non-tollable traffic could not be recorded/reported due to unavailability of adequate Lanes & systems. Non-Tollable count includes Reuse of daily/return/monthly pass, exit trips, exemption and violations.
3. Reporting (FASTag/Cash/Card) - 12:00:00 AM to 11:59:59 PM.
4. FASTag Collection is net of Acquiring Bank Charges
5. FASTag Debit Adjustment/Chargeback Received from Bank (Net)
6. Double user fee (from cash vehicles entering dedicated Fastag lane) collected from vehicles are reported separately (count and revenue). These are included in vehicle category wise count and revenue.
7. Annual FASTag pass w.e.f. 15 August 2025 as per directions of MPEL vide letter no MPEL/DIC/2025/676 dated August 14, 2025.
8. Annual Pass Toll Revenue receivable (as given in the table above) is not included in the column 'Fee Collected'.
9. '1.25' times User Fee via UPI for vehicles without a valid FASTag w.e.f. 15 November 2025 as per directions of MPEL vide letter no MPEL/02/DIC/968 dated 10 November 2025.



MONTHLY/DAILY FEE STATEMENT

Project Highway: National Highway NH-48

Day/Month: 07-Mar-2026

Sr. No.	Name of Toll Plaza Location	Chainage
National Highway NH-48 (from Km. 20+400 to 131+200)		
1	Somatne Phata	30+050

Type of Vehicle	For corresponding day/month of previous year 7-Mar-2025		For preceding day/month 6-Mar-2026		For the day/month reported upon 7-Mar-2026		
	No. of Vehicles	Fee collected (in Rs.)	No. of Vehicles	Fee collected (in Rs.)	Fee per Vehicle (in Rs.)	No. of Vehicles	Fee collected (in Rs.)
1	2	3	4	5	6	7	8
A-Car (Note-7)	11653	742911	10590	617076	Note-1	12929	740340
B-LCV	1021	105980	1173	123791		1143	115736
C-Bus	1508	297282	1509	286429		1547	304947
D-Truck	0	0	0	0		0	0
E-Three-axle vehicle	0	0	0	0		0	0
F-Multi-axle Truck	2271	840513	2157	802269		2195	1041064
G-Oversized vehicle	0	0	0	0		0	0
FASTag Debit Adjustment/ Chargeback Received from Bank (Net) (Note-5)	0	1042	0	1094	Note-5	0	1404
H- Total	16453	1987729	15429	1830659		17814	2203491

Day/Month wise Opening Balance of Toll Collection & Traffic

Day	7
Month	3
Year	2026
Toll Depositing Bank	State Bank Of India
Bank Account No.	39177623786

Transaction Type	Car/Jeep Count	Total Car/ Jeep Amount (in Rs.)	Bus/Truck Count	Total Bus / Truck Amount (in Rs.)	LCV Count	Total LCV Amount (in Rs.)	MAV (Multi Axle Vehicle Count)	Total MAV (Multi Axle Vehicle) Amount (in Rs.)	Three Axle Count	Three Axle Count Amount (in Rs.)	FASTag Debit Adjustment/ Chargeback Received from Bank (Net)		
1	2	3	4	5	6	7	8	9	10	11	12	13	Note-5
Single Journey	7517	353759	1099	183300	691	58526	1951	692699	0	0	0	1404	
Monthly Pass Sales	1	1408	2	9882	0	0	38	238500	0	0	0	0	
Daily Pass Sales	4536	323961	399	99595	403	50881	199	106493	0	0	0	0	
Local Pass Sales	0	0	0	0	0	0	0	0	0	0	0	0	
Return Pass Sales	0	0	0	0	0	0	0	0	0	0	0	0	
Double User Fee (FASTag Lane Violation) (Note-6)	269	25474	20	6600	20	3320	1	710	0	0	0	0	
1.25 times User Fee via UPI (FASTag Lane Violation) (Note-9)	606	35739	27	5569	29	3009	6	2663	0	0	0	0	

Traffic and Revenue Receivable (Annual Pass - Note 7)		
Transaction Type	Car/Jeep Count	Total Car/ Jeep Amount (in Rs.)
1	2	3
Annual Pass	2020	111179

Total Non-Tollable Traffic Count Entry Details (Note-2)					
Transaction Type	Car/Jeep Count	Bus/Truck Count	LCV Count	MAV (Multi Axle Vehicle Count)	Three Axle Count
1	2	3	4	5	6
Reuse & Exit	5228	795	871	233	0
Exemption & Violation	21631	763	373	1253	0

Notes

1. Fee for Fastag vehicles passing two toll plazas, is collected at two plazas in few cases and therefore section wise traffic details will not be available at one plaza for same.
2. All Non-tollable traffic could not be recorded/reported due to unavailability of adequate Lanes & systems. Non-Tollable count includes Reuse of daily/return/monthly pass, exit trips, exemption and violations.
3. Reporting (FASTag/Cash/Card) - 12:00:00 AM to 11:59:59 PM.
4. Fastag Collection is net of Acquiring Bank Charges
5. FASTag Debit Adjustment/Chargeback Received from Bank (Net)
6. Double user fee (from cash vehicles entering dedicated Fastag lane) collected from vehicles are reported separately (count and revenue). These are included in vehicle category wise count and revenue.
7. Annual FASTag pass w.e.f. 15 August 2025 as per directions of MPEL vide letter no MPEL/DIC/2025/676 dated August 14, 2025.
8. Annual Pass Toll Revenue receivable (as given in the table above) is not included in the column 'Fee Collected'.
9. '1.25' times User Fee via UPI for vehicles without a valid FASTag w.e.f. 15 November 2025 as per directions of MPEL vide letter no MPEL/02/DIC/968 dated 10 November 2025.



MONTHLY/DAILY FEE STATEMENT

Project Highway: National Highway NH-48

Day/Month: 08-Mar-2026

Sr. No.	Name of Toll Plaza Location	Chainage
National Highway NH-48 (from Km. 20+400 to 131+200)		
1	Somatne Phata	30+050

Type of Vehicle	For corresponding day/month of previous year 8-Mar-2025		For preceding day/month 7-Mar-2026		For the day/month reported upon 8-Mar-2026		
	No. of Vehicles	Fee collected (in Rs.)	No. of Vehicles	Fee collected (in Rs.)	Fee per Vehicle (in Rs.)	No. of Vehicles	Fee collected (in Rs.)
1	2	3	4	5	6	7	8
A-Car (Note-7)	13794	797046	12929	740340	Note-1	12792	729732
B-LCV	959	100779	1143	115736		778	77241
C-Bus	1465	305480	1547	304947		1177	224819
D-Truck	0	0	0	0		0	0
E-Three-axle vehicle	0	0	0	0		0	0
F-Multi-axle Truck	2386	880963	2195	1041064		1838	672627
G-Oversized vehicle	0	0	0	0		0	0
FASTag Debit Adjustment/ Chargeback Received from Bank (Net) (Note-5)	0	0	0	1404	Note-5	0	0
H- Total	18604	2084268	17814	2203491		16585	1704418

Day/Month wise Opening Balance of Toll Collection & Traffic

Day	8
Month	3
Year	2026
Toll Depositing Bank	State Bank Of India
Bank Account No.	39177623786

Transaction Type	Car/Jeep Count	Total Car/ Jeep Amount (in Rs.)	Bus/Truck Count	Total Bus / Truck Amount (in Rs.)	LCV Count	Total LCV Amount (in Rs.)	MAV (Multi Axle Vehicle Count)	Total MAV (Multi Axle Vehicle) Amount (in Rs.)	Three Axle Count	Three Axle Count Amount (in Rs.)	FASTag Debit Adjustment/ Chargeback Received from Bank (Net)
1	2	3	4	5	8	9	10	11	12	13	Note-5
Single Journey	7561	358946	835	139211	500	42349	1736	618046	0	0	0
Monthly Pass Sales	1	1408	0	0	0	0	0	0	0	0	0
Daily Pass Sales	4244	301076	320	79956	251	31655	98	52805	0	0	0
Local Pass Sales	0	0	0	0	0	0	0	0	0	0	0
Return Pass Sales	0	0	0	0	0	0	0	0	0	0	0
Double User Fee (FASTag Lane Violation) (Note-6)	289	27354	9	2970	7	1162	0	0	0	0	0
1.25 times User Fee via UPI (FASTag Lane Violation) (Note-9)	697	40949	13	2681	20	2075	4	1775	0	0	0

Traffic and Revenue Receivable (Annual Pass - Note 7)		
Transaction Type	Car/Jeep Count	Total Car/ Jeep Amount (in Rs.)
1	2	3
Annual Pass	1845	102852

Total Non-Tollable Traffic Count Entry Details (Note-2)					
Transaction Type	Car/Jeep Count	Bus/Truck Count	LCV Count	MAV (Multi Axle Vehicle Count)	Three Axle Count
1	2	3	5	6	7
Reuse & Exit	4676	589	526	103	0
Exemption & Violation	19242	592	225	587	0

Notes

1. Fee for Fastag vehicles passing two toll plazas, is collected at two plazas in few cases and therefore section wise traffic details will not be available at one plaza for same.
2. All Non-tollable traffic could not be recorded/reported due to unavailability of adequate Lanes & systems. Non-Tollable count includes Reuse of daily/return/monthly pass, exit trips, exemption and violations.
3. Reporting (FASTag/Cash/Card) - 12:00:00 AM to 11:59:59 PM.
4. Fastag Collection is net of Acquiring Bank Charges
5. FASTag Debit Adjustment/Chargeback Received from Bank (Net)
6. Double user fee (from cash vehicles entering dedicated Fastag lane) collected from vehicles are reported separately (count and revenue). These are included in vehicle category wise count and revenue.
7. Annual FASTag pass w.e.f. 15 August 2025 as per directions of MPEL vide letter no MPEL/DIC/2025/676 dated August 14, 2025.
8. Annual Pass Toll Revenue receivable (as given in the table above) is not included in the column 'Fee Collected'.
9. '1.25' times User Fee via UPI for vehicles without a valid FASTag w.e.f. 15 November 2025 as per directions of MPEL vide letter no MPEL/02/DIC/968 dated 10 November 2025.



MONTHLY/DAILY FEE STATEMENT

Project Highway: National Highway NH-48

Day/Month: 09-Mar-2026

Sr. No.	Name of Toll Plaza Location	Chainage
National Highway NH-48 (from Km. 20+400 to 131+200)		
1	Somatne Phata	30+050

Type of Vehicle	For corresponding day/month of previous year 9-Mar-2025		For preceding day/month 8-Mar-2026		For the day/month reported upon 9-Mar-2026		
	No. of Vehicles	Fee collected (in Rs.)	No. of Vehicles	Fee collected (in Rs.)	Fee per Vehicle (in Rs.)	No. of Vehicles	Fee collected (in Rs.)
1	2	3	4	5	6	7	8
A-Car (Note-7)	12815	752631	12792	729732	Note-1	10848	622416
B-LCV	648	65960	778	77241		1058	107371
C- Bus	1240	250694	1177	224819		1393	266739
D-Truck	0	0	0	0		0	0
E-Three-axle vehicle	0	0	0	0		0	0
F-Multi-axle Truck	2143	784016	1838	672627		1973	741753
G-Oversized vehicle	0	0	0	0	0	0	
FASTag Debit Adjustment/ Chargeback Received from Bank (Net) (Note-5)	0	0	0	0	Note-5	0	1039
H- Total	16846	1853301	16585	1704418		15272	1739319

Day/Month wise Opening Balance of Toll Collection & Traffic

Day	9
Month	3
Year	2026
Toll Depositing Bank	State Bank Of India
Bank Account No.	39177623786

Transaction Type	Car/Jeep Count	Total Car/ Jeep Amount (in Rs.)	Bus/Truck Count	Total Bus / Truck Amount (in Rs.)	LCV Count	Total LCV Amount (in Rs.)	MAV (Multi Axle Vehicle Count)	Total MAV (Multi Axle Vehicle) Amount (in Rs.)	Three Axle Count	Three Axle Count Amount (in Rs.)	FASTag Debit Adjustment/ Chargeback Received from Bank (Net)		
1	2	3	4	5	6	7	8	9	10	11	12	13	Note-5
Single Journey	6314	294623	978	162320	627	52942	1777	632402	0	0	0	1039	
Monthly Pass Sales	8	5364	0	0	0	0	1	5331	0	0	0	0	
Daily Pass Sales	3774	269077	379	94890	398	50134	186	99761	0	0	0	0	
Local Pass Sales	0	0	0	0	0	0	0	0	0	0	0	0	
Return Pass Sales	0	0	0	0	0	0	0	0	0	0	0	0	
Double User Fee (FASTag Lane Violation) (Note-6)	253	23782	17	5610	14	2324	1	710	0	0	0	0	
1.25 times User Fee via UPI (FASTag Lane Violation) (Note-9)	499	29570	19	3919	19	1971	8	3550	0	0	0	0	

Traffic and Revenue Receivable (Annual Pass - Note 7)		
Transaction Type	Car/Jeep Count	Total Car/ Jeep Amount (in Rs.)
1	2	3
Annual Pass	1784	98070

Total Non-Tollable Traffic Count Entry Details (Note-2)					
Transaction Type	Car/Jeep Count	Bus/Truck Count	LCV Count	MAV (Multi Axle Vehicle Count)	Three Axle Count
1	2	3	4	5	6
Reuse & Exit	4572	833	987	208	0
Exemption & Violation	20202	821	343	1194	0

Notes

1. Fee for Fastag vehicles passing two toll plazas, is collected at two plazas in few cases and therefore section wise traffic details will not be available at one plaza for same.
2. All Non-tollable traffic could not be recorded/reported due to unavailability of adequate Lanes & systems. Non-Tollable count includes Reuse of daily/return/monthly pass, exit trips, exemption and violations.
3. Reporting (FASTag/Cash/Card) - 12:00:00 AM to 11:59:59 PM.
4. Fastag Collection is net of Acquiring Bank Charges
5. FASTag Debit Adjustment/Chargeback Received from Bank (Net)
6. Double user fee (from cash vehicles entering dedicated Fastag lane) collected from vehicles are reported separately (count and revenue). These are included in vehicle category wise count and revenue.
7. Annual FASTag pass w.e.f. 15 August 2025 as per directions of MPEL vide letter no MPEL/DIC/2025/676 dated August 14, 2025.
8. Annual Pass Toll Revenue receivable (as given in the table above) is not included in the column 'Fee Collected'.
9. '1.25' times User Fee via UPI for vehicles without a valid FASTag w.e.f. 15 November 2025 as per directions of MPEL vide letter no MPEL/02/DIC/968 dated 10 November 2025.



MONTHLY/DAILY FEE STATEMENT

Project Highway: National Highway NH-48

Day/Month: 10-Mar-2026

Sr. No.	Name of Toll Plaza Location	Chainage
National Highway NH-48 (from Km. 20+400 to 131+200)		
1	Somatne Phata	30+050

Type of Vehicle	For corresponding day/month of previous year 10-Mar-2025		For preceding day/month 9-Mar-2026		For the day/month reported upon 10-Mar-2026		
	No. of Vehicles	Fee collected (in Rs.)	No. of Vehicles	Fee collected (in Rs.)	Fee per Vehicle (in Rs.)	No. of Vehicles	Fee collected (in Rs.)
1	2	3	4	5	6	7	8
A-Car (Note-7)	10202	597209	10848	622416	Note-1	10710	625482
B-LCV	885	134051	1058	107371		1102	113441
C- Bus	1300	282581	1393	266739		1541	290229
D-Truck	0	0	0	0		0	0
E-Three-axle vehicle	0	0	0	0		0	0
F-Multi-axle Truck	2107	779767	1973	741753		1995	742647
G-Oversized vehicle	0	0	0	0	0	0	
FASTag Debit Adjustment/ Chargeback Received from Bank (Net) (Note-5)	0	2354	0	1039	Note-5	0	1167
H- Total	14494	1795962	15272	1739319		15348	1772966

Day/Month wise Opening Balance of Toll Collection & Traffic

Day	10
Month	3
Year	2026
Toll Depositing Bank	State Bank Of India
Bank Account No.	39177623786

Transaction Type	Car/Jeep Count	Total Car/ Jeep Amount (in Rs.)	Bus/Truck Count	Total Bus / Truck Amount (in Rs.)	LCV Count	Total LCV Amount (in Rs.)	MAV (Multi Axle Vehicle Count)	Total MAV (Multi Axle Vehicle) Amount (in Rs.)	Three Axle Count	Three Axle Count Amount (in Rs.)	FASTag Debit Adjustment/ Chargeback Received from Bank (Net)
1	2	3	4	5	8	9	10	11	12	13	Note-5
Single Journey	5806	273104	1128	187748	683	58266	1810	643503	0	0	1167
Monthly Pass Sales	6	5301	0	0	1	2486	0	0	0	0	0
Daily Pass Sales	4084	291635	383	95798	386	48685	181	97103	0	0	0
Local Pass Sales	0	0	0	0	0	0	0	0	0	0	0
Return Pass Sales	0	0	0	0	0	0	0	0	0	0	0
Double User Fee (FASTag Lane Violation) (Note-6)	210	19958	4	1320	11	1826	1	710	0	0	0
1.25 times User Fee via UPI (FASTag Lane Violation) (Note-9)	604	35485	26	5363	21	2179	3	1331	0	0	0

Traffic and Revenue Receivable (Annual Pass - Note 7)		
Transaction Type	Car/Jeep Count	Total Car/ Jeep Amount (in Rs.)
1	2	3
Annual Pass	1749	96213

Total Non-Tollable Traffic Count Entry Details (Note-2)					
Transaction Type	Car/Jeep Count	Bus/Truck Count	LCV Count	MAV (Multi Axle Vehicle Count)	Three Axle Count
1	2	3	5	6	7
Reuse & Exit	4958	841	1037	207	0
Exemption & Violation	20284	870	413	1438	0

Notes

1. Fee for Fastag vehicles passing two toll plazas, is collected at two plazas in few cases and therefore section wise traffic details will not be available at one plaza for same.
2. All Non-tollable traffic could not be recorded/reported due to unavailability of adequate Lanes & systems. Non-Tollable count includes Reuse of daily/return/monthly pass, exit trips, exemption and violations.
3. Reporting (FASTag/Cash/Card) - 12:00:00 AM to 11:59:59 PM.
4. Fastag Collection is net of Acquiring Bank Charges
5. FASTag Debit Adjustment/Chargeback Received from Bank (Net)
6. Double user fee (from cash vehicles entering dedicated Fastag lane) collected from vehicles are reported separately (count and revenue). These are included in vehicle category wise count and revenue.
7. Annual FASTag pass w.e.f. 15 August 2025 as per directions of MPEL vide letter no MPEL/DIC/2025/676 dated August 14, 2025.
8. Annual Pass Toll Revenue receivable (as given in the table above) is not included in the column 'Fee Collected'.
9. '1.25' times User Fee via UPI for vehicles without a valid FASTag w.e.f. 15 November 2025 as per directions of MPEL vide letter no MPEL/02/DIC/968 dated 10 November 2025.



MONTHLY/DAILY FEE STATEMENT

Project Highway: National Highway NH-48

Day/Month: 11-Mar-2026

Sr. No.	Name of Toll Plaza Location	Chainage
National Highway NH-48 (from Km. 20+400 to 131+200)		
1	Somatne Phata	30+050

Type of Vehicle	For corresponding day/month of previous year 11-Mar-2025		For preceding day/month 10-Mar-2026		For the day/month reported upon 11-Mar-2026		
	No. of Vehicles	Fee collected (in Rs.)	No. of Vehicles	Fee collected (in Rs.)	Fee per Vehicle (in Rs.)	No. of Vehicles	Fee collected (in Rs.)
1	2	3	4	5	6	7	8
A-Car (Note-7)	10499	625329	10710	625482	Note-1	10749	620116
B-LCV	1020	112157	1102	113441		1153	119888
C- Bus	1483	359795	1541	290229		1535	309400
D-Truck	0	0	0	0		0	0
E-Three-axle vehicle	0	0	0	0		0	0
F-Multi-axle Truck	2261	839913	1995	742647		2216	822689
G-Oversized vehicle	0	0	0	0	0	0	
FASTag Debit Adjustment/ Chargeback Received from Bank (Net) (Note-5)	0	1015	0	1167	Note-5	0	857
H- Total	15263	1938209	15348	1772966		15653	1872950

Day/Month wise Opening Balance of Toll Collection & Traffic

Day	11
Month	3
Year	2026
Toll Depositing Bank	State Bank Of India
Bank Account No.	39177623786

Transaction Type	Car/Jeep Count	Total Car/ Jeep Amount (in Rs.)	Bus/Truck Count	Total Bus / Truck Amount (in Rs.)	LCV Count	Total LCV Amount (in Rs.)	MAV (Multi Axle Vehicle Count)	Total MAV (Multi Axle Vehicle) Amount (in Rs.)	Three Axle Count	Three Axle Count Amount (in Rs.)	FASTag Debit Adjustment/ Chargeback Received from Bank (Net)
1	2	3	4	5	8	9	10	11	12	13	Note-5
Single Journey	6064	284208	1102	183357	736	62476	2032	723001	0	0	857
Monthly Pass Sales	3	2486	4	19765	2	4971	0	0	0	0	0
Daily Pass Sales	3920	280340	395	98523	394	49847	172	93032	0	0	0
Local Pass Sales	0	0	0	0	0	0	0	0	0	0	0
Return Pass Sales	0	0	0	0	0	0	0	0	0	0	0
Double User Fee (FASTag Lane Violation) (Note-6)	232	21808	6	1980	5	830	5	3550	0	0	0
1.25 times User Fee via UPI (FASTag Lane Violation) (Note-9)	530	31274	28	5775	16	1764	7	3106	0	0	0

Traffic and Revenue Receivable (Annual Pass - Note 7)		
Transaction Type	Car/Jeep Count	Total Car/ Jeep Amount (in Rs.)
1	2	3
Annual Pass	1721	94187

Total Non-Tollable Traffic Count Entry Details (Note-2)					
Transaction Type	Car/Jeep Count	Bus/Truck Count	LCV Count	MAV (Multi Axle Vehicle Count)	Three Axle Count
1	2	3	5	6	7
Reuse & Exit	4747	855	1051	188	0
Exemption & Violation	20728	890	433	1492	0

Notes

- Fee for Fastag vehicles passing two toll plazas, is collected at two plazas in few cases and therefore section wise traffic details will not be available at one plaza for same.
- All Non-tollable traffic could not be recorded/reported due to unavailability of adequate Lanes & systems. Non-Tollable count includes Reuse of daily/return/monthly pass, exit trips, exemption and violations.
- Reporting (FASTag/Cash/Card) - 12:00:00 AM to 11:59:59 PM.
- Fastag Collection is net of Acquiring Bank Charges
- FASTag Debit Adjustment/Chargeback Received from Bank (Net)
- Double user fee (from cash vehicles entering dedicated Fastag lane) collected from vehicles are reported separately (count and revenue). These are included in vehicle category wise count and revenue.
- Annual FASTag pass w.e.f. 15 August 2025 as per directions of MPEL vide letter no MPEL/DIC/2025/676 dated August 14, 2025.
- Annual Pass Toll Revenue receivable (as given in the table above) is not included in the column 'Fee Collected'.
- '1.25' times User Fee via UPI for vehicles without a valid FASTag w.e.f. 15 November 2025 as per directions of MPEL vide letter no MPEL/02/DIC/968 dated 10 November 2025.



MONTHLY/DAILY FEE STATEMENT

Project Highway: National Highway NH-48

Day/Month: 12-Mar-2026

Sr. No.	Name of Toll Plaza Location	Chainage
National Highway NH-48 (from Km. 20+400 to 131+200)		
1	Somatne Phata	30+050

Type of Vehicle	For corresponding day/month of previous year 12-Mar-2025		For preceding day/month 11-Mar-2026		For the day/month reported upon 12-Mar-2026		
	No. of Vehicles	Fee collected (in Rs.)	No. of Vehicles	Fee collected (in Rs.)	Fee per Vehicle (in Rs.)	No. of Vehicles	Fee collected (in Rs.)
1	2	3	4	5	6	7	8
A-Car (Note-7)	10693	634288	10749	620116	Note-1	10883	632738
B-LCV	992	120089	1153	119888		1208	121220
C- Bus	1510	354960	1535	309400		1431	270192
D-Truck	0	0	0	0		0	0
E-Three-axle vehicle	0	0	0	0		0	0
F-Multi-axle Truck	2396	896034	2216	822689		2254	833371
G-Oversized vehicle	0	0	0	0		0	0
FASTag Debit Adjustment/ Chargeback Received from Bank (Net) (Note-5)	0	-517	0	857	Note-5	0	1167
H- Total	15591	2004855	15653	1872950		15776	1858688

Day/Month wise Opening Balance of Toll Collection & Traffic

Day	12
Month	3
Year	2026
Toll Depositing Bank	State Bank Of India
Bank Account No.	39177623786

Transaction Type	Car/Jeep Count	Total Car/ Jeep Amount (in Rs.)	Bus/Truck Count	Total Bus / Truck Amount (in Rs.)	LCV Count	Total LCV Amount (in Rs.)	MAV (Multi Axle Vehicle Count)	Total MAV (Multi Axle Vehicle) Amount (in Rs.)	Three Axle Count	Three Axle Count Amount (in Rs.)	FASTag Debit Adjustment/ Chargeback Received from Bank (Net)		
1	2	3	4	5	6	7	8	9	10	11	12	13	Note-5
Single Journey	6048	285593	1038	172702	760	64593	2076	738118	0	0	0	1167	
Monthly Pass Sales	3	4223	0	0	0	0	0	0	0	0	0	0	
Daily Pass Sales	4044	288191	369	92169	417	52663	168	90549	0	0	0	0	
Local Pass Sales	0	0	0	0	0	0	0	0	0	0	0	0	
Return Pass Sales	0	0	0	0	0	0	0	0	0	0	0	0	
Double User Fee (FASTag Lane Violation) (Note-6)	236	22184	3	990	12	1992	1	710	0	0	0	0	
1.25 times User Fee via UPI (FASTag Lane Violation) (Note-9)	552	32548	21	4331	19	1971	9	3994	0	0	0	0	

Traffic and Revenue Receivable (Annual Pass - Note 7)		
Transaction Type	Car/Jeep Count	Total Car/ Jeep Amount (in Rs.)
1	2	3
Annual Pass	1790	98295

Total Non-Tollable Traffic Count Entry Details (Note-2)					
Transaction Type	Car/Jeep Count	Bus/Truck Count	LCV Count	MAV (Multi Axle Vehicle Count)	Three Axle Count
1	2	3	4	5	6
Reuse & Exit	4836	817	1063	194	0
Exemption & Violation	21315	820	354	1375	0

Notes

1. Fee for Fastag vehicles passing two toll plazas, is collected at two plazas in few cases and therefore section wise traffic details will not be available at one plaza for same.
2. All Non-tollable traffic could not be recorded/reported due to unavailability of adequate Lanes & systems. Non-Tollable count includes Reuse of daily/return/monthly pass, exit trips, exemption and violations.
3. Reporting (FASTag/Cash/Card) - 12:00:00 AM to 11:59:59 PM.
4. Fastag Collection is net of Acquiring Bank Charges
5. FASTag Debit Adjustment/Chargeback Received from Bank (Net)
6. Double user fee (from cash vehicles entering dedicated Fastag lane) collected from vehicles are reported separately (count and revenue). These are included in vehicle category wise count and revenue.
7. Annual FASTag pass w.e.f. 15 August 2025 as per directions of MPEL vide letter no MPEL/DIC/2025/676 dated August 14, 2025.
8. Annual Pass Toll Revenue receivable (as given in the table above) is not included in the column 'Fee Collected'.
9. '1.25' times User Fee via UPI for vehicles without a valid FASTag w.e.f. 15 November 2025 as per directions of MPEL vide letter no MPEL/02/DIC/968 dated 10 November 2025.



MONTHLY/DAILY FEE STATEMENT

Project Highway: National Highway NH-48

Day/Month: 13-Mar-2026

Sr. No.	Name of Toll Plaza Location	Chainage
National Highway NH-48 (from Km. 20+400 to 131+200)		
1	Somatne Phata	30+050

Type of Vehicle	For corresponding day/month of previous year 13-Mar-2025		For preceding day/month 12-Mar-2026		For the day/month reported upon 13-Mar-2026		
	No. of Vehicles	Fee collected (in Rs.)	No. of Vehicles	Fee collected (in Rs.)	Fee per Vehicle (in Rs.)	No. of Vehicles	Fee collected (in Rs.)
1	2	3	4	5	6	7	8
A-Car (Note-7)	11045	642218	10883	632738	Note-1	11601	660932
B-LCV	952	105943	1208	121220		1169	116854
C- Bus	1415	301514	1431	270192		1522	310269
D-Truck	0	0	0	0		0	0
E-Three-axle vehicle	0	0	0	0		0	0
F-Multi-axle Truck	2313	862347	2254	833371		2297	850299
G-Oversized vehicle	0	0	0	0	0	0	
FASTag Debit Adjustment/ Chargeback Received from Bank (Net) (Note-5)	0	1423	0	1167	Note-5	0	1363
H- Total	15725	1913444	15776	1858688		16589	1939717

Day/Month wise Opening Balance of Toll Collection & Traffic

Day	13
Month	3
Year	2026
Toll Depositing Bank	State Bank Of India
Bank Account No.	39177623786

Transaction Type	Car/Jeep Count	Total Car/ Jeep Amount (in Rs.)	Bus/Truck Count	Total Bus / Truck Amount (in Rs.)	LCV Count	Total LCV Amount (in Rs.)	MAV (Multi Axle Vehicle Count)	Total MAV (Multi Axle Vehicle) Amount (in Rs.)	Three Axle Count	Three Axle Count Amount (in Rs.)	FASTag Debit Adjustment/ Chargeback Received from Bank (Net)		
1	2	3	4	5	6	7	8	9	10	11	12	13	Note-5
Single Journey	6847	323662	1129	188234	748	63836	2114	752657	0	0	0	1363	
Monthly Pass Sales	0	0	11	27390	0	0	0	0	0	0	0	0	
Daily Pass Sales	3953	281787	352	87714	399	50300	175	94092	0	0	0	0	
Local Pass Sales	0	0	0	0	0	0	0	0	0	0	0	0	
Return Pass Sales	0	0	0	0	0	0	0	0	0	0	0	0	
Double User Fee (FASTag Lane Violation) (Note-6)	232	21996	6	1980	7	1162	0	0	0	0	0	0	
1.25 times User Fee via UPI (FASTag Lane Violation) (Note-9)	569	33488	24	4950	15	1556	8	3550	0	0	0	0	

Traffic and Revenue Receivable (Annual Pass - Note 7)		
Transaction Type	Car/Jeep Count	Total Car/ Jeep Amount (in Rs.)
1	2	3
Annual Pass	1972	107860

Total Non-Tollable Traffic Count Entry Details (Note-2)					
Transaction Type	Car/Jeep Count	Bus/Truck Count	LCV Count	MAV (Multi Axle Vehicle Count)	Three Axle Count
1	2	3	4	5	6
Reuse & Exit	4726	811	1063	210	0
Exemption & Violation	20868	898	398	1364	0

Notes

1. Fee for Fastag vehicles passing two toll plazas, is collected at two plazas in few cases and therefore section wise traffic details will not be available at one plaza for same.
2. All Non-tollable traffic could not be recorded/reported due to unavailability of adequate Lanes & systems. Non-Tollable count includes Reuse of daily/return/monthly pass, exit trips, exemption and violations.
3. Reporting (FASTag/Cash/Card) - 12:00:00 AM to 11:59:59 PM.
4. Fastag Collection is net of Acquiring Bank Charges
5. FASTag Debit Adjustment/Chargeback Received from Bank (Net)
6. Double user fee (from cash vehicles entering dedicated Fastag lane) collected from vehicles are reported separately (count and revenue). These are included in vehicle category wise count and revenue.
7. Annual FASTag pass w.e.f. 15 August 2025 as per directions of MPEL vide letter no MPEL/DIC/2025/676 dated August 14, 2025.
8. Annual Pass Toll Revenue receivable (as given in the table above) is not included in the column 'Fee Collected'.
9. '1.25' times User Fee via UPI for vehicles without a valid FASTag w.e.f. 15 November 2025 as per directions of MPEL vide letter no MPEL/02/DIC/968 dated 10 November 2025.



MONTHLY/DAILY FEE STATEMENT

Project Highway: National Highway NH-48

Day/Month: 14-Mar-2026

Sr. No.	Name of Toll Plaza Location	Chainage
National Highway NH-48 (from Km. 20+400 to 131+200)		
1	Somatne Phata	30+050

Type of Vehicle	For corresponding day/month of previous year 14-Mar-2025		For preceding day/month 13-Mar-2026		For the day/month reported upon 14-Mar-2026		
	No. of Vehicles	Fee collected (in Rs.)	No. of Vehicles	Fee collected (in Rs.)	Fee per Vehicle (in Rs.)	No. of Vehicles	Fee collected (in Rs.)
1	2	3	4	5	6	7	8
A-Car (Note-7)	11407	655081	11601	660932	Note-1	13877	788972
B-LCV	561	55320	1169	116854		1101	109248
C- Bus	983	185535	1522	310269		1527	288611
D-Truck	0	0	0	0		0	0
E-Three-axle vehicle	0	0	0	0		0	0
F-Multi-axle Truck	1689	615926	2297	850299		2255	841909
G-Oversized vehicle	0	0	0	0		0	0
FASTag Debit Adjustment/ Chargeback Received from Bank (Net) (Note-5)	0	0	0	1363	Note-5	0	786
H- Total	14640	1511862	16589	1939717		18760	2029525

Day/Month wise Opening Balance of Toll Collection & Traffic

Day	14
Month	3
Year	2026
Toll Depositing Bank	State Bank Of India
Bank Account No.	39177623786


Transaction Type	Car/Jeep Count	Total Car/ Jeep Amount (in Rs.)	Bus/Truck Count	Total Bus / Truck Amount (in Rs.)	LCV Count	Total LCV Amount (in Rs.)	MAV (Multi Axle Vehicle Count)	Total MAV (Multi Axle Vehicle) Amount (in Rs.)	Three Axle Count	Three Axle Count Amount (in Rs.)	FASTag Debit Adjustment/ Chargeback Received from Bank (Net)		
1	2	3	4	5	6	7	8	9	10	11	12	13	Note-5
Single Journey	8367	397152	1113	185224	725	61550	2045	729566	0	0	0	786	
Monthly Pass Sales	1	359	0	0	0	0	0	0	0	0	0	0	
Daily Pass Sales	4587	326899	380	95137	355	45084	207	110745	0	0	0	0	
Local Pass Sales	0	0	0	0	0	0	0	0	0	0	0	0	
Return Pass Sales	0	0	0	0	0	0	0	0	0	0	0	0	
Double User Fee (FASTag Lane Violation) (Note-6)	291	27354	10	3300	7	1162	1	710	0	0	0	0	
1.25 times User Fee via UPI (FASTag Lane Violation) (Note-9)	631	37208	24	4950	14	1453	2	888	0	0	0	0	

Traffic and Revenue Receivable (Annual Pass - Note 7)		
Transaction Type	Car/Jeep Count	Total Car/ Jeep Amount (in Rs.)
1	2	3
Annual Pass	2027	111517

Total Non-Tollable Traffic Count Entry Details (Note-2)					
Transaction Type	Car/Jeep Count	Bus/Truck Count	LCV Count	MAV (Multi Axle Vehicle Count)	Three Axle Count
1	2	3	4	5	6
Reuse & Exit	5284	766	851	235	0
Exemption & Violation	21560	881	394	1427	0

Notes

1. Fee for Fastag vehicles passing two toll plazas, is collected at two plazas in few cases and therefore section wise traffic details will not be available at one plaza for same.
2. All Non-tollable traffic could not be recorded/reported due to unavailability of adequate Lanes & systems. Non-Tollable count includes Reuse of daily/return/monthly pass, exit trips, exemption and violations.
3. Reporting (FASTag/Cash/Card) - 12:00:00 AM to 11:59:59 PM.
4. Fastag Collection is net of Acquiring Bank Charges
5. FASTag Debit Adjustment/Chargeback Received from Bank (Net)
6. Double user fee (from cash vehicles entering dedicated Fastag lane) collected from vehicles are reported separately (count and revenue). These are included in vehicle category wise count and revenue.
7. Annual FASTag pass w.e.f. 15 August 2025 as per directions of MPEL vide letter no MPEL/DIC/2025/676 dated August 14, 2025.
8. Annual Pass Toll Revenue receivable (as given in the table above) is not included in the column 'Fee Collected'.
9. '1.25' times User Fee via UPI for vehicles without a valid FASTag w.e.f. 15 November 2025 as per directions of MPEL vide letter no MPEL/02/DIC/968 dated 10 November 2025.



MONTHLY/DAILY FEE STATEMENT

Project Highway: National Highway NH-48

Day/Month: 15-Mar-2026

Sr. No.	Name of Toll Plaza Location	Chainage
National Highway NH-48 (from Km. 20+400 to 131+200)		
1	Somatne Phata	30+050

Type of Vehicle	For corresponding day/month of previous year 15-Mar-2025		For preceding day/month 14-Mar-2026		For the day/month reported upon 15-Mar-2026		
	No. of Vehicles	Fee collected (in Rs.)	No. of Vehicles	Fee collected (in Rs.)	Fee per Vehicle (in Rs.)	No. of Vehicles	Fee collected (in Rs.)
1	2	3	4	5	6	7	8
A-Car (Note-7)	13308	770887	13877	788972	Note-1	13683	778405
B-LCV	804	84371	1101	109248		790	76672
C- Bus	1065	207372	1527	288611		1240	230329
D-Truck	0	0	0	0		0	0
E-Three-axle vehicle	0	0	0	0		0	0
F-Multi-axle Truck	1759	651070	2255	841909		1978	727029
G-Oversized vehicle	0	0	0	0	0	0	
FASTag Debit Adjustment/ Chargeback Received from Bank (Net) (Note-5)	0	0	0	786	Note-5	0	0
H- Total	16936	1713700	18760	2029525		17691	1812435

Day/Month wise Opening Balance of Toll Collection & Traffic

Day	15
Month	3
Year	2026
Toll Depositing Bank	State Bank Of India
Bank Account No.	39177623786


Transaction Type	Car/Jeep Count	Total Car/ Jeep Amount (in Rs.)	Bus/Truck Count	Total Bus / Truck Amount (in Rs.)	LCV Count	Total LCV Amount (in Rs.)	MAV (Multi Axle Vehicle Count)	Total MAV (Multi Axle Vehicle) Amount (in Rs.)	Three Axle Count	Three Axle Count Amount (in Rs.)	FASTag Debit Adjustment/ Chargeback Received from Bank (Net)
1	2	3	4	5	8	9	10	11	12	13	Note-5
Single Journey	8183	388269	942	156070	565	48265	1853	658616	0	0	0
Monthly Pass Sales	0	0	0	0	0	0	0	0	0	0	0
Daily Pass Sales	4401	312596	274	68814	206	25937	117	64330	0	0	0
Local Pass Sales	0	0	0	0	0	0	0	0	0	0	0
Return Pass Sales	0	0	0	0	0	0	0	0	0	0	0
Double User Fee (FASTag Lane Violation) (Note-6)	349	33088	4	1320	8	1328	2	1420	0	0	0
1.25 times User Fee via UPI (FASTag Lane Violation) (Note-9)	750	44453	20	4125	11	1141	6	2663	0	0	0

Traffic and Revenue Receivable (Annual Pass - Note 7)		
Transaction Type	Car/Jeep Count	Total Car/ Jeep Amount (in Rs.)
1	2	3
Annual Pass	1995	110729

Total Non-Tollable Traffic Count Entry Details (Note-2)					
Transaction Type	Car/Jeep Count	Bus/Truck Count	LCV Count	MAV (Multi Axle Vehicle Count)	Three Axle Count
1	2	3	5	6	7
Reuse & Exit	4840	548	481	122	0
Exemption & Violation	19955	633	214	650	0

Notes

1. Fee for Fastag vehicles passing two toll plazas, is collected at two plazas in few cases and therefore section wise traffic details will not be available at one plaza for same.
2. All Non-tollable traffic could not be recorded/reported due to unavailability of adequate Lanes & systems. Non-Tollable count includes Reuse of daily/return/monthly pass, exit trips, exemption and violations.
3. Reporting (FASTag/Cash/Card) - 12:00:00 AM to 11:59:59 PM.
4. Fastag Collection is net of Acquiring Bank Charges
5. FASTag Debit Adjustment/Chargeback Received from Bank (Net)
6. Double user fee (from cash vehicles entering dedicated Fastag lane) collected from vehicles are reported separately (count and revenue). These are included in vehicle category wise count and revenue.
7. Annual FASTag pass w.e.f. 15 August 2025 as per directions of MPEL vide letter no MPEL/DIC/2025/676 dated August 14, 2025.
8. Annual Pass Toll Revenue receivable (as given in the table above) is not included in the column 'Fee Collected'.
9. '1.25' times User Fee via UPI for vehicles without a valid FASTag w.e.f. 15 November 2025 as per directions of MPEL vide letter no MPEL/02/DIC/968 dated 10 November 2025.



MONTHLY/DAILY FEE STATEMENT

Project Highway: National Highway NH-48

Day/Month: 16-Mar-2026

Sr. No.	Name of Toll Plaza Location	Chainage
National Highway NH-48 (from Km. 20+400 to 131+200)		
1	Somatne Phata	30+050

Type of Vehicle	For corresponding day/month of previous year 16-Mar-2025		For preceding day/month 15-Mar-2026		For the day/month reported upon 16-Mar-2026		
	No. of Vehicles	Fee collected (in Rs.)	No. of Vehicles	Fee collected (in Rs.)	Fee per Vehicle (in Rs.)	No. of Vehicles	Fee collected (in Rs.)
1	2	3	4	5	6	7	8
A-Car (Note-7)	15795	904037	13683	778405		10421	593117
B-LCV	671	66234	790	76672		1060	107620
C-Bus	1177	225323	1240	230329		1452	270721
D-Truck	0	0	0	0	Note-1	0	0
E-Three-axle vehicle	0	0	0	0		0	0
F-Multi-axle Truck	1857	679474	1978	727029		2125	786061
G-Oversized vehicle	0	0	0	0		0	0
FASTag Debit Adjustment/ Chargeback Received from Bank (Net) (Note-5)	0	-47	0	0	Note-5	0	2908
H- Total	19500	1875022	17691	1812435		15058	1760426

Day/Month wise Opening Balance of Toll Collection & Traffic

Day	16
Month	3
Year	2026
Toll Depositing Bank	State Bank Of India
Bank Account No.	39177623786

Transaction Type	Car/Jeep Count	Total Car/ Jeep Amount (in Rs.)	Bus/Truck Count	Total Bus / Truck Amount (in Rs.)	LCV Count	Total LCV Amount (in Rs.)	MAV (Multi Axle Vehicle Count)	Total MAV (Multi Axle Vehicle) Amount (in Rs.)	Three Axle Count	Three Axle Count Amount (in Rs.)	FASTag Debit Adjustment/ Chargeback Received from Bank (Net)
1	2	3	4	5	8	9	10	11	12	13	Note-5
Single Journey	6103	286123	1096	181979	686	58039	1962	698613	0	0	2908
Monthly Pass Sales	0	0	0	0	1	2486	0	0	0	0	0
Daily Pass Sales	3600	256810	325	81358	344	43339	160	85584	0	0	0
Local Pass Sales	0	0	0	0	0	0	0	0	0	0	0
Return Pass Sales	0	0	0	0	0	0	0	0	0	0	0
Double User Fee (FASTag Lane Violation) (Note-6)	220	20868	8	2640	12	1992	2	1420	0	0	0
1.25 times User Fee via UPI (FASTag Lane Violation) (Note-9)	498	29316	23	4744	17	1764	1	444	0	0	0

Traffic and Revenue Receivable (Annual Pass - Note 7)		
Transaction Type	Car/Jeep Count	Total Car/ Jeep Amount (in Rs.)
1	2	3
Annual Pass	1777	97676

Total Non-Tollable Traffic Count Entry Details (Note-2)					
Transaction Type	Car/Jeep Count	Bus/Truck Count	LCV Count	MAV (Multi Axle Vehicle Count)	Three Axle Count
1	2	3	5	6	7
Reuse & Exit	4374	734	899	180	0
Exemption & Violation	20919	765	366	967	0

Notes

1. Fee for Fastag vehicles passing two toll plazas, is collected at two plazas in few cases and therefore section wise traffic details will not be available at one plaza for same.
2. All Non-tollable traffic could not be recorded/reported due to unavailability of adequate Lanes & systems. Non-Tollable count includes Reuse of daily/return/monthly pass, exit trips, exemption and violations.
3. Reporting (FASTag/Cash/Card) - 12:00:00 AM to 11:59:59 PM.
4. Fastag Collection is net of Acquiring Bank Charges
5. FASTag Debit Adjustment/Chargeback Received from Bank (Net)
6. Double user fee (from cash vehicles entering dedicated Fastag lane) collected from vehicles are reported separately (count and revenue). These are included in vehicle category wise count and revenue.
7. Annual FASTag pass w.e.f. 15 August 2025 as per directions of MPEL vide letter no MPEL/DIC/2025/676 dated August 14, 2025.
8. Annual Pass Toll Revenue receivable (as given in the table above) is not included in the column 'Fee Collected'.
9. '1.25' times User Fee via UPI for vehicles without a valid FASTag w.e.f. 15 November 2025 as per directions of MPEL vide letter no MPEL/02/DIC/968 dated 10 November 2025.



MONTHLY/DAILY FEE STATEMENT

Project Highway: National Highway NH-48

Day/Month: 17-Mar-2026

Sr. No.	Name of Toll Plaza Location	Chainage
National Highway NH-48 (from Km. 20+400 to 131+200)		
1	Somatne Phata	30+050

Type of Vehicle	For corresponding day/month of previous year 17-Mar-2025		For preceding day/month 16-Mar-2026		For the day/month reported upon 17-Mar-2026		
	No. of Vehicles	Fee collected (in Rs.)	No. of Vehicles	Fee collected (in Rs.)	Fee per Vehicle (in Rs.)	No. of Vehicles	Fee collected (in Rs.)
1	2	3	4	5	6	7	8
A-Car (Note-7)	11407	659006	10421	593117	Note-1	10516	608430
B-LCV	914	92045	1060	107620		1151	115063
C- Bus	1298	250887	1452	270721		1494	284743
D-Truck	0	0	0	0		0	0
E-Three-axle vehicle	0	0	0	0		0	0
F-Multi-axle Truck	1993	739788	2125	786061		2158	801399
G-Oversized vehicle	0	0	0	0		0	0
FASTag Debit Adjustment/ Chargeback Received from Bank (Net) (Note-5)	0	3164	0	2908	Note-5	0	1082
H- Total	15612	1744890	15058	1760426		15319	1810717

Day/Month wise Opening Balance of Toll Collection & Traffic

Day	17
Month	3
Year	2026
Toll Depositing Bank	State Bank Of India
Bank Account No.	39177623786


Transaction Type	Car/Jeep Count	Total Car/ Jeep Amount (in Rs.)	Bus/Truck Count	Total Bus / Truck Amount (in Rs.)	LCV Count	Total LCV Amount (in Rs.)	MAV (Multi Axle Vehicle Count)	Total MAV (Multi Axle Vehicle) Amount (in Rs.)	Three Axle Count	Three Axle Count Amount (in Rs.)	FASTag Debit Adjustment/ Chargeback Received from Bank (Net)
1	2	3	4	5	8	9	10	11	12	13	Note-5
Single Journey	5820	274207	1068	177971	758	64873	1973	702162	0	0	1082
Monthly Pass Sales	1	359	0	0	0	0	0	0	0	0	0
Daily Pass Sales	3863	275678	374	93325	355	45251	177	95155	0	0	0
Local Pass Sales	0	0	0	0	0	0	0	0	0	0	0
Return Pass Sales	0	0	0	0	0	0	0	0	0	0	0
Double User Fee (FASTag Lane Violation) (Note-6)	264	24816	22	7260	16	2656	2	1420	0	0	0
1.25 times User Fee via UPI (FASTag Lane Violation) (Note-9)	568	33370	30	6188	22	2283	6	2663	0	0	0

Traffic and Revenue Receivable (Annual Pass - Note 7)		
Transaction Type	Car/Jeep Count	Total Car/ Jeep Amount (in Rs.)
1	2	3
Annual Pass	1632	89799

Total Non-Tollable Traffic Count Entry Details (Note-2)					
Transaction Type	Car/Jeep Count	Bus/Truck Count	LCV Count	MAV (Multi Axle Vehicle Count)	Three Axle Count
1	2	3	5	6	7
Reuse & Exit	4664	773	928	209	0
Exemption & Violation	20077	739	347	1250	0

Notes

1. Fee for Fastag vehicles passing two toll plazas, is collected at two plazas in few cases and therefore section wise traffic details will not be available at one plaza for same.
2. All Non-tollable traffic could not be recorded/reported due to unavailability of adequate Lanes & systems. Non-Tollable count includes Reuse of daily/return/monthly pass, exit trips, exemption and violations.
3. Reporting (FASTag/Cash/Card) - 12:00:00 AM to 11:59:59 PM.
4. Fastag Collection is net of Acquiring Bank Charges
5. FASTag Debit Adjustment/Chargeback Received from Bank (Net)
6. Double user fee (from cash vehicles entering dedicated Fastag lane) collected from vehicles are reported separately (count and revenue). These are included in vehicle category wise count and revenue.
7. Annual FASTag pass w.e.f. 15 August 2025 as per directions of MPEL vide letter no MPEL/DIC/2025/676 dated August 14, 2025.
8. Annual Pass Toll Revenue receivable (as given in the table above) is not included in the column 'Fee Collected'.
9. '1.25' times User Fee via UPI for vehicles without a valid FASTag w.e.f. 15 November 2025 as per directions of MPEL vide letter no MPEL/02/DIC/968 dated 10 November 2025.



MONTHLY/DAILY FEE STATEMENT

Project Highway: National Highway NH-48

Day/Month: 18-Mar-2026

Sr. No.	Name of Toll Plaza Location	Chainage
National Highway NH-48 (From Km. 20+400 to 131+200)		
1	Somatne Phata	30+050

Type of Vehicle	For corresponding day/month of previous year 18-Mar-2025		For preceding day/month 17-Mar-2026		For the day/month reported upon 18-Mar-2026		
	No. of Vehicles	Fee collected (in Rs.)	No. of Vehicles	Fee collected (in Rs.)	Fee per Vehicle (in Rs.)	No. of Vehicles	Fee collected (in Rs.)
1	2	3	4	5	6	7	8
A-Car (Note-7)	10822	641714	10516	608430	Note-1	11127	647579
B-LCV	1018	108281	1151	115063		1182	120322
C- Bus	1461	280039	1494	284743		1506	286822
D-Truck	0	0	0	0		0	0
E-Three-axle vehicle	0	0	0	0		0	0
F-Multi-axle Truck	2071	766430	2158	801399		2226	831633
G-Oversized vehicle	0	0	0	0	0	0	
FASTag Debit Adjustment/ Chargeback Received from Bank (Net) (Note-5)	0	1531	0	1082	Note-5	0	662
H- Total	15372	1797995	15319	1810717		16041	1887018

Day/Month wise Opening Balance of Toll Collection & Traffic

Day	18
Month	3
Year	2026
Toll Depositing Bank	State Bank Of India
Bank Account No.	39177623786


Transaction Type	Car/Jeep Count	Total Car/ Jeep Amount (in Rs.)	Bus/Truck Count	Total Bus / Truck Amount (in Rs.)	LCV Count	Total LCV Amount (in Rs.)	MAV (Multi Axle Vehicle Count)	Total MAV (Multi Axle Vehicle) Amount (in Rs.)	Three Axle Count	Three Axle Count Amount (in Rs.)	FASTag Debit Adjustment/ Chargeback Received from Bank (Net)
1	2	3	4	5	8	9	10	11	12	13	Note-5
Single Journey	6021	284057	1072	179018	707	60632	1999	709715	0	0	662
Monthly Pass Sales	1	359	0	0	0	0	0	0	0	0	0
Daily Pass Sales	4297	306962	408	101823	449	56556	221	119256	0	0	0
Local Pass Sales	0	0	0	0	0	0	0	0	0	0	0
Return Pass Sales	0	0	0	0	0	0	0	0	0	0	0
Double User Fee (FASTag Lane Violation) (Note-6)	246	23124	5	1650	7	1162	0	0	0	0	0
1.25 times User Fee via UPI (FASTag Lane Violation) (Note-9)	562	33076	21	4331	19	1971	6	2663	0	0	0

Traffic and Revenue Receivable (Annual Pass - Note 7)		
Transaction Type	Car/Jeep Count	Total Car/ Jeep Amount (in Rs.)
1	2	3
Annual Pass	1894	103021

Total Non-Tollable Traffic Count Entry Details (Note-2)					
Transaction Type	Car/Jeep Count	Bus/Truck Count	LCV Count	MAV (Multi Axle Vehicle Count)	Three Axle Count
1	2	3	5	6	7
Reuse & Exit	5180	911	1161	249	0
Exemption & Violation	21125	912	368	1398	0

Notes

1. Fee for Fastag vehicles passing two toll plazas, is collected at two plazas in few cases and therefore section wise traffic details will not be available at one plaza for same.
2. All Non-tollable traffic could not be recorded/reported due to unavailability of adequate Lanes & systems. Non-Tollable count includes Reuse of daily/return/monthly pass, exit trips, exemption and violations.
3. Reporting (FASTag/Cash/Card) - 12:00:00 AM to 11:59:59 PM.
4. FASTag Collection is net of Acquiring Bank Charges
5. FASTag Debit Adjustment/Chargeback Received from Bank (Net)
6. Double user fee (from cash vehicles entering dedicated Fastag lane) collected from vehicles are reported separately (count and revenue). These are included in vehicle category wise count and revenue.
7. Annual FASTag pass w.e.f. 15 August 2025 as per directions of MPEL vide letter no MPEL/DIC/2025/676 dated August 14, 2025.
8. Annual Pass Toll Revenue receivable (as given in the table above) is not included in the column 'Fee Collected'.
9. '1.25' times User Fee via UPI for vehicles without a valid FASTag w.e.f. 15 November 2025 as per directions of MPEL vide letter no MPEL/02/DIC/968 dated 10 November 2025.



MONTHLY/DAILY FEE STATEMENT

Project Highway: National Highway NH-48

Day/Month: 19-Mar-2026

Sr. No.	Name of Toll Plaza Location	Chainage
National Highway NH-48 (from Km. 20+400 to 131+200)		
1	Somatne Phata	30+050

Type of Vehicle	For corresponding day/month of previous year 19-Mar-2025		For preceding day/month 18-Mar-2026		For the day/month reported upon 19-Mar-2026		
	No. of Vehicles	Fee collected (in Rs.)	No. of Vehicles	Fee collected (in Rs.)	Fee per Vehicle (in Rs.)	No. of Vehicles	Fee collected (in Rs.)
1	2	3	4	5	6	7	8
A-Car (Note-7)	10658	628541	11127	647579	Note-1	9786	566186
B-LCV	918	92025	1182	120322		823	82481
C- Bus	1473	281658	1506	286822		1283	241220
D-Truck	0	0	0	0		0	0
E-Three-axle vehicle	0	0	0	0		0	0
F-Multi-axle Truck	2237	834173	2226	831633		2061	757537
G-Oversized vehicle	0	0	0	0		0	0
FASTag Debit Adjustment/ Chargeback Received from Bank (Net) (Note-5)	0	1060	0	662	Note-5	0	0
H- Total	15286	1837458	16041	1887018		13953	1647424

Day/Month wise Opening Balance of Toll Collection & Traffic

Day	19												
Month	3												
Year	2026												
Toll Depositing Bank	State Bank Of India												
Bank Account No.	39177623786												
Transaction Type	Car/Jeep Count	Total Car/ Jeep Amount (in Rs.)	Bus/Truck Count	Total Bus / Truck Amount (in Rs.)	LCV Count	Total LCV Amount (in Rs.)	MAV (Multi Axle Vehicle Count)	Total MAV (Multi Axle Vehicle) Amount (in Rs.)	Three Axle Count	Three Axle Count Amount (in Rs.)	FASTag Debit Adjustment/ Chargeback Received from Bank (Net)		
1	2	3	4	5	6	7	8	9	10	11	12	13	Note-5
Single Journey	5454	259769	943	156893	536	46114	1928	686031	0	0	0	0	0
Monthly Pass Sales	0	0	0	0	0	0	0	0	0	0	0	0	0
Daily Pass Sales	3543	252484	316	79130	262	33400	126	67867	0	0	0	0	0
Local Pass Sales	0	0	0	0	0	0	0	0	0	0	0	0	0
Return Pass Sales	0	0	0	0	0	0	0	0	0	0	0	0	0
Double User Fee (FASTag Lane Violation) (Note-6)	215	20210	2	660	6	996	2	1420	0	0	0	0	0
1.25 times User Fee via UPI (FASTag Lane Violation) (Note-9)	574	33723	22	4538	19	1971	5	2219	0	0	0	0	0

Traffic and Revenue Receivable (Annual Pass - Note 7)		
Transaction Type	Car/Jeep Count	Total Car/ Jeep Amount (in Rs.)
1	2	3
Annual Pass	1348	74776

Total Non-Tollable Traffic Count Entry Details (Note-2)					
Transaction Type	Car/Jeep Count	Bus/Truck Count	LCV Count	MAV (Multi Axle Vehicle Count)	Three Axle Count
1	2	3	4	5	6
Reuse & Exit	4030	599	572	150	0
Exemption & Violation	18364	633	274	890	0

Notes

1. Fee for Fastag vehicles passing two toll plazas, is collected at two plazas in few cases and therefore section wise traffic details will not be available at one plaza for same.
2. All Non-tollable traffic could not be recorded/reported due to unavailability of adequate Lanes & systems. Non-Tollable count includes Reuse of daily/return/monthly pass, exit trips, exemption and violations.
3. Reporting (FASTag/Cash/Card) - 12:00:00 AM to 11:59:59 PM.
4. Fastag Collection is net of Acquiring Bank Charges
5. FASTag Debit Adjustment/Chargeback Received from Bank (Net)
6. Double user fee (from cash vehicles entering dedicated Fastag lane) collected from vehicles are reported separately (count and revenue). These are included in vehicle category wise count and revenue.
7. Annual FASTag pass w.e.f. 15 August 2025 as per directions of MPEL vide letter no MPEL/DIC/2025/676 dated August 14, 2025.
8. Annual Pass Toll Revenue receivable (as given in the table above) is not included in the column 'Fee Collected'.
9. '1.25' times User Fee via UPI for vehicles without a valid FASTag w.e.f. 15 November 2025 as per directions of MPEL vide letter no MPEL/02/DIC/968 dated 10 November 2025.



MONTHLY/DAILY FEE STATEMENT

Project Highway: National Highway NH-48

Day/Month: 20-Mar-2026

Sr. No.	Name of Toll Plaza Location	Chainage
National Highway NH-48 (from Km. 20+400 to 131+200)		
1	Somatne Phata	30+050

Type of Vehicle	For corresponding day/month of previous year 20-Mar-2025		For preceding day/month 19-Mar-2026		For the day/month reported upon 20-Mar-2026		
	No. of Vehicles	Fee collected (in Rs.)	No. of Vehicles	Fee collected (in Rs.)	Fee per Vehicle (in Rs.)	No. of Vehicles	Fee collected (in Rs.)
1	2	3	4	5	6	7	8
A-Car (Note-7)	10891	642265	9786	566186	Note-1	11027	632432
B-LCV	999	102277	823	82481		1038	106433
C- Bus	1482	286051	1283	241220		1327	251349
D-Truck	0	0	0	0		0	0
E-Three-axle vehicle	0	0	0	0		0	0
F-Multi-axle Truck	2372	886373	2061	757537		1919	719147
G-Oversized vehicle	0	0	0	0	0	0	
FASTag Debit Adjustment/ Chargeback Received from Bank (Net) (Note-5)	0	0	0	0	Note-5	0	3358
H- Total	15744	1916966	13953	1647424		15311	1712720

Day/Month wise Opening Balance of Toll Collection & Traffic

Day	20
Month	3
Year	2026
Toll Depositing Bank	State Bank Of India
Bank Account No.	39177623786

Transaction Type	Car/Jeep Count	Total Car/ Jeep Amount (in Rs.)	Bus/Truck Count	Total Bus / Truck Amount (in Rs.)	LCV Count	Total LCV Amount (in Rs.)	MAV (Multi Axle Vehicle Count)	Total MAV (Multi Axle Vehicle) Amount (in Rs.)	Three Axle Count	Three Axle Count Amount (in Rs.)	FASTag Debit Adjustment/ Chargeback Received from Bank (Net)
1	2	3	4	5	8	9	10	11	12	13	Note-5
Single Journey	6248	293006	951	157656	643	54074	1717	609541	0	0	3358
Monthly Pass Sales	0	0	0	0	1	2486	0	0	0	0	0
Daily Pass Sales	4031	287096	355	88866	362	45744	198	107565	0	0	0
Local Pass Sales	0	0	0	0	0	0	0	0	0	0	0
Return Pass Sales	0	0	0	0	0	0	0	0	0	0	0
Double User Fee (FASTag Lane Violation) (Note-6)	229	21838	4	1320	13	2158	1	710	0	0	0
1.25 times User Fee via UPI (FASTag Lane Violation) (Note-9)	519	30491	17	3506	19	1971	3	1331	0	0	0

Traffic and Revenue Receivable (Annual Pass - Note 7)		
Transaction Type	Car/Jeep Count	Total Car/ Jeep Amount (in Rs.)
1	2	3
Annual Pass	1796	99195

Total Non-Tollable Traffic Count Entry Details (Note-2)					
Transaction Type	Car/Jeep Count	Bus/Truck Count	LCV Count	MAV (Multi Axle Vehicle Count)	Three Axle Count
1	2	3	5	6	7
Reuse & Exit	4798	767	938	229	0
Exemption & Violation	20625	846	354	1192	0

Notes

1. Fee for Fastag vehicles passing two toll plazas, is collected at two plazas in few cases and therefore section wise traffic details will not be available at one plaza for same.
2. All Non-tollable traffic could not be recorded/reported due to unavailability of adequate Lanes & systems. Non-Tollable count includes Reuse of daily/return/monthly pass, exit trips, exemption and violations.
3. Reporting (FASTag/Cash/Card) - 12:00:00 AM to 11:59:59 PM.
4. FASTag Collection is net of Acquiring Bank Charges
5. FASTag Debit Adjustment/Chargeback Received from Bank (Net)
6. Double user fee (from cash vehicles entering dedicated Fastag lane) collected from vehicles are reported separately (count and revenue). These are included in vehicle category wise count and revenue.
7. Annual FASTag pass w.e.f. 15 August 2025 as per directions of MPEL vide letter no MPEL/DIC/2025/676 dated August 14, 2025.
8. Annual Pass Toll Revenue receivable (as given in the table above) is not included in the column 'Fee Collected'.
9. '1.25' times User Fee via UPI for vehicles without a valid FASTag w.e.f. 15 November 2025 as per directions of MPEL vide letter no MPEL/02/DIC/968 dated 10 November 2025.



MONTHLY/DAILY FEE STATEMENT

Project Highway: National Highway NH-48

Day/Month: 21-Mar-2026

Sr. No.	Name of Toll Plaza Location	Chainage
National Highway NH-48 (from Km. 20+400 to 131+200)		
1	Somatne Phata	30+050

Type of Vehicle	For corresponding day/month of previous year 21-Mar-2025		For preceding day/month 20-Mar-2026		For the day/month reported upon 21-Mar-2026		
	No. of Vehicles	Fee collected (in Rs.)	No. of Vehicles	Fee collected (in Rs.)	Fee per Vehicle (in Rs.)	No. of Vehicles	Fee collected (in Rs.)
1	2	3	4	5	6	7	8
A-Car (Note-7)	11793	685134	11027	632432	Note-1	13311	753236
B-LCV	1016	121917	1038	106433		1004	102617
C-Bus	1460	287350	1327	251349		1319	250947
D-Truck	0	0	0	0		0	0
E-Three-axle vehicle	0	0	0	0		0	0
F-Multi-axle Truck	2360	876464	1919	719147		1831	681992
G-Oversized vehicle	0	0	0	0	0	0	
FASTag Debit Adjustment/ Chargeback Received from Bank (Net) (Note-5)	0	1005	0	3358	Note-5	0	0
H- Total	16629	1971870	15311	1712720		17465	1788792

Day/Month wise Opening Balance of Toll Collection & Traffic

Day	21
Month	3
Year	2026
Toll Depositing Bank	State Bank Of India
Bank Account No.	39177623786

Transaction Type	Car/Jeep Count	Total Car/ Jeep Amount (in Rs.)	Bus/Truck Count	Total Bus / Truck Amount (in Rs.)	LCV Count	Total LCV Amount (in Rs.)	MAV (Multi Axle Vehicle Count)	Total MAV (Multi Axle Vehicle) Amount (in Rs.)	Three Axle Count	Three Axle Count Amount (in Rs.)	FASTag Debit Adjustment/ Chargeback Received from Bank (Net)
1	2	3	4	5	8	9	10	11	12	13	Note-5
Single Journey	8086	382109	944	157213	646	54979	1658	589934	0	0	0
Monthly Pass Sales	1	719	0	0	1	2486	0	0	0	0	0
Daily Pass Sales	4254	303015	358	89609	323	41065	166	88951	0	0	0
Local Pass Sales	0	0	0	0	0	0	0	0	0	0	0
Return Pass Sales	0	0	0	0	0	0	0	0	0	0	0
Double User Fee (FASTag Lane Violation) (Note-6)	286	27072	5	1650	9	1494	0	0	0	0	0
1.25 times User Fee via UPI (FASTag Lane Violation) (Note-9)	684	40321	12	2475	25	2594	7	3106	0	0	0

Traffic and Revenue Receivable (Annual Pass - Note 7)		
Transaction Type	Car/Jeep Count	Total Car/ Jeep Amount (in Rs.)
1	2	3
Annual Pass	2015	111911

Total Non-Tollable Traffic Count Entry Details (Note-2)					
Transaction Type	Car/Jeep Count	Bus/Truck Count	LCV Count	MAV (Multi Axle Vehicle Count)	Three Axle Count
1	2	3	5	6	7
Reuse & Exit	4839	751	794	197	0
Exemption & Violation	19782	768	306	1252	0

Notes

1. Fee for Fastag vehicles passing two toll plazas, is collected at two plazas in few cases and therefore section wise traffic details will not be available at one plaza for same.
2. All Non-tollable traffic could not be recorded/reported due to unavailability of adequate Lanes & systems. Non-Tollable count includes Reuse of daily/return/monthly pass, exit trips, exemption and violations.
3. Reporting (FASTag/Cash/Card) - 12:00:00 AM to 11:59:59 PM.
4. Fastag Collection is net of Acquiring Bank Charges
5. FASTag Debit Adjustment/Chargeback Received from Bank (Net)
6. Double user fee (from cash vehicles entering dedicated Fastag lane) collected from vehicles are reported separately (count and revenue). These are included in vehicle category wise count and revenue.
7. Annual FASTag pass w.e.f. 15 August 2025 as per directions of MPEL vide letter no MPEL/DIC/2025/676 dated August 14, 2025.
8. Annual Pass Toll Revenue receivable (as given in the table above) is not included in the column 'Fee Collected'.
9. '1.25' times User Fee via UPI for vehicles without a valid FASTag w.e.f. 15 November 2025 as per directions of MPEL vide letter no MPEL/02/DIC/968 dated 10 November 2025.



MONTHLY/DAILY FEE STATEMENT

Project Highway: National Highway NH-48

Day/Month: 22-Mar-2026

Sr. No.	Name of Toll Plaza Location	Chainage
National Highway NH-48 (from Km. 20+400 to 131+200)		
1	Somatne Phata	30+050

Type of Vehicle	For corresponding day/month of previous year 22-Mar-2025		For preceding day/month 21-Mar-2026		For the day/month reported upon 22-Mar-2026		
	No. of Vehicles	Fee collected (in Rs.)	No. of Vehicles	Fee collected (in Rs.)	Fee per Vehicle (in Rs.)	No. of Vehicles	Fee collected (in Rs.)
1	2	3	4	5	6	7	8
A-Car (Note-7)	14135	819325	13311	753236	Note-1	14365	814228
B-LCV	1035	104173	1004	102617		700	69019
C-Bus	1500	292488	1319	250947		1093	206570
D-Truck	0	0	0	0		0	0
E-Three-axle vehicle	0	0	0	0		0	0
F-Multi-axle Truck	2422	903863	1831	681992		1725	633385
G-Oversized vehicle	0	0	0	0		0	0
FASTag Debit Adjustment/ Chargeback Received from Bank (Net) (Note-5)	0	963	0	0	Note-5	0	0
H- Total	19092	2120812	17465	1788792		17883	1723202

Day/Month wise Opening Balance of Toll Collection & Traffic

Day	22
Month	3
Year	2026
Toll Depositing Bank	State Bank Of India
Bank Account No.	39177623786


Transaction Type	Car/Jeep Count	Total Car/ Jeep Amount (in Rs.)	Bus/Truck Count	Total Bus / Truck Amount (in Rs.)	LCV Count	Total LCV Amount (in Rs.)	MAV (Multi Axle Vehicle Count)	Total MAV (Multi Axle Vehicle) Amount (in Rs.)	Three Axle Count	Three Axle Count Amount (in Rs.)	FASTag Debit Adjustment/ Chargeback Received from Bank (Net)
1	2	3	4	5	8	9	10	11	12	13	Note-5
Single Journey	8634	407030	797	132518	466	39392	1608	571268	0	0	0
Monthly Pass Sales	0	0	0	0	0	0	0	0	0	0	0
Daily Pass Sales	4609	326695	271	68153	219	27511	106	57236	0	0	0
Local Pass Sales	0	0	0	0	0	0	0	0	0	0	0
Return Pass Sales	0	0	0	0	0	0	0	0	0	0	0
Double User Fee (FASTag Lane Violation) (Note-6)	385	36814	6	1980	9	1494	0	0	0	0	0
1.25 times User Fee via UPI (FASTag Lane Violation) (Note-9)	737	43689	19	3919	6	623	11	4881	0	0	0

Traffic and Revenue Receivable (Annual Pass - Note 7)		
Transaction Type	Car/Jeep Count	Total Car/ Jeep Amount (in Rs.)
1	2	3
Annual Pass	2058	114499

Total Non-Tollable Traffic Count Entry Details (Note-2)					
Transaction Type	Car/Jeep Count	Bus/Truck Count	LCV Count	MAV (Multi Axle Vehicle Count)	Three Axle Count
1	2	3	5	6	7
Reuse & Exit	5075	58	524	119	0
Exemption & Violation	20213	628	214	537	0

Notes

1. Fee for Fastag vehicles passing two toll plazas, is collected at two plazas in few cases and therefore section wise traffic details will not be available at one plaza for same.
2. All Non-tollable traffic could not be recorded/reported due to unavailability of adequate Lanes & systems. Non-Tollable count includes Reuse of daily/return/monthly pass, exit trips, exemption and violations.
3. Reporting (FASTag/Cash/Card) - 12:00:00 AM to 11:59:59 PM.
4. FASTag Collection is net of Acquiring Bank Charges
5. FASTag Debit Adjustment/Chargeback Received from Bank (Net)
6. Double user fee (from cash vehicles entering dedicated Fastag lane) collected from vehicles are reported separately (count and revenue). These are included in vehicle category wise count and revenue.
7. Annual FASTag pass w.e.f. 15 August 2025 as per directions of MPEL vide letter no MPEL/DIC/2025/676 dated August 14, 2025.
8. Annual Pass Toll Revenue receivable (as given in the table above) is not included in the column 'Fee Collected'.
9. '1.25' times User Fee via UPI for vehicles without a valid FASTag w.e.f. 15 November 2025 as per directions of MPEL vide letter no MPEL/02/DIC/968 dated 10 November 2025.



MONTHLY/DAILY FEE STATEMENT

Project Highway: National Highway NH-48

Day/Month: 23-Mar-2026

Sr. No.	Name of Toll Plaza Location	Chainage
National Highway NH-48 (from Km. 20+400 to 131+200)		
1	Somatne Phata	30+050

Type of Vehicle	For corresponding day/month of previous year 23-Mar-2025		For preceding day/month 22-Mar-2026		For the day/month reported upon 23-Mar-2026		
	No. of Vehicles	Fee collected (in Rs.)	No. of Vehicles	Fee collected (in Rs.)	Fee per Vehicle (in Rs.)	No. of Vehicles	Fee collected (in Rs.)
1	2	3	4	5	6	7	8
A-Car (Note-7)	14448	847021	14365	814228	Note-1	11346	643896
B-LCV	665	64824	700	69019		1103	111837
C- Bus	1298	249391	1093	206570		1362	257187
D-Truck	0	0	0	0		0	0
E-Three-axle vehicle	0	0	0	0		0	0
F-Multi-axle Truck	2076	760474	1725	633385		2224	796701
G-Oversized vehicle	0	0	0	0		0	0
FASTag Debit Adjustment/ Chargeback Received from Bank (Net) (Note-5)	0	0	0	0	Note-5	0	1809
H- Total	18487	1921710	17883	1723202		16035	1811430

Day/Month wise Opening Balance of Toll Collection & Traffic

Day	23
Month	3
Year	2026
Toll Depositing Bank	State Bank Of India
Bank Account No.	39177623786

Transaction Type	Car/Jeep Count	Total Car/ Jeep Amount (in Rs.)	Bus/Truck Count	Total Bus / Truck Amount (in Rs.)	LCV Count	Total LCV Amount (in Rs.)	MAV (Multi Axle Vehicle Count)	Total MAV (Multi Axle Vehicle) Amount (in Rs.)	Three Axle Count	Three Axle Count Amount (in Rs.)	FASTag Debit Adjustment/ Chargeback Received from Bank (Net)		
1	2	3	4	5	6	7	8	9	10	11	12	13	Note-5
Single Journey	6719	315716	989	163909	658	55496	1843	655323	0	0	0	1809	
Monthly Pass Sales	0	0	0	0	0	0	171	29480	0	0	0	0	
Daily Pass Sales	3781	269795	335	84079	407	51714	207	110567	0	0	0	0	
Local Pass Sales	0	0	0	0	0	0	0	0	0	0	0	0	
Return Pass Sales	0	0	0	0	0	0	0	0	0	0	0	0	
Double User Fee (FASTag Lane Violation) (Note-6)	242	22842	11	3630	11	1826	0	0	0	0	0	0	
1.25 times User Fee via UPI (FASTag Lane Violation) (Note-9)	604	35544	27	5569	27	2801	3	1331	0	0	0	0	

Traffic and Revenue Receivable (Annual Pass - Note 7)		
Transaction Type	Car/Jeep Count	Total Car/ Jeep Amount (in Rs.)
1	2	3
Annual Pass	2021	111573

Total Non-Tollable Traffic Count Entry Details (Note-2)					
Transaction Type	Car/Jeep Count	Bus/Truck Count	LCV Count	MAV (Multi Axle Vehicle Count)	Three Axle Count
1	2	3	4	5	6
Reuse & Exit	4554	755	1018	225	0
Exemption & Violation	20819	867	377	838	0

Notes

1. Fee for Fastag vehicles passing two toll plazas, is collected at two plazas in few cases and therefore section wise traffic details will not be available at one plaza for same.
2. All Non-tollable traffic could not be recorded/reported due to unavailability of adequate Lanes & systems. Non-Tollable count includes Reuse of daily/return/monthly pass, exit trips, exemption and violations.
3. Reporting (FASTag/Cash/Card) - 12:00:00 AM to 11:59:59 PM.
4. Fastag Collection is net of Acquiring Bank Charges
5. FASTag Debit Adjustment/Chargeback Received from Bank (Net)
6. Double user fee (from cash vehicles entering dedicated Fastag lane) collected from vehicles are reported separately (count and revenue). These are included in vehicle category wise count and revenue.
7. Annual FASTag pass w.e.f. 15 August 2025 as per directions of MPEL vide letter no MPEL/DIC/2025/676 dated August 14, 2025.
8. Annual Pass Toll Revenue receivable (as given in the table above) is not included in the column 'Fee Collected'.
9. '1.25' times User Fee via UPI for vehicles without a valid FASTag w.e.f. 15 November 2025 as per directions of MPEL vide letter no MPEL/02/DIC/968 dated 10 November 2025.



MONTHLY/DAILY FEE STATEMENT

Project Highway: National Highway NH-48

Day/Month: 24-Mar-2026

Sr. No.	Name of Toll Plaza Location	Chainage
National Highway NH-48 (from Km. 20+400 to 131+200)		
1	Somatne Phata	30+050

Type of Vehicle	For corresponding day/month of previous year 24-Mar-2025		For preceding day/month 23-Mar-2026		For the day/month reported upon 24-Mar-2026		
	No. of Vehicles	Fee collected (in Rs.)	No. of Vehicles	Fee collected (in Rs.)	Fee per Vehicle (in Rs.)	No. of Vehicles	Fee collected (in Rs.)
1	2	3	4	5	6	7	8
A-Car (Note-7)	10729	624606	11346	643896	Note-1	11180	645097
B-LCV	974	98066	1103	111837		1110	112179
C-Bus	1377	280711	1362	257187		1529	292020
D-Truck	0	0	0	0		0	0
E-Three-axle vehicle	0	0	0	0		0	0
F-Multi-axle Truck	2193	816720	2224	796701		2157	804383
G-Oversized vehicle	0	0	0	0		0	0
FASTag Debit Adjustment/ Chargeback Received from Bank (Net) (Note-5)	0	3101	0	1809	Note-5	0	1592
H- Total	15273	1823203	16035	1811430		15976	1855270

Day/Month wise Opening Balance of Toll Collection & Traffic

Day	24
Month	3
Year	2026
Toll Depositing Bank	State Bank Of India
Bank Account No.	39177623786

Transaction Type	Car/Jeep Count	Total Car/ Jeep Amount (in Rs.)	Bus/Truck Count	Total Bus / Truck Amount (in Rs.)	LCV Count	Total LCV Amount (in Rs.)	MAV (Multi Axle Vehicle Count)	Total MAV (Multi Axle Vehicle) Amount (in Rs.)	Three Axle Count	Three Axle Count Amount (in Rs.)	FASTag Debit Adjustment/ Chargeback Received from Bank (Net)		
1	2	3	4	5	6	7	8	9	10	11	12	13	Note-5
Single Journey	6278	295196	1080	180832	689	59014	1963	699385	0	0	0	1592	
Monthly Pass Sales	1	719	0	0	0	0	0	0	0	0	0	0	
Daily Pass Sales	4048	289079	412	102814	392	49347	188	101536	0	0	0	0	
Local Pass Sales	0	0	0	0	0	0	0	0	0	0	0	0	
Return Pass Sales	0	0	0	0	0	0	0	0	0	0	0	0	
Double User Fee (FASTag Lane Violation) (Note-6)	273	25756	6	1980	13	2158	3	2130	0	0	0	0	
1.25 times User Fee via UPI (FASTag Lane Violation) (Note-9)	580	34348	31	6394	16	1660	3	1331	0	0	0	0	

Traffic and Revenue Receivable (Annual Pass - Note 7)		
Transaction Type	Car/Jeep Count	Total Car/ Jeep Amount (in Rs.)
1	2	3
Annual Pass	1866	103021

Total Non-Tollable Traffic Count Entry Details (Note-2)					
Transaction Type	Car/Jeep Count	Bus/Truck Count	LCV Count	MAV (Multi Axle Vehicle Count)	Three Axle Count
1	2	3	4	5	6
Reuse & Exit	4887	860	1035	208	0
Exemption & Violation	20559	919	414	1343	0

Notes

1. Fee for Fastag vehicles passing two toll plazas, is collected at two plazas in few cases and therefore section wise traffic details will not be available at one plaza for same.
2. All Non-tollable traffic could not be recorded/reported due to unavailability of adequate Lanes & systems. Non-Tollable count includes Reuse of daily/return/monthly pass, exit trips, exemption and violations.
3. Reporting (FASTag/Cash/Card) - 12:00:00 AM to 11:59:59 PM.
4. FASTag Collection is net of Acquiring Bank Charges
5. FASTag Debit Adjustment/Chargeback Received from Bank (Net)
6. Double user fee (from cash vehicles entering dedicated Fastag lane) collected from vehicles are reported separately (count and revenue). These are included in vehicle category wise count and revenue.
7. Annual FASTag pass w.e.f. 15 August 2025 as per directions of MPEL vide letter no MPEL/DIC/2025/676 dated August 14, 2025.
8. Annual Pass Toll Revenue receivable (as given in the table above) is not included in the column 'Fee Collected'.
9. '1.25' times User Fee via UPI for vehicles without a valid FASTag w.e.f. 15 November 2025 as per directions of MPEL vide letter no MPEL/02/DIC/968 dated 10 November 2025.



MONTHLY/DAILY FEE STATEMENT

Project Highway: National Highway NH-48

Day/Month: 25-Mar-2026

Sr. No.	Name of Toll Plaza Location	Chainage
National Highway NH-48 (from Km. 20+400 to 131+200)		
1	Somatne Phata	30+050

Type of Vehicle	For corresponding day/month of previous year 25-Mar-2025		For preceding day/month 24-Mar-2026		For the day/month reported upon 25-Mar-2026		
	No. of Vehicles	Fee collected (in Rs.)	No. of Vehicles	Fee collected (in Rs.)	Fee per Vehicle (in Rs.)	No. of Vehicles	Fee collected (in Rs.)
1	2	3	4	5	6	7	8
A-Car (Note-7)	10723	637279	11180	645097	Note-1	10644	608910
B-LCV	980	102522	1110	112179		1141	114468
C- Bus	1461	281531	1529	292020		1464	280399
D-Truck	0	0	0	0		0	0
E-Three-axle vehicle	0	0	0	0		0	0
F-Multi-axle Truck	2226	852785	2157	804383		2076	769694
G-Oversized vehicle	0	0	0	0	0	0	
FASTag Debit Adjustment/ Chargeback Received from Bank (Net) (Note-5)	0	1188	0	1592	Note-5	0	1993
H- Total	15390	1875305	15976	1855270		15325	1775465

Day/Month wise Opening Balance of Toll Collection & Traffic

Day	25
Month	3
Year	2026
Toll Depositing Bank	State Bank Of India
Bank Account No.	39177623786

Transaction Type	Car/Jeep Count	Total Car/ Jeep Amount (in Rs.)	Bus/Truck Count	Total Bus / Truck Amount (in Rs.)	LCV Count	Total LCV Amount (in Rs.)	MAV (Multi Axle Vehicle Count)	Total MAV (Multi Axle Vehicle) Amount (in Rs.)	Three Axle Count	Three Axle Count Amount (in Rs.)	FASTag Debit Adjustment/ Chargeback Received from Bank (Net)		
1	2	3	4	5	6	7	8	9	10	11	12	13	Note-5
Single Journey	6197	292439	1068	177472	731	62774	1891	671966	0	0	0	1993	
Monthly Pass Sales	2	1767	1	4941	0	0	0	0	0	0	0	0	
Daily Pass Sales	3674	261658	374	93406	385	48602	174	92847	0	0	0	0	
Local Pass Sales	0	0	0	0	0	0	0	0	0	0	0	0	
Return Pass Sales	0	0	0	0	0	0	0	0	0	0	0	0	
Double User Fee (FASTag Lane Violation) (Note-6)	212	20146	2	660	8	1328	0	0	0	0	0	0	
1.25 times User Fee via UPI (FASTag Lane Violation) (Note-9)	559	32900	19	3919	17	1764	11	4881	0	0	0	0	

Traffic and Revenue Receivable (Annual Pass - Note 7)		
Transaction Type	Car/Jeep Count	Total Car/ Jeep Amount (in Rs.)
1	2	3
Annual Pass	1793	99026

Total Non-Tollable Traffic Count Entry Details (Note-2)					
Transaction Type	Car/Jeep Count	Bus/Truck Count	LCV Count	MAV (Multi Axle Vehicle Count)	Three Axle Count
1	2	3	4	5	6
Reuse & Exit	4524	782	987	203	0
Exemption & Violation	21309	971	423	1403	0

Notes

1. Fee for Fastag vehicles passing two toll plazas, is collected at two plazas in few cases and therefore section wise traffic details will not be available at one plaza for same.
2. All Non-tollable traffic could not be recorded/reported due to unavailability of adequate Lanes & systems. Non-Tollable count includes Reuse of daily/return/monthly pass, exit trips, exemption and violations.
3. Reporting (FASTag/Cash/Card) - 12:00:00 AM to 11:59:59 PM.
4. Fastag Collection is net of Acquiring Bank Charges
5. FASTag Debit Adjustment/Chargeback Received from Bank (Net)
6. Double user fee (from cash vehicles entering dedicated Fastag lane) collected from vehicles are reported separately (count and revenue). These are included in vehicle category wise count and revenue.
7. Annual FASTag pass w.e.f. 15 August 2025 as per directions of MPEL vide letter no MPEL/DIC/2025/676 dated August 14, 2025.
8. Annual Pass Toll Revenue receivable (as given in the table above) is not included in the column 'Fee Collected'.
9. '1.25' times User Fee via UPI for vehicles without a valid FASTag w.e.f. 15 November 2025 as per directions of MPEL vide letter no MPEL/02/DIC/968 dated 10 November 2025.



MONTHLY/DAILY FEE STATEMENT

Project Highway: National Highway NH-48

Day/Month: 26-Mar-2026

Sr. No.	Name of Toll Plaza Location	Chainage
National Highway NH-48 (from Km. 20+400 to 131+200)		
1	Somatne Phata	30+050

Type of Vehicle	For corresponding day/month of previous year 26-Mar-2025		For preceding day/month 25-Mar-2026		For the day/month reported upon 26-Mar-2026		
	No. of Vehicles	Fee collected (in Rs.)	No. of Vehicles	Fee collected (in Rs.)	Fee per Vehicle (in Rs.)	No. of Vehicles	Fee collected (in Rs.)
1	2	3	4	5	6	7	8
A-Car (Note-7)	10723	637279	10644	608910	Note-1	11112	646029
B-LCV	980	102522	1141	114468		1199	119900
C- Bus	1461	281531	1464	280399		1497	285680
D-Truck	0	0	0	0		0	0
E-Three-axle vehicle	0	0	0	0		0	0
F-Multi-axle Truck	2226	852785	2076	769694		2124	790970
G-Oversized vehicle	0	0	0	0		0	0
FASTag Debit Adjustment/ Chargeback Received from Bank (Net) (Note-5)	0	1188	0	1993	Note-5	0	0
H- Total	15390	1875305	15325	1775465		15932	1842579

Day/Month wise Opening Balance of Toll Collection & Traffic

Day	26
Month	3
Year	2026
Toll Depositing Bank	State Bank Of India
Bank Account No.	39177623786

Transaction Type	Car/Jeep Count	Total Car/ Jeep Amount (in Rs.)	Bus/Truck Count	Total Bus / Truck Amount (in Rs.)	LCV Count	Total LCV Amount (in Rs.)	MAV (Multi Axle Vehicle Count)	Total MAV (Multi Axle Vehicle) Amount (in Rs.)	Three Axle Count	Three Axle Count Amount (in Rs.)	FASTag Debit Adjustment/ Chargeback Received from Bank (Net)
1	2	3	4	5	8	9	10	11	12	13	Note-5
Single Journey	6113	288740	1054	174618	758	64228	1923	683131	0	0	0
Monthly Pass Sales	0	0	0	0	0	0	0	0	0	0	0
Daily Pass Sales	4153	296446	422	105617	419	52954	184	98697	0	0	0
Local Pass Sales	0	0	0	0	0	0	0	0	0	0	0
Return Pass Sales	0	0	0	0	0	0	0	0	0	0	0
Double User Fee (FASTag Lane Violation) (Note-6)	306	28982	9	2970	7	1162	6	4260	0	0	0
1.25 times User Fee via UPI (FASTag Lane Violation) (Note-9)	540	31861	12	2475	15	1556	11	4881	0	0	0

Traffic and Revenue Receivable (Annual Pass - Note 7)		
Transaction Type	Car/Jeep Count	Total Car/ Jeep Amount (in Rs.)
1	2	3
Annual Pass	1821	100433

Total Non-Tollable Traffic Count Entry Details (Note-2)					
Transaction Type	Car/Jeep Count	Bus/Truck Count	LCV Count	MAV (Multi Axle Vehicle Count)	Three Axle Count
1	2	3	5	6	7
Reuse & Exit	4917	850	1063	207	0
Exemption & Violation	19348	824	334	1341	0

Notes

1. Fee for Fastag vehicles passing two toll plazas, is collected at two plazas in few cases and therefore section wise traffic details will not be available at one plaza for same.
2. All Non-tollable traffic could not be recorded/reported due to unavailability of adequate Lanes & systems. Non-Tollable count includes Reuse of daily/return/monthly pass, exit trips, exemption and violations.
3. Reporting (FASTag/Cash/Card) - 12:00:00 AM to 11:59:59 PM.
4. Fastag Collection is net of Acquiring Bank Charges
5. FASTag Debit Adjustment/Chargeback Received from Bank (Net)
6. Double user fee (from cash vehicles entering dedicated Fastag lane) collected from vehicles are reported separately (count and revenue). These are included in vehicle category wise count and revenue.
7. Annual FASTag pass w.e.f. 15 August 2025 as per directions of MPEL vide letter no MPEL/DIC/2025/676 dated August 14, 2025.
8. Annual Pass Toll Revenue receivable (as given in the table above) is not included in the column 'Fee Collected'.
9. '1.25' times User Fee via UPI for vehicles without a valid FASTag w.e.f. 15 November 2025 as per directions of MPEL vide letter no MPEL/02/DIC/968 dated 10 November 2025.



MONTHLY/DAILY FEE STATEMENT

Project Highway: National Highway NH-48

Day/Month: 27-Mar-2026

Sr. No.	Name of Toll Plaza Location	Chainage
National Highway NH-48 (from Km. 20+400 to 131+200)		
1	Somatne Phata	30+050

Type of Vehicle	For corresponding day/month of previous year 27-Mar-2025		For preceding day/month 26-Mar-2026		For the day/month reported upon 27-Mar-2026		
	No. of Vehicles	Fee collected (in Rs.)	No. of Vehicles	Fee collected (in Rs.)	Fee per Vehicle (in Rs.)	No. of Vehicles	Fee collected (in Rs.)
1	2	3	4	5	6	7	8
A-Car (Note-7)	10989	651219	11112	646029	Note-1	11464	654063
B-LCV	1082	109273	1199	119900		1236	137089
C-Bus	1501	301386	1497	285680		1464	311427
D-Truck	0	0	0	0		0	0
E-Three-axle vehicle	0	0	0	0		0	0
F-Multi-axle Truck	2488	917189	2124	790970	2258	839619	
G-Oversized vehicle	0	0	0	0	0	0	
FASTag Debit Adjustment/ Chargeback Received from Bank (Net) (Note-5)	0	0	0	0	Note-5	0	2854
H- Total	16060	1979068	15932	1842579		16422	1945053

Day/Month wise Opening Balance of Toll Collection & Traffic

Day	27
Month	3
Year	2026
Toll Depositing Bank	State Bank Of India
Bank Account No.	39177623786

Transaction Type	Car/Jeep Count	Total Car/ Jeep Amount (in Rs.)	Bus/Truck Count	Total Bus / Truck Amount (in Rs.)	LCV Count	Total LCV Amount (in Rs.)	MAV (Multi Axle Vehicle Count)	Total MAV (Multi Axle Vehicle) Amount (in Rs.)	Three Axle Count	Three Axle Count Amount (in Rs.)	FASTag Debit Adjustment/ Chargeback Received from Bank (Net)		
1	2	3	4	5	6	7	8	9	10	11	12	13	Note-5
Single Journey	6693	314989	1042	173637	774	66743	2060	733284	0	0	0	2854	
Monthly Pass Sales	0	0	6	34319	5	12937	0	0	0	0	0	0	
Daily Pass Sales	3971	283435	390	97613	433	54484	183	99413	0	0	0	0	
Local Pass Sales	0	0	0	0	0	0	0	0	0	0	0	0	
Return Pass Sales	0	0	0	0	0	0	0	0	0	0	0	0	
Double User Fee (FASTag Lane Violation) (Note-6)	233	21996	4	1320	7	1162	1	710	0	0	0	0	
1.25 times User Fee via UPI (FASTag Lane Violation) (Note-9)	567	33643	22	4538	17	1764	14	6213	0	0	0	0	

Traffic and Revenue Receivable (Annual Pass - Note 7)		
Transaction Type	Car/Jeep Count	Total Car/ Jeep Amount (in Rs.)
1	2	3
Annual Pass	1859	102908

Total Non-Tollable Traffic Count Entry Details (Note-2)					
Transaction Type	Car/Jeep Count	Bus/Truck Count	LCV Count	MAV (Multi Axle Vehicle Count)	Three Axle Count
1	2	3	4	5	6
Reuse & Exit	4790	804	1051	212	0
Exemption & Violation	20992	879	340	1291	0

Notes

1. Fee for Fastag vehicles passing two toll plazas, is collected at two plazas in few cases and therefore section wise traffic details will not be available at one plaza for same.
2. All Non-tollable traffic could not be recorded/reported due to unavailability of adequate Lanes & systems. Non-Tollable count includes Reuse of daily/return/monthly pass, exit trips, exemption and violations.
3. Reporting (FASTag/Cash/Card) - 12:00:00 AM to 11:59:59 PM.
4. Fastag Collection is net of Acquiring Bank Charges
5. FASTag Debit Adjustment/Chargeback Received from Bank (Net)
6. Double user fee (from cash vehicles entering dedicated Fastag lane) collected from vehicles are reported separately (count and revenue). These are included in vehicle category wise count and revenue.
7. Annual FASTag pass w.e.f. 15 August 2025 as per directions of MPEL vide letter no MPEL/DIC/2025/676 dated August 14, 2025.
8. Annual Pass Toll Revenue receivable (as given in the table above) is not included in the column 'Fee Collected'.
9. '1.25' times User Fee via UPI for vehicles without a valid FASTag w.e.f. 15 November 2025 as per directions of MPEL vide letter no MPEL/02/DIC/968 dated 10 November 2025.



MONTHLY/DAILY FEE STATEMENT

Project Highway: National Highway NH-48

Day/Month: 28-Mar-2026

Sr. No.	Name of Toll Plaza Location	Chainage
National Highway NH-48 (From Km. 20+400 to 131+200)		
1	Somatne Phata	30+050

Type of Vehicle	For corresponding day/month of previous year 28-Mar-2025		For preceding day/month 27-Mar-2026		For the day/month reported upon 28-Mar-2026		
	No. of Vehicles	Fee collected (In Rs.)	No. of Vehicles	Fee collected (In Rs.)	Fee per Vehicle (In Rs.)	No. of Vehicles	Fee collected (In Rs.)
1	2	3	4	5	6	7	8
A-Car (Note-7)	11703	687472	11464	654063	Note-1	13747	782307
B-LCV	1130	204991	1236	137089		1176	117630
C- Bus	1518	285100	1464	311427		1467	282508
D-Truck	0	0	0	0		0	0
E-Three-axle vehicle	0	0	0	0		0	0
F-Multi-axle Truck	2492	923133	2258	839619		2188	813444
G-Oversized vehicle	0	0	0	0		0	0
FASTag Debit Adjustment/ Chargeback Received from Bank (Net) (Note-5)	0	2091	0	2854	Note-5	0	1745
H- Total	16843	2102789	16422	1945053		18578	1997634

Day/Month wise Opening Balance of Toll Collection & Traffic

Day	28
Month	3
Year	2026
Toll Depositing Bank	State Bank Of India
Bank Account No.	39177623786


Transaction Type	Car/Jeep Count	Total Car/ Jeep Amount (in Rs.)	Bus/Truck Count	Total Bus / Truck Amount (in Rs.)	LCV Count	Total LCV Amount (in Rs.)	MAV (Multi Axle Vehicle Count)	Total MAV (Multi Axle Vehicle) Amount (in Rs.)	Three Axle Count	Three Axle Count Amount (in Rs.)	FASTag Debit Adjustment/ Chargeback Received from Bank (Net)		
1	2	3	4	5	6	7	8	9	10	11	12	13	Note-5
Single Journey	8214	389192	1066	177319	758	64484	1990	708007	0	0	0	1745	
Monthly Pass Sales	0	0	1	5720	0	0	0	0	0	0	0	0	
Daily Pass Sales	4533	323436	367	91673	389	49141	189	101177	0	0	0	0	
Local Pass Sales	0	0	0	0	0	0	0	0	0	0	0	0	
Return Pass Sales	0	0	0	0	0	0	0	0	0	0	0	0	
Double User Fee (FASTag Lane Violation) (Note-6)	292	27636	8	2640	16	2656	1	710	0	0	0	0	
1.25 times User Fee via UPI (FASTag Lane Violation) (Note-9)	708	42044	25	5156	13	1349	8	3550	0	0	0	0	

Traffic and Revenue Receivable (Annual Pass - Note 7)		
Transaction Type	Car/Jeep Count	Total Car/ Jeep Amount (in Rs.)
1	2	3
Annual Pass	2153	119844

Total Non-Tollable Traffic Count Entry Details (Note-2)					
Transaction Type	Car/Jeep Count	Bus/Truck Count	LCV Count	MAV (Multi Axle Vehicle Count)	Three Axle Count
1	2	3	4	5	6
Reuse & Exit	5230	744	856	218	0
Exemption & Violation	20076	775	307	1343	0

Notes

1. Fee for Fastag vehicles passing two toll plazas, is collected at two plazas in few cases and therefore section wise traffic details will not be available at one plaza for same.
2. All Non-tollable traffic could not be recorded/reported due to unavailability of adequate Lanes & systems. Non-Tollable count includes Reuse of daily/return/monthly pass, exit trips, exemption and violations.
3. Reporting (FASTag/Cash/Card) - 12:00:00 AM to 11:59:59 PM.
4. FASTag Collection is net of Acquiring Bank Charges
5. FASTag Debit Adjustment/Chargeback Received from Bank (Net)
6. Double user fee (from cash vehicles entering dedicated Fastag lane) collected from vehicles are reported separately (count and revenue). These are included in vehicle category wise count and revenue.
7. Annual FASTag pass w.e.f. 15 August 2025 as per directions of MPEL vide letter no MPEL/DIC/2025/676 dated August 14, 2025.
8. Annual Pass Toll Revenue receivable (as given in the table above) is not included in the column 'Fee Collected'.
9. '1.25' times User Fee via UPI for vehicles without a valid FASTag w.e.f. 15 November 2025 as per directions of MPEL vide letter no MPEL/02/DIC/968 dated 10 November 2025.



MONTHLY/DAILY FEE STATEMENT

Project Highway: National Highway NH-48

Day/Month: 29-Mar-2026

Sr. No.	Name of Toll Plaza Location	Chainage
National Highway NH-48 (from Km. 20+400 to 131+200)		
1	Somatne Phata	30+050

Type of Vehicle	For corresponding day/month of previous year 29-Mar-2025		For preceding day/month 28-Mar-2026		For the day/month reported upon 29-Mar-2026		
	No. of Vehicles	Fee collected (in Rs.)	No. of Vehicles	Fee collected (in Rs.)	Fee per Vehicle (in Rs.)	No. of Vehicles	Fee collected (in Rs.)
1	2	3	4	5	6	7	8
A-Car (Note-7)	12776	755807	13747	782307	Note-1	14268	821513
B-LCV	1010	143899	1176	117630		881	149018
C- Bus	1549	376861	1467	282508		1269	240214
D-Truck	0	0	0	0		0	0
E-Three-axle vehicle	0	0	0	0		0	0
F-Multi-axle Truck	2503	929275	2188	813444		2151	797793
G-Oversized vehicle	0	0	0	0	0	0	
FASTag Debit Adjustment/ Chargeback Received from Bank (Net) (Note-5)	0	574	0	1745	Note-5	0	0
H- Total	17838	2206416	18578	1997634		18569	2008539

Day/Month wise Opening Balance of Toll Collection & Traffic

Day	29
Month	3
Year	2026
Toll Depositing Bank	State Bank Of India
Bank Account No.	39177623786


Transaction Type	Car/Jeep Count	Total Car/ Jeep Amount (in Rs.)	Bus/Truck Count	Total Bus / Truck Amount (in Rs.)	LCV Count	Total LCV Amount (in Rs.)	MAV (Multi Axle Vehicle Count)	Total MAV (Multi Axle Vehicle) Amount (in Rs.)	Three Axle Count	Three Axle Count Amount (in Rs.)	FASTag Debit Adjustment/ Chargeback Received from Bank (Net)		
1	2	3	4	5	6	7	8	9	10	11	12	13	Note-5
Single Journey	8326	396051	923	153865	564	48518	1975	702808	0	0	0	0	
Monthly Pass Sales	5	6888	0	0	22	63248	0	0	0	0	0	0	
Daily Pass Sales	4711	334525	319	79954	267	33476	172	93210	0	0	0	0	
Local Pass Sales	0	0	0	0	0	0	0	0	0	0	0	0	
Return Pass Sales	0	0	0	0	0	0	0	0	0	0	0	0	
Double User Fee (FASTag Lane Violation) (Note-6)	331	31332	5	1650	14	2324	0	0	0	0	0	0	
1.25 times User Fee via UPI (FASTag Lane Violation) (Note-9)	895	52718	22	4745	14	1453	4	1775	0	0	0	0	

Traffic and Revenue Receivable (Annual Pass - Note 7)		
Transaction Type	Car/Jeep Count	Total Car/ Jeep Amount (in Rs.)
1	2	3
Annual Pass	2122	117425

Total Non-Tollable Traffic Count Entry Details (Note-2)					
Transaction Type	Car/Jeep Count	Bus/Truck Count	LCV Count	MAV (Multi Axle Vehicle Count)	Three Axle Count
1	2	3	4	5	6
Reuse & Exit	5161	655	646	188	0
Exemption & Violation	18751	603	228	725	0

Notes

1. Fee for Fastag vehicles passing two toll plazas, is collected at two plazas in few cases and therefore section wise traffic details will not be available at one plaza for same.
2. All Non-tollable traffic could not be recorded/reported due to unavailability of adequate Lanes & systems. Non-Tollable count includes Reuse of daily/return/monthly pass, exit trips, exemption and violations.
3. Reporting (FASTag/Cash/Card) - 12:00:00 AM to 11:59:59 PM.
4. Fastag Collection is net of Acquiring Bank Charges
5. FASTag Debit Adjustment/Chargeback Received from Bank (Net)
6. Double user fee (from cash vehicles entering dedicated Fastag lane) collected from vehicles are reported separately (count and revenue). These are included in vehicle category wise count and revenue.
7. Annual FASTag pass w.e.f. 15 August 2025 as per directions of MPEL vide letter no MPEL/DIC/2025/676 dated August 14, 2025.
8. Annual Pass Toll Revenue receivable (as given in the table above) is not included in the column 'Fee Collected'.
9. '1.25' times User Fee via UPI for vehicles without a valid FASTag w.e.f. 15 November 2025 as per directions of MPEL vide letter no MPEL/02/DIC/968 dated 10 November 2025.



MONTHLY/DAILY FEE STATEMENT

Project Highway: National Highway NH-48

Day/Month: 30-Mar-2026

Sr. No.	Name of Toll Plaza Location	Chainage
National Highway NH-48 (from Km. 20+400 to 131+200)		
1	Somatne Phata	30+050

Type of Vehicle	For corresponding day/month of previous year 30-Mar-2025		For preceding day/month 29-Mar-2026		For the day/month reported upon 30-Mar-2026		
	No. of Vehicles	Fee collected (in Rs.)	No. of Vehicles	Fee collected (in Rs.)	Fee per Vehicle (in Rs.)	No. of Vehicles	Fee collected (in Rs.)
1	2	3	4	5	6	7	8
A-Car (Note-7)	12205	719357	14268	821513	Note-1	11043	639473
B-LCV	648	63589	881	149018		1084	152700
C- Bus	1150	217482	1269	240214		1395	286758
D-Truck	0	0	0	0		0	0
E-Three-axle vehicle	0	0	0	0		0	0
F-Multi-axle Truck	2404	1038668	2151	797793		2269	851175
G-Oversized vehicle	0	0	0	0	0	0	
FASTag Debit Adjustment/ Chargeback Received from Bank (Net) (Note-5)	0	0	0	0	Note-5	0	2323
H- Total	16407	2039096	18569	2008539		15791	1932429

Day/Month wise Opening Balance of Toll Collection & Traffic

Day	30
Month	3
Year	2026
Toll Depositing Bank	State Bank Of India
Bank Account No.	39177623786


Transaction Type	Car/Jeep Count	Total Car/ Jeep Amount (in Rs.)	Bus/Truck Count	Total Bus / Truck Amount (in Rs.)	LCV Count	Total LCV Amount (in Rs.)	MAV (Multi Axle Vehicle Count)	Total MAV (Multi Axle Vehicle) Amount (in Rs.)	Three Axle Count	Three Axle Count Amount (in Rs.)	FASTag Debit Adjustment/ Chargeback Received from Bank (Net)		
1	2	3	4	5	6	7	8	9	10	11	12	13	Note-5
Single Journey	6222	291993	998	166059	672	56810	2081	739538	0	0	0	2323	
Monthly Pass Sales	7	5690	4	22879	16	45998	1	12308	0	0	0	0	
Daily Pass Sales	3908	279226	365	91178	369	46530	173	92850	0	0	0	0	
Local Pass Sales	0	0	0	0	0	0	0	0	0	0	0	0	
Return Pass Sales	0	0	0	0	0	0	0	0	0	0	0	0	
Double User Fee (FASTag Lane Violation) (Note-6)	257	24376	7	2310	9	1494	1	710	0	0	0	0	
1.25 times User Fee via UPI (FASTag Lane Violation) (Note-9)	649	38188	21	4331	18	1868	13	5769	0	0	0	0	

Traffic and Revenue Receivable (Annual Pass - Note 7)		
Transaction Type	Car/Jeep Count	Total Car/ Jeep Amount (in Rs.)
1	2	3
Annual Pass	1944	107185

Total Non-Tollable Traffic Count Entry Details (Note-2)					
Transaction Type	Car/Jeep Count	Bus/Truck Count	LCV Count	MAV (Multi Axle Vehicle Count)	Three Axle Count
1	2	3	4	5	6
Reuse & Exit	4681	785	987	188	0
Exemption & Violation	20054	765	350	1160	0

Notes

1. Fee for Fastag vehicles passing two toll plazas, is collected at two plazas in few cases and therefore section wise traffic details will not be available at one plaza for same.
2. All Non-tollable traffic could not be recorded/reported due to unavailability of adequate Lanes & systems. Non-Tollable count includes Reuse of daily/return/monthly pass, exit trips, exemption and violations.
3. Reporting (FASTag/Cash/Card) - 12:00:00 AM to 11:59:59 PM.
4. Fastag Collection is net of Acquiring Bank Charges
5. FASTag Debit Adjustment/Chargeback Received from Bank (Net)
6. Double user fee (from cash vehicles entering dedicated Fastag lane) collected from vehicles are reported separately (count and revenue). These are included in vehicle category wise count and revenue.
7. Annual FASTag pass w.e.f. 15 August 2025 as per directions of MPEL vide letter no MPEL/DIC/2025/676 dated August 14, 2025.
8. Annual Pass Toll Revenue receivable (as given in the table above) is not included in the column 'Fee Collected'.
9. '1.25' times User Fee via UPI for vehicles without a valid FASTag w.e.f. 15 November 2025 as per directions of MPEL vide letter no MPEL/02/DIC/968 dated 10 November 2025.



MONTHLY/DAILY FEE STATEMENT

Project Highway: National Highway NH-48

Day/Month: 31-Mar-2026

Sr. No.	Name of Toll Plaza Location	Chainage
National Highway NH-48 (from Km. 20+400 to 131+200)		
1	Somatne Phata	30+050

Type of Vehicle	For corresponding day/month of previous year 31-Mar-2025		For preceding day/month 30-Mar-2026		For the day/month reported upon 31-Mar-2026		
	No. of Vehicles	Fee collected (in Rs.)	No. of Vehicles	Fee collected (in Rs.)	Fee per Vehicle (in Rs.)	No. of Vehicles	Fee collected (in Rs.)
1	2	3	4	5	6	7	8
A-Car (Note-7)	12222	739950	11043	639473	Note-1	11020	681893
B-LCV	757	81229	1084	152700		1230	307683
C-Bus	1139	237633	1395	286758		1476	580103
D-Truck	0	0	0	0		0	0
E-Three-axle vehicle	0	0	0	0		0	0
F-Multi-axle Truck	1862	692781	2269	851175		2291	870032
G-Oversized vehicle	0	0	0	0		0	0
FASTag Debit Adjustment/ Chargeback Received from Bank (Net) (Note-5)	0	0	0	2323	Note-5	0	23992
H- Total	15980	1751594	15791	1932429		16017	2463703

Day/Month wise Opening Balance of Toll Collection & Traffic

Day	31
Month	3
Year	2026
Toll Depositing Bank	State Bank Of India
Bank Account No.	39177623786

Transaction Type	Car/Jeep Count	Total Car/ Jeep Amount (in Rs.)	Bus/Truck Count	Total Bus / Truck Amount (in Rs.)	LCV Count	Total LCV Amount (in Rs.)	MAV (Multi Axle Vehicle Count)	Total MAV (Multi Axle Vehicle) Amount (in Rs.)	Three Axle Count	Three Axle Count Amount (in Rs.)	FASTag Debit Adjustment/ Chargeback Received from Bank (Net)
1	2	3	4	5	8	9	10	11	12	13	Note-5
Single Journey	6039	285011	1019	170451	735	63219	2113	751105	0	0	23992
Monthly Pass Sales	44	47106	53	308902	66	189744	3	24646	0	0	0
Daily Pass Sales	4027	287219	376	93901	401	50633	167	90730	0	0	0
Local Pass Sales	0	0	0	0	0	0	0	0	0	0	0
Return Pass Sales	0	0	0	0	0	0	0	0	0	0	0
Double User Fee (FASTag Lane Violation) (Note-6)	253	23782	7	2310	19	3154	0	0	0	0	0
1.25 times User Fee via UPI (FASTag Lane Violation) (Note-9)	657	38775	21	4539	9	934	8	3550	0	0	0

Traffic and Revenue Receivable (Annual Pass - Note 7)		
Transaction Type	Car/Jeep Count	Total Car/ Jeep Amount (in Rs.)
1	2	3
Annual Pass	1867	103696

Total Non-Tollable Traffic Count Entry Details (Note-2)					
Transaction Type	Car/Jeep Count	Bus/Truck Count	LCV Count	MAV (Multi Axle Vehicle Count)	Three Axle Count
1	2	3	5	6	7
Reuse & Exit	4822	783	992	195	0
Exemption & Violation	21038	806	367	1212	0

Notes

1. Fee for Fastag vehicles passing two toll plazas, is collected at two plazas in few cases and therefore section wise traffic details will not be available at one plaza for same.
2. All Non-tollable traffic could not be recorded/reported due to unavailability of adequate Lanes & systems. Non-Tollable count includes Reuse of daily/return/monthly pass, exit trips, exemption and violations.
3. Reporting (FASTag/Cash/Card) - 12:00:00 AM to 11:59:59 PM.
4. Fastag Collection is net of Acquiring Bank Charges
5. FASTag Debit Adjustment/Chargeback Received from Bank (Net)
6. Double user fee (from cash vehicles entering dedicated Fastag lane) collected from vehicles are reported separately (count and revenue). These are included in vehicle category wise count and revenue.
7. Annual FASTag pass w.e.f. 15 August 2025 as per directions of MPEL vide letter no MPEL/DIC/2025/676 dated August 14, 2025.
8. Annual Pass Toll Revenue receivable (as given in the table above) is not included in the column 'Fee Collected'.
9. '1.25' times User Fee via UPI for vehicles without a valid FASTag w.e.f. 15 November 2025 as per directions of MPEL vide letter no MPEL/02/DIC/968 dated 10 November 2025.



MONTHLY/DAILY FEE STATEMENT

Project Highway: National Highway NH-48

Day/Month: 01-Mar-2026

Sr. No.	Name of Toll Plaza Location	Chainage
1	National Highway NH-48 (from Km. 20+400 to 131+200) Varsoli	60+050

Type of Vehicle	For corresponding day/month of previous year 1-Mar-2025		For preceding day/month 28-Feb-2026		For the day/month reported upon 1-Mar-2026		
	No. of Vehicles	Fee collected (in lakh Rs.)	No. of Vehicles	Fee collected (in lakh Rs.)	Fee per Vehicle (in Rs.)	No. of Vehicles	Fee collected (in lakh Rs.)
1	2	3	4	5	6	7	8
A-Car (Note-7)	9732	575260	9457	531677	Note-1	9541	542817
B-LCV	1439	140921	1420	137917		1060	100155
C-Bus	1614	305730	1520	283688		1246	229651
D-Truck	0	0	0	0		0	0
E-Three-axle vehicle	0	0	0	0		0	0
F-Multi-axle Truck	3634	1366979	3515	1326355		2985	1108636
G-Oversized vehicle	0	0	0	0		0	0
FASTag Debit Adjustment/ Chargeback Received from Bank (Net) (Note-5)	0	1979	0	2341	Note-5	0	0
H- Total	16419	2390869	15912	2281978		14832	1981258

Day/Month wise Opening Balance of Toll Collection & Traffic

Day	1										
Month	3										
Year	2026										
Toll Depositing Bank	State Bank Of India										
Bank Account No.	39177623786										
Transaction Type	Car/Jeep Count	Total Car/ Jeep Amount (in Rs.)	Bus/Truck Count	Total Bus / Truck Amount (in Rs.)	LCV Count	Total LCV Amount (in Rs.)	MAV (Multi Axle Vehicle Count)	Total MAV (Multi Axle Vehicle) Amount (in Rs.)	Three Axle Count	Three Axle Count Amount (in Rs.)	FASTag Debit Adjustment/ Chargeback Received from Bank (Net) Note-5
1	2	3	4	5	8	9	10	11	12	13	
Single Journey	5694	268547	966	159882	782	65434	2694	954915	0	0	0
Monthly Pass Sales	2	2126	0	0	0	0	0	0	0	0	0
Daily Pass Sales	2984	210179	261	64777	264	33019	279	148305	0	0	0
Local Pass Sales	0	0	0	0	0	0	0	0	0	0	0
Return Pass Sales	0	0	0	0	0	0	0	0	0	0	0
Double User Fee (FASTag Lane Violation) (Note-6)	309	29358	7	2310	4	664	3	1422	0	0	0
1.25 times User Fee via UPI (FASTag Lane Violation) (Note-9)	552	32606	12	2683	10	1038	9	3994	0	0	0

Traffic and Revenue Receivable (Annual Pass - Note 7)		
Transaction Type	Car/Jeep Count	Total Car/ Jeep Amount (in Rs.)
1	2	3
Annual Pass	943	51427

Total Non-Tollable Traffic Count Entry Details (Note-2)					
Transaction Type	Car/Jeep Count	Bus/Truck Count	LCV Count	MAV (Multi Axle Vehicle Count)	Three Axle Count
1	2	3	5	6	7
Reuse & Exit	3199	283	283	286	0
Exemption & Violation	6652	235	144	152	0



Notes

1. Fee for Fastag vehicles passing two toll plazas, is collected at two plazas in few cases and therefore section wise traffic details will not be available at one plaza for same.
2. All Non-tollable traffic could not be recorded/reported due to unavailability of adequate Lanes & systems. Non-Tollable count includes Reuse of daily/return/monthly pass, exit trips, exemption and violations.
3. Reporting (FASTag/Cash/Card) - 12:00:00 AM to 11:59:59 PM.
4. Fastag Collection is net of Acquiring Bank Charges
5. FASTag Debit Adjustment/Chargeback Received from Bank (Net)
6. Double user fee (from cash vehicles entering dedicated Fastag lane) collected from vehicles are reported separately (count and revenue). These are included in vehicle category wise count and revenue.
7. Annual FASTag pass w.e.f. 15 August 2025 as per directions of MPEL vide letter no MPEL/DIC/2025/676 dated August 14, 2025.
8. Annual Pass Toll Revenue receivable (as given in the table above) is not included in the column 'Fee Collected'.
9. '1.25' times User Fee via UPI for vehicles without a valid FASTag w.e.f. 15 November 2025 as per directions of MPEL vide letter no MPEL/02/DIC/968 dated 10 November 2025.

MONTHLY/DAILY FEE STATEMENT

Project Highway: National Highway NH-48

Day/Month: 02-Mar-2026

Sr. No.	Name of Toll Plaza Location	Chainage
1	National Highway NH-48 (from Km. 20+400 to 131+200) Varsoli	60+050

Type of Vehicle	For corresponding day/month of previous year 2-Mar-2025		For preceding day/month 1-Mar-2026		For the day/month reported upon 2-Mar-2026		
	No. of Vehicles	Fee collected (in lakh Rs.)	No. of Vehicles	Fee collected (in lakh Rs.)	Fee per Vehicle (in Rs.)	No. of Vehicles	Fee collected (in lakh Rs.)
1	2	3	4	5	6	7	8
A-Car (Note-7)	10224	604168	9541	542817	Note-1	5901	338306
B-LCV	888	85428	1060	100155		1104	108104
C-Bus	1242	228536	1246	229651		1196	222961
D-Truck	0	0	0	0		0	0
E-Three-axle vehicle	0	0	0	0		0	0
F-Multi-axle Truck	2912	1070104	2985	1108636		2609	985526
G-Oversized vehicle	0	0	0	0		0	0
FASTag Debit Adjustment/ Chargeback Received from Bank (Net) (Note-5)	0	-47	0	0	Note-5	0	1473
H- Total	15266	1988190	14832	1981258		10810	1656370

Day/Month wise Opening Balance of Toll Collection & Traffic

Day	2										
Month	3										
Year	2026										
Toll Depositing Bank	State Bank Of India										
Bank Account No.	39177623786										
Transaction Type	Car/Jeep Count	Total Car/ Jeep Amount (in Rs.)	Bus/Truck Count	Total Bus / Truck Amount (in Rs.)	LCV Count	Total LCV Amount (in Rs.)	MAV (Multi Axle Vehicle Count)	Total MAV (Multi Axle Vehicle) Amount (in Rs.)	Three Axle Count	Three Axle Count Amount (in Rs.)	FASTag Debit Adjustment/ Chargeback Received from Bank (Net)
1	2	3	4	5	8	9	10	11	12	13	Note-5
Single Journey	3487	164827	894	148116	770	64020	2265	803723	0	0	1473
Monthly Pass Sales	3	3893	0	0	1	2486	0	0	0	0	0
Daily Pass Sales	1949	137274	286	70802	319	39855	333	177009	0	0	0
Local Pass Sales	0	0	0	0	0	0	0	0	0	0	0
Return Pass Sales	0	0	0	0	0	0	0	0	0	0	0
Double User Fee (FASTag Lane Violation) (Note-6)	139	13160	6	1980	2	498	1	356	0	0	0
1.25 times User Fee via UPI (FASTag Lane Violation) (Note-9)	323	19153	10	2063	12	1245	10	4438	0	0	0

Traffic and Revenue Receivable (Annual Pass - Note 7)		
Transaction Type	Car/Jeep Count	Total Car/ Jeep Amount (in Rs.)
1	2	3
Annual Pass	657	35224

Total Non-Tollable Traffic Count Entry Details (Note-2)						
Transaction Type	Car/Jeep Count	Bus/Truck Count	LCV Count	MAV (Multi Axle Vehicle Count)	Three Axle Count	
1	2	3	5	6	7	
Reuse & Exit	2122	312	339	341		0
Exemption & Violation	7108	246	144	338		0



Notes

1. Fee for Fastag vehicles passing two toll plazas, is collected at two plazas in few cases and therefore section wise traffic details will not be available at one plaza for same.
2. All Non-tollable traffic could not be recorded/reported due to unavailability of adequate Lanes & systems. Non-Tollable count includes Reuse of daily/return/monthly pass, exit trips, exemption and violations.
3. Reporting (FASTag/Cash/Card) - 12:00:00 AM to 11:59:59 PM.
4. Fastag Collection is net of Acquiring Bank Charges
5. FASTag Debit Adjustment/Chargeback Received from Bank (Net)
6. Double user fee (from cash vehicles entering dedicated Fastag lane) collected from vehicles are reported separately (count and revenue). These are included in vehicle category wise count and revenue.
7. Annual FASTag pass w.e.f. 15 August 2025 as per directions of MPEL vide letter no MPEL/DIC/2025/676 dated August 14, 2025.
8. Annual Pass Toll Revenue receivable (as given in the table above) is not included in the column 'Fee Collected'.
9. '1.25' times User Fee via UPI for vehicles without a valid FASTag w.e.f. 15 November 2025 as per directions of MPEL vide letter no MPEL/02/DIC/968 dated 10 November 2025.

MONTHLY/DAILY FEE STATEMENT

Project Highway: National Highway NH-48

Day/Month: 03-Mar-2026

Sr. No.	Name of Toll Plaza Location	Chainage
1	Varsoli National Highway NH-48 (from Km. 20+400 to 131+200)	60+050

Type of Vehicle	For corresponding day/month of previous year 3-Mar-2025		For preceding day/month 2-Mar-2026		For the day/month reported upon 3-Mar-2026		
	No. of Vehicles	Fee collected (in lakh Rs.)	No. of Vehicles	Fee collected (in lakh Rs.)	Fee per Vehicle (in Rs.)	No. of Vehicles	Fee collected (in lakh Rs.)
1	2	3	4	5	6	7	8
A-Car (Note-7)	6383	373068	5901	338306	Note-1	5520	311688
B-LCV	1040	100842	1104	108104		778	75729
C-Bus	1242	231430	1196	222961		941	168978
D-Truck	0	0	0	0		0	0
E-Three-axle vehicle	0	0	0	0		0	0
F-Multi-axle Truck	2883	1089092	2609	985526		2390	893830
G-Oversized vehicle	0	0	0	0		0	0
FASTag Debit Adjustment/ Chargeback Received from Bank (Net) (Note-5)	0	0	0	1473	Note-5	0	0
H- Total	11548	1794431	10810	1656370		9629	1450224

Day/Month wise Opening Balance of Toll Collection & Traffic

Day	3										
Month	3										
Year	2026										
Toll Depositing Bank	State Bank Of India										
Bank Account No.	39177623786										
Transaction Type	Car/Jeep Count	Total Car/ Jeep Amount (in Rs.)	Bus/Truck Count	Total Bus / Truck Amount (in Rs.)	LCV Count	Total LCV Amount (in Rs.)	MAV (Multi Axle Vehicle Count)	Total MAV (Multi Axle Vehicle) Amount (in Rs.)	Three Axle Count	Three Axle Count Amount (in Rs.)	FASTag Debit Adjustment/ Chargeback Received from Bank (Net) Note-5
1	2	3	4	5	8	9	10	11	12	13	
Single Journey	3300	155654	780	129287	577	48281	2125	753397	0	0	0
Monthly Pass Sales	0	0	0	0	1	2486	0	0	0	0	0
Daily Pass Sales	1763	124274	155	38454	195	24318	252	133952	0	0	0
Local Pass Sales	0	0	0	0	0	0	0	0	0	0	0
Return Pass Sales	0	0	0	0	0	0	0	0	0	0	0
Double User Fee (FASTag Lane Violation) (Note-6)	134	12784	0	0	2	332	4	2486	0	0	0
1.25 times User Fee via UPI (FASTag Lane Violation) (Note-9)	323	18976	6	1238	3	311	9	3994	0	0	0

Traffic and Revenue Receivable (Annual Pass - Note 7)		
Transaction Type	Car/Jeep Count	Total Car/ Jeep Amount (in Rs.)
1	2	3
Annual Pass	666	35777

Total Non-Tollable Traffic Count Entry Details (Note-2)						
Transaction Type	Car/Jeep Count	Bus/Truck Count	LCV Count	MAV (Multi Axle Vehicle Count)	Three Axle Count	
1	2	3	5	6	7	
Reuse & Exit	2008	178	226	264		0
Exemption & Violation	5571	200	85	166		0



Notes

1. Fee for Fastag vehicles passing two toll plazas, is collected at two plazas in few cases and therefore section wise traffic details will not be available at one plaza for same.
2. All Non-tollable traffic could not be recorded/reported due to unavailability of adequate Lanes & systems. Non-Tollable count includes Reuse of daily/return/monthly pass, exit trips, exemption and violations.
3. Reporting (FASTag/Cash/Card) - 12:00:00 AM to 11:59:59 PM.
4. Fastag Collection is net of Acquiring Bank Charges
5. FASTag Debit Adjustment/Chargeback Received from Bank (Net)
6. Double user fee (from cash vehicles entering dedicated Fastag lane) collected from vehicles are reported separately (count and revenue). These are included in vehicle category wise count and revenue.
7. Annual FASTag pass w.e.f. 15 August 2025 as per directions of MPEL vide letter no MPEL/DIC/2025/676 dated August 14, 2025.
8. Annual Pass Toll Revenue receivable (as given in the table above) is not included in the column 'Fee Collected'.
9. '1.25' times User Fee via UPI for vehicles without a valid FASTag w.e.f. 15 November 2025 as per directions of MPEL vide letter no MPEL/02/DIC/968 dated 10 November 2025.

MONTHLY/DAILY FEE STATEMENT

Project Highway: National Highway NH-48

Day/Month: 04-Mar-2026

Sr. No.	Name of Toll Plaza Location	Chainage
1	Varsoli National Highway NH-48 (from Km. 20+400 to 131+200)	60+050

Type of Vehicle	For corresponding day/month of previous year 4-Mar-2025		For preceding day/month 3-Mar-2026		For the day/month reported upon 4-Mar-2026		
	No. of Vehicles	Fee collected (in lakh Rs.)	No. of Vehicles	Fee collected (in lakh Rs.)	Fee per Vehicle (in Rs.)	No. of Vehicles	Fee collected (in lakh Rs.)
1	2	3	4	5	6	7	8
A-Car (Note-7)	6216	368719	5520	311688	Note-1	5957	338755
B-LCV	1271	123009	778	75729		891	86146
C-Bus	1437	268540	941	168978		982	188145
D-Truck	0	0	0	0		0	0
E-Three-axle vehicle	0	0	0	0		0	0
F-Multi-axle Truck	3513	1327865	2990	893830		2325	884579
G-Oversized vehicle	0	0	0	0		0	0
FASTag Debit Adjustment/ Chargeback Received from Bank (Net) (Note-5)	0	1193	0	0	Note-5	0	2272
H- Total	12437	2089327	9629	1450224		10155	1499897

Day/Month wise Opening Balance of Toll Collection & Traffic

Day	4										
Month	3										
Year	2026										
Toll Depositing Bank	State Bank Of India										
Bank Account No.	39177623786										
Transaction Type	Car/Jeep Count	Total Car/ Jeep Amount (in Rs.)	Bus/Truck Count	Total Bus / Truck Amount (in Rs.)	LCV Count	Total LCV Amount (in Rs.)	MAV (Multi Axle Vehicle Count)	Total MAV (Multi Axle Vehicle) Amount (in Rs.)	Three Axle Count	Three Axle Count Amount (in Rs.)	FASTag Debit Adjustment/ Chargeback Received from Bank (Net)
1	2	3	4	5	8	9	10	11	12	13	Note-5
Single Journey	3524	166488	757	125335	635	53087	2012	714184	0	0	2272
Monthly Pass Sales	0	0	2	7440	1	1260	1	5340	0	0	0
Daily Pass Sales	1908	134456	216	53555	243	30368	304	161593	0	0	0
Local Pass Sales	0	0	0	0	0	0	0	0	0	0	0
Return Pass Sales	0	0	0	0	0	0	0	0	0	0	0
Double User Fee (FASTag Lane Violation) (Note-6)	196	18424	3	990	3	498	1	356	0	0	0
1.25 times User Fee via UPI (FASTag Lane Violation) (Note-9)	329	19388	4	825	9	934	7	3106	0	0	0

Traffic and Revenue Receivable (Annual Pass - Note 7)		
Transaction Type	Car/Jeep Count	Total Car/ Jeep Amount (in Rs.)
1	2	3
Annual Pass	672	36054

Total Non-Tollable Traffic Count Entry Details (Note-2)						
Transaction Type	Car/Jeep Count	Bus/Truck Count	LCV Count	MAV (Multi Axle Vehicle Count)	Three Axle Count	
1	2	3	5	6	7	
Reuse & Exit	2049	250	271	313		0
Exemption & Violation	7675	196	116	188		0



Notes

1. Fee for Fastag vehicles passing two toll plazas, is collected at two plazas in few cases and therefore section wise traffic details will not be available at one plaza for same.
2. All Non-tollable traffic could not be recorded/reported due to unavailability of adequate Lanes & systems. Non-Tollable count includes Reuse of daily/return/monthly pass, exit trips, exemption and violations.
3. Reporting (FASTag/Cash/Card) - 12:00:00 AM to 11:59:59 PM.
4. Fastag Collection is net of Acquiring Bank Charges
5. FASTag Debit Adjustment/Chargeback Received from Bank (Net)
6. Double user fee (from cash vehicles entering dedicated Fastag lane) collected from vehicles are reported separately (count and revenue). These are included in vehicle category wise count and revenue.
7. Annual FASTag pass w.e.f. 15 August 2025 as per directions of MPEL vide letter no MPEL/DIC/2025/676 dated August 14, 2025.
8. Annual Pass Toll Revenue receivable (as given in the table above) is not included in the column 'Fee Collected'.
9. '1.25' times User Fee via UPI for vehicles without a valid FASTag w.e.f. 15 November 2025 as per directions of MPEL vide letter no MPEL/02/DIC/968 dated 10 November 2025.

MONTHLY/DAILY FEE STATEMENT

Project Highway: National Highway NH-48

Day/Month: 05-Mar-2026

Sr. No.	Name of Toll Plaza Location	Chainage
1	National Highway NH-48 (from Km. 20+400 to 131+200) Varsoli	60+050

Type of Vehicle	For corresponding day/month of previous year 5-Mar-2025		For preceding day/month 4-Mar-2026		For the day/month reported upon 5-Mar-2026		
	No. of Vehicles	Fee collected (in lakh Rs.)	No. of Vehicles	Fee collected (in lakh Rs.)	Fee per Vehicle (in Rs.)	No. of Vehicles	Fee collected (in lakh Rs.)
1	2	3	4	5	6	7	8
A-Car (Note-7)	6347	372695	5957	338755	Note-1	6052	346967
B-LCV	1303	125409	891	86146		1177	115086
C-Bus	1437	266017	982	188145		1242	228314
D-Truck	0	0	0	0		0	0
E-Three-axle vehicle	0	0	0	0		0	0
F-Multi-axle Truck	3549	1354015	2325	884579		2805	1061628
G-Oversized vehicle	0	0	0	0		0	0
FASTag Debit Adjustment/ Chargeback Received from Bank (Net) (Note-5)	0	1519	0	2272	Note-5	0	936
H- Total	12636	2119655	10155	1499897		11276	1752931

Day/Month wise Opening Balance of Toll Collection & Traffic

Day	5										
Month	3										
Year	2026										
Toll Depositing Bank	State Bank Of India										
Bank Account No.	39177623786										
Transaction Type	Car/Jeep Count	Total Car/ Jeep Amount (in Rs.)	Bus/Truck Count	Total Bus / Truck Amount (in Rs.)	LCV Count	Total LCV Amount (in Rs.)	MAV (Multi Axle Vehicle Count)	Total MAV (Multi Axle Vehicle) Amount (in Rs.)	Three Axle Count	Three Axle Count Amount (in Rs.)	FASTag Debit Adjustment/ Chargeback Received from Bank (Net) Note-5
1	2	3	4	5	8	9	10	11	12	13	
Single Journey	3485	164943	962	159204	764	63775	2420	857939	0	0	936
Monthly Pass Sales	0	0	0	0	0	0	0	0	0	0	0
Daily Pass Sales	2044	144072	266	65851	400	49838	370	196854	0	0	0
Local Pass Sales	0	0	0	0	0	0	0	0	0	0	0
Return Pass Sales	0	0	0	0	0	0	0	0	0	0	0
Double User Fee (FASTag Lane Violation) (Note-6)	197	18800	3	990	2	332	2	1066	0	0	0
1.25 times User Fee via UPI (FASTag Lane Violation) (Note-9)	326	19153	11	2269	11	1141	13	5769	0	0	0

Traffic and Revenue Receivable (Annual Pass - Note 7)		
Transaction Type	Car/Jeep Count	Total Car/ Jeep Amount (in Rs.)
1	2	3
Annual Pass	582	31630

Total Non-Tollable Traffic Count Entry Details (Note-2)						
Transaction Type	Car/Jeep Count	Bus/Truck Count	LCV Count	MAV (Multi Axle Vehicle Count)	Three Axle Count	
1	2	3	5	6	7	
Reuse & Exit	2162	298	436	381		0
Exemption & Violation	7198	250	139	304		0



Notes

1. Fee for Fastag vehicles passing two toll plazas, is collected at two plazas in few cases and therefore section wise traffic details will not be available at one plaza for same.
2. All Non-tollable traffic could not be recorded/reported due to unavailability of adequate Lanes & systems. Non-Tollable count includes Reuse of daily/return/monthly pass, exit trips, exemption and violations.
3. Reporting (FASTag/Cash/Card) - 12:00:00 AM to 11:59:59 PM.
4. Fastag Collection is net of Acquiring Bank Charges
5. FASTag Debit Adjustment/Chargeback Received from Bank (Net)
6. Double user fee (from cash vehicles entering dedicated Fastag lane) collected from vehicles are reported separately (count and revenue). These are included in vehicle category wise count and revenue.
7. Annual FASTag pass w.e.f. 15 August 2025 as per directions of MPEL vide letter no MPEL/DIC/2025/676 dated August 14, 2025.
8. Annual Pass Toll Revenue receivable (as given in the table above) is not included in the column 'Fee Collected'.
9. '1.25' times User Fee via UPI for vehicles without a valid FASTag w.e.f. 15 November 2025 as per directions of MPEL vide letter no MPEL/02/DIC/968 dated 10 November 2025.

MONTHLY/DAILY FEE STATEMENT

Project Highway: National Highway NH-48

Day/Month: 06-Mar-2026

Sr. No.	Name of Toll Plaza Location	Chainage
1	National Highway NH-48 (from Km. 20+400 to 131+200) Varsoli	60+050

Type of Vehicle	For corresponding day/month of previous year 6-Mar-2025		For preceding day/month 5-Mar-2026		For the day/month reported upon 6-Mar-2026		
	No. of Vehicles	Fee collected (in lakh Rs.)	No. of Vehicles	Fee collected (in lakh Rs.)	Fee per Vehicle (in Rs.)	No. of Vehicles	Fee collected (in lakh Rs.)
1	2	3	4	5	6	7	8
A-Car (Note-7)	6261	370360	6052	346967	Note-1	6461	369242
B-LCV	1266	122801	1177	115086		1274	124632
C-Bus	1503	283717	1242	228314		1443	267374
D-Truck	0	0	0	0		0	0
E-Three-axle vehicle	0	0	0	0		0	0
F-Multi-axle Truck	3635	1384348	2805	1061628		3278	1242523
G-Oversized vehicle	0	0	0	0		0	0
FASTag Debit Adjustment/ Chargeback Received from Bank (Net) (Note-5)	0	846	0	936	Note-5	0	348
H- Total	12665	2162071	11276	1752931		12456	2004119

Day/Month wise Opening Balance of Toll Collection & Traffic

Day	6										
Month	3										
Year	2026										
Toll Depositing Bank	State Bank Of India										
Bank Account No.	39177623786										
Transaction Type	Car/Jeep Count	Total Car/ Jeep Amount (in Rs.)	Bus/Truck Count	Total Bus / Truck Amount (in Rs.)	LCV Count	Total LCV Amount (in Rs.)	MAV (Multi Axle Vehicle Count)	Total MAV (Multi Axle Vehicle) Amount (in Rs.)	Three Axle Count	Three Axle Count Amount (in Rs.)	FASTag Debit Adjustment/ Chargeback Received from Bank (Net)
1	2	3	4	5	8	9	10	11	12	13	Note-5
Single Journey	3767	178268	1095	181018	826	69135	2821	1000040	0	0	348
Monthly Pass Sales	1	720	0	0	0	0	0	0	0	0	0
Daily Pass Sales	2162	152466	330	81777	431	53690	453	240796	0	0	0
Local Pass Sales	0	0	0	0	0	0	0	0	0	0	0
Return Pass Sales	0	0	0	0	0	0	0	0	0	0	0
Double User Fee (FASTag Lane Violation) (Note-6)	187	17578	7	2310	2	250	1	356	0	0	0
1.25 times User Fee via UPI (FASTag Lane Violation) (Note-9)	344	20210	11	2269	15	1556	3	1331	0	0	0

Traffic and Revenue Receivable (Annual Pass - Note 7)		
Transaction Type	Car/Jeep Count	Total Car/ Jeep Amount (in Rs.)
1	2	3
Annual Pass	679	36552

Total Non-Tollable Traffic Count Entry Details (Note-2)						
Transaction Type	Car/Jeep Count	Bus/Truck Count	LCV Count	MAV (Multi Axle Vehicle Count)	Three Axle Count	
1	2	3	5	6	7	
Reuse & Exit	2352	369	470	462		0
Exemption & Violation	7548	235	154	292		0



Notes

1. Fee for Fastag vehicles passing two toll plazas, is collected at two plazas in few cases and therefore section wise traffic details will not be available at one plaza for same.
2. All Non-tollable traffic could not be recorded/reported due to unavailability of adequate Lanes & systems. Non-Tollable count includes Reuse of daily/return/monthly pass, exit trips, exemption and violations.
3. Reporting (FASTag/Cash/Card) - 12:00:00 AM to 11:59:59 PM.
4. Fastag Collection is net of Acquiring Bank Charges
5. FASTag Debit Adjustment/Chargeback Received from Bank (Net)
6. Double user fee (from cash vehicles entering dedicated Fastag lane) collected from vehicles are reported separately (count and revenue). These are included in vehicle category wise count and revenue.
7. Annual FASTag pass w.e.f. 15 August 2025 as per directions of MPEL vide letter no MPEL/DIC/2025/676 dated August 14, 2025.
8. Annual Pass Toll Revenue receivable (as given in the table above) is not included in the column 'Fee Collected'.
9. '1.25' times User Fee via UPI for vehicles without a valid FASTag w.e.f. 15 November 2025 as per directions of MPEL vide letter no MPEL/02/DIC/968 dated 10 November 2025.

MONTHLY/DAILY FEE STATEMENT

Project Highway: National Highway NH-48

Day/Month: 07-Mar-2026

Sr. No.	Name of Toll Plaza Location	Chainage
1	Varsoli National Highway NH-48 (from Km. 20+400 to 131+200)	60+050

Type of Vehicle	For corresponding day/month of previous year 7-Mar-2025		For preceding day/month 6-Mar-2026		For the day/month reported upon 7-Mar-2026		
	No. of Vehicles	Fee collected (in lakh Rs.)	No. of Vehicles	Fee collected (in lakh Rs.)	Fee per Vehicle (in Rs.)	No. of Vehicles	Fee collected (in lakh Rs.)
1	2	3	4	5	6	7	8
A-Car (Note-7)	7181	422928	6461	369242	Note-1	8747	495880
B-LCV	1261	120714	1274	124632		1296	126060
C-Bus	1485	275090	1443	267374		1475	272691
D-Truck	0	0	0	0		0	0
E-Three-axle vehicle	0	0	0	0		0	0
F-Multi-axle Truck	3592	1378622	3278	1242523		3339	1271066
G-Oversized vehicle	0	0	0	0		0	0
FASTag Debit Adjustment/ Chargeback Received from Bank (Net) (Note-5)	0	719	0	348	Note-5	0	1271
H- Total	13519	2198073	12456	2004119		14857	2166969

Day/Month wise Opening Balance of Toll Collection & Traffic

Day	7										
Month	3										
Year	2026										
Toll Depositing Bank	State Bank Of India										
Bank Account No.	39177623786										
Transaction Type	Car/Jeep Count	Total Car/ Jeep Amount (in Rs.)	Bus/Truck Count	Total Bus / Truck Amount (in Rs.)	LCV Count	Total LCV Amount (in Rs.)	MAV (Multi Axle Vehicle Count)	Total MAV (Multi Axle Vehicle) Amount (in Rs.)	Three Axle Count	Three Axle Count Amount (in Rs.)	FASTag Debit Adjustment/ Chargeback Received from Bank (Net) Note-5
1	2	3	4	5	8	9	10	11	12	13	
Single Journey	5207	245569	1126	186294	863	72033	2839	1006424	0	0	1271
Monthly Pass Sales	0	0	0	0	0	0	0	0	0	0	0
Daily Pass Sales	2848	200855	338	83757	411	51247	486	258693	0	0	0
Local Pass Sales	0	0	0	0	0	0	0	0	0	0	0
Return Pass Sales	0	0	0	0	0	0	0	0	0	0	0
Double User Fee (FASTag Lane Violation) (Note-6)	247	23312	3	990	8	1328	3	1068	0	0	0
1.25 times User Fee via UPI (FASTag Lane Violation) (Note-9)	445	26144	8	1650	14	1453	11	4881	0	0	0

Traffic and Revenue Receivable (Annual Pass - Note 7)		
Transaction Type	Car/Jeep Count	Total Car/ Jeep Amount (in Rs.)
1	2	3
Annual Pass	954	51205

Total Non-Tollable Traffic Count Entry Details (Note-2)						
Transaction Type	Car/Jeep Count	Bus/Truck Count	LCV Count	MAV (Multi Axle Vehicle Count)	Three Axle Count	
1	2	3	5	6	7	
Reuse & Exit	3150	379	442	500		0
Exemption & Violation	8508	273	133	277		0



Notes

1. Fee for Fastag vehicles passing two toll plazas, is collected at two plazas in few cases and therefore section wise traffic details will not be available at one plaza for same.
2. All Non-tollable traffic could not be recorded/reported due to unavailability of adequate Lanes & systems. Non-Tollable count includes Reuse of daily/return/monthly pass, exit trips, exemption and violations.
3. Reporting (FASTag/Cash/Card) - 12:00:00 AM to 11:59:59 PM.
4. Fastag Collection is net of Acquiring Bank Charges
5. FASTag Debit Adjustment/Chargeback Received from Bank (Net)
6. Double user fee (from cash vehicles entering dedicated Fastag lane) collected from vehicles are reported separately (count and revenue). These are included in vehicle category wise count and revenue.
7. Annual FASTag pass w.e.f. 15 August 2025 as per directions of MPEL vide letter no MPEL/DIC/2025/676 dated August 14, 2025.
8. Annual Pass Toll Revenue receivable (as given in the table above) is not included in the column 'Fee Collected'.
9. '1.25' times User Fee via UPI for vehicles without a valid FASTag w.e.f. 15 November 2025 as per directions of MPEL vide letter no MPEL/02/DIC/968 dated 10 November 2025.

MONTHLY/DAILY FEE STATEMENT

Project Highway: National Highway NH-48

Day/Month: 08-Mar-2026

Sr. No.	Name of Toll Plaza Location	Chainage
National Highway NH-48 (from Km. 20+400 to 131+200)		
1	Varsoli	60+050

Type of Vehicle	For corresponding day/month of previous year 8-Mar-2025		For preceding day/month 7-Mar-2026		For the day/month reported upon 8-Mar-2026		
	No. of Vehicles	Fee collected (in lakh Rs.)	No. of Vehicles	Fee collected (in lakh Rs.)	Fee per Vehicle (in Rs.)	No. of Vehicles	Fee collected (in lakh Rs.)
1	2	3	4	5	6	7	8
A-Car (Note-7)	9268	538737	8747	495880	Note-1	9621	558057
B-LCV	1262	122163	1296	126060		964	91221
C-Bus	1480	275490	1475	272691		1258	231499
D-Truck	0	0	0	0		0	0
E-Three-axle vehicle	0	0	0	0		0	0
F-Multi-axle Truck	3682	1391692	3339	1271066		2639	976311
G-Oversized vehicle	0	0	0	0		0	0
FASTag Debit Adjustment/ Chargeback Received from Bank (Net) (Note-5)	0	0	0	1271	Note-5	0	0
H- Total	15692	2328082	14857	2166969		14482	1857087

Day/Month wise Opening Balance of Toll Collection & Traffic

Day	8										
Month	3										
Year	2026										
Toll Depositing Bank	State Bank Of India										
Bank Account No.	39177623786										
Transaction Type	Car/Jeep Count	Total Car/ Jeep Amount (in Rs.)	Bus/Truck Count	Total Bus / Truck Amount (in Rs.)	LCV Count	Total LCV Amount (in Rs.)	MAV (Multi Axle Vehicle Count)	Total MAV (Multi Axle Vehicle) Amount (in Rs.)	Three Axle Count	Three Axle Count Amount (in Rs.)	FASTag Debit Adjustment/ Chargeback Received from Bank (Net) Note-5
1	2	3	4	5	8	9	10	11	12	13	
Single Journey	5355	252527	971	160615	702	58694	2401	851205	0	0	0
Monthly Pass Sales	0	0	0	0	0	0	0	0	0	0	0
Daily Pass Sales	3279	230918	268	66346	245	30658	226	120132	0	0	0
Local Pass Sales	0	0	0	0	0	0	0	0	0	0	0
Return Pass Sales	0	0	0	0	0	0	0	0	0	0	0
Double User Fee (FASTag Lane Violation) (Note-6)	458	43240	5	1650	3	416	4	1424	0	0	0
1.25 times User Fee via UPI (FASTag Lane Violation) (Note-9)	529	31373	14	2888	14	1453	8	3550	0	0	0

Traffic and Revenue Receivable (Annual Pass - Note 7)		
Transaction Type	Car/Jeep Count	Total Car/ Jeep Amount (in Rs.)
1	2	3
Annual Pass	970	51924

Total Non-Tollable Traffic Count Entry Details (Note-2)						
Transaction Type	Car/Jeep Count	Bus/Truck Count	LCV Count	MAV (Multi Axle Vehicle Count)	Three Axle Count	
1	2	3	5	6	7	
Reuse & Exit	3551	293	268	237	0	0
Exemption & Violation	7936	225	119	183	0	0



Notes

- Fee for Fastag vehicles passing two toll plazas, is collected at two plazas in few cases and therefore section wise traffic details will not be available at one plaza for same.
- All Non-tollable traffic could not be recorded/reported due to unavailability of adequate Lanes & systems. Non-Tollable count includes Reuse of daily/return/monthly pass, exit trips, exemption and violations.
- Reporting (FASTag/Cash/Card) - 12:00:00 AM to 11:59:59 PM.
- FASTag Collection is net of Acquiring Bank Charges
- FASTag Debit Adjustment/Chargeback Received from Bank (Net)
- Double user fee (from cash vehicles entering dedicated Fastag lane) collected from vehicles are reported separately (count and revenue). These are included in vehicle category wise count and revenue.
- Annual FASTag pass w.e.f. 15 August 2025 as per directions of MPEL vide letter no MPEL/DIC/2025/676 dated August 14, 2025.
- Annual Pass Toll Revenue receivable (as given in the table above) is not included in the column 'Fee Collected'.
- 1.25 times User Fee via UPI for vehicles without a valid FASTag w.e.f. 15 November 2025 as per directions of MPEL vide letter no MPEL/02/DIC/968 dated 10 November 2025.

MONTHLY/DAILY FEE STATEMENT

Project Highway: National Highway NH-48

Day/Month: 09-Mar-2026

Sr. No.	Name of Toll Plaza Location	Chainage
1	National Highway NH-48 (from Km. 20+400 to 131+200) Varsoli	60+050

Type of Vehicle	For corresponding day/month of previous year 9-Mar-2025		For preceding day/month 8-Mar-2026		For the day/month reported upon 9-Mar-2026		
	No. of Vehicles	Fee collected (in lakh Rs.)	No. of Vehicles	Fee collected (in lakh Rs.)	Fee per Vehicle (in Rs.)	No. of Vehicles	Fee collected (in lakh Rs.)
1	2	3	4	5	6	7	8
A-Car (Note-7)	9519	568785	9621	558057	Note-1	6427	363983
B-LCV	874	83885	964	91221		1022	98903
C-Bus	1215	227561	1258	231499		1199	224605
D-Truck	0	0	0	0		0	0
E-Three-axle vehicle	0	0	0	0		0	0
F-Multi-axle Truck	3012	1118738	2639	976311		2572	967571
G-Oversized vehicle	0	0	0	0		0	0
FASTag Debit Adjustment/ Chargeback Received from Bank (Net) (Note-5)	0	0	0	0	Note-5	0	497
H- Total	14620	1998970	14482	1857087		11220	1655558

Day/Month wise Opening Balance of Toll Collection & Traffic

Day	9										
Month	3										
Year	2026										
Toll Depositing Bank	State Bank Of India										
Bank Account No.	39177623786										
Transaction Type	Car/Jeep Count	Total Car/ Jeep Amount (in Rs.)	Bus/Truck Count	Total Bus / Truck Amount (in Rs.)	LCV Count	Total LCV Amount (in Rs.)	MAV (Multi Axle Vehicle Count)	Total MAV (Multi Axle Vehicle) Amount (in Rs.)	Three Axle Count	Three Axle Count Amount (in Rs.)	FASTag Debit Adjustment/ Chargeback Received from Bank (Net)
1	2	3	4	5	8	9	10	11	12	13	Note-5
Single Journey	3859	182285	880	145429	690	57700	2252	798878	0	0	497
Monthly Pass Sales	0	0	0	0	0	0	0	0	0	0	0
Daily Pass Sales	2034	143345	290	71956	316	39356	306	162657	0	0	0
Local Pass Sales	0	0	0	0	0	0	0	0	0	0	0
Return Pass Sales	0	0	0	0	0	0	0	0	0	0	0
Double User Fee (FASTag Lane Violation) (Note-6)	198	18612	10	3300	3	498	2	712	0	0	0
1.25 times User Fee via UPI (FASTag Lane Violation) (Note-9)	336	19740	19	3919	13	1349	12	5325	0	0	0

Traffic and Revenue Receivable (Annual Pass - Note 7)		
Transaction Type	Car/Jeep Count	Total Car/ Jeep Amount (in Rs.)
1	2	3
Annual Pass	718	37160

Total Non-Tollable Traffic Count Entry Details (Note-2)						
Transaction Type	Car/Jeep Count	Bus/Truck Count	LCV Count	MAV (Multi Axle Vehicle Count)	Three Axle Count	
1	2	3	5	6	7	
Reuse & Exit	2333	323	348	312		0
Exemption & Violation	8572	248	154	298		0



Notes

1. Fee for Fastag vehicles passing two toll plazas, is collected at two plazas in few cases and therefore section wise traffic details will not be available at one plaza for same.
2. All Non-tollable traffic could not be recorded/reported due to unavailability of adequate Lanes & systems. Non-Tollable count includes Reuse of daily/return/monthly pass, exit trips, exemption and violations.
3. Reporting (FASTag/Cash/Card) - 12:00:00 AM to 11:59:59 PM.
4. Fastag Collection is net of Acquiring Bank Charges
5. FASTag Debit Adjustment/Chargeback Received from Bank (Net)
6. Double user fee (from cash vehicles entering dedicated Fastag lane) collected from vehicles are reported separately (count and revenue). These are included in vehicle category wise count and revenue.
7. Annual FASTag pass w.e.f. 15 August 2025 as per directions of MPEL vide letter no MPEL/DIC/2025/676 dated August 14, 2025.
8. Annual Pass Toll Revenue receivable (as given in the table above) is not included in the column 'Fee Collected'.
9. '1.25' times User Fee via UPI for vehicles without a valid FASTag w.e.f. 15 November 2025 as per directions of MPEL vide letter no MPEL/02/DIC/968 dated 10 November 2025.

MONTHLY/DAILY FEE STATEMENT

Project Highway: National Highway NH-48

Day/Month: 10-Mar-2026

Sr. No.	Name of Toll Plaza Location	Chainage
1	Varsoli National Highway NH-48 (from Km. 20+400 to 131+200)	60+050

Type of Vehicle	For corresponding day/month of previous year 10-Mar-2025		For preceding day/month 9-Mar-2026		For the day/month reported upon 10-Mar-2026		
	No. of Vehicles	Fee collected (in lakh Rs.)	No. of Vehicles	Fee collected (in lakh Rs.)	Fee per Vehicle (in Rs.)	No. of Vehicles	Fee collected (in lakh Rs.)
1	2	3	4	5	6	7	8
A-Car (Note-7)	6015	349128	6427	363983	Note-1	6725	391358
B-LCV	973	97776	1022	98903		1313	127950
C-Bus	1207	223473	1199	224605		1409	265073
D-Truck	0	0	0	0		0	0
E-Three-axle vehicle	0	0	0	0		0	0
F-Multi-axle Truck	2992	1133508	2572	967571		3089	1169861
G-Oversized vehicle	0	0	0	0		0	0
FASTag Debit Adjustment/ Chargeback Received from Bank (Net) (Note-5)	0	2178	0	497	Note-5	0	502
H- Total	11187	1806064	11220	1655558		12536	1954744

Day/Month wise Opening Balance of Toll Collection & Traffic

Day	10
Month	3
Year	2026
Toll Depositing Bank	State Bank Of India
Bank Account No.	39177623786

Transaction Type	Car/Jeep Count	Total Car/ Jeep Amount (in Rs.)	Bus/Truck Count	Total Bus / Truck Amount (in Rs.)	LCV Count	Total LCV Amount (in Rs.)	MAV (Multi Axle Vehicle Count)	Total MAV (Multi Axle Vehicle) Amount (in Rs.)	Three Axle Count	Three Axle Count Amount (in Rs.)	FASTag Debit Adjustment/ Chargeback Received from Bank (Net) Note-5
1	2	3	4	5	8	9	10	11	12	13	
Single Journey	3641	172381	1019	168442	863	71977	2665	945356	0	0	502
Monthly Pass Sales	0	0	0	0	0	0	0	0	0	0	0
Daily Pass Sales	2461	173598	358	88872	436	54396	413	219533	0	0	0
Local Pass Sales	0	0	0	0	0	0	0	0	0	0	0
Return Pass Sales	0	0	0	0	0	0	0	0	0	0	0
Double User Fee (FASTag Lane Violation) (Note-6)	249	23406	5	1982	2	332	3	1422	0	0	0
1.25 times User Fee via UPI (FASTag Lane Violation) (Note-9)	374	21973	27	5776	12	1245	8	3550	0	0	0

Traffic and Revenue Receivable (Annual Pass - Note 7)		
Transaction Type	Car/Jeep Count	Total Car/ Jeep Amount (in Rs.)
1	2	3
Annual Pass	662	33842

Total Non-Tollable Traffic Count Entry Details (Note-2)						
Transaction Type	Car/Jeep Count	Bus/Truck Count	LCV Count	MAV (Multi Axle Vehicle Count)	Three Axle Count	
1	2	3	5	6	7	
Reuse & Exit	2823	392	481	434		0
Exemption & Violation	8379	289	155	300		0



Notes

1. Fee for Fastag vehicles passing two toll plazas, is collected at two plazas in few cases and therefore section wise traffic details will not be available at one plaza for same.
2. All Non-tollable traffic could not be recorded/reported due to unavailability of adequate Lanes & systems. Non-Tollable count includes Reuse of daily/return/monthly pass, exit trips, exemption and violations.
3. Reporting (FASTag/Cash/Card) - 12:00:00 AM to 11:59:59 PM.
4. Fastag Collection is net of Acquiring Bank Charges
5. FASTag Debit Adjustment/Chargeback Received from Bank (Net)
6. Double user fee (from cash vehicles entering dedicated Fastag lane) collected from vehicles are reported separately (count and revenue). These are included in vehicle category wise count and revenue.
7. Annual FASTag pass w.e.f. 15 August 2025 as per directions of MPEL vide letter no MPEL/DIC/2025/676 dated August 14, 2025.
8. Annual Pass Toll Revenue receivable (as given in the table above) is not included in the column 'Fee Collected'.
9. '1.25' times User Fee via UPI for vehicles without a valid FASTag w.e.f. 15 November 2025 as per directions of MPEL vide letter no MPEL/02/DIC/968 dated 10 November 2025.

MONTHLY/DAILY FEE STATEMENT

Project Highway: National Highway NH-48

Day/Month: 11-Mar-2026

Sr. No.	Name of Toll Plaza Location	Chainage
1	Varsoli National Highway NH-48 (from Km. 20+400 to 131+200)	60+050

Type of Vehicle	For corresponding day/month of previous year 11-Mar-2025		For preceding day/month 10-Mar-2026		For the day/month reported upon 11-Mar-2026		
	No. of Vehicles	Fee collected (in lakh Rs.)	No. of Vehicles	Fee collected (in lakh Rs.)	Fee per Vehicle (in Rs.)	No. of Vehicles	Fee collected (in lakh Rs.)
1	2	3	4	5	6	7	8
A-Car (Note-7)	6243	372007	6725	391358	Note-1	6773	393050
B-LCV	1245	122012	1313	127950		1368	131942
C-Bus	1492	278701	1409	265073		1480	275933
D-Truck	0	0	0	0		0	0
E-Three-axle vehicle	0	0	0	0		0	0
F-Multi-axle Truck	3690	1416388	3089	1169861		3257	1242255
G-Oversized vehicle	0	0	0	0		0	0
FASTag Debit Adjustment/ Chargeback Received from Bank (Net) (Note-5)	0	739	0	502	Note-5	0	1006
H- Total	12670	2189848	12536	1954744		12878	2044186

Day/Month wise Opening Balance of Toll Collection & Traffic

Day	11
Month	3
Year	2026
Toll Depositing Bank	State Bank Of India
Bank Account No.	39177623786

Transaction Type	Car/Jeep Count	Total Car/ Jeep Amount (in Rs.)	Bus/Truck Count	Total Bus / Truck Amount (in Rs.)	LCV Count	Total LCV Amount (in Rs.)	MAV (Multi Axle Vehicle Count)	Total MAV (Multi Axle Vehicle) Amount (in Rs.)	Three Axle Count	Three Axle Count Amount (in Rs.)	FASTag Debit Adjustment/ Chargeback Received from Bank (Net) Note-5
1	2	3	4	5	8	9	10	11	12	13	
Single Journey	3700	174820	1101	181942	935	78166	2759	978663	0	0	1006
Monthly Pass Sales	0	0	0	0	0	0	0	0	0	0	0
Daily Pass Sales	2402	169221	353	87471	422	52530	475	252490	0	0	0
Local Pass Sales	0	0	0	0	0	0	0	0	0	0	0
Return Pass Sales	0	0	0	0	0	0	0	0	0	0	0
Double User Fee (FASTag Lane Violation) (Note-6)	267	25098	6	1980	3	416	14	7108	0	0	0
1.25 times User Fee via UPI (FASTag Lane Violation) (Note-9)	404	23911	20	4540	8	830	9	3994	0	0	0

Traffic and Revenue Receivable (Annual Pass - Note 7)		
Transaction Type	Car/Jeep Count	Total Car/ Jeep Amount (in Rs.)
1	2	3
Annual Pass	665	34450

Total Non-Tollable Traffic Count Entry Details (Note-2)						
Transaction Type	Car/Jeep Count	Bus/Truck Count	LCV Count	MAV (Multi Axle Vehicle Count)	Three Axle Count	
1	2	3	5	6	7	
Reuse & Exit	2644	392	476	493		0
Exemption & Violation	8388	300	154	311		0



Notes

1. Fee for Fastag vehicles passing two toll plazas, is collected at two plazas in few cases and therefore section wise traffic details will not be available at one plaza for same.
2. All Non-tollable traffic could not be recorded/reported due to unavailability of adequate Lanes & systems. Non-Tollable count includes Reuse of daily/return/monthly pass, exit trips, exemption and violations.
3. Reporting (FASTag/Cash/Card) - 12:00:00 AM to 11:59:59 PM.
4. Fastag Collection is net of Acquiring Bank Charges
5. FASTag Debit Adjustment/Chargeback Received from Bank (Net)
6. Double user fee (from cash vehicles entering dedicated Fastag lane) collected from vehicles are reported separately (count and revenue). These are included in vehicle category wise count and revenue.
7. Annual FASTag pass w.e.f. 15 August 2025 as per directions of MPEL vide letter no MPEL/DIC/2025/676 dated August 14, 2025.
8. Annual Pass Toll Revenue receivable (as given in the table above) is not included in the column 'Fee Collected'.
9. '1.25' times User Fee via UPI for vehicles without a valid FASTag w.e.f. 15 November 2025 as per directions of MPEL vide letter no MPEL/02/DIC/968 dated 10 November 2025.

MONTHLY/DAILY FEE STATEMENT

Project Highway: National Highway NH-48

Day/Month: 12-Mar-2026

Sr. No.	Name of Toll Plaza Location	Chainage
1	Varsoli National Highway NH-48 (from Km. 20+400 to 131+200)	60+050

Type of Vehicle	For corresponding day/month of previous year 12-Mar-2025		For preceding day/month 11-Mar-2026		For the day/month reported upon 12-Mar-2026		
	No. of Vehicles	Fee collected (in lakh Rs.)	No. of Vehicles	Fee collected (in lakh Rs.)	Fee per Vehicle (in Rs.)	No. of Vehicles	Fee collected (in lakh Rs.)
1	2	3	4	5	6	7	8
A-Car (Note-7)	6368	377677	6773	393050	Note-1	6385	366711
B-LCV	1284	126044	1368	131942		1395	135228
C-Bus	1515	279050	1480	275933		1432	262957
D-Truck	0	0	0	0		0	0
E-Three-axle vehicle	0	0	0	0		0	0
F-Multi-axle Truck	3698	1426276	3257	1242255		3275	1263220
G-Oversized vehicle	0	0	0	0		0	0
FASTag Debit Adjustment/ Chargeback Received from Bank (Net) (Note-5)	0	1134	0	1006	Note-5	0	1216
H- Total	12865	2210181	12878	2044186		12487	2029332

Day/Month wise Opening Balance of Toll Collection & Traffic

Day	12										
Month	3										
Year	2026										
Toll Depositing Bank	State Bank Of India										
Bank Account No.	39177623786										
Transaction Type	Car/Jeep Count	Total Car/ Jeep Amount (in Rs.)	Bus/Truck Count	Total Bus / Truck Amount (in Rs.)	LCV Count	Total LCV Amount (in Rs.)	MAV (Multi Axle Vehicle Count)	Total MAV (Multi Axle Vehicle) Amount (in Rs.)	Three Axle Count	Three Axle Count Amount (in Rs.)	FASTag Debit Adjustment/ Chargeback Received from Bank (Net) Note-5
1	2	3	4	5	8	9	10	11	12	13	
Single Journey	3656	172608	1117	184687	928	77391	2776	984686	0	0	1216
Monthly Pass Sales	0	0	0	0	0	0	3	16020	0	0	0
Daily Pass Sales	2212	155939	303	75093	445	55430	485	257805	0	0	0
Local Pass Sales	0	0	0	0	0	0	0	0	0	0	0
Return Pass Sales	0	0	0	0	0	0	0	0	0	0	0
Double User Fee (FASTag Lane Violation) (Note-6)	210	19834	4	1320	2	332	6	2490	0	0	0
1.25 times User Fee via UPI (FASTag Lane Violation) (Note-9)	307	18330	8	1858	20	2075	5	2219	0	0	0

Traffic and Revenue Receivable (Annual Pass - Note 7)		
Transaction Type	Car/Jeep Count	Total Car/ Jeep Amount (in Rs.)
1	2	3
Annual Pass	644	34948

Total Non-Tollable Traffic Count Entry Details (Note-2)					
Transaction Type	Car/Jeep Count	Bus/Truck Count	LCV Count	MAV (Multi Axle Vehicle Count)	Three Axle Count
1	2	3	5	6	7
Reuse & Exit	2375	336	475	503	0
Exemption & Violation	8212	314	152	278	0

Notes

1. Fee for Fastag vehicles passing two toll plazas, is collected at two plazas in few cases and therefore section wise traffic details will not be available at one plaza for same.
2. All Non-tollable traffic could not be recorded/reported due to unavailability of adequate Lanes & systems. Non-Tollable count includes Reuse of daily/return/monthly pass, exit trips, exemption and violations.
3. Reporting (FASTag/Cash/Card) - 12:00:00 AM to 11:59:59 PM.
4. Fastag Collection is net of Acquiring Bank Charges
5. FASTag Debit Adjustment/Chargeback Received from Bank (Net)
6. Double user fee (from cash vehicles entering dedicated Fastag lane) collected from vehicles are reported separately (count and revenue). These are included in vehicle category wise count and revenue.
7. Annual FASTag pass w.e.f. 15 August 2025 as per directions of MPEL vide letter no MPEL/DIC/2025/676 dated August 14, 2025.
8. Annual Pass Toll Revenue receivable (as given in the table above) is not included in the column 'Fee Collected'.
9. '1.25' times User Fee via UPI for vehicles without a valid FASTag w.e.f. 15 November 2025 as per directions of MPEL vide letter no MPEL/02/DIC/968 dated 10 November 2025.



MONTHLY/DAILY FEE STATEMENT

Project Highway: National Highway NH-48

Day/Month: 13-Mar-2026

Sr. No.	Name of Toll Plaza Location	Chainage
National Highway NH-48 (from Km. 20+400 to 131+200)		
1	Varsoli	60+050

Type of Vehicle	For corresponding day/month of previous year 13-Mar-2025		For preceding day/month 12-Mar-2026		For the day/month reported upon 13-Mar-2026		
	No. of Vehicles	Fee collected (in lakh Rs.)	No. of Vehicles	Fee collected (in lakh Rs.)	Fee per Vehicle (in Rs.)	No. of Vehicles	Fee collected (in lakh Rs.)
1	2	3	4	5	6	7	8
A-Car (Note-7)	6758	388503	6385	366711	Note-1	7576	431753
B-LCV	1247	120200	1395	135228		1349	130603
C-Bus	1464	271003	1432	262957		1509	278879
D-Truck	0	0	0	0		0	0
E-Three-axle vehicle	0	0	0	0		0	0
F-Multi-axle Truck	3736	1455589	3275	1263220		3229	1227303
G-Oversized vehicle	0	0	0	0		0	0
FASTag Debit Adjustment/ Chargeback Received from Bank (Net) (Note-5)	0	963	0	1216	Note-5	0	1124
H- Total	13205	2236257	12487	2029332		13663	2069662

Day/Month wise Opening Balance of Toll Collection & Traffic

Day	13										
Month	3										
Year	2026										
Toll Depositing Bank	State Bank Of India										
Bank Account No.	39177623786										
Transaction Type	Car/Jeep Count	Total Car/ Jeep Amount (in Rs.)	Bus/Truck Count	Total Bus / Truck Amount (in Rs.)	LCV Count	Total LCV Amount (in Rs.)	MAV (Multi Axle Vehicle Count)	Total MAV (Multi Axle Vehicle) Amount (in Rs.)	Three Axle Count	Three Axle Count Amount (in Rs.)	FASTag Debit Adjustment/ Chargeback Received from Bank (Net) Note-5
1	2	3	4	5	8	9	10	11	12	13	
Single Journey	4486	211642	1155	191285	921	77034	2761	979135	0	0	1124
Monthly Pass Sales	0	0	0	0	0	0	0	0	0	0	0
Daily Pass Sales	2405	169410	338	83676	417	51950	447	237606	0	0	0
Local Pass Sales	0	0	0	0	0	0	0	0	0	0	0
Return Pass Sales	0	0	0	0	0	0	0	0	0	0	0
Double User Fee (FASTag Lane Violation) (Note-6)	282	26790	5	1650	5	996	2	2130	0	0	0
1.25 times User Fee via UPI (FASTag Lane Violation) (Note-9)	403	23911	11	2269	6	623	19	8431	0	0	0

Traffic and Revenue Receivable (Annual Pass - Note 7)		
Transaction Type	Car/Jeep Count	Total Car/ Jeep Amount (in Rs.)
1	2	3
Annual Pass	733	40146

Total Non-Tollable Traffic Count Entry Details (Note-2)						
Transaction Type	Car/Jeep Count	Bus/Truck Count	LCV Count	MAV (Multi Axle Vehicle Count)	Three Axle Count	
1	2	3	5	6	7	
Reuse & Exit	2616	387	459	460	0	0
Exemption & Violation	8462	361	144	340	0	0



Notes

1. Fee for Fastag vehicles passing two toll plazas, is collected at two plazas in few cases and therefore section wise traffic details will not be available at one plaza for same.
2. All Non-tollable traffic could not be recorded/reported due to unavailability of adequate Lanes & systems. Non-Tollable count includes Reuse of daily/return/monthly pass, exit trips, exemption and violations.
3. Reporting (FASTag/Cash/Card) - 12:00:00 AM to 11:59:59 PM.
4. Fastag Collection is net of Acquiring Bank Charges
5. FASTag Debit Adjustment/Chargeback Received from Bank (Net)
6. Double user fee (from cash vehicles entering dedicated Fastag lane) collected from vehicles are reported separately (count and revenue). These are included in vehicle category wise count and revenue.
7. Annual FASTag pass w.e.f. 15 August 2025 as per directions of MPEL vide letter no MPEL/DIC/2025/676 dated August 14, 2025.
8. Annual Pass Toll Revenue receivable (as given in the table above) is not included in the column 'Fee Collected'.
9. '1.25' times User Fee via UPI for vehicles without a valid FASTag w.e.f. 15 November 2025 as per directions of MPEL vide letter no MPEL/02/DIC/968 dated 10 November 2025.

MONTHLY/DAILY FEE STATEMENT

Project Highway: National Highway NH-48

Day/Month: 14-Mar-2026

Sr. No.	Name of Toll Plaza Location	Chainage
1	National Highway NH-48 (from Km. 20+400 to 131+200) Varsoli	60+050

Type of Vehicle	For corresponding day/month of previous year 14-Mar-2025		For preceding day/month 13-Mar-2026		For the day/month reported upon 14-Mar-2026		
	No. of Vehicles	Fee collected (in lakh Rs.)	No. of Vehicles	Fee collected (in lakh Rs.)	Fee per Vehicle (in Rs.)	No. of Vehicles	Fee collected (in lakh Rs.)
1	2	3	4	5	6	7	8
A-Car (Note-7)	857	496298	7576	431753	Note-1	9683	544058
B-LCV	640	59116	1349	130603		1326	128166
C-Bus	853	160174	1509	278879		1493	278630
D-Truck	0	0	0	0		0	0
E-Three-axle vehicle	0	0	0	0		0	0
F-Multi-axle Truck	2305	844663	3229	1227303		3446	1310582
G-Oversized vehicle	0	0	0	0		0	0
FASTag Debit Adjustment/ Chargeback Received from Bank (Net) (Note-5)	0	0	0	1124	Note-5	0	822
H- Total	12355	1560251	13663	2069662		15948	2262259

Day/Month wise Opening Balance of Toll Collection & Traffic

Day	14
Month	3
Year	2026
Toll Depositing Bank	State Bank Of India
Bank Account No.	39177623786

Transaction Type	Car/Jeep Count	Total Car/ Jeep Amount (in Rs.)	Bus/Truck Count	Total Bus / Truck Amount (in Rs.)	LCV Count	Total LCV Amount (in Rs.)	MAV (Multi Axle Vehicle Count)	Total MAV (Multi Axle Vehicle) Amount (in Rs.)	Three Axle Count	Three Axle Count Amount (in Rs.)	FASTag Debit Adjustment/ Chargeback Received from Bank (Net) Note-5
1	2	3	4	5	8	9	10	11	12	13	
Single Journey	5940	279884	1109	183653	903	75403	2938	1042217	0	0	822
Monthly Pass Sales	0	0	0	0	0	0	0	0	0	0	0
Daily Pass Sales	3020	212780	359	89202	410	51248	486	258337	0	0	0
Local Pass Sales	0	0	0	0	0	0	0	0	0	0	0
Return Pass Sales	0	0	0	0	0	0	0	0	0	0	0
Double User Fee (FASTag Lane Violation) (Note-6)	242	22842	5	1650	1	166	1	710	0	0	0
1.25 times User Fee via UPI (FASTag Lane Violation) (Note-9)	481	28553	20	4125	12	1349	21	9319	0	0	0

Traffic and Revenue Receivable (Annual Pass - Note 7)		
Transaction Type	Car/Jeep Count	Total Car/ Jeep Amount (in Rs.)
1	2	3
Annual Pass	990	53307

Total Non-Tollable Traffic Count Entry Details (Note-2)						
Transaction Type	Car/Jeep Count	Bus/Truck Count	LCV Count	MAV (Multi Axle Vehicle Count)	Three Axle Count	
1	2	3	5	6	7	
Reuse & Exit	3332	398	443	500		0
Exemption & Violation	8518	262	154	271		0



Notes

1. Fee for Fastag vehicles passing two toll plazas, is collected at two plazas in few cases and therefore section wise traffic details will not be available at one plaza for same.
2. All Non-tollable traffic could not be recorded/reported due to unavailability of adequate Lanes & systems. Non-Tollable count includes Reuse of daily/return/monthly pass, exit trips, exemption and violations.
3. Reporting (FASTag/Cash/Card) - 12:00:00 AM to 11:59:59 PM.
4. Fastag Collection is net of Acquiring Bank Charges
5. FASTag Debit Adjustment/Chargeback Received from Bank (Net)
6. Double user fee (from cash vehicles entering dedicated Fastag lane) collected from vehicles are reported separately (count and revenue). These are included in vehicle category wise count and revenue.
7. Annual FASTag pass w.e.f. 15 August 2025 as per directions of MPEL vide letter no MPEL/DIC/2025/676 dated August 14, 2025.
8. Annual Pass Toll Revenue receivable (as given in the table above) is not included in the column 'Fee Collected'.
9. '1.25' times User Fee via UPI for vehicles without a valid FASTag w.e.f. 15 November 2025 as per directions of MPEL vide letter no MPEL/02/DIC/968 dated 10 November 2025.

MONTHLY/DAILY FEE STATEMENT

Project Highway: National Highway NH-48

Day/Month: 15-Mar-2026

Sr. No.	Name of Toll Plaza Location	Chainage
National Highway NH-48 (From Km. 20+400 to 131+200)		
1	Varsoli	60+050

Type of Vehicle	For corresponding day/month of previous year 15-Mar-2025		For preceding day/month 14-Mar-2026		For the day/month reported upon 15-Mar-2026		
	No. of Vehicles	Fee collected (in lakh Rs.)	No. of Vehicles	Fee collected (in lakh Rs.)	Fee per Vehicle (in Rs.)	No. of Vehicles	Fee collected (in lakh Rs.)
1	2	3	4	5	6	7	8
A-Car (Note-7)	10201	606503	9683	544058	Note-1	9839	558307
B-LCV	926	91463	1326	128166		1011	94979
C-Bus	1056	197910	1493	278630		1293	235156
D-Truck	0	0	0	0		0	0
E-Three-axle vehicle	0	0	0	0		0	0
F-Multi-axle Truck	2814	1075097	3446	1310582		2767	1026040
G-Oversized vehicle	0	0	0	0		0	0
FASTag Debit Adjustment/ Chargeback Received from Bank (Net) (Note-5)	0	-166	0	822	Note-5	0	0
H- Total	14997	1970806	15948	2262259		14910	1914482

Day/Month wise Opening Balance of Toll Collection & Traffic

Day	15										
Month	3										
Year	2026										
Toll Depositing Bank	State Bank Of India										
Bank Account No.	39177623786										
Transaction Type	Car/Jeep Count	Total Car/ Jeep Amount (in Rs.)	Bus/Truck Count	Total Bus / Truck Amount (in Rs.)	LCV Count	Total LCV Amount (in Rs.)	MAV (Multi Axle Vehicle Count)	Total MAV (Multi Axle Vehicle) Amount (in Rs.)	Three Axle Count	Three Axle Count Amount (in Rs.)	FASTag Debit Adjustment/ Chargeback Received from Bank (Net)
1	2	3	4	5	8	9	10	11	12	13	Note-5
Single Journey	5895	278267	1034	170876	746	62228	2512	891019	0	0	0
Monthly Pass Sales	0	0	0	0	0	0	0	0	0	0	0
Daily Pass Sales	2980	209898	236	58670	249	31029	250	132889	0	0	0
Local Pass Sales	0	0	0	0	0	0	0	0	0	0	0
Return Pass Sales	0	0	0	0	0	0	0	0	0	0	0
Double User Fee (FASTag Lane Violation) (Note-6)	370	34874	7	2310	1	166	1	356	0	0	0
1.25 times User Fee via UPI (FASTag Lane Violation) (Note-9)	594	35269	16	3300	15	1556	4	1775	0	0	0

Traffic and Revenue Receivable (Annual Pass - Note 7)		
Transaction Type	Car/Jeep Count	Total Car/ Jeep Amount (in Rs.)
1	2	3
Annual Pass	1047	56293

Total Non-Tollable Traffic Count Entry Details (Note-2)						
Transaction Type	Car/Jeep Count	Bus/Truck Count	LCV Count	MAV (Multi Axle Vehicle Count)	Three Axle Count	
1	2	3	5	6	7	
Reuse & Exit	3245	261	277	261	0	
Exemption & Violation	8705	221	140	178	0	

Notes

- Fee for Fastag vehicles passing two toll plazas, is collected at two plazas in few cases and therefore section wise traffic details will not be available at one plaza for same.
- All Non-tollable traffic could not be recorded/reported due to unavailability of adequate Lanes & systems. Non-Tollable count includes Reuse of daily/return/monthly pass, exit trips, exemption and violations.
- Reporting (FASTag/Cash/Card) - 12:00:00 AM to 11:59:59 PM.
- Fastag Collection is net of Acquiring Bank Charges
- FASTag Debit Adjustment/Chargeback Received from Bank (Net)
- Double user fee (from cash vehicles entering dedicated Fastag lane) collected from vehicles are reported separately (count and revenue). These are included in vehicle category wise count and revenue.
- Annual FASTag pass w.e.f. 15 August 2025 as per directions of MPEL vide letter no MPEL/DIC/2025/676 dated August 14, 2025.
- Annual Pass Toll Revenue receivable (as given in the table above) is not included in the column 'Fee Collected'.
- '1.25' times User Fee via UPI for vehicles without a valid FASTag w.e.f. 15 November 2025 as per directions of MPEL vide letter no MPEL/02/DIC/968 dated 10 November 2025.



MONTHLY/DAILY FEE STATEMENT

Project Highway: National Highway NH-48

Day/Month: 16-Mar-2026

Sr. No.	Name of Toll Plaza Location	Chainage
1	Varsoli	60+050

Type of Vehicle	For corresponding day/month of previous year 16-Mar-2025		For preceding day/month 15-Mar-2026		For the day/month reported upon 16-Mar-2026		
	No. of Vehicles	Fee collected (in lakh Rs.)	No. of Vehicles	Fee collected (in lakh Rs.)	Fee per Vehicle (in Rs.)	No. of Vehicles	Fee collected (in lakh Rs.)
1	2	3	4	5	6	7	8
A-Car (Note-7)	11630	685359	9839	558307	Note-1	6506	366830
B-LCV	862	83223	1011	94979		1053	101885
C-Bus	1151	211629	1293	235156		1218	224659
D-Truck	0	0	0	0		0	0
E-Three-axle vehicle	0	0	0	0		0	0
F-Multi-axle Truck	2915	1089245	2767	1026040		2712	1031296
G-Oversized vehicle	0	0	0	0		0	0
FASTag Debit Adjustment/ Chargeback Received from Bank (Net) (Note-5)	0	0	0	0	Note-5	0	2555
H- Total	16558	2069456	14910	1914482		11489	1727225

Day/Month wise Opening Balance of Toll Collection & Traffic

Day	16										
Month	3										
Year	2026										
Toll Depositing Bank	State Bank Of India										
Bank Account No.	39177623786										
Transaction Type	Car/Jeep Count	Total Car/ Jeep Amount (in Rs.)	Bus/Truck Count	Total Bus / Truck Amount (in Rs.)	LCV Count	Total LCV Amount (in Rs.)	MAV (Multi Axle Vehicle Count)	Total MAV (Multi Axle Vehicle) Amount (in Rs.)	Three Axle Count	Three Axle Count Amount (in Rs.)	FASTag Debit Adjustment/ Chargeback Received from Bank (Net)
1	2	3	4	5	8	9	10	11	12	13	Note-5
Single Journey	3989	188259	933	154230	705	58691	2304	817666	0	0	2555
Monthly Pass Sales	0	0	0	0	0	0	0	0	0	0	0
Daily Pass Sales	2012	141887	268	66428	328	40889	377	200397	0	0	0
Local Pass Sales	0	0	0	0	0	0	0	0	0	0	0
Return Pass Sales	0	0	0	0	0	0	0	0	0	0	0
Double User Fee (FASTag Lane Violation) (Note-6)	193	18236	4	1320	5	748	10	3914	0	0	0
1.25 times User Fee via UPI (FASTag Lane Violation) (Note-9)	312	18448	13	2681	15	1556	21	9319	0	0	0

Traffic and Revenue Receivable (Annual Pass - Note 7)		
Transaction Type	Car/Jeep Count	Total Car/ Jeep Amount (in Rs.)
1	2	3
Annual Pass	706	38598

Total Non-Tollable Traffic Count Entry Details (Note-2)					
Transaction Type	Car/Jeep Count	Bus/Truck Count	LCV Count	MAV (Multi Axle Vehicle Count)	Three Axle Count
1	2	3	5	6	7
Reuse & Exit	2159	302	359	393	0
Exemption & Violation	8144	273	186	261	0

Notes

1. Fee for Fastag vehicles passing two toll plazas, is collected at two plazas in few cases and therefore section wise traffic details will not be available at one plaza for same.
2. All Non-tollable traffic could not be recorded/reported due to unavailability of adequate Lanes & systems. Non-Tollable count includes Reuse of daily/return/monthly pass, exit trips, exemption and violations.
3. Reporting (FASTag/Cash/Card) - 12:00:00 AM to 11:59:59 PM.
4. Fastag Collection is net of Acquiring Bank Charges
5. FASTag Debit Adjustment/Chargeback Received from Bank (Net)
6. Double user fee (from cash vehicles entering dedicated Fastag lane) collected from vehicles are reported separately (count and revenue). These are included in vehicle category wise count and revenue.
7. Annual FASTag pass w.e.f. 15 August 2025 as per directions of MPEL vide letter no MPEL/DIC/2025/676 dated August 14, 2025.
8. Annual Pass Toll Revenue receivable (as given in the table above) is not included in the column 'Fee Collected'.
9. '1.25' times User Fee via UPI for vehicles without a valid FASTag w.e.f. 15 November 2025 as per directions of MPEL vide letter no MPEL/02/DIC/968 dated 10 November 2025.



MONTHLY/DAILY FEE STATEMENT

Project Highway: National Highway NH-48

Day/Month: 17-Mar-2026

Sr. No.	Name of Toll Plaza Location	Chainage
1	National Highway NH-48 (from Km. 20+400 to 131+200) Varsoli	60+050

Type of Vehicle	For corresponding day/month of previous year 17-Mar-2025		For preceding day/month 16-Mar-2026		For the day/month reported upon 17-Mar-2026		
	No. of Vehicles	Fee collected (in lakh Rs.)	No. of Vehicles	Fee collected (in lakh Rs.)	Fee per Vehicle (in Rs.)	No. of Vehicles	Fee collected (in lakh Rs.)
1	2	3	4	5	6	7	8
A-Car (Note-7)	6681	384846	6506	366830	Note-1	6675	384704
B-LCV	1028	99599	1053	101885		1397	136785
C-Bus	1271	235121	1218	224659		1531	283765
D-Truck	0	0	0	0		0	0
E-Three-axle vehicle	0	0	0	0		0	0
F-Multi-axle Truck	2990	1139479	2712	1031296		3402	1298300
G-Oversized vehicle	0	0	0	0		0	0
FASTag Debit Adjustment/ Chargeback Received from Bank (Net) (Note-5)	0	3198	0	2555	Note-5	0	1034
H- Total	11970	1862244	11489	1727225		13005	2104588

Day/Month wise Opening Balance of Toll Collection & Traffic

Day	17										
Month	3										
Year	2026										
Toll Depositing Bank	State Bank Of India										
Bank Account No.	39177623786										
Transaction Type	Car/Jeep Count	Total Car/ Jeep Amount (in Rs.)	Bus/Truck Count	Total Bus / Truck Amount (in Rs.)	LCV Count	Total LCV Amount (in Rs.)	MAV (Multi Axle Vehicle Count)	Total MAV (Multi Axle Vehicle) Amount (in Rs.)	Three Axle Count	Three Axle Count Amount (in Rs.)	FASTag Debit Adjustment/ Chargeback Received from Bank (Net) Note-5
1	2	3	4	5	8	9	10	11	12	13	
Single Journey	3735	176502	1171	193696	903	75236	2880	1021785	0	0	1034
Monthly Pass Sales	0	0	0	0	0	0	0	0	0	0	0
Daily Pass Sales	2330	164221	338	83676	464	57917	504	267905	0	0	0
Local Pass Sales	0	0	0	0	0	0	0	0	0	0	0
Return Pass Sales	0	0	0	0	0	0	0	0	0	0	0
Double User Fee (FASTag Lane Violation) (Note-6)	231	21714	15	4950	7	1246	5	2842	0	0	0
1.25 times User Fee via UPI (FASTag Lane Violation) (Note-9)	379	22266	7	1444	23	2386	13	5769	0	0	0

Traffic and Revenue Receivable (Annual Pass - Note 7)		
Transaction Type	Car/Jeep Count	Total Car/ Jeep Amount (in Rs.)
1	2	3
Annual Pass	607	32902

Total Non-Tollable Traffic Count Entry Details (Note-2)						
Transaction Type	Car/Jeep Count	Bus/Truck Count	LCV Count	MAV (Multi Axle Vehicle Count)	Three Axle Count	
1	2	3	5	6	7	
Reuse & Exit	2480	376	500	532		0
Exemption & Violation	7069	336	132	379		0



Notes

1. Fee for Fastag vehicles passing two toll plazas, is collected at two plazas in few cases and therefore section wise traffic details will not be available at one plaza for same.
2. All Non-tollable traffic could not be recorded/reported due to unavailability of adequate Lanes & systems. Non-Tollable count includes Reuse of daily/return/monthly pass, exit trips, exemption and violations.
3. Reporting (FASTag/Cash/Card) - 12:00:00 AM to 11:59:59 PM.
4. Fastag Collection is net of Acquiring Bank Charges
5. FASTag Debit Adjustment/Chargeback Received from Bank (Net)
6. Double user fee (from cash vehicles entering dedicated Fastag lane) collected from vehicles are reported separately (count and revenue). These are included in vehicle category wise count and revenue.
7. Annual FASTag pass w.e.f. 15 August 2025 as per directions of MPEL vide letter no MPEL/DIC/2025/676 dated August 14, 2025.
8. Annual Pass Toll Revenue receivable (as given in the table above) is not included in the column 'Fee Collected'.
9. '1.25' times User Fee via UPI for vehicles without a valid FASTag w.e.f. 15 November 2025 as per directions of MPEL vide letter no MPEL/02/DIC/968 dated 10 November 2025.

MONTHLY/DAILY FEE STATEMENT

Project Highway: National Highway NH-48

Day/Month: 18-Mar-2026

Sr. No.	Name of Toll Plaza Location	Chainage
1	National Highway NH-48 (from Km. 20+400 to 131+200) Varsoli	60+050

Type of Vehicle	For corresponding day/month of previous year 18-Mar-2025		For preceding day/month 17-Mar-2026		For the day/month reported upon 18-Mar-2026		
	No. of Vehicles	Fee collected (in lakh Rs.)	No. of Vehicles	Fee collected (in lakh Rs.)	Fee per Vehicle (in Rs.)	No. of Vehicles	Fee collected (in lakh Rs.)
1	2	3	4	5	6	7	8
A-Car (Note-7)	6844	408732	6675	384704	Note-1	6834	388533
B-LCV	1352	131851	1397	136785		1348	129291
C-Bus	1520	283645	1531	283765		1571	290456
D-Truck	0	0	0	0		0	0
E-Three-axle vehicle	0	0	0	0		0	0
F-Multi-axle Truck	3627	1396501	3402	1298300		3474	1336153
G-Oversized vehicle	0	0	0	0		0	0
FASTag Debit Adjustment/ Chargeback Received from Bank (Net) (Note-5)	0	62	0	1034	Note-5	0	1034
H- Total	13343	2220791	13005	2104588		13227	2145467

Day/Month wise Opening Balance of Toll Collection & Traffic

Day	18
Month	3
Year	2026
Toll Depositing Bank	State Bank Of India
Bank Account No.	39177623786

Transaction Type	Car/Jeep Count	Total Car/ Jeep Amount (in Rs.)	Bus/Truck Count	Total Bus / Truck Amount (in Rs.)	LCV Count	Total LCV Amount (in Rs.)	MAV (Multi Axle Vehicle Count)	Total MAV (Multi Axle Vehicle) Amount (in Rs.)	Three Axle Count	Three Axle Count Amount (in Rs.)	FASTag Debit Adjustment/ Chargeback Received from Bank (Net) Note-5
1	2	3	4	5	8	9	10	11	12	13	
Single Journey	4079	192562	1196	197825	933	77749	2876	1020125	0	0	1034
Monthly Pass Sales	0	0	0	0	0	0	0	0	0	0	0
Daily Pass Sales	2193	154670	351	86894	390	48595	581	308835	0	0	0
Local Pass Sales	0	0	0	0	0	0	0	0	0	0	0
Return Pass Sales	0	0	0	0	0	0	0	0	0	0	0
Double User Fee (FASTag Lane Violation) (Note-6)	229	21620	2	992	7	1080	4	1424	0	0	0
1.25 times User Fee via UPI (FASTag Lane Violation) (Note-9)	333	19681	22	4745	18	1868	13	5769	0	0	0

Traffic and Revenue Receivable (Annual Pass - Note 7)		
Transaction Type	Car/Jeep Count	Total Car/ Jeep Amount (in Rs.)
1	2	3
Annual Pass	724	39648

Total Non-Tollable Traffic Count Entry Details (Note-2)						
Transaction Type	Car/Jeep Count	Bus/Truck Count	LCV Count	MAV (Multi Axle Vehicle Count)	Three Axle Count	
1	2	3	5	6	7	
Reuse & Exit	2378	385	422	602	0	0
Exemption & Violation	6794	293	166	354	0	0

Notes

1. Fee for Fastag vehicles passing two toll plazas, is collected at two plazas in few cases and therefore section wise traffic details will not be available at one plaza for same.
2. All Non-tollable traffic could not be recorded/reported due to unavailability of adequate Lanes & systems. Non-Tollable count includes Reuse of daily/return/monthly pass, exit trips, exemption and violations.
3. Reporting (FASTag/Cash/Card) - 12:00:00 AM to 11:59:59 PM.
4. Fastag Collection is net of Acquiring Bank Charges
5. FASTag Debit Adjustment/Chargeback Received from Bank (Net)
6. Double user fee (from cash vehicles entering dedicated Fastag lane) collected from vehicles are reported separately (count and revenue). These are included in vehicle category wise count and revenue.
7. Annual FASTag pass w.e.f. 15 August 2025 as per directions of MPEL vide letter no MPEL/DIC/2025/676 dated August 14, 2025.
8. Annual Pass Toll Revenue receivable (as given in the table above) is not included in the column 'Fee Collected'.
9. '1.25' times User Fee via UPI for vehicles without a valid FASTag w.e.f. 15 November 2025 as per directions of MPEL vide letter no MPEL/02/DIC/968 dated 10 November 2025.



MONTHLY/DAILY FEE STATEMENT

Project Highway: National Highway NH-48

Day/Month: 19-Mar-2026

Sr. No.	Name of Toll Plaza Location	Chainage
1	National Highway NH-48 (from Km. 20+400 to 131+200) Varsoli	60+050

Type of Vehicle	For corresponding day/month of previous year 19-Mar-2025		For preceding day/month 18-Mar-2026		For the day/month reported upon 19-Mar-2026		
	No. of Vehicles	Fee collected (in lakh Rs.)	No. of Vehicles	Fee collected (in lakh Rs.)	Fee per Vehicle (in Rs.)	No. of Vehicles	Fee collected (in lakh Rs.)
1	2	3	4	5	6	7	8
A-Car (Note-7)	6896	408662	6834	388533	Note-1	6682	382333
B-LCV	1293	125324	1348	129291		1094	102868
C-Bus	1550	290116	1571	290456		1290	239809
D-Truck	0	0	0	0		0	0
E-Three-axle vehicle	0	0	0	0		0	0
F-Multi-axle Truck	3654	1394064	3474	1336153		3129	1182244
G-Oversized vehicle	0	0	0	0		0	0
FASTag Debit Adjustment/ Chargeback Received from Bank (Net) (Note-5)	0	1116	0	1034	Note-5	0	0
H- Total	13393	2219281	13227	2145467		12195	1907255

Day/Month wise Opening Balance of Toll Collection & Traffic

Day	19										
Month	3										
Year	2026										
Toll Depositing Bank	State Bank Of India										
Bank Account No.	39177623786										
Transaction Type	Car/Jeep Count	Total Car/ Jeep Amount (in Rs.)	Bus/Truck Count	Total Bus / Truck Amount (in Rs.)	LCV Count	Total LCV Amount (in Rs.)	MAV (Multi Axle Vehicle Count)	Total MAV (Multi Axle Vehicle) Amount (in Rs.)	Three Axle Count	Three Axle Count Amount (in Rs.)	FASTag Debit Adjustment/ Chargeback Received from Bank (Net) Note-5
1	2	3	4	5	8	9	10	11	12	13	
Single Journey	3881	183117	1023	169092	817	68334	2733	969573	0	0	0
Monthly Pass Sales	0	0	1	4950	0	0	1	5340	0	0	0
Daily Pass Sales	2198	154977	253	62715	266	33226	372	197739	0	0	0
Local Pass Sales	0	0	0	0	0	0	0	0	0	0	0
Return Pass Sales	0	0	0	0	0	0	0	0	0	0	0
Double User Fee (FASTag Lane Violation) (Note-6)	250	23500	3	990	4	582	7	2492	0	0	0
1.25 times User Fee via UPI (FASTag Lane Violation) (Note-9)	353	20739	10	2063	7	726	16	7100	0	0	0

Traffic and Revenue Receivable (Annual Pass - Note 7)		
Transaction Type	Car/Jeep Count	Total Car/ Jeep Amount (in Rs.)
1	2	3
Annual Pass	612	33068

Total Non-Tollable Traffic Count Entry Details (Note-2)						
Transaction Type	Car/Jeep Count	Bus/Truck Count	LCV Count	MAV (Multi Axle Vehicle Count)	Three Axle Count	
1	2	3	5	6	7	
Reuse & Exit	2348	277	282	389		0
Exemption & Violation	6749	243	129	260		0



Notes

1. Fee for Fastag vehicles passing two toll plazas, is collected at two plazas in few cases and therefore section wise traffic details will not be available at one plaza for same.
2. All Non-tollable traffic could not be recorded/reported due to unavailability of adequate Lanes & systems. Non-Tollable count includes Reuse of daily/return/monthly pass, exit trips, exemption and violations.
3. Reporting (FASTag/Cash/Card) - 12:00:00 AM to 11:59:59 PM.
4. FASTag Collection is net of Acquiring Bank Charges
5. FASTag Debit Adjustment/Chargeback Received from Bank (Net)
6. Double user fee (from cash vehicles entering dedicated Fastag lane) collected from vehicles are reported separately (count and revenue). These are included in vehicle category wise count and revenue.
7. Annual FASTag pass w.e.f. 15 August 2025 as per directions of MPEL vide letter no MPEL/DIC/2025/676 dated August 14, 2025.
8. Annual Pass Toll Revenue receivable (as given in the table above) is not included in the column 'Fee Collected'.
9. '1.25' times User Fee via UPI for vehicles without a valid FASTag w.e.f. 15 November 2025 as per directions of MPEL vide letter no MPEL/02/DIC/968 dated 10 November 2025.

MONTHLY/DAILY FEE STATEMENT

Project Highway: National Highway NH-48

Day/Month: 20-Mar-2026

Sr. No.	Name of Toll Plaza Location	Chainage
1	National Highway NH-48 (from Km. 20+400 to 131+200) Varsoli	60+050

Type of Vehicle	For corresponding day/month of previous year 20-Mar-2025		For preceding day/month 19-Mar-2026		For the day/month reported upon 20-Mar-2026		
	No. of Vehicles	Fee collected (in lakh Rs.)	No. of Vehicles	Fee collected (in lakh Rs.)	Fee per Vehicle (in Rs.)	No. of Vehicles	Fee collected (in lakh Rs.)
1	2	3	4	5	6	7	8
A-Car (Note-7)	6702	394549	6682	382333	Note-1	7429	426335
B-LCV	1338	130853	1094	102868		1179	114922
C-Bus	1555	288300	1290	239809		1242	229039
D-Truck	0	0	0	0		0	0
E-Three-axle vehicle	0	0	0	0		0	0
F-Multi-axle Truck	3913	1494395	3129	1182244		2680	1024794
G-Oversized vehicle	0	0	0	0		0	0
FASTag Debit Adjustment/ Chargeback Received from Bank (Net) (Note-5)	0	0	0	0	Note-5	0	2214
H- Total	13508	2308098	12195	1907255		12530	1797304

Day/Month wise Opening Balance of Toll Collection & Traffic

Day	20										
Month	3										
Year	2026										
Toll Depositing Bank	State Bank Of India										
Bank Account No.	39177623786										
Transaction Type	Car/Jeep Count	Total Car/ Jeep Amount (in Rs.)	Bus/Truck Count	Total Bus / Truck Amount (in Rs.)	LCV Count	Total LCV Amount (in Rs.)	MAV (Multi Axle Vehicle Count)	Total MAV (Multi Axle Vehicle) Amount (in Rs.)	Three Axle Count	Three Axle Count Amount (in Rs.)	FASTag Debit Adjustment/ Chargeback Received from Bank (Net) Note-5
1	2	3	4	5	8	9	10	11	12	13	
Single Journey	4289	202758	948	156424	777	64852	2253	798521	0	0	2214
Monthly Pass Sales	0	0	0	0	0	0	0	0	0	0	0
Daily Pass Sales	2511	176847	284	70553	385	48057	420	223254	0	0	0
Local Pass Sales	0	0	0	0	0	0	0	0	0	0	0
Return Pass Sales	0	0	0	0	0	0	0	0	0	0	0
Double User Fee (FASTag Lane Violation) (Note-6)	273	25756	0	0	4	664	1	356	0	0	0
1.25 times User Fee via UPI (FASTag Lane Violation) (Note-9)	356	20974	10	2063	13	1349	6	2663	0	0	0

Traffic and Revenue Receivable (Annual Pass - Note 7)		
Transaction Type	Car/Jeep Count	Total Car/ Jeep Amount (in Rs.)
1	2	3
Annual Pass	756	40422

Total Non-Tollable Traffic Count Entry Details (Note-2)						
Transaction Type	Car/Jeep Count	Bus/Truck Count	LCV Count	MAV (Multi Axle Vehicle Count)	Three Axle Count	
1	2	3	5	6	7	
Reuse & Exit	2736	320	405	431		0
Exemption & Violation	7119	294	153	284		0



Notes

1. Fee for Fastag vehicles passing two toll plazas, is collected at two plazas in few cases and therefore section wise traffic details will not be available at one plaza for same.
2. All Non-tollable traffic could not be recorded/reported due to unavailability of adequate Lanes & systems. Non-Tollable count includes Reuse of daily/return/monthly pass, exit trips, exemption and violations.
3. Reporting (FASTag/Cash/Card) - 12:00:00 AM to 11:59:59 PM.
4. Fastag Collection is net of Acquiring Bank Charges
5. FASTag Debit Adjustment/Chargeback Received from Bank (Net)
6. Double user fee (from cash vehicles entering dedicated Fastag lane) collected from vehicles are reported separately (count and revenue). These are included in vehicle category wise count and revenue.
7. Annual FASTag pass w.e.f. 15 August 2025 as per directions of MPEL vide letter no MPEL/DIC/2025/676 dated August 14, 2025.
8. Annual Pass Toll Revenue receivable (as given in the table above) is not included in the column 'Fee Collected'.
9. '1.25' times User Fee via UPI for vehicles without a valid FASTag w.e.f. 15 November 2025 as per directions of MPEL vide letter no MPEL/02/DIC/968 dated 10 November 2025.

MONTHLY/DAILY FEE STATEMENT

Project Highway: National Highway NH-48

Day/Month: 21-Mar-2026

Sr. No.	Name of Toll Plaza Location	Chainage
1	Varsoli National Highway NH-48 (from Km. 20+400 to 131+200)	60+050

Type of Vehicle	For corresponding day/month of previous year 21-Mar-2025		For preceding day/month 20-Mar-2026		For the day/month reported upon 21-Mar-2026		
	No. of Vehicles	Fee collected (in lakh Rs.)	No. of Vehicles	Fee collected (in lakh Rs.)	Fee per Vehicle (in Rs.)	No. of Vehicles	Fee collected (in lakh Rs.)
1	2	3	4	5	6	7	8
A-Car (Note-7)	7821	465727	7429	426335	Note-1	9806	561812
B-LCV	1291	126109	1179	114922		1229	118180
C-Bus	1562	293173	1242	229039		1364	251494
D-Truck	0	0	0	0		0	0
E-Three-axle vehicle	0	0	0	0		0	0
F-Multi-axle Truck	3703	1414146	2680	1024794		3230	1242065
G-Oversized vehicle	0	0	0	0		0	0
FASTag Debit Adjustment/ Chargeback Received from Bank (Net) (Note-5)	0	244	0	2214	Note-5	0	0
H- Total	14377	2299398	12530	1797304		15629	2173552

Day/Month wise Opening Balance of Toll Collection & Traffic

Day	21										
Month	3										
Year	2026										
Toll Depositing Bank	State Bank Of India										
Bank Account No.	39177623786										
Transaction Type	Car/Jeep Count	Total Car/ Jeep Amount (in Rs.)	Bus/Truck Count	Total Bus / Truck Amount (in Rs.)	LCV Count	Total LCV Amount (in Rs.)	MAV (Multi Axle Vehicle Count)	Total MAV (Multi Axle Vehicle) Amount (in Rs.)	Three Axle Count	Three Axle Count Amount (in Rs.)	FASTag Debit Adjustment/ Chargeback Received from Bank (Net) Note-5
1	2	3	4	5	8	9	10	11	12	13	
Single Journey	5683	267886	1049	173555	846	70765	2709	961188	0	0	0
Monthly Pass Sales	0	0	0	0	0	0	1	5340	0	0	0
Daily Pass Sales	3230	227739	294	72865	369	45901	506	269146	0	0	0
Local Pass Sales	0	0	0	0	0	0	0	0	0	0	0
Return Pass Sales	0	0	0	0	0	0	0	0	0	0	0
Double User Fee (FASTag Lane Violation) (Note-6)	378	35814	6	1980	1	166	2	1066	0	0	0
1.25 times User Fee via UPI (FASTag Lane Violation) (Note-9)	515	30374	15	3094	13	1349	12	5325	0	0	0

Traffic and Revenue Receivable (Annual Pass - Note 7)		
Transaction Type	Car/Jeep Count	Total Car/ Jeep Amount (in Rs.)
1	2	3
Annual Pass	1111	59666

Total Non-Tollable Traffic Count Entry Details (Note-2)						
Transaction Type	Car/Jeep Count	Bus/Truck Count	LCV Count	MAV (Multi Axle Vehicle Count)	Three Axle Count	
1	2	3	5	6	7	
Reuse & Exit	3591	332	396	528		0
Exemption & Violation	7424	256	140	259		0



Notes

1. Fee for Fastag vehicles passing two toll plazas, is collected at two plazas in few cases and therefore section wise traffic details will not be available at one plaza for same.
2. All Non-tollable traffic could not be recorded/reported due to unavailability of adequate Lanes & systems. Non-Tollable count includes Reuse of daily/return/monthly pass, exit trips, exemption and violations.
3. Reporting (FASTag/Cash/Card) - 12:00:00 AM to 11:59:59 PM.
4. Fastag Collection is net of Acquiring Bank Charges
5. FASTag Debit Adjustment/Chargeback Received from Bank (Net)
6. Double user fee (from cash vehicles entering dedicated Fastag lane) collected from vehicles are reported separately (count and revenue). These are included in vehicle category wise count and revenue.
7. Annual FASTag pass w.e.f. 15 August 2025 as per directions of MPEL vide letter no MPEL/DIC/2025/676 dated August 14, 2025.
8. Annual Pass Toll Revenue receivable (as given in the table above) is not included in the column 'Fee Collected'.
9. '1.25' times User Fee via UPI for vehicles without a valid FASTag w.e.f. 15 November 2025 as per directions of MPEL vide letter no MPEL/02/DIC/968 dated 10 November 2025.

MONTHLY/DAILY FEE STATEMENT

Project Highway: National Highway NH-48

Day/Month: 22-Mar-2026

Sr. No.	Name of Toll Plaza Location	Chainage
1	Varsoli National Highway NH-48 (from Km. 20+400 to 131+200)	60+050

Type of Vehicle	For corresponding day/month of previous year 22-Mar-2025		For preceding day/month 21-Mar-2026		For the day/month reported upon 22-Mar-2026		
	No. of Vehicles	Fee collected (in lakh Rs.)	No. of Vehicles	Fee collected (in lakh Rs.)	Fee per Vehicle (in Rs.)	No. of Vehicles	Fee collected (in lakh Rs.)
1	2	3	4	5	6	7	8
A-Car (Note-7)	10093	584425	9806	561812	Note-1	11012	632931
B-LCV	1374	133806	1229	118180		936	88965
C-Bus	1558	288843	1364	251494		1085	200487
D-Truck	0	0	0	0		0	0
E-Three-axle vehicle	0	0	0	0		0	0
F-Multi-axle Truck	3777	1453586	3230	1242065		2659	1007389
G-Oversized vehicle	0	0	0	0		0	0
FASTag Debit Adjustment/ Chargeback Received from Bank (Net) (Note-5)	0	893	0	0	Note-5	0	-47
H- Total	16802	2461553	15629	2173552		15692	1929725

Day/Month wise Opening Balance of Toll Collection & Traffic

Day	22										
Month	3										
Year	2026										
Toll Depositing Bank	State Bank Of India										
Bank Account No.	39177623786										
Transaction Type	Car/Jeep Count	Total Car/ Jeep Amount (in Rs.)	Bus/Truck Count	Total Bus / Truck Amount (in Rs.)	LCV Count	Total LCV Amount (in Rs.)	MAV (Multi Axle Vehicle Count)	Total MAV (Multi Axle Vehicle) Amount (in Rs.)	Three Axle Count	Three Axle Count Amount (in Rs.)	FASTag Debit Adjustment/ Chargeback Received from Bank (Net)
1	2	3	4	5	8	9	10	11	12	13	Note-5
Single Journey	6337	298704	829	136989	673	56151	2397	850028	0	0	-47
Monthly Pass Sales	0	0	0	0	0	0	4	21360	0	0	0
Daily Pass Sales	3461	243681	232	57434	250	31154	249	132358	0	0	0
Local Pass Sales	0	0	0	0	0	0	0	0	0	0	0
Return Pass Sales	0	0	0	0	0	0	0	0	0	0	0
Double User Fee (FASTag Lane Violation) (Note-6)	541	50948	9	2970	5	830	4	1424	0	0	0
1.25 times User Fee via UPI (FASTag Lane Violation) (Note-9)	673	39598	15	3094	8	830	5	2219	0	0	0

Traffic and Revenue Receivable (Annual Pass - Note 7)		
Transaction Type	Car/Jeep Count	Total Car/ Jeep Amount (in Rs.)
1	2	3
Annual Pass	1171	63371

Total Non-Tollable Traffic Count Entry Details (Note-2)						
Transaction Type	Car/Jeep Count	Bus/Truck Count	LCV Count	MAV (Multi Axle Vehicle Count)	Three Axle Count	
1	2	3	5	6	7	
Reuse & Exit	3750	261	268	263		0
Exemption & Violation	7138	258	135	247		0



Notes

1. Fee for Fastag vehicles passing two toll plazas, is collected at two plazas in few cases and therefore section wise traffic details will not be available at one plaza for same.
2. All Non-tollable traffic could not be recorded/reported due to unavailability of adequate Lanes & systems. Non-Tollable count includes Reuse of daily/return/monthly pass, exit trips, exemption and violations.
3. Reporting (FASTag/Cash/Card) - 12:00:00 AM to 11:59:59 PM.
4. Fastag Collection is net of Acquiring Bank Charges
5. FASTag Debit Adjustment/Chargeback Received from Bank (Net)
6. Double user fee (from cash vehicles entering dedicated Fastag lane) collected from vehicles are reported separately (count and revenue). These are included in vehicle category wise count and revenue.
7. Annual FASTag pass w.e.f. 15 August 2025 as per directions of MPEL vide letter no MPEL/DIC/2025/676 dated August 14, 2025.
8. Annual Pass Toll Revenue receivable (as given in the table above) is not included in the column 'Fee Collected'.
9. '1.25' times User Fee via UPI for vehicles without a valid FASTag w.e.f. 15 November 2025 as per directions of MPEL vide letter no MPEL/02/DIC/968 dated 10 November 2025.

MONTHLY/DAILY FEE STATEMENT

Project Highway: National Highway NH-48

Day/Month: 23-Mar-2026

Sr. No.	Name of Toll Plaza Location	Chainage
1	National Highway NH-48 (from Km. 20+400 to 131+200) Varsoli	60+050

Type of Vehicle	For corresponding day/month of previous year 23-Mar-2025		For preceding day/month 22-Mar-2026		For the day/month reported upon 23-Mar-2026		
	No. of Vehicles	Fee collected (in lakh Rs.)	No. of Vehicles	Fee collected (in lakh Rs.)	Fee per Vehicle (in Rs.)	No. of Vehicles	Fee collected (in lakh Rs.)
1	2	3	4	5	6	7	8
A-Car (Note-7)	11098	662575	11012	632931	Note-1	7836	445024
B-LCV	941	89561	936	88965		1087	105024
C-Bus	1295	238202	1085	200487		1217	223595
D-Truck	0	0	0	0		0	0
E-Three-axle vehicle	0	0	0	0		0	0
F-Multi-axle Truck	3142	1172195	2659	1007389		2662	1000613
G-Oversized vehicle	0	0	0	0		0	0
FASTag Debit Adjustment/ Chargeback Received from Bank (Net) (Note-5)	0	-23	0	-47	Note-5	0	2371
H- Total	16476	2162510	15692	1929725		12802	1776627

Day/Month wise Opening Balance of Toll Collection & Traffic

Day	23										
Month	3										
Year	2026										
Toll Depositing Bank	State Bank Of India										
Bank Account No.	39177623786										
Transaction Type	Car/Jeep Count	Total Car/ Jeep Amount (in Rs.)	Bus/Truck Count	Total Bus / Truck Amount (in Rs.)	LCV Count	Total LCV Amount (in Rs.)	MAV (Multi Axle Vehicle Count)	Total MAV (Multi Axle Vehicle) Amount (in Rs.)	Three Axle Count	Three Axle Count Amount (in Rs.)	FASTag Debit Adjustment/ Chargeback Received from Bank (Net)
1	2	3	4	5	8	9	10	11	12	13	Note-5
Single Journey	4685	221288	951	157250	735	61316	2341	830419	0	0	2371
Monthly Pass Sales	0	0	0	0	0	0	0	0	0	0	0
Daily Pass Sales	2304	162347	249	61725	339	42173	314	166909	0	0	0
Local Pass Sales	0	0	0	0	0	0	0	0	0	0	0
Return Pass Sales	0	0	0	0	0	0	0	0	0	0	0
Double User Fee (FASTag Lane Violation) (Note-6)	320	30174	9	2970	3	498	2	1066	0	0	0
1.25 times User Fee via UPI (FASTag Lane Violation) (Note-9)	527	31215	8	1650	10	1038	5	2219	0	0	0

Traffic and Revenue Receivable (Annual Pass - Note 7)		
Transaction Type	Car/Jeep Count	Total Car/ Jeep Amount (in Rs.)
1	2	3
Annual Pass	914	49270

Total Non-Tollable Traffic Count Entry Details (Note-2)						
Transaction Type	Car/Jeep Count	Bus/Truck Count	LCV Count	MAV (Multi Axle Vehicle Count)	Three Axle Count	
1	2	3	5	6	7	
Reuse & Exit	2543	286	364	333		0
Exemption & Violation	7911	293	146	266		0



Notes

1. Fee for Fastag vehicles passing two toll plazas, is collected at two plazas in few cases and therefore section wise traffic details will not be available at one plaza for same.
2. All Non-tollable traffic could not be recorded/reported due to unavailability of adequate Lanes & systems. Non-Tollable count includes Reuse of daily/return/monthly pass, exit trips, exemption and violations.
3. Reporting (FASTag/Cash/Card) - 12:00:00 AM to 11:59:59 PM.
4. Fastag Collection is net of Acquiring Bank Charges
5. FASTag Debit Adjustment/Chargeback Received from Bank (Net)
6. Double user fee (from cash vehicles entering dedicated Fastag lane) collected from vehicles are reported separately (count and revenue). These are included in vehicle category wise count and revenue.
7. Annual FASTag pass w.e.f. 15 August 2025 as per directions of MPEL vide letter no MPEL/DIC/2025/676 dated August 14, 2025.
8. Annual Pass Toll Revenue receivable (as given in the table above) is not included in the column 'Fee Collected'.
9. '1.25' times User Fee via UPI for vehicles without a valid FASTag w.e.f. 15 November 2025 as per directions of MPEL vide letter no MPEL/02/DIC/968 dated 10 November 2025.

MONTHLY/DAILY FEE STATEMENT

Project Highway: National Highway NH-48

Day/Month: 24-Mar-2026

Sr. No.	Name of Toll Plaza Location	Chainage
1	National Highway NH-48 (from Km. 20+400 to 131+200) Varsoli	60+050

Type of Vehicle	For corresponding day/month of previous year 24-Mar-2025		For preceding day/month 23-Mar-2026		For the day/month reported upon 24-Mar-2026		
	No. of Vehicles	Fee collected (in lakh Rs.)	No. of Vehicles	Fee collected (in lakh Rs.)	Fee per Vehicle (in Rs.)	No. of Vehicles	Fee collected (in lakh Rs.)
1	2	3	4	5	6	7	8
A-Car (Note-7)	6519	378491	7836	445024	Note-1	7849	450401
B-LCV	1083	105533	1087	105024		1371	132407
C-Bus	1310	243155	1217	223595		1610	300585
D-Truck	0	0	0	0		0	0
E-Three-axle vehicle	0	0	0	0		0	0
F-Multi-axle Truck	3263	1251921	2662	1000613		3432	1311149
G-Oversized vehicle	0	0	0	0		0	0
FASTag Debit Adjustment/ Chargeback Received from Bank (Net) (Note-5)	0	2556	0	2371	Note-5	0	1643
H- Total	12175	1981657	12802	1776627		14262	2196185

Day/Month wise Opening Balance of Toll Collection & Traffic

Day	24										
Month	3										
Year	2026										
Toll Depositing Bank	State Bank Of India										
Bank Account No.	39177623786										
Transaction Type	Car/Jeep Count	Total Car/ Jeep Amount (in Rs.)	Bus/Truck Count	Total Bus / Truck Amount (in Rs.)	LCV Count	Total LCV Amount (in Rs.)	MAV (Multi Axle Vehicle Count)	Total MAV (Multi Axle Vehicle) Amount (in Rs.)	Three Axle Count	Three Axle Count Amount (in Rs.)	FASTag Debit Adjustment/ Chargeback Received from Bank (Net)
1	2	3	4	5	8	9	10	11	12	13	Note-5
Single Journey	4545	214435	1199	198427	935	78194	2893	1026390	0	0	1643
Monthly Pass Sales	0	0	0	0	0	0	0	0	0	0	0
Daily Pass Sales	2509	176863	393	97455	416	51826	514	273221	0	0	0
Local Pass Sales	0	0	0	0	0	0	0	0	0	0	0
Return Pass Sales	0	0	0	0	0	0	0	0	0	0	0
Double User Fee (FASTag Lane Violation) (Note-6)	349	32900	8	2640	5	830	3	1776	0	0	0
1.25 times User Fee via UPI (FASTag Lane Violation) (Note-9)	446	26203	10	2063	15	1556	22	9763	0	0	0

Traffic and Revenue Receivable (Annual Pass - Note 7)		
Transaction Type	Car/Jeep Count	Total Car/ Jeep Amount (in Rs.)
1	2	3
Annual Pass	718	38653

Total Non-Tollable Traffic Count Entry Details (Note-2)						
Transaction Type	Car/Jeep Count	Bus/Truck Count	LCV Count	MAV (Multi Axle Vehicle Count)	Three Axle Count	
1	2	3	5	6	7	
Reuse & Exit	2717	441	441	532		0
Exemption & Violation	7365	321	221	284		0

Notes

1. Fee for Fastag vehicles passing two toll plazas, is collected at two plazas in few cases and therefore section wise traffic details will not be available at one plaza for same.
2. All Non-tollable traffic could not be recorded/reported due to unavailability of adequate Lanes & systems. Non-Tollable count includes Reuse of daily/return/monthly pass, exit trips, exemption and violations.
3. Reporting (FASTag/Cash/Card) - 12:00:00 AM to 11:59:59 PM.
4. Fastag Collection is net of Acquiring Bank Charges
5. FASTag Debit Adjustment/Chargeback Received from Bank (Net)
6. Double user fee (from cash vehicles entering dedicated Fastag lane) collected from vehicles are reported separately (count and revenue). These are included in vehicle category wise count and revenue.
7. Annual FASTag pass w.e.f. 15 August 2025 as per directions of MPEL vide letter no MPEL/DIC/2025/676 dated August 14, 2025.
8. Annual Pass Toll Revenue receivable (as given in the table above) is not included in the column 'Fee Collected'.
9. '1.25' times User Fee via UPI for vehicles without a valid FASTag w.e.f. 15 November 2025 as per directions of MPEL vide letter no MPEL/02/DIC/968 dated 10 November 2025.



MONTHLY/DAILY FEE STATEMENT

Project Highway: National Highway NH-48

Day/Month: 25-Mar-2026

Sr. No.	Name of Toll Plaza Location	Chainage
1	National Highway NH-48 (from Km. 20+400 to 131+200) Varsoli	60+050

Type of Vehicle	For corresponding day/month of previous year 25-Mar-2025		For preceding day/month 24-Mar-2026		For the day/month reported upon 25-Mar-2026		
	No. of Vehicles	Fee collected (in lakh Rs.)	No. of Vehicles	Fee collected (in lakh Rs.)	Fee per Vehicle (in Rs.)	No. of Vehicles	Fee collected (in lakh Rs.)
1	2	3	4	5	6	7	8
A-Car (Note-7)	6767	401822	7849	450401	Note-1	9601	552587
B-LCV	1322	128527	1371	132407		1355	131347
C-Bus	1510	282409	1610	300585		1450	267755
D-Truck	0	0	0	0		0	0
E-Three-axle vehicle	0	0	0	0		0	0
F-Multi-axle Truck	3761	1446508	3432	1311149		2646	996079
G-Oversized vehicle	0	0	0	0		0	0
FASTag Debit Adjustment/ Chargeback Received from Bank (Net) (Note-5)	0	1190	0	1643	Note-5	0	1057
H- Total	13360	2260456	14262	2196185		15052	1948825

Day/Month wise Opening Balance of Toll Collection & Traffic

Day	25										
Month	3										
Year	2026										
Toll Depositing Bank	State Bank Of India										
Bank Account No.	39177623786										
Transaction Type	Car/Jeep Count	Total Car/ Jeep Amount (in Rs.)	Bus/Truck Count	Total Bus / Truck Amount (in Rs.)	LCV Count	Total LCV Amount (in Rs.)	MAV (Multi Axle Vehicle Count)	Total MAV (Multi Axle Vehicle) Amount (in Rs.)	Three Axle Count	Three Axle Count Amount (in Rs.)	FASTag Debit Adjustment/ Chargeback Received from Bank (Net) Note-5
1	2	3	4	5	8	9	10	11	12	13	
Single Journey	5627	265468	1110	183337	908	75790	2304	816830	0	0	1057
Monthly Pass Sales	0	0	0	0	0	0	0	0	0	0	0
Daily Pass Sales	2871	202272	319	79136	429	53400	310	164783	0	0	0
Local Pass Sales	0	0	0	0	0	0	0	0	0	0	0
Return Pass Sales	0	0	0	0	0	0	0	0	0	0	0
Double User Fee (FASTag Lane Violation) (Note-6)	557	52358	5	1982	3	498	1	710	0	0	0
1.25 times User Fee via UPI (FASTag Lane Violation) (Note-9)	546	32489	16	3300	15	1660	31	13756	0	0	0

Traffic and Revenue Receivable (Annual Pass - Note 7)		
Transaction Type	Car/Jeep Count	Total Car/ Jeep Amount (in Rs.)
1	2	3
Annual Pass	786	42081

Total Non-Tollable Traffic Count Entry Details (Note-2)					
Transaction Type	Car/Jeep Count	Bus/Truck Count	LCV Count	MAV (Multi Axle Vehicle Count)	Three Axle Count
1	2	3	5	6	7
Reuse & Exit	3114	381	461	320	0
Exemption & Violation	10606	318	156	286	0



Notes

1. Fee for Fastag vehicles passing two toll plazas, is collected at two plazas in few cases and therefore section wise traffic details will not be available at one plaza for same.
2. All Non-tollable traffic could not be recorded/reported due to unavailability of adequate Lanes & systems. Non-Tollable count includes Reuse of daily/return/monthly pass, exit trips, exemption and violations.
3. Reporting (FASTag/Cash/Card) - 12:00:00 AM to 11:59:59 PM.
4. Fastag Collection is net of Acquiring Bank Charges
5. FASTag Debit Adjustment/Chargeback Received from Bank (Net)
6. Double user fee (from cash vehicles entering dedicated Fastag lane) collected from vehicles are reported separately (count and revenue). These are included in vehicle category wise count and revenue.
7. Annual FASTag pass w.e.f. 15 August 2025 as per directions of MPEL vide letter no MPEL/DIC/2025/676 dated August 14, 2025.
8. Annual Pass Toll Revenue receivable (as given in the table above) is not included in the column 'Fee Collected'.
9. '1.25' times User Fee via UPI for vehicles without a valid FASTag w.e.f. 15 November 2025 as per directions of MPEL vide letter no MPEL/02/DIC/968 dated 10 November 2025.

MONTHLY/DAILY FEE STATEMENT

Project Highway: National Highway NH-48

Day/Month: 26-Mar-2026

Sr. No.	Name of Toll Plaza Location	Chainage
National Highway NH-48 (from Km. 20+400 to 131+200)		
1	Varsoli	60+050

Type of Vehicle	For corresponding day/month of previous year 26-Mar-2025		For preceding day/month 25-Mar-2026		For the day/month reported upon 26-Mar-2026		
	No. of Vehicles	Fee collected (in lakh Rs.)	No. of Vehicles	Fee collected (in lakh Rs.)	Fee per Vehicle (in Rs.)	No. of Vehicles	Fee collected (in lakh Rs.)
1	2	3	4	5	6	7	8
A-Car (Note-7)	7011	414759	9601	552587	Note-1	8983	510796
B-LCV	1331	128584	1355	131347		1368	130953
C-Bus	1605	301267	1450	267755		1321	244155
D-Truck	0	0	0	0		0	0
E-Three-axle vehicle	0	0	0	0		0	0
F-Multi-axle Truck	3905	1490335	2646	996079		2458	906538
G-Oversized vehicle	0	0	0	0		0	0
FASTag Debit Adjustment/ Chargeback Received from Bank (Net) (Note-5)	0	809	0	1057	Note-5	0	0
H- Total	13852	2335754	15052	1948825		14130	1792442

Day/Month wise Opening Balance of Toll Collection & Traffic

Day	26
Month	3
Year	2026
Toll Depositing Bank	State Bank Of India
Bank Account No.	39177623786

Transaction Type	Car/Jeep Count	Total Car/ Jeep Amount (in Rs.)	Bus/Truck Count	Total Bus / Truck Amount (in Rs.)	LCV Count	Total LCV Amount (in Rs.)	MAV (Multi Axle Vehicle Count)	Total MAV (Multi Axle Vehicle) Amount (in Rs.)	Three Axle Count	Three Axle Count Amount (in Rs.)	FASTag Debit Adjustment/ Chargeback Received from Bank (Net) Note-5
1	2	3	4	5	8	9	10	11	12	13	
Single Journey	5486	258699	1009	166917	973	81399	2256	799945	0	0	0
Monthly Pass Sales	0	0	0	0	0	0	0	0	0	0	0
Daily Pass Sales	2615	184323	301	74598	372	46400	184	97807	0	0	0
Local Pass Sales	0	0	0	0	0	0	0	0	0	0	0
Return Pass Sales	0	0	0	0	0	0	0	0	0	0	0
Double User Fee (FASTag Lane Violation) (Note-6)	445	41924	3	990	8	1494	3	2130	0	0	0
1.25 times User Fee via UPI (FASTag Lane Violation) (Note-9)	437	25850	8	1650	15	1660	15	6656	0	0	0

Traffic and Revenue Receivable (Annual Pass - Note 7)		
Transaction Type	Car/Jeep Count	Total Car/ Jeep Amount (in Rs.)
1	2	3
Annual Pass	763	40754

Total Non-Tollable Traffic Count Entry Details (Note-2)					
Transaction Type	Car/Jeep Count	Bus/Truck Count	LCV Count	MAV (Multi Axle Vehicle Count)	Three Axle Count
1	2	3	5	6	7
Reuse & Exit	2880	355	396	191	0
Exemption & Violation	9914	379	198	282	0



Notes

1. Fee for Fastag vehicles passing two toll plazas, is collected at two plazas in few cases and therefore section wise traffic details will not be available at one plaza for same.
2. All Non-tollable traffic could not be recorded/reported due to unavailability of adequate Lanes & systems. Non-Tollable count includes Reuse of daily/return/monthly pass, exit trips, exemption and violations.
3. Reporting (FASTag/Cash/Card) - 12:00:00 AM to 11:59:59 PM.
4. Fastag Collection is net of Acquiring Bank Charges
5. FASTag Debit Adjustment/Chargeback Received from Bank (Net)
6. Double user fee (from cash vehicles entering dedicated Fastag lane) collected from vehicles are reported separately (count and revenue). These are included in vehicle category wise count and revenue.
7. Annual FASTag pass w.e.f. 15 August 2025 as per directions of MPEL vide letter no MPEL/DIC/2025/676 dated August 14, 2025.
8. Annual Pass Toll Revenue receivable (as given in the table above) is not included in the column 'Fee Collected'.
9. '1.25' times User Fee via UPI for vehicles without a valid FASTag w.e.f. 15 November 2025 as per directions of MPEL vide letter no MPEL/02/DIC/968 dated 10 November 2025.

MONTHLY/DAILY FEE STATEMENT

Project Highway: National Highway NH-48

Day/Month: 27-Mar-2026

Sr. No.	Name of Toll Plaza Location	Chainage
1	Varsoli National Highway NH-48 (from Km. 20+400 to 131+200)	60+050

Type of Vehicle	For corresponding day/month of previous year 27-Mar-2025		For preceding day/month 26-Mar-2026		For the day/month reported upon 27-Mar-2026		
	No. of Vehicles	Fee collected (in lakh Rs.)	No. of Vehicles	Fee collected (in lakh Rs.)	Fee per Vehicle (in Rs.)	No. of Vehicles	Fee collected (in lakh Rs.)
1	2	3	4	5	6	7	8
A-Car (Note-7)	6913	407045	8983	510796	Note-1	7563	432414
B-LCV	1403	137069	1368	130953		1430	138080
C-Bus	1500	282384	1321	244155		1529	286147
D-Truck	0	0	0	0		0	0
E-Three-axle vehicle	0	0	0	0		0	0
F-Multi-axle Truck	3935	1514276	2458	906538		3580	1370642
G-Oversized vehicle	0	0	0	0		0	0
FASTag Debit Adjustment/ Chargeback Received from Bank (Net) (Note-5)	0	0	0	0	Note-5	0	2967
H- Total	13751	2340774	14130	1792442		14102	2230251

Day/Month wise Opening Balance of Toll Collection & Traffic

Day	27										
Month	3										
Year	2026										
Toll Depositing Bank	State Bank Of India										
Bank Account No.	39177623786										
Transaction Type	Car/Jeep Count	Total Car/ Jeep Amount (in Rs.)	Bus/Truck Count	Total Bus / Truck Amount (in Rs.)	LCV Count	Total LCV Amount (in Rs.)	MAV (Multi Axle Vehicle Count)	Total MAV (Multi Axle Vehicle) Amount (in Rs.)	Three Axle Count	Three Axle Count Amount (in Rs.)	FASTag Debit Adjustment/ Chargeback Received from Bank (Net) Note-5
1	2	3	4	5	8	9	10	11	12	13	
Single Journey	4386	207205	1113	183866	971	80926	3004	1065250	0	0	2967
Monthly Pass Sales	0	0	0	0	0	0	0	0	0	0	0
Daily Pass Sales	2471	174144	373	92422	440	54935	563	299267	0	0	0
Local Pass Sales	0	0	0	0	0	0	0	0	0	0	0
Return Pass Sales	0	0	0	0	0	0	0	0	0	0	0
Double User Fee (FASTag Lane Violation) (Note-6)	266	25098	8	2640	4	664	4	2132	0	0	0
1.25 times User Fee via UPI (FASTag Lane Violation) (Note-9)	440	25968	35	7219	15	1556	9	3994	0	0	0

Traffic and Revenue Receivable (Annual Pass - Note 7)		
Transaction Type	Car/Jeep Count	Total Car/ Jeep Amount (in Rs.)
1	2	3
Annual Pass	789	41860

Total Non-Tollable Traffic Count Entry Details (Note-2)						
Transaction Type	Car/Jeep Count	Bus/Truck Count	LCV Count	MAV (Multi Axle Vehicle Count)	Three Axle Count	
1	2	3	5	6	7	
Reuse & Exit	2658	417	465	594		0
Exemption & Violation	8006	298	181	263		0



Notes

1. Fee for Fastag vehicles passing two toll plazas, is collected at two plazas in few cases and therefore section wise traffic details will not be available at one plaza for same.
2. All Non-tollable traffic could not be recorded/reported due to unavailability of adequate Lanes & systems. Non-Tollable count includes Reuse of daily/return/monthly pass, exit trips, exemption and violations.
3. Reporting (FASTag/Cash/Card) - 12:00:00 AM to 11:59:59 PM.
4. Fastag Collection is net of Acquiring Bank Charges
5. FASTag Debit Adjustment/Chargeback Received from Bank (Net)
6. Double user fee (from cash vehicles entering dedicated Fastag lane) collected from vehicles are reported separately (count and revenue). These are included in vehicle category wise count and revenue.
7. Annual FASTag pass w.e.f. 15 August 2025 as per directions of MPEL vide letter no MPEL/DIC/2025/676 dated August 14, 2025.
8. Annual Pass Toll Revenue receivable (as given in the table above) is not included in the column 'Fee Collected'.
9. '1.25' times User Fee via UPI for vehicles without a valid FASTag w.e.f. 15 November 2025 as per directions of MPEL vide letter no MPEL/02/DIC/968 dated 10 November 2025.

MONTHLY/DAILY FEE STATEMENT

Project Highway: National Highway NH-48

Day/Month: 28-Mar-2026

Sr. No.	Name of Toll Plaza Location	Chainage
1	Varsoli National Highway NH-48 (from Km. 20+400 to 131+200)	60+050

Type of Vehicle	For corresponding day/month of previous year 28-Mar-2025		For preceding day/month 27-Mar-2026		For the day/month reported upon 28-Mar-2026		
	No. of Vehicles	Fee collected (in lakh Rs.)	No. of Vehicles	Fee collected (in lakh Rs.)	Fee per Vehicle (in Rs.)	No. of Vehicles	Fee collected (in lakh Rs.)
1	2	3	4	5	6	7	8
A-Car (Note-7)	7795	462647	7563	432414	Note-1	9500	538400
B-LCV	1363	133735	1430	138080		1443	139182
C-Bus	1509	280454	1529	286147		1493	276809
D-Truck	0	0	0	0		0	0
E-Three-axle vehicle	0	0	0	0		0	0
F-Multi-axle Truck	3841	1460713	3580	1370642		3541	1347468
G-Oversized vehicle	0	0	0	0		0	0
FASTag Debit Adjustment/ Chargeback Received from Bank (Net) (Note-5)	0	1994	0	2967	Note-5	0	1270
H- Total	14508	2339542	14102	2230251		15977	2303130

Day/Month wise Opening Balance of Toll Collection & Traffic

Day	28
Month	3
Year	2026
Toll Depositing Bank	State Bank Of India
Bank Account No.	39177623786

Transaction Type	Car/Jeep Count	Total Car/ Jeep Amount (in Rs.)	Bus/Truck Count	Total Bus / Truck Amount (in Rs.)	LCV Count	Total LCV Amount (in Rs.)	MAV (Multi Axle Vehicle Count)	Total MAV (Multi Axle Vehicle) Amount (in Rs.)	Three Axle Count	Three Axle Count Amount (in Rs.)	FASTag Debit Adjustment/ Chargeback Received from Bank (Net) Note-5
1	2	3	4	5	8	9	10	11	12	13	
Single Journey	5722	270240	1121	185461	988	82418	3014	1068558	0	0	1270
Monthly Pass Sales	0	0	0	0	0	0	0	0	0	0	0
Daily Pass Sales	2985	210362	346	85738	424	52988	505	268437	0	0	0
Local Pass Sales	0	0	0	0	0	0	0	0	0	0	0
Return Pass Sales	0	0	0	0	0	0	0	0	0	0	0
Double User Fee (FASTag Lane Violation) (Note-6)	310	29422	2	660	9	1494	4	2486	0	0	0
1.25 times User Fee via UPI (FASTag Lane Violation) (Note-9)	483	28376	24	4950	22	2283	18	7988	0	0	0

Traffic and Revenue Receivable (Annual Pass - Note 7)		
Transaction Type	Car/Jeep Count	Total Car/ Jeep Amount (in Rs.)
1	2	3
Annual Pass	1022	54689

Total Non-Tollable Traffic Count Entry Details (Note-2)						
Transaction Type	Car/Jeep Count	Bus/Truck Count	LCV Count	MAV (Multi Axle Vehicle Count)	Three Axle Count	
1	2	3	5	6	7	
Reuse & Exit	3277	398	450	530		0
Exemption & Violation	6335	330	166	286		0



Notes

1. Fee for Fastag vehicles passing two toll plazas, is collected at two plazas in few cases and therefore section wise traffic details will not be available at one plaza for same.
2. All Non-tollable traffic could not be recorded/reported due to unavailability of adequate Lanes & systems. Non-Tollable count includes Reuse of daily/return/monthly pass, exit trips, exemption and violations.
3. Reporting (FASTag/Cash/Card) - 12:00:00 AM to 11:59:59 PM.
4. Fastag Collection is net of Acquiring Bank Charges
5. FASTag Debit Adjustment/Chargeback Received from Bank (Net)
6. Double user fee (from cash vehicles entering dedicated Fastag lane) collected from vehicles are reported separately (count and revenue). These are included in vehicle category wise count and revenue.
7. Annual FASTag pass w.e.f. 15 August 2025 as per directions of MPEL vide letter no MPEL/DIC/2025/676 dated August 14, 2025.
8. Annual Pass Toll Revenue receivable (as given in the table above) is not included in the column 'Fee Collected'.
9. '1.25' times User Fee via UPI for vehicles without a valid FASTag w.e.f. 15 November 2025 as per directions of MPEL vide letter no MPEL/02/DIC/968 dated 10 November 2025.

MONTHLY/DAILY FEE STATEMENT

Project Highway: National Highway NH-48

Day/Month: 29-Mar-2026

Sr. No.	Name of Toll Plaza Location	Chainage
1	Varsoli National Highway NH-48 (from Km. 20+400 to 131+200)	60+050

Type of Vehicle	For corresponding day/month of previous year 29-Mar-2025		For preceding day/month 28-Mar-2026		For the day/month reported upon 29-Mar-2026		
	No. of Vehicles	Fee collected (in lakh Rs.)	No. of Vehicles	Fee collected (in lakh Rs.)	Fee per Vehicle (in Rs.)	No. of Vehicles	Fee collected (in lakh Rs.)
1	2	3	4	5	6	7	8
A-Car (Note-7)	8928	515606	9500	538400	Note-1	10550	601823
B-LCV	1334	131335	1443	139182		1107	104913
C-Bus	1508	290695	1493	276809		1307	237387
D-Truck	0	0	0	0		0	0
E-Three-axle vehicle	0	0	0	0		0	0
F-Multi-axle Truck	3864	1465126	3541	1347468		3006	1126267
G-Oversized vehicle	0	0	0	0		0	0
FASTag Debit Adjustment/ Chargeback Received from Bank (Net) (Note-5)	0	218	0	1270	Note-5	0	0
H- Total	15634	2402979	15977	2303130		15970	2070390

Day/Month wise Opening Balance of Toll Collection & Traffic

Day	29
Month	3
Year	2026
Toll Depositing Bank	State Bank Of India
Bank Account No.	39177623786

Transaction Type	Car/Jeep Count	Total Car/ Jeep Amount (in Rs.)	Bus/Truck Count	Total Bus / Truck Amount (in Rs.)	LCV Count	Total LCV Amount (in Rs.)	MAV (Multi Axle Vehicle Count)	Total MAV (Multi Axle Vehicle) Amount (in Rs.)	Three Axle Count	Three Axle Count Amount (in Rs.)	FASTag Debit Adjustment/ Chargeback Received from Bank (Net) Note-5
1	2	3	4	5	8	9	10	11	12	13	
Single Journey	6140	289312	1046	172734	801	66980	2667	946420	0	0	0
Monthly Pass Sales	0	0	0	0	0	0	0	0	0	0	0
Daily Pass Sales	3313	233445	244	60569	284	35463	336	178603	0	0	0
Local Pass Sales	0	0	0	0	0	0	0	0	0	0	0
Return Pass Sales	0	0	0	0	0	0	0	0	0	0	0
Double User Fee (FASTag Lane Violation) (Note-6)	408	38352	3	990	3	498	1	356	0	0	0
1.25 times User Fee via UPI (FASTag Lane Violation) (Note-9)	689	40714	14	3095	19	1971	2	888	0	0	0

Traffic and Revenue Receivable (Annual Pass - Note 7)		
Transaction Type	Car/Jeep Count	Total Car/ Jeep Amount (in Rs.)
1	2	3
Annual Pass	1184	63537

Total Non-Tollable Traffic Count Entry Details (Note-2)						
Transaction Type	Car/Jeep Count	Bus/Truck Count	LCV Count	MAV (Multi Axle Vehicle Count)	Three Axle Count	
1	2	3	5	6	7	
Reuse & Exit	3661	276	303	354		0
Exemption & Violation	6688	232	104	163		0



Notes

1. Fee for Fastag vehicles passing two toll plazas, is collected at two plazas in few cases and therefore section wise traffic details will not be available at one plaza for same.
2. All Non-tollable traffic could not be recorded/reported due to unavailability of adequate Lanes & systems. Non-Tollable count includes Reuse of daily/return/monthly pass, exit trips, exemption and violations.
3. Reporting (FASTag/Cash/Card) - 12:00:00 AM to 11:59:59 PM.
4. Fastag Collection is net of Acquiring Bank Charges
5. FASTag Debit Adjustment/Chargeback Received from Bank (Net)
6. Double user fee (from cash vehicles entering dedicated Fastag lane) collected from vehicles are reported separately (count and revenue). These are included in vehicle category wise count and revenue.
7. Annual FASTag pass w.e.f. 15 August 2025 as per directions of MPEL vide letter no MPEL/DIC/2025/676 dated August 14, 2025.
8. Annual Pass Toll Revenue receivable (as given in the table above) is not included in the column 'Fee Collected'.
9. '1.25' times User Fee via UPI for vehicles without a valid FASTag w.e.f. 15 November 2025 as per directions of MPEL vide letter no MPEL/02/DIC/968 dated 10 November 2025.

MONTHLY/DAILY FEE STATEMENT

Project Highway: National Highway NH-48

Day/Month: 30-Mar-2026

Sr. No.	Name of Toll Plaza Location	Chainage
1	National Highway NH-48 (from Km. 20+400 to 131+200) Varsoli	60+050

Type of Vehicle	For corresponding day/month of previous year 30-Mar-2025		For preceding day/month 29-Mar-2026		For the day/month reported upon 30-Mar-2026		
	No. of Vehicles	Fee collected (in lakh Rs.)	No. of Vehicles	Fee collected (in lakh Rs.)	Fee per Vehicle (in Rs.)	No. of Vehicles	Fee collected (in lakh Rs.)
1	2	3	4	5	6	7	8
A-Car (Note-7)	8517	510836	10550	601823	Note-1	7080	401457
B-LCV	908	85197	1107	104913		1166	113478
C-Bus	1152	211115	1307	237387		1225	226793
D-Truck	0	0	0	0		0	0
E-Three-axle vehicle	0	0	0	0		0	0
F-Multi-axle Truck	3066	1138767	3006	1126267		2815	1069376
G-Oversized vehicle	0	0	0	0		0	0
FASTag Debit Adjustment/ Chargeback Received from Bank (Net) (Note-5)	0	0	0	0	Note-5	0	2504
H- Total	13643	1945915	15970	2070390		12286	1813607

Day/Month wise Opening Balance of Toll Collection & Traffic

Day	30
Month	3
Year	2026
Toll Depositing Bank	State Bank Of India
Bank Account No.	39177623786

Transaction Type	Car/Jeep Count	Total Car/ Jeep Amount (in Rs.)	Bus/Truck Count	Total Bus / Truck Amount (in Rs.)	LCV Count	Total LCV Amount (in Rs.)	MAV (Multi Axle Vehicle Count)	Total MAV (Multi Axle Vehicle) Amount (in Rs.)	Three Axle Count	Three Axle Count Amount (in Rs.)	FASTag Debit Adjustment/ Chargeback Received from Bank (Net) Note-5
1	2	3	4	5	8	9	10	11	12	13	
Single Journey	4229	199340	930	153887	774	64631	2405	853100	0	0	2504
Monthly Pass Sales	0	0	0	0	0	0	0	0	0	0	0
Daily Pass Sales	2209	155728	280	69317	378	47145	387	205713	0	0	0
Local Pass Sales	0	0	0	0	0	0	0	0	0	0	0
Return Pass Sales	0	0	0	0	0	0	0	0	0	0	0
Double User Fee (FASTag Lane Violation) (Note-6)	238	22654	4	1320	4	664	4	2132	0	0	0
1.25 times User Fee via UPI (FASTag Lane Violation) (Note-9)	404	23735	11	2269	10	1038	19	8431	0	0	0

Traffic and Revenue Receivable (Annual Pass - Note 7)		
Transaction Type	Car/Jeep Count	Total Car/ Jeep Amount (in Rs.)
1	2	3
Annual Pass	843	45344

Total Non-Tollable Traffic Count Entry Details (Note-2)						
Transaction Type	Car/Jeep Count	Bus/Truck Count	LCV Count	MAV (Multi Axle Vehicle Count)	Three Axle Count	
1	2	3	5	6	7	
Reuse & Exit	2389	318	411	404		0
Exemption & Violation	7531	289	129	237		0



Notes

1. Fee for Fastag vehicles passing two toll plazas, is collected at two plazas in few cases and therefore section wise traffic details will not be available at one plaza for same.
2. All Non-tollable traffic could not be recorded/reported due to unavailability of adequate Lanes & systems. Non-Tollable count includes Reuse of daily/return/monthly pass, exit trips, exemption and violations.
3. Reporting (FASTag/Cash/Card) - 12:00:00 AM to 11:59:59 PM.
4. Fastag Collection is net of Acquiring Bank Charges
5. FASTag Debit Adjustment/Chargeback Received from Bank (Net)
6. Double user fee (from cash vehicles entering dedicated Fastag lane) collected from vehicles are reported separately (count and revenue). These are included in vehicle category wise count and revenue.
7. Annual FASTag pass w.e.f. 15 August 2025 as per directions of MPEL vide letter no MPEL/DIC/2025/676 dated August 14, 2025.
8. Annual Pass Toll Revenue receivable (as given in the table above) is not included in the column 'Fee Collected'.
9. '1.25' times User Fee via UPI for vehicles without a valid FASTag w.e.f. 15 November 2025 as per directions of MPEL vide letter no MPEL/02/DIC/968 dated 10 November 2025.

MONTHLY/DAILY FEE STATEMENT

Project Highway: National Highway NH-48

Day/Month: 31-Mar-2026

Sr. No.	Name of Toll Plaza Location	Chainage
National Highway NH-48 (From Km. 20+400 to 131+200)		
1	Varsoli	60+050

Type of Vehicle	For corresponding day/month of previous year 31-Mar-2025		For preceding day/month 30-Mar-2026		For the day/month reported upon 31-Mar-2026		
	No. of Vehicles	Fee collected (in lakh Rs.)	No. of Vehicles	Fee collected (in lakh Rs.)	Fee per Vehicle (in Rs.)	No. of Vehicles	Fee collected (in lakh Rs.)
1	2	3	4	5	6	7	8
A-Car (Note-7)	7777	460564	7080	401457	Note-1	8117	476315
B-LCV	867	84169	1166	113478		1315	129996
C-Bus	1061	198712	1225	226793		1387	258699
D-Truck	0	0	0	0		0	0
E-Three-axle vehicle	0	0	0	0		0	0
F-Multi-axle Truck	2606	982078	2815	1069376		3048	1151405
G-Oversized vehicle	0	0	0	0		0	0
FASTag Debit Adjustment/ Chargeback Received from Bank (Net) (Note-5)	0	4784	0	2504	Note-5	0	1912
H- Total	12311	1730307	12286	1813607		13867	2018326

Day/Month wise Opening Balance of Toll Collection & Traffic

Day	31										
Month	3										
Year	2026										
Toll Depositing Bank	State Bank Of India										
Bank Account No.	39177623786										
Transaction Type	Car/Jeep Count	Total Car/ Jeep Amount (in Rs.)	Bus/Truck Count	Total Bus / Truck Amount (in Rs.)	LCV Count	Total LCV Amount (in Rs.)	MAV (Multi Axle Vehicle Count)	Total MAV (Multi Axle Vehicle) Amount (in Rs.)	Three Axle Count	Three Axle Count Amount (in Rs.)	FASTag Debit Adjustment/ Chargeback Received from Bank (Net)
1	2	3	4	5	8	9	10	11	12	13	Note-5
Single Journey	4351	205543	1025	169701	890	74522	2644	937792	0	0	1912
Monthly Pass Sales	2	2036	0	0	1	2875	0	0	0	0	0
Daily Pass Sales	2763	194829	327	80952	391	48677	387	205713	0	0	0
Local Pass Sales	0	0	0	0	0	0	0	0	0	0	0
Return Pass Sales	0	0	0	0	0	0	0	0	0	0	0
Double User Fee (FASTag Lane Violation) (Note-6)	412	39010	5	1650	8	1328	1	356	0	0	0
1.25 times User Fee via UPI (FASTag Lane Violation) (Note-9)	589	34898	30	6395	25	2594	16	7544	0	0	0

Traffic and Revenue Receivable (Annual Pass - Note 7)		
Transaction Type	Car/Jeep Count	Total Car/ Jeep Amount (in Rs.)
1	2	3
Annual Pass	748	40035

Total Non-Tollable Traffic Count Entry Details (Note-2)						
Transaction Type	Car/Jeep Count	Bus/Truck Count	LCV Count	MAV (Multi Axle Vehicle Count)	Three Axle Count	
1	2	3	5	6	7	
Reuse & Exit	2971	364	424	409	0	
Exemption & Violation	6997	281	135	276	0	

Notes

1. Fee for Fastag vehicles passing two toll plazas, is collected at two plazas in few cases and therefore section wise traffic details will not be available at one plaza for same.
2. All Non-tollable traffic could not be recorded/reported due to unavailability of adequate Lanes & systems. Non-Tollable count includes Reuse of daily/return/monthly pass, exit trips, exemption and violations.
3. Reporting (FASTag/Cash/Card) - 12:00:00 AM to 11:59:59 PM.
4. Fastag Collection is net of Acquiring Bank Charges
5. FASTag Debit Adjustment/Chargeback Received from Bank (Net)
6. Double user fee (from cash vehicles entering dedicated Fastag lane) collected from vehicles are reported separately (count and revenue). These are included in vehicle category wise count and revenue.
7. Annual FASTag pass w.e.f. 15 August 2025 as per directions of MPEL vide letter no MPEL/DIC/2025/676 dated August 14, 2025.
8. Annual Pass Toll Revenue receivable (as given in the table above) is not included in the column 'Fee Collected'.
9. '1.25' times User Fee via UPI for vehicles without a valid FASTag w.e.f. 15 November 2025 as per directions of MPEL vide letter no MPEL/02/DIC/968 dated 10 November 2025.



MONTHLY/DAILY FEE STATEMENT

Project Highway: National Highway NH-48

Day/Month: 01-Mar-2026

Sr. No.	Name of Toll Plaza Location	Chainage
1	Shedung National Highway NH-48 (From Km. 20+400 to 131+200)	103+350

Type of Vehicle	For corresponding day/month of previous year 1-Mar-2025		For preceding day/month 28-Feb-2026		For the day/month reported upon 1-Mar-2026		
	No. of Vehicles	Fee collected (in lakh Rs.)	No. of Vehicles	Fee collected (in lakh Rs.)	Fee per Vehicle (in Rs.)	No. of Vehicles	Fee collected (in lakh Rs.)
1	2	3	4	5	6	7	8
A-Car (Note-7)	14312	905178	15999	915164	Note-1	14535	858418
B-LCV	1362	140249	1391	156105		870	87793
C-Bus	1382	276420	1338	278133		988	197163
D-Truck	0	0	0	0		0	0
E-Three-axle vehicle	0	0	0	0		0	0
F-Multi-axle Truck	1703	685802	1828	740672		1448	574216
G-Oversized vehicle	0	0	0	0		0	0
FASTag Debit Adjustment/ Chargeback Received from Bank (Net) (Note-5)	0	2352	0	14050	Note-5	0	0
H- Total	18759	2010001	20556	2104123		17841	1717591

Day/Month wise Opening Balance of Toll Collection & Traffic

Day	1										
Month	3										
Year	2026										
Toll Depositing Bank	State Bank Of India										
Bank Account No.	39177623786										
Transaction Type	Car/Jeep Count	Total Car/ Jeep Amount (in Rs.)	Bus/Truck Count	Total Bus / Truck Amount (in Rs.)	LCV Count	Total LCV Amount (in Rs.)	MAV (Multi Axle Vehicle Count)	Total MAV (Multi Axle Vehicle) Amount (in Rs.)	Three Axle Count	Three Axle Count Amount (in Rs.)	FASTag Debit Adjustment/ Chargeback Received from Bank (Net)
1	2	3	4	5	8	9	10	11	12	13	Note-5
Single Journey	8287	363773	612	103462	639	54272	1172	430053	0	0	0
Monthly Pass Sales	73	54264	0	0	2	4971	0	0	0	0	0
Daily Pass Sales	4661	330108	344	84998	216	26828	259	136086	0	0	0
Local Pass Sales	0	0	0	0	0	0	0	0	0	0	0
Return Pass Sales	0	0	0	0	0	0	0	0	0	0	0
Double User Fee (FASTag Lane Violation) (Note-6)	605	56870	17	5610	6	996	2	1420	0	0	0
1.25 times User Fee via UPI (FASTag Lane Violation) (Note-9)	909	53404	15	3094	7	726	15	6656	0	0	0

Traffic and Revenue Receivable (Annual Pass - Note 7)		
Transaction Type	Car/Jeep Count	Total Car/ Jeep Amount (in Rs.)
1	2	3
Annual Pass	1272	70992

Total Non-Tollable Traffic Count Entry Details (Note-2)						
Transaction Type	Car/Jeep Count	Bus/Truck Count	LCV Count	MAV (Multi Axle Vehicle Count)	Three Axle Count	
1	2	3	5	6	7	
Reuse & Exit	5141	532	258	282	0	
Exemption & Violation	4911	177	20	51	0	

- Notes**
1. Fee for Fastag vehicles passing two toll plazas, is collected at two plazas in few cases and therefore section wise traffic details will not be available at one plaza for same.
 2. All Non-tollable traffic could not be recorded/reported due to unavailability of adequate Lanes & systems. Non-Tollable count includes Reuse of daily/return/monthly pass, exit trips, exemption and violations.
 3. Reporting (FASTag/Cash/Card) - 12:00:00 AM to 11:59:59 PM.
 4. Fastag Collection is net of Acquiring Bank Charges
 5. FASTag Debit Adjustment/Chargeback Received from Bank (Net)
 6. Double user fee (from cash vehicles entering dedicated Fastag lane) collected from vehicles are reported separately (count and revenue). These are included in vehicle category wise count and revenue.
 7. Annual FASTag pass w.e.f. 15 August 2025 as per directions of MPEL vide letter no MPEL/DIC/2025/676 dated August 14, 2025.
 8. Annual Pass Toll Revenue receivable (as given in the table above) is not included in the column 'Fee Collected'.
 9. '1.25' times User Fee via UPI for vehicles without a valid FASTag w.e.f. 15 November 2025 as per directions of MPEL vide letter no MPEL/02/DIC/968 dated 10 November 2025.



MONTHLY/DAILY FEE STATEMENT

Project Highway: National Highway NH-48

Day/Month: 02-Mar-2026

Sr. No.	Name of Toll Plaza Location	Chainage
1	Shedung National Highway NH-48 (From Km. 20+400 to 131+200)	103+350

Type of Vehicle	For corresponding day/month of previous year 2-Mar-2025		For preceding day/month 1-Mar-2026		For the day/month reported upon 2-Mar-2026		
	No. of Vehicles	Fee collected (in lakh Rs.)	No. of Vehicles	Fee collected (in lakh Rs.)	Fee per Vehicle (in Rs.)	No. of Vehicles	Fee collected (in lakh Rs.)
1	2	3	4	5	6	7	8
A-Car (Note-7)	13823	828602	14535	858418	Note-1	10840	629360
B-LCV	819	78571	870	87793		1124	116078
C-Bus	882	178793	988	197163		1106	229705
D-Truck	0	0	0	0		0	0
E-Three-axle vehicle	0	0	0	0		0	0
F-Multi-axle Truck	1184	472322	1448	574216		1727	709045
G-Oversized vehicle	0	0	0	0		0	0
FASTag Debit Adjustment/ Chargeback Received from Bank (Net) (Note-5)	0	0	0	0	Note-5	0	2082
H- Total	16708	1558288	17841	1717591		14797	1686270

Day/Month wise Opening Balance of Toll Collection & Traffic

Day	2										
Month	3										
Year	2026										
Toll Depositing Bank	State Bank Of India										
Bank Account No.	39177623786										
Transaction Type	Car/Jeep Count	Total Car/ Jeep Amount (in Rs.)	Bus/Truck Count	Total Bus / Truck Amount (in Rs.)	LCV Count	Total LCV Amount (in Rs.)	MAV (Multi Axle Vehicle Count)	Total MAV (Multi Axle Vehicle) Amount (in Rs.)	Three Axle Count	Three Axle Count Amount (in Rs.)	FASTag Debit Adjustment/ Chargeback Received from Bank (Net)
1	2	3	4	5	8	9	10	11	12	13	Note-5
Single Journey	6041	252000	630	106928	722	62468	1316	482033	0	0	2082
Monthly Pass Sales	67	42315	1	4941	2	3743	1	10631	0	0	0
Daily Pass Sales	3729	264204	441	109338	378	47149	378	199784	0	0	0
Local Pass Sales	0	0	0	0	0	0	0	0	0	0	0
Return Pass Sales	0	0	0	0	0	0	0	0	0	0	0
Double User Fee (FASTag Lane Violation) (Note-6)	338	31772	12	3960	7	1162	9	6390	0	0	0
1.25 times User Fee via UPI (FASTag Lane Violation) (Note-9)	665	39069	22	4538	15	1556	23	10206	0	0	0

Traffic and Revenue Receivable (Annual Pass - Note 7)		
Transaction Type	Car/Jeep Count	Total Car/ Jeep Amount (in Rs.)
1	2	3
Annual Pass	1241	68647

Total Non-Tollable Traffic Count Entry Details (Note-2)						
Transaction Type	Car/Jeep Count	Bus/Truck Count	LCV Count	MAV (Multi Axle Vehicle Count)	Three Axle Count	
1	2	3	5	6	7	
Reuse & Exit	4408	616	472	471		0
Exemption & Violation	4376	218	33	157		0

- Notes**
1. Fee for Fastag vehicles passing two toll plazas, is collected at two plazas in few cases and therefore section wise traffic details will not be available at one plaza for same.
 2. All Non-tollable traffic could not be recorded/reported due to unavailability of adequate Lanes & systems. Non-Tollable count includes Reuse of daily/return/monthly pass, exit trips, exemption and violations.
 3. Reporting (FASTag/Cash/Card) - 12:00:00 AM to 11:59:59 PM.
 4. Fastag Collection is net of Acquiring Bank Charges
 5. FASTag Debit Adjustment/Chargeback Received from Bank (Net)
 6. Double user fee (from cash vehicles entering dedicated Fastag lane) collected from vehicles are reported separately (count and revenue). These are included in vehicle category wise count and revenue.
 7. Annual FASTag pass w.e.f. 15 August 2025 as per directions of MPEL vide letter no MPEL/DIC/2025/676 dated August 14, 2025.
 8. Annual Pass Toll Revenue receivable (as given in the table above) is not included in the column 'Fee Collected'.
 9. '1.25' times User Fee via UPI for vehicles without a valid FASTag w.e.f. 15 November 2025 as per directions of MPEL vide letter no MPEL/02/DIC/968 dated 10 November 2025.



MONTHLY/DAILY FEE STATEMENT

Project Highway: National Highway NH-48

Day/Month: 03-Mar-2026

Sr. No.	Name of Toll Plaza Location	Chainage
1	National Highway NH-48 (From Km. 20+400 to 131+200) Shedung	103+350

Type of Vehicle	For corresponding day/month of previous year 3-Mar-2025		For preceding day/month 2-Mar-2026		For the day/month reported upon 3-Mar-2026		
	No. of Vehicles	Fee collected (in lakh Rs.)	No. of Vehicles	Fee collected (in lakh Rs.)	Fee per Vehicle (in Rs.)	No. of Vehicles	Fee collected (in lakh Rs.)
1	2	3	4	5	6	7	8
A-Car (Note-7)	10148	606272	10840	629360	Note-1	8130	456495
B-LCV	1095	117588	1124	116078		544	51589
C-Bus	1142	239441	1106	229705		612	121275
D-Truck	0	0	0	0		0	0
E-Three-axle vehicle	0	0	0	0		0	0
F-Multi-axle Truck	1600	647385	1727	709045		966	374913
G-Oversized vehicle	0	0	0	0		0	0
FASTag Debit Adjustment/ Chargeback Received from Bank (Net) (Note-5)	0	-47	0	2082	Note-5	0	-70
H- Total	13985	1610638	14797	1686270		10252	1004202

Day/Month wise Opening Balance of Toll Collection & Traffic

Day	3										
Month	3										
Year	2026										
Toll Depositing Bank	State Bank Of India										
Bank Account No.	39177623786										
Transaction Type	Car/Jeep Count	Total Car/ Jeep Amount (in Rs.)	Bus/Truck Count	Total Bus / Truck Amount (in Rs.)	LCV Count	Total LCV Amount (in Rs.)	MAV (Multi Axle Vehicle Count)	Total MAV (Multi Axle Vehicle) Amount (in Rs.)	Three Axle Count	Three Axle Count Amount (in Rs.)	FASTag Debit Adjustment/ Chargeback Received from Bank (Net)
1	2	3	4	5	8	9	10	11	12	13	Note-5
Single Journey	4749	209742	400	68710	405	34059	818	296053	0	0	-70
Monthly Pass Sales	16	6798	0	0	0	0	0	0	0	0	0
Daily Pass Sales	2481	175859	205	50750	134	17011	135	71760	0	0	0
Local Pass Sales	0	0	0	0	0	0	0	0	0	0	0
Return Pass Sales	0	0	0	0	0	0	0	0	0	0	0
Double User Fee (FASTag Lane Violation) (Note-6)	345	32430	3	990	0	0	5	3550	0	0	0
1.25 times User Fee via UPI (FASTag Lane Violation) (Note-9)	539	31666	4	825	5	519	8	3550	0	0	0

Traffic and Revenue Receivable (Annual Pass - Note 7)		
Transaction Type	Car/Jeep Count	Total Car/ Jeep Amount (in Rs.)
1	2	3
Annual Pass	843	46737

Total Non-Tollable Traffic Count Entry Details (Note-2)						
Transaction Type	Car/Jeep Count	Bus/Truck Count	LCV Count	MAV (Multi Axle Vehicle Count)	Three Axle Count	
1	2	3	5	6	7	
Reuse & Exit	2797	343	187	162	0	0
Exemption & Violation	2996	98	17	13	0	0

Notes

1. Fee for Fastag vehicles passing two toll plazas, is collected at two plazas in few cases and therefore section wise traffic details will not be available at one plaza for same.
2. All Non-tollable traffic could not be recorded/reported due to unavailability of adequate Lanes & systems. Non-Tollable count includes Reuse of daily/return/monthly pass, exit trips, exemption and violations.
3. Reporting (FASTag/Cash/Card) - 12:00:00 AM to 11:59:59 PM.
4. Fastag Collection is net of Acquiring Bank Charges
5. FASTag Debit Adjustment/Chargeback Received from Bank (Net)
6. Double user fee (from cash vehicles entering dedicated Fastag lane) collected from vehicles are reported separately (count and revenue). These are included in vehicle category wise count and revenue.
7. Annual FASTag pass w.e.f. 15 August 2025 as per directions of MPEL vide letter no MPEL/DIC/2025/676 dated August 14, 2025.
8. Annual Pass Toll Revenue receivable (as given in the table above) is not included in the column 'Fee Collected'.
9. '1.25' times User Fee via UPI for vehicles without a valid FASTag w.e.f. 15 November 2025 as per directions of MPEL vide letter no MPEL/02/DIC/968 dated 10 November 2025.



MONTHLY/DAILY FEE STATEMENT

Project Highway: National Highway NH-48

Day/Month: 04-Mar-2026

Sr. No.	Name of Toll Plaza Location	Chainage
1	Shedung National Highway NH-48 (From Km. 20+400 to 131+200)	103+350

Type of Vehicle	For corresponding day/month of previous year 4-Mar-2025		For preceding day/month 3-Mar-2026		For the day/month reported upon 4-Mar-2026		
	No. of Vehicles	Fee collected (in lakh Rs.)	No. of Vehicles	Fee collected (in lakh Rs.)	Fee per Vehicle (in Rs.)	No. of Vehicles	Fee collected (in lakh Rs.)
1	2	3	4	5	6	7	8
A-Car (Note-7)	9839	581620	8130	456495	Note-1	10137	564741
B-LCV	1272	130505	544	51589		938	98266
C-Bus	1268	257316	612	121275		946	192353
D-Truck	0	0	0	0		0	0
E-Three-axle vehicle	0	0	0	0		0	0
F-Multi-axle Truck	1654	673464	966	374913		1354	538463
G-Oversized vehicle	0	0	0	0		0	0
FASTag Debit Adjustment/ Chargeback Received from Bank (Net) (Note-5)	0	767	0	-70	Note-5	0	2207
H- Total	14033	1643671	10252	1004202		13375	1396030

Day/Month wise Opening Balance of Toll Collection & Traffic

Day	4										
Month	3										
Year	2026										
Toll Depositing Bank	State Bank Of India										
Bank Account No.	39177623786										
Transaction Type	Car/Jeep Count	Total Car/ Jeep Amount (in Rs.)	Bus/Truck Count	Total Bus / Truck Amount (in Rs.)	LCV Count	Total LCV Amount (in Rs.)	MAV (Multi Axle Vehicle Count)	Total MAV (Multi Axle Vehicle) Amount (in Rs.)	Three Axle Count	Three Axle Count Amount (in Rs.)	FASTag Debit Adjustment/ Chargeback Received from Bank (Net)
1	2	3	4	5	8	9	10	11	12	13	Note-5
Single Journey	5616	230457	537	90896	615	53247	1095	400866	0	0	2207
Monthly Pass Sales	31	16411	0	0	2	4971	0	0	0	0	0
Daily Pass Sales	3462	244683	366	90485	303	37870	247	131473	0	0	0
Local Pass Sales	0	0	0	0	0	0	0	0	0	0	0
Return Pass Sales	0	0	0	0	0	0	0	0	0	0	0
Double User Fee (FASTag Lane Violation) (Note-6)	363	34122	17	5610	5	830	3	2130	0	0	0
1.25 times User Fee via UPI (FASTag Lane Violation) (Note-9)	665	39069	26	5363	13	1349	9	3994	0	0	0

Traffic and Revenue Receivable (Annual Pass - Note 7)		
Transaction Type	Car/Jeep Count	Total Car/ Jeep Amount (in Rs.)
1	2	3
Annual Pass	1251	69562

Total Non-Tollable Traffic Count Entry Details (Note-2)						
Transaction Type	Car/Jeep Count	Bus/Truck Count	LCV Count	MAV (Multi Axle Vehicle Count)	Three Axle Count	
1	2	3	5	6	7	
Reuse & Exit	4166	569	379	288	0	
Exemption & Violation	4895	199	45	132	0	

Notes

1. Fee for Fastag vehicles passing two toll plazas, is collected at two plazas in few cases and therefore section wise traffic details will not be available at one plaza for same.
2. All Non-tollable traffic could not be recorded/reported due to unavailability of adequate Lanes & systems. Non-Tollable count includes Reuse of daily/return/monthly pass, exit trips, exemption and violations.
3. Reporting (FASTag/Cash/Card) - 12:00:00 AM to 11:59:59 PM.
4. Fastag Collection is net of Acquiring Bank Charges
5. FASTag Debit Adjustment/Chargeback Received from Bank (Net)
6. Double user fee (from cash vehicles entering dedicated Fastag lane) collected from vehicles are reported separately (count and revenue). These are included in vehicle category wise count and revenue.
7. Annual FASTag pass w.e.f. 15 August 2025 as per directions of MPEL vide letter no MPEL/DIC/2025/676 dated August 14, 2025.
8. Annual Pass Toll Revenue receivable (as given in the table above) is not included in the column 'Fee Collected'.
9. '1.25' times User Fee via UPI for vehicles without a valid FASTag w.e.f. 15 November 2025 as per directions of MPEL vide letter no MPEL/02/DIC/968 dated 10 November 2025.



MONTHLY/DAILY FEE STATEMENT

Project Highway: National Highway NH-48

Day/Month: 05-Mar-2026

Sr. No.	Name of Toll Plaza Location	Chainage
1	Shedung National Highway NH-48 (From Km. 20+400 to 131+200)	103+350

Type of Vehicle	For corresponding day/month of previous year 5-Mar-2025		For preceding day/month 4-Mar-2026		For the day/month reported upon 5-Mar-2026		
	No. of Vehicles	Fee collected (in lakh Rs.)	No. of Vehicles	Fee collected (in lakh Rs.)	Fee per Vehicle (in Rs.)	No. of Vehicles	Fee collected (in lakh Rs.)
1	2	3	4	5	6	7	8
A-Car (Note-7)	9902	576461	10137	564741	Note-1	10604	595601
B-LCV	1293	125546	938	98266		1095	110576
C-Bus	1237	251619	946	192353		1162	241597
D-Truck	0	0	0	0		0	0
E-Three-axle vehicle	0	0	0	0		0	0
F-Multi-axle Truck	1824	748706	1354	538463		1607	656779
G-Oversized vehicle	0	0	0	0		0	0
FASTag Debit Adjustment/ Chargeback Received from Bank (Net) (Note-5)	0	1620	0	2207	Note-5	0	1234
H- Total	14256	1703951	13375	1396030		14468	1605786

Day/Month wise Opening Balance of Toll Collection & Traffic

Day	5										
Month	3										
Year	2026										
Toll Depositing Bank	State Bank Of India										
Bank Account No.	39177623786										
Transaction Type	Car/Jeep Count	Total Car/ Jeep Amount (in Rs.)	Bus/Truck Count	Total Bus / Truck Amount (in Rs.)	LCV Count	Total LCV Amount (in Rs.)	MAV (Multi Axle Vehicle Count)	Total MAV (Multi Axle Vehicle) Amount (in Rs.)	Three Axle Count	Three Axle Count Amount (in Rs.)	FASTag Debit Adjustment/ Chargeback Received from Bank (Net)
1	2	3	4	5	8	9	10	11	12	13	Note-5
Single Journey	5470	222978	668	113080	672	57291	1197	431904	0	0	1234
Monthly Pass Sales	15	7846	1	4941	0	0	1	10631	0	0	0
Daily Pass Sales	4059	287450	454	112066	407	51127	388	204392	0	0	0
Local Pass Sales	0	0	0	0	0	0	0	0	0	0	0
Return Pass Sales	0	0	0	0	0	0	0	0	0	0	0
Double User Fee (FASTag Lane Violation) (Note-6)	427	40138	28	9240	8	1328	2	1420	0	0	0
1.25 times User Fee via UPI (FASTag Lane Violation) (Note-9)	633	37189	11	2269	8	830	19	8431	0	0	0

Traffic and Revenue Receivable (Annual Pass - Note 7)		
Transaction Type	Car/Jeep Count	Total Car/ Jeep Amount (in Rs.)
1	2	3
Annual Pass	1264	69733

Total Non-Tollable Traffic Count Entry Details (Note-2)					
Transaction Type	Car/Jeep Count	Bus/Truck Count	LCV Count	MAV (Multi Axle Vehicle Count)	Three Axle Count
1	2	3	5	6	7
Reuse & Exit	4864	682	496	517	0
Exemption & Violation	5079	206	45	211	0

Notes

1. Fee for Fastag vehicles passing two toll plazas, is collected at two plazas in few cases and therefore section wise traffic details will not be available at one plaza for same.
2. All Non-tollable traffic could not be recorded/reported due to unavailability of adequate Lanes & systems. Non-Tollable count includes Reuse of daily/return/monthly pass, exit trips, exemption and violations.
3. Reporting (FASTag/Cash/Card) - 12:00:00 AM to 11:59:59 PM.
4. Fastag Collection is net of Acquiring Bank Charges
5. FASTag Debit Adjustment/Chargeback Received from Bank (Net)
6. Double user fee (from cash vehicles entering dedicated Fastag lane) collected from vehicles are reported separately (count and revenue). These are included in vehicle category wise count and revenue.
7. Annual FASTag pass w.e.f. 15 August 2025 as per directions of MPEL vide letter no MPEL/DIC/2025/676 dated August 14, 2025.
8. Annual Pass Toll Revenue receivable (as given in the table above) is not included in the column 'Fee Collected'.
9. '1.25' times User Fee via UPI for vehicles without a valid FASTag w.e.f. 15 November 2025 as per directions of MPEL vide letter no MPEL/02/DIC/968 dated 10 November 2025.



MONTHLY/DAILY FEE STATEMENT

Project Highway: National Highway NH-48

Day/Month: 06-Mar-2026

Sr. No.	Name of Toll Plaza Location	Chainage
1	National Highway NH-48 (From Km. 20+400 to 131+200) Shedung	103+350

Type of Vehicle	For corresponding day/month of previous year 6-Mar-2025		For preceding day/month 5-Mar-2026		For the day/month reported upon 6-Mar-2026		
	No. of Vehicles	Fee collected (in lakh Rs.)	No. of Vehicles	Fee collected (in lakh Rs.)	Fee per Vehicle (in Rs.)	No. of Vehicles	Fee collected (in lakh Rs.)
1	2	3	4	5	6	7	8
A-Car (Note-7)	10078	592071	10604	595601	Note-1	11729	651605
B-LCV	1179	116387	1095	110576		1222	123931
C-Bus	1269	258732	1162	241597		1330	268862
D-Truck	0	0	0	0		0	0
E-Three-axle vehicle	0	0	0	0		0	0
F-Multi-axle Truck	1817	742147	1607	656779		1753	706267
G-Oversized vehicle	0	0	0	0		0	0
FASTag Debit Adjustment/ Chargeback Received from Bank (Net) (Note-5)	0	1044	0	1234		Note-5	0
H- Total	14343	1710382	14468	1605786		16034	1751256

Day/Month wise Opening Balance of Toll Collection & Traffic

Day	6										
Month	3										
Year	2026										
Toll Depositing Bank	State Bank Of India										
Bank Account No.	39177623786										
Transaction Type	Car/Jeep Count	Total Car/ Jeep Amount (in Rs.)	Bus/Truck Count	Total Bus / Truck Amount (in Rs.)	LCV Count	Total LCV Amount (in Rs.)	MAV (Multi Axle Vehicle Count)	Total MAV (Multi Axle Vehicle) Amount (in Rs.)	Three Axle Count	Three Axle Count Amount (in Rs.)	FASTag Debit Adjustment/ Chargeback Received from Bank (Net)
1	2	3	4	5	8	9	10	11	12	13	Note-5
Single Journey	6112	249478	768	129611	723	61865	1340	488400	0	0	590
Monthly Pass Sales	6	2516	0	0	0	0	0	0	0	0	0
Daily Pass Sales	4461	316257	495	122339	476	59244	401	212010	0	0	0
Local Pass Sales	0	0	0	0	0	0	0	0	0	0	0
Return Pass Sales	0	0	0	0	0	0	0	0	0	0	0
Double User Fee (FASTag Lane Violation) (Note-6)	448	42112	25	8250	7	1162	2	1420	0	0	0
1.25 times User Fee via UPI (FASTag Lane Violation) (Note-9)	702	41243	42	8663	16	1660	10	4438	0	0	0

Traffic and Revenue Receivable (Annual Pass - Note 7)		
Transaction Type	Car/Jeep Count	Total Car/ Jeep Amount (in Rs.)
1	2	3
Annual Pass	1401	76770

Total Non-Tollable Traffic Count Entry Details (Note-2)						
Transaction Type	Car/Jeep Count	Bus/Truck Count	LCV Count	MAV (Multi Axle Vehicle Count)	Three Axle Count	
1	2	3	5	6	7	
Reuse & Exit	5271	724	543	557		0
Exemption & Violation	5254	206	47	193		0

Notes

1. Fee for Fastag vehicles passing two toll plazas, is collected at two plazas in few cases and therefore section wise traffic details will not be available at one plaza for same.
2. All Non-tollable traffic could not be recorded/reported due to unavailability of adequate Lanes & systems. Non-Tollable count includes Reuse of daily/return/monthly pass, exit trips, exemption and violations.
3. Reporting (FASTag/Cash/Card) - 12:00:00 AM to 11:59:59 PM.
4. Fastag Collection is net of Acquiring Bank Charges
5. FASTag Debit Adjustment/Chargeback Received from Bank (Net)
6. Double user fee (from cash vehicles entering dedicated Fastag lane) collected from vehicles are reported separately (count and revenue). These are included in vehicle category wise count and revenue.
7. Annual FASTag pass w.e.f. 15 August 2025 as per directions of MPEL vide letter no MPEL/DIC/2025/676 dated August 14, 2025.
8. Annual Pass Toll Revenue receivable (as given in the table above) is not included in the column 'Fee Collected'.
9. '1.25' times User Fee via UPI for vehicles without a valid FASTag w.e.f. 15 November 2025 as per directions of MPEL vide letter no MPEL/02/DIC/968 dated 10 November 2025.



MONTHLY/DAILY FEE STATEMENT

Project Highway: National Highway NH-48

Day/Month: 07-Mar-2026

Sr. No.	Name of Toll Plaza Location	Chainage
1	Shedung National Highway NH-48 (From Km. 20+400 to 131+200)	103+350

Type of Vehicle	For corresponding day/month of previous year 7-Mar-2025		For preceding day/month 6-Mar-2026		For the day/month reported upon 7-Mar-2026		
	No. of Vehicles	Fee collected (in lakh Rs.)	No. of Vehicles	Fee collected (in lakh Rs.)	Fee per Vehicle (in Rs.)	No. of Vehicles	Fee collected (in lakh Rs.)
1	2	3	4	5	6	7	8
A-Car (Note-7)	10807	618412	11729	651605	Note-1	14854	823653
B-LCV	1218	119491	1222	123931		1229	123150
C-Bus	1300	264576	1330	268862		1345	271215
D-Truck	0	0	0	0		0	0
E-Three-axle vehicle	0	0	0	0		0	0
F-Multi-axle Truck	1890	775879	1753	706267		1738	703789
G-Oversized vehicle	0	0	0	0		0	0
FASTag Debit Adjustment/ Chargeback Received from Bank (Net) (Note-5)	0	1273	0	590	Note-5	0	1344
H- Total	15215	1779630	16034	1751256		19166	1923151

Day/Month wise Opening Balance of Toll Collection & Traffic

Day	7										
Month	3										
Year	2026										
Toll Depositing Bank	State Bank Of India										
Bank Account No.	39177623786										
Transaction Type	Car/Jeep Count	Total Car/ Jeep Amount (in Rs.)	Bus/Truck Count	Total Bus / Truck Amount (in Rs.)	LCV Count	Total LCV Amount (in Rs.)	MAV (Multi Axle Vehicle Count)	Total MAV (Multi Axle Vehicle) Amount (in Rs.)	Three Axle Count	Three Axle Count Amount (in Rs.)	FASTag Debit Adjustment/ Chargeback Received from Bank (Net)
1	2	3	4	5	8	9	10	11	12	13	Note-5
Single Journey	8235	353276	792	134439	772	65702	1316	480964	0	0	1344
Monthly Pass Sales	2	719	0	0	0	0	0	0	0	0	0
Daily Pass Sales	5177	366376	534	132239	441	55352	408	216346	0	0	0
Local Pass Sales	0	0	0	0	0	0	0	0	0	0	0
Return Pass Sales	0	0	0	0	0	0	0	0	0	0	0
Double User Fee (FASTag Lane Violation) (Note-6)	530	49820	5	1650	7	1162	1	710	0	0	0
1.25 times User Fee via UPI (FASTag Lane Violation) (Note-9)	910	53463	14	2888	9	934	13	5769	0	0	0

Traffic and Revenue Receivable (Annual Pass - Note 7)		
Transaction Type	Car/Jeep Count	Total Car/ Jeep Amount (in Rs.)
1	2	3
Annual Pass	1491	82948

Total Non-Tollable Traffic Count Entry Details (Note-2)						
Transaction Type	Car/Jeep Count	Bus/Truck Count	LCV Count	MAV (Multi Axle Vehicle Count)	Three Axle Count	
1	2	3	5	6	7	
Reuse & Exit	5996	747	508	548	0	
Exemption & Violation	5161	199	46	203	0	

Notes

1. Fee for Fastag vehicles passing two toll plazas, is collected at two plazas in few cases and therefore section wise traffic details will not be available at one plaza for same.
2. All Non-tollable traffic could not be recorded/reported due to unavailability of adequate Lanes & systems. Non-Tollable count includes Reuse of daily/return/monthly pass, exit trips, exemption and violations.
3. Reporting (FASTag/Cash/Card) - 12:00:00 AM to 11:59:59 PM.
4. Fastag Collection is net of Acquiring Bank Charges
5. FASTag Debit Adjustment/Chargeback Received from Bank (Net)
6. Double user fee (from cash vehicles entering dedicated Fastag lane) collected from vehicles are reported separately (count and revenue). These are included in vehicle category wise count and revenue.
7. Annual FASTag pass w.e.f. 15 August 2025 as per directions of MPEL vide letter no MPEL/DIC/2025/676 dated August 14, 2025.
8. Annual Pass Toll Revenue receivable (as given in the table above) is not included in the column 'Fee Collected'.
9. '1.25' times User Fee via UPI for vehicles without a valid FASTag w.e.f. 15 November 2025 as per directions of MPEL vide letter no MPEL/02/DIC/968 dated 10 November 2025.



MONTHLY/DAILY FEE STATEMENT

Project Highway: National Highway NH-48

Day/Month: 08-Mar-2026

Sr. No.	Name of Toll Plaza Location	Chainage
1	Shedung National Highway NH-48 (From Km. 20+400 to 131+200)	103+350

Type of Vehicle	For corresponding day/month of previous year 8-Mar-2025		For preceding day/month 7-Mar-2026		For the day/month reported upon 8-Mar-2026		
	No. of Vehicles	Fee collected (in lakh Rs.)	No. of Vehicles	Fee collected (in lakh Rs.)	Fee per Vehicle (in Rs.)	No. of Vehicles	Fee collected (in lakh Rs.)
1	2	3	4	5	6	7	8
A-Car (Note-7)	14219	824603	14854	823653	Note-1	14200	796960
B-LCV	1257	124326	1229	123150		788	76613
C-Bus	1324	268280	1345	271215		937	189844
D-Truck	0	0	0	0		0	0
E-Three-axle vehicle	0	0	0	0		0	0
F-Multi-axle Truck	1725	703250	1738	703789		1379	547563
G-Oversized vehicle	0	0	0	0		0	0
FASTag Debit Adjustment/ Chargeback Received from Bank (Net) (Note-5)	0	0	0	1344	Note-5	0	0
H- Total	18525	1920458	19166	1923151		17304	1610980

Day/Month wise Opening Balance of Toll Collection & Traffic

Day	8										
Month	3										
Year	2026										
Toll Depositing Bank	State Bank Of India										
Bank Account No.	39177623786										
Transaction Type	Car/Jeep Count	Total Car/ Jeep Amount (in Rs.)	Bus/Truck Count	Total Bus / Truck Amount (in Rs.)	LCV Count	Total LCV Amount (in Rs.)	MAV (Multi Axle Vehicle Count)	Total MAV (Multi Axle Vehicle) Amount (in Rs.)	Three Axle Count	Three Axle Count Amount (in Rs.)	FASTag Debit Adjustment/ Chargeback Received from Bank (Net)
1	2	3	4	5	8	9	10	11	12	13	Note-5
Single Journey	7799	339434	544	91608	546	46302	1113	407482	0	0	0
Monthly Pass Sales	1	359	0	0	0	0	0	0	0	0	0
Daily Pass Sales	4913	347775	371	92214	228	28610	252	133602	0	0	0
Local Pass Sales	0	0	0	0	0	0	0	0	0	0	0
Return Pass Sales	0	0	0	0	0	0	0	0	0	0	0
Double User Fee (FASTag Lane Violation) (Note-6)	625	58750	12	3960	4	664	1	710	0	0	0
1.25 times User Fee via UPI (FASTag Lane Violation) (Note-9)	862	50643	10	2063	10	1038	13	5769	0	0	0

Traffic and Revenue Receivable (Annual Pass - Note 7)		
Transaction Type	Car/Jeep Count	Total Car/ Jeep Amount (in Rs.)
1	2	3
Annual Pass	1349	75054

Total Non-Tollable Traffic Count Entry Details (Note-2)						
Transaction Type	Car/Jeep Count	Bus/Truck Count	LCV Count	MAV (Multi Axle Vehicle Count)	Three Axle Count	
1	2	3	5	6	7	
Reuse & Exit	5527	555	274	286		0
Exemption & Violation	5215	159	27	99		0

Notes

1. Fee for Fastag vehicles passing two toll plazas, is collected at two plazas in few cases and therefore section wise traffic details will not be available at one plaza for same.
2. All Non-tollable traffic could not be recorded/reported due to unavailability of adequate Lanes & systems. Non-Tollable count includes Reuse of daily/return/monthly pass, exit trips, exemption and violations.
3. Reporting (FASTag/Cash/Card) - 12:00:00 AM to 11:59:59 PM.
4. Fastag Collection is net of Acquiring Bank Charges
5. FASTag Debit Adjustment/Chargeback Received from Bank (Net)
6. Double user fee (from cash vehicles entering dedicated Fastag lane) collected from vehicles are reported separately (count and revenue). These are included in vehicle category wise count and revenue.
7. Annual FASTag pass w.e.f. 15 August 2025 as per directions of MPEL vide letter no MPEL/DIC/2025/676 dated August 14, 2025.
8. Annual Pass Toll Revenue receivable (as given in the table above) is not included in the column 'Fee Collected'.
9. '1.25' times User Fee via UPI for vehicles without a valid FASTag w.e.f. 15 November 2025 as per directions of MPEL vide letter no MPEL/02/DIC/968 dated 10 November 2025.



MONTHLY/DAILY FEE STATEMENT

Project Highway: National Highway NH-48

Day/Month: 09-Mar-2026

Sr. No.	Name of Toll Plaza Location	Chainage
1	Shedung National Highway NH-48 (From Km. 20+400 to 131+200)	103+350

Type of Vehicle	For corresponding day/month of previous year 9-Mar-2025		For preceding day/month 8-Mar-2026		For the day/month reported upon 9-Mar-2026		
	No. of Vehicles	Fee collected (in lakh Rs.)	No. of Vehicles	Fee collected (in lakh Rs.)	Fee per Vehicle (in Rs.)	No. of Vehicles	Fee collected (in lakh Rs.)
1	2	3	4	5	6	7	8
A-Car (Note-7)	12714	745350	14200	796960	Note-1	11143	610510
B-LCV	720	68042	788	76613		1038	104567
C-Bus	889	178848	937	189844		1168	237236
D-Truck	0	0	0	0		0	0
E-Three-axle vehicle	0	0	0	0		0	0
F-Multi-axle Truck	1321	529773	1379	547563		1553	620539
G-Oversized vehicle	0	0	0	0		0	0
FASTag Debit Adjustment/ Chargeback Received from Bank (Net) (Note-5)	0	-23	0	0	Note-5	0	96
H- Total	15644	1521989	17304	1610980		14902	1572948

Day/Month wise Opening Balance of Toll Collection & Traffic

Day	9										
Month	3										
Year	2026										
Toll Depositing Bank	State Bank Of India										
Bank Account No.	39177623786										
Transaction Type	Car/Jeep Count	Total Car/ Jeep Amount (in Rs.)	Bus/Truck Count	Total Bus / Truck Amount (in Rs.)	LCV Count	Total LCV Amount (in Rs.)	MAV (Multi Axle Vehicle Count)	Total MAV (Multi Axle Vehicle) Amount (in Rs.)	Three Axle Count	Three Axle Count Amount (in Rs.)	FASTag Debit Adjustment/ Chargeback Received from Bank (Net)
1	2	3	4	5	8	9	10	11	12	13	Note-5
Single Journey	6075	247559	683	116262	624	52957	1217	443150	0	0	96
Monthly Pass Sales	4	3534	0	0	0	0	0	0	0	0	0
Daily Pass Sales	3981	281938	425	105009	371	46401	313	165319	0	0	0
Local Pass Sales	0	0	0	0	0	0	0	0	0	0	0
Return Pass Sales	0	0	0	0	0	0	0	0	0	0	0
Double User Fee (FASTag Lane Violation) (Note-6)	393	36942	29	9570	12	1992	7	4970	0	0	0
1.25 times User Fee via UPI (FASTag Lane Violation) (Note-9)	690	40538	31	6394	31	3216	16	7100	0	0	0

Traffic and Revenue Receivable (Annual Pass - Note 7)		
Transaction Type	Car/Jeep Count	Total Car/ Jeep Amount (in Rs.)
1	2	3
Annual Pass	1333	73509

Total Non-Tollable Traffic Count Entry Details (Note-2)						
Transaction Type	Car/Jeep Count	Bus/Truck Count	LCV Count	MAV (Multi Axle Vehicle Count)	Three Axle Count	
1	2	3	5	6	7	
Reuse & Exit	4883	639	443	371	0	
Exemption & Violation	5026	224	41	247	0	

Notes

1. Fee for Fastag vehicles passing two toll plazas, is collected at two plazas in few cases and therefore section wise traffic details will not be available at one plaza for same.
2. All Non-tollable traffic could not be recorded/reported due to unavailability of adequate Lanes & systems. Non-Tollable count includes Reuse of daily/return/monthly pass, exit trips, exemption and violations.
3. Reporting (FASTag/Cash/Card) - 12:00:00 AM to 11:59:59 PM.
4. Fastag Collection is net of Acquiring Bank Charges
5. FASTag Debit Adjustment/Chargeback Received from Bank (Net)
6. Double user fee (from cash vehicles entering dedicated Fastag lane) collected from vehicles are reported separately (count and revenue). These are included in vehicle category wise count and revenue.
7. Annual FASTag pass w.e.f. 15 August 2025 as per directions of MPEL vide letter no MPEL/DIC/2025/676 dated August 14, 2025.
8. Annual Pass Toll Revenue receivable (as given in the table above) is not included in the column 'Fee Collected'.
9. '1.25' times User Fee via UPI for vehicles without a valid FASTag w.e.f. 15 November 2025 as per directions of MPEL vide letter no MPEL/02/DIC/968 dated 10 November 2025.



MONTHLY/DAILY FEE STATEMENT

Project Highway: National Highway NH-48

Day/Month: 10-Mar-2026

Sr. No.	Name of Toll Plaza Location	Chainage
1	Shedung National Highway NH-48 (From Km. 20+400 to 131+200)	103+350

Type of Vehicle	For corresponding day/month of previous year 10-Mar-2025		For preceding day/month 9-Mar-2026		For the day/month reported upon 10-Mar-2026		
	No. of Vehicles	Fee collected (in lakh Rs.)	No. of Vehicles	Fee collected (in lakh Rs.)	Fee per Vehicle (in Rs.)	No. of Vehicles	Fee collected (in lakh Rs.)
1	2	3	4	5	6	7	8
A-Car (Note-7)	9864	567047	11143	610510	Note-1	11130	618455
B-LCV	1020	100700	1038	104567		1254	126719
C-Bus	1128	231116	1168	237236		1273	261268
D-Truck	0	0	0	0		0	0
E-Three-axle vehicle	0	0	0	0		0	0
F-Multi-axle Truck	1601	637707	1553	620539		1734	690396
G-Oversized vehicle	0	0	0	0		0	0
FASTag Debit Adjustment/ Chargeback Received from Bank (Net) (Note-5)	0	1222	0	96	Note-5	0	758
H- Total	13613	1537792	14902	1572948		15391	1697595

Day/Month wise Opening Balance of Toll Collection & Traffic

Day	10										
Month	3										
Year	2026										
Toll Depositing Bank	State Bank Of India										
Bank Account No.	39177623786										
Transaction Type	Car/Jeep Count	Total Car/ Jeep Amount (in Rs.)	Bus/Truck Count	Total Bus / Truck Amount (in Rs.)	LCV Count	Total LCV Amount (in Rs.)	MAV (Multi Axle Vehicle Count)	Total MAV (Multi Axle Vehicle) Amount (in Rs.)	Three Axle Count	Three Axle Count Amount (in Rs.)	FASTag Debit Adjustment/ Chargeback Received from Bank (Net)
1	2	3	4	5	8	9	10	11	12	13	Note-5
Single Journey	5655	228302	684	115828	777	66234	1346	485893	0	0	758
Monthly Pass Sales	2	1767	0	0	1	1258	0	0	0	0	0
Daily Pass Sales	4240	300547	518	127951	454	56571	358	190125	0	0	0
Local Pass Sales	0	0	0	0	0	0	0	0	0	0	0
Return Pass Sales	0	0	0	0	0	0	0	0	0	0	0
Double User Fee (FASTag Lane Violation) (Note-6)	433	40702	23	7590	6	996	4	2840	0	0	0
1.25 times User Fee via UPI (FASTag Lane Violation) (Note-9)	800	47136	48	9900	16	1660	26	11538	0	0	0

Traffic and Revenue Receivable (Annual Pass - Note 7)		
Transaction Type	Car/Jeep Count	Total Car/ Jeep Amount (in Rs.)
1	2	3
Annual Pass	1312	72193

Total Non-Tollable Traffic Count Entry Details (Note-2)					
Transaction Type	Car/Jeep Count	Bus/Truck Count	LCV Count	MAV (Multi Axle Vehicle Count)	Three Axle Count
1	2	3	5	6	7
Reuse & Exit	5198	757	546	495	0
Exemption & Violation	6650	222	53	250	0

Notes

1. Fee for Fastag vehicles passing two toll plazas, is collected at two plazas in few cases and therefore section wise traffic details will not be available at one plaza for same.
2. All Non-tollable traffic could not be recorded/reported due to unavailability of adequate Lanes & systems. Non-Tollable count includes Reuse of daily/return/monthly pass, exit trips, exemption and violations.
3. Reporting (FASTag/Cash/Card) - 12:00:00 AM to 11:59:59 PM.
4. Fastag Collection is net of Acquiring Bank Charges
5. FASTag Debit Adjustment/Chargeback Received from Bank (Net)
6. Double user fee (from cash vehicles entering dedicated Fastag lane) collected from vehicles are reported separately (count and revenue). These are included in vehicle category wise count and revenue.
7. Annual FASTag pass w.e.f. 15 August 2025 as per directions of MPEL vide letter no MPEL/DIC/2025/676 dated August 14, 2025.
8. Annual Pass Toll Revenue receivable (as given in the table above) is not included in the column 'Fee Collected'.
9. '1.25' times User Fee via UPI for vehicles without a valid FASTag w.e.f. 15 November 2025 as per directions of MPEL vide letter no MPEL/02/DIC/968 dated 10 November 2025.



MONTHLY/DAILY FEE STATEMENT

Project Highway: National Highway NH-48

Day/Month: 11-Mar-2026

Sr. No.	Name of Toll Plaza Location	Chainage
1	National Highway NH-48 (From Km. 20+400 to 131+200) Shedung	103+350

Type of Vehicle	For corresponding day/month of previous year 11-Mar-2025		For preceding day/month 10-Mar-2026		For the day/month reported upon 11-Mar-2026		
	No. of Vehicles	Fee collected (in lakh Rs.)	No. of Vehicles	Fee collected (in lakh Rs.)	Fee per Vehicle (in Rs.)	No. of Vehicles	Fee collected (in lakh Rs.)
1	2	3	4	5	6	7	8
A-Car (Note-7)	9616	560501	11130	618455	Note-1	11275	626642
B-LCV	1222	120329	1254	126719		1267	129392
C-Bus	1249	256447	1273	261268		1262	261206
D-Truck	0	0	0	0		0	0
E-Three-axle vehicle	0	0	0	0		0	0
F-Multi-axle Truck	1815	732145	1734	690396		1840	748136
G-Oversized vehicle	0	0	0	0		0	0
FASTag Debit Adjustment/ Chargeback Received from Bank (Net) (Note-5)	0	716	0	758	Note-5	0	243
H- Total	13902	1670137	15391	1697595		15644	1765619

Day/Month wise Opening Balance of Toll Collection & Traffic

Day	11										
Month	3										
Year	2026										
Toll Depositing Bank	State Bank Of India										
Bank Account No.	39177623786										
Transaction Type	Car/Jeep Count	Total Car/ Jeep Amount (in Rs.)	Bus/Truck Count	Total Bus / Truck Amount (in Rs.)	LCV Count	Total LCV Amount (in Rs.)	MAV (Multi Axle Vehicle Count)	Total MAV (Multi Axle Vehicle) Amount (in Rs.)	Three Axle Count	Three Axle Count Amount (in Rs.)	FASTag Debit Adjustment/ Chargeback Received from Bank (Net)
1	2	3	4	5	8	9	10	11	12	13	Note-5
Single Journey	5811	235862	664	112587	741	63264	1370	499150	0	0	243
Monthly Pass Sales	2	1767	0	0	0	0	0	0	0	0	0
Daily Pass Sales	4334	307162	532	131294	507	63410	428	227420	0	0	0
Local Pass Sales	0	0	0	0	0	0	0	0	0	0	0
Return Pass Sales	0	0	0	0	0	0	0	0	0	0	0
Double User Fee (FASTag Lane Violation) (Note-6)	442	41548	30	9900	12	1992	11	7810	0	0	0
1.25 times User Fee via UPI (FASTag Lane Violation) (Note-9)	686	40303	36	7425	7	726	31	13756	0	0	0

Traffic and Revenue Receivable (Annual Pass - Note 7)		
Transaction Type	Car/Jeep Count	Total Car/ Jeep Amount (in Rs.)
1	2	3
Annual Pass	1302	72308

Total Non-Tollable Traffic Count Entry Details (Note-2)					
Transaction Type	Car/Jeep Count	Bus/Truck Count	LCV Count	MAV (Multi Axle Vehicle Count)	Three Axle Count
1	2	3	5	6	7
Reuse & Exit	5234	760	598	593	0
Exemption & Violation	6736	212	58	126	0

Notes

1. Fee for Fastag vehicles passing two toll plazas, is collected at two plazas in few cases and therefore section wise traffic details will not be available at one plaza for same.
2. All Non-tollable traffic could not be recorded/reported due to unavailability of adequate Lanes & systems. Non-Tollable count includes Reuse of daily/return/monthly pass, exit trips, exemption and violations.
3. Reporting (FASTag/Cash/Card) - 12:00:00 AM to 11:59:59 PM.
4. Fastag Collection is net of Acquiring Bank Charges
5. FASTag Debit Adjustment/Chargeback Received from Bank (Net)
6. Double user fee (from cash vehicles entering dedicated Fastag lane) collected from vehicles are reported separately (count and revenue). These are included in vehicle category wise count and revenue.
7. Annual FASTag pass w.e.f. 15 August 2025 as per directions of MPEL vide letter no MPEL/DIC/2025/676 dated August 14, 2025.
8. Annual Pass Toll Revenue receivable (as given in the table above) is not included in the column 'Fee Collected'.
9. '1.25' times User Fee via UPI for vehicles without a valid FASTag w.e.f. 15 November 2025 as per directions of MPEL vide letter no MPEL/02/DIC/968 dated 10 November 2025.



MONTHLY/DAILY FEE STATEMENT

Project Highway: National Highway NH-48

Day/Month: 12-Mar-2026

Sr. No.	Name of Toll Plaza Location	Chainage
1	Shedung National Highway NH-48 (From Km. 20+400 to 131+200)	103+350

Type of Vehicle	For corresponding day/month of previous year 12-Mar-2025		For preceding day/month 11-Mar-2026		For the day/month reported upon 12-Mar-2026		
	No. of Vehicles	Fee collected (in lakh Rs.)	No. of Vehicles	Fee collected (in lakh Rs.)	Fee per Vehicle (in Rs.)	No. of Vehicles	Fee collected (in lakh Rs.)
1	2	3	4	5	6	7	8
A-Car (Note-7)	10254	596427	11275	626642	Note-1	11497	640225
B-LCV	1274	125444	1267	129392		1304	132329
C-Bus	1272	259494	1262	261206		1286	263107
D-Truck	0	0	0	0		0	0
E-Three-axle vehicle	0	0	0	0		0	0
F-Multi-axle Truck	1991	807844	1840	748136		1889	761685
G-Oversized vehicle	0	0	0	0		0	0
FASTag Debit Adjustment/ Chargeback Received from Bank (Net) (Note-5)	0	723	0	243	Note-5	0	1066
H- Total	14791	1789932	15644	1765619		15976	1798412

Day/Month wise Opening Balance of Toll Collection & Traffic

Day	12										
Month	3										
Year	2026										
Toll Depositing Bank	State Bank Of India										
Bank Account No.	39177623786										
Transaction Type	Car/Jeep Count	Total Car/ Jeep Amount (in Rs.)	Bus/Truck Count	Total Bus / Truck Amount (in Rs.)	LCV Count	Total LCV Amount (in Rs.)	MAV (Multi Axle Vehicle Count)	Total MAV (Multi Axle Vehicle) Amount (in Rs.)	Three Axle Count	Three Axle Count Amount (in Rs.)	FASTag Debit Adjustment/ Chargeback Received from Bank (Net)
1	2	3	4	5	8	9	10	11	12	13	Note-5
Single Journey	5860	238773	719	121421	795	68123	1440	524669	0	0	1066
Monthly Pass Sales	3	1078	0	0	0	0	0	0	0	0	0
Daily Pass Sales	4471	316714	514	127042	488	61342	415	220332	0	0	0
Local Pass Sales	0	0	0	0	0	0	0	0	0	0	0
Return Pass Sales	0	0	0	0	0	0	0	0	0	0	0
Double User Fee (FASTag Lane Violation) (Note-6)	435	40890	30	9900	11	1826	6	4260	0	0	0
1.25 times User Fee via UPI (FASTag Lane Violation) (Note-9)	728	42770	23	4744	10	1038	28	12425	0	0	0

Traffic and Revenue Receivable (Annual Pass - Note 7)		
Transaction Type	Car/Jeep Count	Total Car/ Jeep Amount (in Rs.)
1	2	3
Annual Pass	1382	76140

Total Non-Tollable Traffic Count Entry Details (Note-2)						
Transaction Type	Car/Jeep Count	Bus/Truck Count	LCV Count	MAV (Multi Axle Vehicle Count)	Three Axle Count	
1	2	3	5	6	7	
Reuse & Exit	5390	721	564	499	0	
Exemption & Violation	6326	211	40	111	0	

Notes

1. Fee for Fastag vehicles passing two toll plazas, is collected at two plazas in few cases and therefore section wise traffic details will not be available at one plaza for same.
2. All Non-tollable traffic could not be recorded/reported due to unavailability of adequate Lanes & systems. Non-Tollable count includes Reuse of daily/return/monthly pass, exit trips, exemption and violations.
3. Reporting (FASTag/Cash/Card) - 12:00:00 AM to 11:59:59 PM.
4. Fastag Collection is net of Acquiring Bank Charges
5. FASTag Debit Adjustment/Chargeback Received from Bank (Net)
6. Double user fee (from cash vehicles entering dedicated Fastag lane) collected from vehicles are reported separately (count and revenue). These are included in vehicle category wise count and revenue.
7. Annual FASTag pass w.e.f. 15 August 2025 as per directions of MPEL vide letter no MPEL/DIC/2025/676 dated August 14, 2025.
8. Annual Pass Toll Revenue receivable (as given in the table above) is not included in the column 'Fee Collected'.
9. '1.25' times User Fee via UPI for vehicles without a valid FASTag w.e.f. 15 November 2025 as per directions of MPEL vide letter no MPEL/02/DIC/968 dated 10 November 2025.



MONTHLY/DAILY FEE STATEMENT

Project Highway: National Highway NH-48

Day/Month: 13-Mar-2026

Sr. No.	Name of Toll Plaza Location	Chainage
1	National Highway NH-48 (from Km. 20+400 to 131+200)	103+350

Type of Vehicle	For corresponding day/month of previous year 13-Mar-2025		For preceding day/month 12-Mar-2026		For the day/month reported upon 13-Mar-2026		
	No. of Vehicles	Fee collected (in lakh Rs.)	No. of Vehicles	Fee collected (in lakh Rs.)	Fee per Vehicle (in Rs.)	No. of Vehicles	Fee collected (in lakh Rs.)
1	2	3	4	5	6	7	8
A-Car (Note-7)	12041	687873	11497	640225	Note-1	12590	689563
B-LCV	1252	123994	1304	132329		1318	132529
C-Bus	1290	262953	1286	263107		1316	267341
D-Truck	0	0	0	0		0	0
E-Three-axle vehicle	0	0	0	0		0	0
F-Multi-axle Truck	1818	731816	1889	761685		1818	738251
G-Oversized vehicle	0	0	0	0		0	0
FASTag Debit Adjustment/ Chargeback Received from Bank (Net) (Note-5)	0	1205	0	1066	Note-5	0	1189
H- Total	16401	1807841	15976	1798412		17042	1828873

Day/Month wise Opening Balance of Toll Collection & Traffic

Day	13
Month	3
Year	2026
Toll Depositing Bank	State Bank Of India
Bank Account No.	39177623786

Transaction Type	Car/Jeep Count	Total Car/ Jeep Amount (in Rs.)	Bus/Truck Count	Total Bus / Truck Amount (in Rs.)	LCV Count	Total LCV Amount (in Rs.)	MAV (Multi Axle Vehicle Count)	Total MAV (Multi Axle Vehicle) Amount (in Rs.)	Three Axle Count	Three Axle Count Amount (in Rs.)	FASTag Debit Adjustment/ Chargeback Received from Bank (Net) Note-5
1	2	3	4	5	8	9	10	11	12	13	
Single Journey	6983	290599	762	128835	805	68367	1370	501763	0	0	1189
Monthly Pass Sales	1	359	0	0	0	0	0	0	0	0	0
Daily Pass Sales	4304	305051	506	125389	486	60739	420	221667	0	0	0
Local Pass Sales	0	0	0	0	0	0	0	0	0	0	0
Return Pass Sales	0	0	0	0	0	0	0	0	0	0	0
Double User Fee (FASTag Lane Violation) (Note-6)	484	45496	26	8580	10	1660	9	6390	0	0	0
1.25 times User Fee via UPI (FASTag Lane Violation) (Note-9)	818	48058	22	4538	17	1764	19	8431	0	0	0

Traffic and Revenue Receivable (Annual Pass - Note 7)		
Transaction Type	Car/Jeep Count	Total Car/ Jeep Amount (in Rs.)
1	2	3
Annual Pass	1424	79058

Total Non-Tollable Traffic Count Entry Details (Note-2)					
Transaction Type	Car/Jeep Count	Bus/Truck Count	LCV Count	MAV (Multi Axle Vehicle Count)	Three Axle Count
1	2	3	5	6	7
Reuse & Exit	5216	717	560	514	0
Exemption & Violation	6700	220	49	128	0

Notes

1. Fee for Fastag vehicles passing two toll plazas, is collected at two plazas in few cases and therefore section wise traffic details will not be available at one plaza for same.
2. All Non-tollable traffic could not be recorded/reported due to unavailability of adequate Lanes & systems. Non-Tollable count includes Reuse of daily/return/monthly pass, exit trips, exemption and violations.
3. Reporting (FASTag/Cash/Card) - 12:00:00 AM to 11:59:59 PM.
4. Fastag Collection is net of Acquiring Bank Charges
5. FASTag Debit Adjustment/Chargeback Received from Bank (Net)
6. Double user fee (from cash vehicles entering dedicated Fastag lane) collected from vehicles are reported separately (count and revenue). These are included in vehicle category wise count and revenue.
7. Annual FASTag pass w.e.f. 15 August 2025 as per directions of MPEL vide letter no MPEL/DIC/2025/676 dated August 14, 2025.
8. Annual Pass Toll Revenue receivable (as given in the table above) is not included in the column 'Fee Collected'.
9. '1.25' times User Fee via UPI for vehicles without a valid FASTag w.e.f. 15 November 2025 as per directions of MPEL vide letter no MPEL/02/DIC/968 dated 10 November 2025.



MONTHLY/DAILY FEE STATEMENT

Project Highway: National Highway NH-48

Day/Month: 14-Mar-2026

Sr. No.	Name of Toll Plaza Location	Chainage
National Highway NH-48 (from Km. 20+400 to 131+200)		
1	Shedung	103+350

Type of Vehicle	For corresponding day/month of previous year 14-Mar-2025		For preceding day/month 13-Mar-2026		For the day/month reported upon 14-Mar-2026		
	No. of Vehicles	Fee collected (in lakh Rs.)	No. of Vehicles	Fee collected (in lakh Rs.)	Fee per Vehicle (in Rs.)	No. of Vehicles	Fee collected (in lakh Rs.)
1	2	3	4	5	6	7	8
A-Car (Note-7)	10586	608408	12590	689563	Note-1	16439	910232
B-LCV	476	44568	1318	132529		1282	129069
C-Bus	561	111127	1316	267341		1333	268639
D-Truck	0	0	0	0		0	0
E-Three-axle vehicle	0	0	0	0		0	0
F-Multi-axle Truck	844	322474	1818	738251		1843	734912
G-Oversized vehicle	0	0	0	0		0	0
FASTag Debit Adjustment/ Chargeback Received from Bank (Net) (Note-5)	0	0	0	1189	Note-5	0	-795
H- Total	12467	1086578	17042	1828873		20897	2042058

Day/Month wise Opening Balance of Toll Collection & Traffic

Day	14
Month	3
Year	2026
Toll Depositing Bank	State Bank Of India
Bank Account No.	39177623786

Transaction Type	Car/Jeep Count	Total Car/ Jeep Amount (in Rs.)	Bus/Truck Count	Total Bus / Truck Amount (in Rs.)	LCV Count	Total LCV Amount (in Rs.)	MAV (Multi Axle Vehicle Count)	Total MAV (Multi Axle Vehicle) Amount (in Rs.)	Three Axle Count	Three Axle Count Amount (in Rs.)	FASTag Debit Adjustment/ Chargeback Received from Bank (Net)
1	2	3	4	5	8	9	10	11	12	13	Note-5
Single Journey	9291	402514	797	134546	790	67354	1440	521821	0	0	-795
Monthly Pass Sales	1	359	0	0	0	0	0	0	0	0	0
Daily Pass Sales	5562	393830	487	120522	470	58686	376	199779	0	0	0
Local Pass Sales	0	0	0	0	0	0	0	0	0	0	0
Return Pass Sales	0	0	0	0	0	0	0	0	0	0	0
Double User Fee (FASTag Lane Violation) (Note-6)	579	54426	28	9240	12	1992	5	3550	0	0	0
1.25 times User Fee via UPI (FASTag Lane Violation) (Note-9)	1006	59103	21	4331	10	1038	22	9763	0	0	0

Traffic and Revenue Receivable (Annual Pass - Note 7)		
Transaction Type	Car/Jeep Count	Total Car/ Jeep Amount (in Rs.)
1	2	3
Annual Pass	1510	83863

Total Non-Tollable Traffic Count Entry Details (Note-2)					
Transaction Type	Car/Jeep Count	Bus/Truck Count	LCV Count	MAV (Multi Axle Vehicle Count)	Three Axle Count
1	2	3	5	6	7
Reuse & Exit	6525	675	528	458	0
Exemption & Violation	6375	196	70	115	0

Notes

1. Fee for Fastag vehicles passing two toll plazas, is collected at two plazas in few cases and therefore section wise traffic details will not be available at one plaza for same.
2. All Non-tollable traffic could not be recorded/reported due to unavailability of adequate Lanes & systems. Non-Tollable count includes Reuse of daily/return/monthly pass, exit trips, exemption and violations.
3. Reporting (FASTag/Cash/Card) - 12:00:00 AM to 11:59:59 PM.
4. Fastag Collection is net of Acquiring Bank Charges
5. FASTag Debit Adjustment/Chargeback Received from Bank (Net)
6. Double user fee (from cash vehicles entering dedicated Fastag lane) collected from vehicles are reported separately (count and revenue). These are included in vehicle category wise count and revenue.
7. Annual FASTag pass w.e.f. 15 August 2025 as per directions of MPEL vide letter no MPEL/DIC/2025/676 dated August 14, 2025.
8. Annual Pass Toll Revenue receivable (as given in the table above) is not included in the column 'Fee Collected'.
9. '1.25' times User Fee via UPI for vehicles without a valid FASTag w.e.f. 15 November 2025 as per directions of MPEL vide letter no MPEL/02/DIC/968 dated 10 November 2025.



MONTHLY/DAILY FEE STATEMENT

Project Highway: National Highway NH-48

Day/Month: 15-Mar-2026

Sr. No.	Name of Toll Plaza Location	Chainage
1	Shedung National Highway NH-48 (From Km. 20+400 to 131+200)	103+350

Type of Vehicle	For corresponding day/month of previous year 15-Mar-2025		For preceding day/month 14-Mar-2026		For the day/month reported upon 15-Mar-2026		
	No. of Vehicles	Fee collected (in lakh Rs.)	No. of Vehicles	Fee collected (in lakh Rs.)	Fee per Vehicle (in Rs.)	No. of Vehicles	Fee collected (in lakh Rs.)
1	2	3	4	5	6	7	8
A-Car (Note-7)	13278	763184	16439	910232	Note-1	15062	842850
B-LCV	916	91140	1282	129069		817	79113
C-Bus	959	193765	1333	268639		935	187338
D-Truck	0	0	0	0		0	0
E-Three-axle vehicle	0	0	0	0		0	0
F-Multi-axle Truck	1549	611431	1843	734912		1459	586440
G-Oversized vehicle	0	0	0	0		0	0
FASTag Debit Adjustment/ Chargeback Received from Bank (Net) (Note-5)	0	0	0	-795	Note-5	0	0
H- Total	16702	1659520	20897	2042058		18273	1695741

Day/Month wise Opening Balance of Toll Collection & Traffic

Day	15										
Month	3										
Year	2026										
Toll Depositing Bank	State Bank Of India										
Bank Account No.	39177623786										
Transaction Type	Car/Jeep Count	Total Car/ Jeep Amount (in Rs.)	Bus/Truck Count	Total Bus / Truck Amount (in Rs.)	LCV Count	Total LCV Amount (in Rs.)	MAV (Multi Axle Vehicle Count)	Total MAV (Multi Axle Vehicle) Amount (in Rs.)	Three Axle Count	Three Axle Count Amount (in Rs.)	FASTag Debit Adjustment/ Chargeback Received from Bank (Net)
1	2	3	4	5	8	9	10	11	12	13	Note-5
Single Journey	8356	364510	568	95949	573	48595	1142	420385	0	0	0
Monthly Pass Sales	2	719	0	0	0	0	0	0	0	0	0
Daily Pass Sales	5008	354258	345	85490	228	28671	280	148572	0	0	0
Local Pass Sales	0	0	0	0	0	0	0	0	0	0	0
Return Pass Sales	0	0	0	0	0	0	0	0	0	0	0
Double User Fee (FASTag Lane Violation) (Note-6)	673	63262	11	3630	3	498	4	2840	0	0	0
1.25 times User Fee via UPI (FASTag Lane Violation) (Note-9)	1023	60101	11	2269	13	1349	33	14644	0	0	0

Traffic and Revenue Receivable (Annual Pass - Note 7)		
Transaction Type	Car/Jeep Count	Total Car/ Jeep Amount (in Rs.)
1	2	3
Annual Pass	1424	79001

Total Non-Tollable Traffic Count Entry Details (Note-2)						
Transaction Type	Car/Jeep Count	Bus/Truck Count	LCV Count	MAV (Multi Axle Vehicle Count)	Three Axle Count	
1	2	3	5	6	7	
Reuse & Exit	5697	520	271	411		0
Exemption & Violation	5991	206	33	119		0

Notes

1. Fee for Fastag vehicles passing two toll plazas, is collected at two plazas in few cases and therefore section wise traffic details will not be available at one plaza for same.
2. All Non-tollable traffic could not be recorded/reported due to unavailability of adequate Lanes & systems. Non-Tollable count includes Reuse of daily/return/monthly pass, exit trips, exemption and violations.
3. Reporting (FASTag/Cash/Card) - 12:00:00 AM to 11:59:59 PM.
4. Fastag Collection is net of Acquiring Bank Charges
5. FASTag Debit Adjustment/Chargeback Received from Bank (Net)
6. Double user fee (from cash vehicles entering dedicated Fastag lane) collected from vehicles are reported separately (count and revenue). These are included in vehicle category wise count and revenue.
7. Annual FASTag pass w.e.f. 15 August 2025 as per directions of MPEL vide letter no MPEL/DIC/2025/676 dated August 14, 2025.
8. Annual Pass Toll Revenue receivable (as given in the table above) is not included in the column 'Fee Collected'.
9. '1.25' times User Fee via UPI for vehicles without a valid FASTag w.e.f. 15 November 2025 as per directions of MPEL vide letter no MPEL/02/DIC/968 dated 10 November 2025.



MONTHLY/DAILY FEE STATEMENT

Project Highway: National Highway NH-48

Day/Month: 16-Mar-2026

Sr. No.	Name of Toll Plaza Location	Chainage
1	National Highway NH-48 (From Km. 20+400 to 131+200) Shedung	103+350

Type of Vehicle	For corresponding day/month of previous year 16-Mar-2025		For preceding day/month 15-Mar-2026		For the day/month reported upon 16-Mar-2026		
	No. of Vehicles	Fee collected (in lakh Rs.)	No. of Vehicles	Fee collected (in lakh Rs.)	Fee per Vehicle (in Rs.)	No. of Vehicles	Fee collected (in lakh Rs.)
1	2	3	4	5	6	7	8
A-Car (Note-7)	14885	865387	15062	842850	Note-1	11368	625468
B-LCV	780	75088	817	79113		1051	106118
C-Bus	852	174327	935	187338		1169	235886
D-Truck	0	0	0	0		0	0
E-Three-axle vehicle	0	0	0	0		0	0
F-Multi-axle Truck	1344	534493	1459	586440		1665	671491
G-Oversized vehicle	0	0	0	0		0	0
FASTag Debit Adjustment/ Chargeback Received from Bank (Net) (Note-5)	0	-552	0	0	Note-5	0	1797
H- Total	17861	1648744	18273	1695741		15253	1640761

Day/Month wise Opening Balance of Toll Collection & Traffic

Day	16										
Month	3										
Year	2026										
Toll Depositing Bank	State Bank Of India										
Bank Account No.	39177623786										
Transaction Type	Car/Jeep Count	Total Car/ Jeep Amount (in Rs.)	Bus/Truck Count	Total Bus / Truck Amount (in Rs.)	LCV Count	Total LCV Amount (in Rs.)	MAV (Multi Axle Vehicle Count)	Total MAV (Multi Axle Vehicle) Amount (in Rs.)	Three Axle Count	Three Axle Count Amount (in Rs.)	FASTag Debit Adjustment/ Chargeback Received from Bank (Net)
1	2	3	4	5	8	9	10	11	12	13	Note-5
Single Journey	6134	251973	680	114831	645	54902	1303	480634	0	0	1797
Monthly Pass Sales	1	1408	0	0	0	0	0	0	0	0	0
Daily Pass Sales	4071	288452	456	113011	375	47066	335	177278	0	0	0
Local Pass Sales	0	0	0	0	0	0	0	0	0	0	0
Return Pass Sales	0	0	0	0	0	0	0	0	0	0	0
Double User Fee (FASTag Lane Violation) (Note-6)	436	40984	10	3300	15	2490	6	4260	0	0	0
1.25 times User Fee via UPI (FASTag Lane Violation) (Note-9)	726	42653	23	4744	16	1660	21	9319	0	0	0

Traffic and Revenue Receivable (Annual Pass - Note 7)		
Transaction Type	Car/Jeep Count	Total Car/ Jeep Amount (in Rs.)
1	2	3
Annual Pass	1283	71335

Total Non-Tollable Traffic Count Entry Details (Note-2)						
Transaction Type	Car/Jeep Count	Bus/Truck Count	LCV Count	MAV (Multi Axle Vehicle Count)	Three Axle Count	
1	2	3	5	6	7	
Reuse & Exit	4949	681	441	386		0
Exemption & Violation	6612	217	32	126		0

Notes

1. Fee for Fastag vehicles passing two toll plazas, is collected at two plazas in few cases and therefore section wise traffic details will not be available at one plaza for same.
2. All Non-tollable traffic could not be recorded/reported due to unavailability of adequate Lanes & systems. Non-Tollable count includes Reuse of daily/return/monthly pass, exit trips, exemption and violations.
3. Reporting (FASTag/Cash/Card) - 12:00:00 AM to 11:59:59 PM.
4. Fastag Collection is net of Acquiring Bank Charges
5. FASTag Debit Adjustment/Chargeback Received from Bank (Net)
6. Double user fee (from cash vehicles entering dedicated Fastag lane) collected from vehicles are reported separately (count and revenue). These are included in vehicle category wise count and revenue.
7. Annual FASTag pass w.e.f. 15 August 2025 as per directions of MPEL vide letter no MPEL/DIC/2025/676 dated August 14, 2025.
8. Annual Pass Toll Revenue receivable (as given in the table above) is not included in the column 'Fee Collected'.
9. '1.25' times User Fee via UPI for vehicles without a valid FASTag w.e.f. 15 November 2025 as per directions of MPEL vide letter no MPEL/02/DIC/968 dated 10 November 2025.



MONTHLY/DAILY FEE STATEMENT

Project Highway: National Highway NH-48

Day/Month: 17-Mar-2026

Sr. No.	Name of Toll Plaza Location	Chainage
1	Shedung National Highway NH-48 (From Km. 20+400 to 131+200)	103+350

Type of Vehicle	For corresponding day/month of previous year 17-Mar-2025		For preceding day/month 16-Mar-2026		For the day/month reported upon 17-Mar-2026		
	No. of Vehicles	Fee collected (in lakh Rs.)	No. of Vehicles	Fee collected (in lakh Rs.)	Fee per Vehicle (in Rs.)	No. of Vehicles	Fee collected (in lakh Rs.)
1	2	3	4	5	6	7	8
A-Car (Note-7)	10747	616722	11368	625468	Note-1	11165	626138
B-LCV	1084	107294	1051	106118		1266	129115
C-Bus	1185	239211	1169	235886		1263	257988
D-Truck	0	0	0	0		0	0
E-Three-axle vehicle	0	0	0	0		0	0
F-Multi-axle Truck	1792	731315	1665	671491		1883	752012
G-Oversized vehicle	0	0	0	0		0	0
FASTag Debit Adjustment/ Chargeback Received from Bank (Net) (Note-5)	0	2623	0	1797	Note-5	0	1619
H- Total	14808	1697164	15253	1640761		15577	1766872

Day/Month wise Opening Balance of Toll Collection & Traffic

Day	17										
Month	3										
Year	2026										
Toll Depositing Bank	State Bank Of India										
Bank Account No.	39177623786										
Transaction Type	Car/Jeep Count	Total Car/ Jeep Amount (in Rs.)	Bus/Truck Count	Total Bus / Truck Amount (in Rs.)	LCV Count	Total LCV Amount (in Rs.)	MAV (Multi Axle Vehicle Count)	Total MAV (Multi Axle Vehicle) Amount (in Rs.)	Three Axle Count	Three Axle Count Amount (in Rs.)	FASTag Debit Adjustment/ Chargeback Received from Bank (Net)
1	2	3	4	5	8	9	10	11	12	13	Note-5
Single Journey	5591	228918	712	120716	753	64742	1486	542639	0	0	1619
Monthly Pass Sales	1	359	0	0	0	0	0	0	0	0	0
Daily Pass Sales	4276	303248	513	126836	471	58832	369	195351	0	0	0
Local Pass Sales	0	0	0	0	0	0	0	0	0	0	0
Return Pass Sales	0	0	0	0	0	0	0	0	0	0	0
Double User Fee (FASTag Lane Violation) (Note-6)	494	46436	21	6930	19	3154	6	4260	0	0	0
1.25 times User Fee via UPI (FASTag Lane Violation) (Note-9)	803	47176	17	3506	23	2386	22	9763	0	0	0

Traffic and Revenue Receivable (Annual Pass - Note 7)		
Transaction Type	Car/Jeep Count	Total Car/ Jeep Amount (in Rs.)
1	2	3
Annual Pass	1332	73566

Total Non-Tollable Traffic Count Entry Details (Note-2)					
Transaction Type	Car/Jeep Count	Bus/Truck Count	LCV Count	MAV (Multi Axle Vehicle Count)	Three Axle Count
1	2	3	5	6	7
Reuse & Exit	5171	732	545	460	0
Exemption & Violation	5675	230	55	140	0

- Notes**
1. Fee for Fastag vehicles passing two toll plazas, is collected at two plazas in few cases and therefore section wise traffic details will not be available at one plaza for same.
 2. All Non-tollable traffic could not be recorded/reported due to unavailability of adequate Lanes & systems. Non-Tollable count includes Reuse of daily/return/monthly pass, exit trips, exemption and violations.
 3. Reporting (FASTag/Cash/Card) - 12:00:00 AM to 11:59:59 PM.
 4. Fastag Collection is net of Acquiring Bank Charges
 5. FASTag Debit Adjustment/Chargeback Received from Bank (Net)
 6. Double user fee (from cash vehicles entering dedicated Fastag lane) collected from vehicles are reported separately (count and revenue). These are included in vehicle category wise count and revenue.
 7. Annual FASTag pass w.e.f. 15 August 2025 as per directions of MPEL vide letter no MPEL/DIC/2025/676 dated August 14, 2025.
 8. Annual Pass Toll Revenue receivable (as given in the table above) is not included in the column 'Fee Collected'.
 9. '1.25' times User Fee via UPI for vehicles without a valid FASTag w.e.f. 15 November 2025 as per directions of MPEL vide letter no MPEL/02/DIC/968 dated 10 November 2025.



MONTHLY/DAILY FEE STATEMENT

Project Highway: National Highway NH-48

Day/Month: 18-Mar-2026

Sr. No.	Name of Toll Plaza Location	Chainage
1	Shedung National Highway NH-48 (From Km. 20+400 to 131+200)	103+350

Type of Vehicle	For corresponding day/month of previous year 18-Mar-2025		For preceding day/month 17-Mar-2026		For the day/month reported upon 18-Mar-2026		
	No. of Vehicles	Fee collected (in lakh Rs.)	No. of Vehicles	Fee collected (in lakh Rs.)	Fee per Vehicle (in Rs.)	No. of Vehicles	Fee collected (in lakh Rs.)
1	2	3	4	5	6	7	8
A-Car (Note-7)	10496	612707	11165	626138	Note-1	12070	669205
B-LCV	1286	127660	1266	129115		1316	134483
C-Bus	1277	259937	1263	257988		1326	269450
D-Truck	0	0	0	0		0	0
E-Three-axle vehicle	0	0	0	0		0	0
F-Multi-axle Truck	1820	738124	1883	752012		1892	767929
G-Oversized vehicle	0	0	0	0		0	0
FASTag Debit Adjustment/ Chargeback Received from Bank (Net) (Note-5)	0	544	0	1619	Note-5	0	1029
H- Total	14879	1738971	15577	1766872		16604	1842096

Day/Month wise Opening Balance of Toll Collection & Traffic

Day	18										
Month	3										
Year	2026										
Toll Depositing Bank	State Bank Of India										
Bank Account No.	39177623786										
Transaction Type	Car/Jeep Count	Total Car/ Jeep Amount (in Rs.)	Bus/Truck Count	Total Bus / Truck Amount (in Rs.)	LCV Count	Total LCV Amount (in Rs.)	MAV (Multi Axle Vehicle Count)	Total MAV (Multi Axle Vehicle) Amount (in Rs.)	Three Axle Count	Three Axle Count Amount (in Rs.)	FASTag Debit Adjustment/ Chargeback Received from Bank (Net)
1	2	3	4	5	8	9	10	11	12	13	Note-5
Single Journey	6331	259036	758	128180	787	67643	1416	516645	0	0	1029
Monthly Pass Sales	1	1408	0	0	0	0	0	0	0	0	0
Daily Pass Sales	4442	315032	526	130504	484	60490	441	233623	0	0	0
Local Pass Sales	0	0	0	0	0	0	0	0	0	0	0
Return Pass Sales	0	0	0	0	0	0	0	0	0	0	0
Double User Fee (FASTag Lane Violation) (Note-6)	499	46906	17	5610	27	4482	8	5680	0	0	0
1.25 times User Fee via UPI (FASTag Lane Violation) (Note-9)	797	46824	25	5156	18	1868	27	11981	0	0	0

Traffic and Revenue Receivable (Annual Pass - Note 7)		
Transaction Type	Car/Jeep Count	Total Car/ Jeep Amount (in Rs.)
1	2	3
Annual Pass	1447	79744

Total Non-Tollable Traffic Count Entry Details (Note-2)					
Transaction Type	Car/Jeep Count	Bus/Truck Count	LCV Count	MAV (Multi Axle Vehicle Count)	Three Axle Count
1	2	3	5	6	7
Reuse & Exit	5331	736	565	527	0
Exemption & Violation	5339	225	50	128	0

- Notes**
1. Fee for Fastag vehicles passing two toll plazas, is collected at two plazas in few cases and therefore section wise traffic details will not be available at one plaza for same.
 2. All Non-tollable traffic could not be recorded/reported due to unavailability of adequate Lanes & systems. Non-Tollable count includes Reuse of daily/return/monthly pass, exit trips, exemption and violations.
 3. Reporting (FASTag/Cash/Card) - 12:00:00 AM to 11:59:59 PM.
 4. Fastag Collection is net of Acquiring Bank Charges
 5. FASTag Debit Adjustment/Chargeback Received from Bank (Net)
 6. Double user fee (from cash vehicles entering dedicated Fastag lane) collected from vehicles are reported separately (count and revenue). These are included in vehicle category wise count and revenue.
 7. Annual FASTag pass w.e.f. 15 August 2025 as per directions of MPEL vide letter no MPEL/DIC/2025/676 dated August 14, 2025.
 8. Annual Pass Toll Revenue receivable (as given in the table above) is not included in the column 'Fee Collected'.
 9. '1.25' times User Fee via UPI for vehicles without a valid FASTag w.e.f. 15 November 2025 as per directions of MPEL vide letter no MPEL/02/DIC/968 dated 10 November 2025.



MONTHLY/DAILY FEE STATEMENT

Project Highway: National Highway NH-48

Day/Month: 19-Mar-2026

Sr. No.	Name of Toll Plaza Location	Chainage
1	Shedung National Highway NH-48 (From Km. 20+400 to 131+200)	103+350

Type of Vehicle	For corresponding day/month of previous year 19-Mar-2025		For preceding day/month 18-Mar-2026		For the day/month reported upon 19-Mar-2026			
	No. of Vehicles	Fee collected (in lakh Rs.)	No. of Vehicles	Fee collected (in lakh Rs.)	Fee per Vehicle (in Rs.)	No. of Vehicles	Fee collected (in lakh Rs.)	
1	2	3	4	5	6	7	8	
A-Car (Note-7)	10473	613531	12070	669205	Note-1	11015	620074	
B-LCV	1287	128096	1316	134483		967	95140	
C-Bus	1322	268834	1326	269450		1032	208415	
D-Truck	0	0	0	0		0	0	
E-Three-axle vehicle	0	0	0	0		0	0	
F-Multi-axle Truck	1965	802612	1892	767929		1602	648863	
G-Oversized vehicle	0	0	0	0		0	0	
FASTag Debit Adjustment/ Chargeback Received from Bank (Net) (Note-5)	0	985	0	1029		Note-5	0	0
H- Total	15047	1814058	16604	1842096			14616	1572492

Day/Month wise Opening Balance of Toll Collection & Traffic

Day	19										
Month	3										
Year	2026										
Toll Depositing Bank	State Bank Of India										
Bank Account No.	39177623786										
Transaction Type	Car/Jeep Count	Total Car/ Jeep Amount (in Rs.)	Bus/Truck Count	Total Bus / Truck Amount (in Rs.)	LCV Count	Total LCV Amount (in Rs.)	MAV (Multi Axle Vehicle Count)	Total MAV (Multi Axle Vehicle) Amount (in Rs.)	Three Axle Count	Three Axle Count Amount (in Rs.)	FASTag Debit Adjustment/ Chargeback Received from Bank (Net)
1	2	3	4	5	8	9	10	11	12	13	Note-5
Single Journey	5676	239942	614	104400	651	55216	1196	434526	0	0	0
Monthly Pass Sales	2	719	0	0	0	0	0	0	0	0	0
Daily Pass Sales	4167	295095	373	92259	300	37642	374	198273	0	0	0
Local Pass Sales	0	0	0	0	0	0	0	0	0	0	0
Return Pass Sales	0	0	0	0	0	0	0	0	0	0	0
Double User Fee (FASTag Lane Violation) (Note-6)	442	41548	20	6600	10	1660	7	4970	0	0	0
1.25 times User Fee via UPI (FASTag Lane Violation) (Note-9)	728	42770	25	5156	6	623	25	11094	0	0	0

Traffic and Revenue Receivable (Annual Pass - Note 7)		
Transaction Type	Car/Jeep Count	Total Car/ Jeep Amount (in Rs.)
1	2	3
Annual Pass	1211	66587

Total Non-Tollable Traffic Count Entry Details (Note-2)						
Transaction Type	Car/Jeep Count	Bus/Truck Count	LCV Count	MAV (Multi Axle Vehicle Count)	Three Axle Count	
1	2	3	5	6	7	
Reuse & Exit	4835	565	364	525		0
Exemption & Violation	4961	191	46	84		0

Notes

1. Fee for Fastag vehicles passing two toll plazas, is collected at two plazas in few cases and therefore section wise traffic details will not be available at one plaza for same.
2. All Non-tollable traffic could not be recorded/reported due to unavailability of adequate Lanes & systems. Non-Tollable count includes Reuse of daily/return/monthly pass, exit trips, exemption and violations.
3. Reporting (FASTag/Cash/Card) - 12:00:00 AM to 11:59:59 PM.
4. Fastag Collection is net of Acquiring Bank Charges
5. FASTag Debit Adjustment/Chargeback Received from Bank (Net)
6. Double user fee (from cash vehicles entering dedicated Fastag lane) collected from vehicles are reported separately (count and revenue). These are included in vehicle category wise count and revenue.
7. Annual FASTag pass w.e.f. 15 August 2025 as per directions of MPEL vide letter no MPEL/DIC/2025/676 dated August 14, 2025.
8. Annual Pass Toll Revenue receivable (as given in the table above) is not included in the column 'Fee Collected'.
9. '1.25' times User Fee via UPI for vehicles without a valid FASTag w.e.f. 15 November 2025 as per directions of MPEL vide letter no MPEL/02/DIC/968 dated 10 November 2025.



MONTHLY/DAILY FEE STATEMENT

Project Highway: National Highway NH-48

Day/Month: 20-Mar-2026

Sr. No.	Name of Toll Plaza Location	Chainage
1	National Highway NH-48 (From Km. 20+400 to 131+200) Shedung	103+350

Type of Vehicle	For corresponding day/month of previous year 20-Mar-2025		For preceding day/month 19-Mar-2026		For the day/month reported upon 20-Mar-2026		
	No. of Vehicles	Fee collected (in lakh Rs.)	No. of Vehicles	Fee collected (in lakh Rs.)	Fee per Vehicle (in Rs.)	No. of Vehicles	Fee collected (in lakh Rs.)
1	2	3	4	5	6	7	8
A-Car (Note-7)	10397	612220	11015	620074	Note-1	12036	661769
B-LCV	1317	132441	967	95140		1164	119082
C-Bus	1283	260509	1032	208415		1170	240090
D-Truck	0	0	0	0		0	0
E-Three-axle vehicle	0	0	0	0		0	0
F-Multi-axle Truck	1917	777791	1602	648863		1635	667255
G-Oversized vehicle	0	0	0	0		0	0
FASTag Debit Adjustment/ Chargeback Received from Bank (Net) (Note-5)	0	0	0	0	Note-5	0	1207
H- Total	14914	1782960	14616	1572492		16005	1689403

Day/Month wise Opening Balance of Toll Collection & Traffic

Day	20										
Month	3										
Year	2026										
Toll Depositing Bank	State Bank Of India										
Bank Account No.	39177623786										
Transaction Type	Car/Jeep Count	Total Car/ Jeep Amount (in Rs.)	Bus/Truck Count	Total Bus / Truck Amount (in Rs.)	LCV Count	Total LCV Amount (in Rs.)	MAV (Multi Axle Vehicle Count)	Total MAV (Multi Axle Vehicle) Amount (in Rs.)	Three Axle Count	Three Axle Count Amount (in Rs.)	FASTag Debit Adjustment/ Chargeback Received from Bank (Net)
1	2	3	4	5	8	9	10	11	12	13	Note-5
Single Journey	6594	274640	654	110496	689	59747	1189	430504	0	0	1207
Monthly Pass Sales	0	0	0	0	0	0	0	0	0	0	0
Daily Pass Sales	4283	303034	467	115775	439	54791	413	219711	0	0	0
Local Pass Sales	0	0	0	0	0	0	0	0	0	0	0
Return Pass Sales	0	0	0	0	0	0	0	0	0	0	0
Double User Fee (FASTag Lane Violation) (Note-6)	454	42676	30	9900	13	2158	9	6390	0	0	0
1.25 times User Fee via UPI (FASTag Lane Violation) (Note-9)	705	41419	19	3919	23	2386	24	10650	0	0	0

Traffic and Revenue Receivable (Annual Pass - Note 7)		
Transaction Type	Car/Jeep Count	Total Car/ Jeep Amount (in Rs.)
1	2	3
Annual Pass	1374	75854

Total Non-Tollable Traffic Count Entry Details (Note-2)						
Transaction Type	Car/Jeep Count	Bus/Truck Count	LCV Count	MAV (Multi Axle Vehicle Count)	Three Axle Count	
1	2	3	5	6	7	
Reuse & Exit	5159	655	500	602		0
Exemption & Violation	5561	231	75	108		0

- Notes**
1. Fee for Fastag vehicles passing two toll plazas, is collected at two plazas in few cases and therefore section wise traffic details will not be available at one plaza for same.
 2. All Non-tollable traffic could not be recorded/reported due to unavailability of adequate Lanes & systems. Non-Tollable count includes Reuse of daily/return/monthly pass, exit trips, exemption and violations.
 3. Reporting (FASTag/Cash/Card) - 12:00:00 AM to 11:59:59 PM.
 4. Fastag Collection is net of Acquiring Bank Charges
 5. FASTag Debit Adjustment/Chargeback Received from Bank (Net)
 6. Double user fee (from cash vehicles entering dedicated Fastag lane) collected from vehicles are reported separately (count and revenue). These are included in vehicle category wise count and revenue.
 7. Annual FASTag pass w.e.f. 15 August 2025 as per directions of MPEL vide letter no MPEL/DIC/2025/676 dated August 14, 2025.
 8. Annual Pass Toll Revenue receivable (as given in the table above) is not included in the column 'Fee Collected'.
 9. '1.25' times User Fee via UPI for vehicles without a valid FASTag w.e.f. 15 November 2025 as per directions of MPEL vide letter no MPEL/02/DIC/968 dated 10 November 2025.



MONTHLY/DAILY FEE STATEMENT

Project Highway: National Highway NH-48

Day/Month: 21-Mar-2026

Sr. No.	Name of Toll Plaza Location	Chainage
1	Shedung National Highway NH-48 (From Km. 20+400 to 131+200)	103+350

Type of Vehicle	For corresponding day/month of previous year 21-Mar-2025		For preceding day/month 20-Mar-2026		For the day/month reported upon 21-Mar-2026		
	No. of Vehicles	Fee collected (in lakh Rs.)	No. of Vehicles	Fee collected (in lakh Rs.)	Fee per Vehicle (in Rs.)	No. of Vehicles	Fee collected (in lakh Rs.)
1	2	3	4	5	6	7	8
A-Car (Note-7)	11311	656509	12036	661769	Note-1	14786	817282
B-LCV	1230	122386	1164	119082		1091	109269
C-Bus	1345	392882	1170	240090		1080	220159
D-Truck	0	0	0	0		0	0
E-Three-axle vehicle	0	0	0	0		0	0
F-Multi-axle Truck	1953	782476	1635	667255		1593	643654
G-Oversized vehicle	0	0	0	0		0	0
FASTag Debit Adjustment/ Chargeback Received from Bank (Net) (Note-5)	0	845	0	1207	Note-5	0	0
H- Total	15839	1955097	16005	1689403		18550	1790364

Day/Month wise Opening Balance of Toll Collection & Traffic

Day	21										
Month	3										
Year	2026										
Toll Depositing Bank	State Bank Of India										
Bank Account No.	39177623786										
Transaction Type	Car/Jeep Count	Total Car/ Jeep Amount (in Rs.)	Bus/Truck Count	Total Bus / Truck Amount (in Rs.)	LCV Count	Total LCV Amount (in Rs.)	MAV (Multi Axle Vehicle Count)	Total MAV (Multi Axle Vehicle) Amount (in Rs.)	Three Axle Count	Three Axle Count Amount (in Rs.)	FASTag Debit Adjustment/ Chargeback Received from Bank (Net)
1	2	3	4	5	8	9	10	11	12	13	Note-5
Single Journey	8422	361549	609	102694	701	60120	1191	431094	0	0	0
Monthly Pass Sales	0	0	0	0	0	0	0	0	0	0	0
Daily Pass Sales	4864	344484	432	106947	355	44584	374	198538	0	0	0
Local Pass Sales	0	0	0	0	0	0	0	0	0	0	0
Return Pass Sales	0	0	0	0	0	0	0	0	0	0	0
Double User Fee (FASTag Lane Violation) (Note-6)	656	61664	20	6600	15	2490	6	4260	0	0	0
1.25 times User Fee via UPI (FASTag Lane Violation) (Note-9)	844	49585	19	3919	20	2075	22	9763	0	0	0

Traffic and Revenue Receivable (Annual Pass - Note 7)		
Transaction Type	Car/Jeep Count	Total Car/ Jeep Amount (in Rs.)
1	2	3
Annual Pass	1443	79573

Total Non-Tollable Traffic Count Entry Details (Note-2)						
Transaction Type	Car/Jeep Count	Bus/Truck Count	LCV Count	MAV (Multi Axle Vehicle Count)	Three Axle Count	
1	2	3	5	6	7	
Reuse & Exit	5621	598	423	520	0	0
Exemption & Violation	5066	203	55	123	0	0

- Notes**
1. Fee for Fastag vehicles passing two toll plazas, is collected at two plazas in few cases and therefore section wise traffic details will not be available at one plaza for same.
 2. All Non-tollable traffic could not be recorded/reported due to unavailability of adequate Lanes & systems. Non-Tollable count includes Reuse of daily/return/monthly pass, exit trips, exemption and violations.
 3. Reporting (FASTag/Cash/Card) - 12:00:00 AM to 11:59:59 PM.
 4. Fastag Collection is net of Acquiring Bank Charges
 5. FASTag Debit Adjustment/Chargeback Received from Bank (Net)
 6. Double user fee (from cash vehicles entering dedicated Fastag lane) collected from vehicles are reported separately (count and revenue). These are included in vehicle category wise count and revenue.
 7. Annual FASTag pass w.e.f. 15 August 2025 as per directions of MPEL vide letter no MPEL/DIC/2025/676 dated August 14, 2025.
 8. Annual Pass Toll Revenue receivable (as given in the table above) is not included in the column 'Fee Collected'.
 9. '1.25' times User Fee via UPI for vehicles without a valid FASTag w.e.f. 15 November 2025 as per directions of MPEL vide letter no MPEL/02/DIC/968 dated 10 November 2025.



MONTHLY/DAILY FEE STATEMENT

Project Highway: National Highway NH-48

Day/Month: 22-Mar-2026

Sr. No.	Name of Toll Plaza Location	Chainage
1	Shedung National Highway NH-48 (From Km. 20+400 to 131+200)	103+350

Type of Vehicle	For corresponding day/month of previous year 22-Mar-2025		For preceding day/month 21-Mar-2026		For the day/month reported upon 22-Mar-2026		
	No. of Vehicles	Fee collected (in lakh Rs.)	No. of Vehicles	Fee collected (in lakh Rs.)	Fee per Vehicle (in Rs.)	No. of Vehicles	Fee collected (in lakh Rs.)
1	2	3	4	5	6	7	8
A-Car (Note-7)	14487	843723	14786	817282	Note-1	15338	852890
B-LCV	1293	126802	1091	109269		736	71546
C-Bus	1352	274802	1080	220159		772	157457
D-Truck	0	0	0	0		0	0
E-Three-axle vehicle	0	0	0	0		0	0
F-Multi-axle Truck	1967	799519	1593	643654		1330	527029
G-Oversized vehicle	0	0	0	0		0	0
FASTag Debit Adjustment/ Chargeback Received from Bank (Net) (Note-5)	0	760	0	0	Note-5	0	0
H- Total	19099	2045606	18550	1790364		18176	1608923

Day/Month wise Opening Balance of Toll Collection & Traffic

Day	22										
Month	3										
Year	2026										
Toll Depositing Bank	State Bank Of India										
Bank Account No.	39177623786										
Transaction Type	Car/Jeep Count	Total Car/ Jeep Amount (in Rs.)	Bus/Truck Count	Total Bus / Truck Amount (in Rs.)	LCV Count	Total LCV Amount (in Rs.)	MAV (Multi Axle Vehicle Count)	Total MAV (Multi Axle Vehicle) Amount (in Rs.)	Three Axle Count	Three Axle Count Amount (in Rs.)	FASTag Debit Adjustment/ Chargeback Received from Bank (Net)
1	2	3	4	5	8	9	10	11	12	13	Note-5
Single Journey	8771	383894	443	75353	503	42765	1065	386683	0	0	0
Monthly Pass Sales	0	0	0	0	0	0	0	0	0	0	0
Daily Pass Sales	4822	340674	304	75586	205	25564	250	132625	0	0	0
Local Pass Sales	0	0	0	0	0	0	0	0	0	0	0
Return Pass Sales	0	0	0	0	0	0	0	0	0	0	0
Double User Fee (FASTag Lane Violation) (Note-6)	732	68808	11	3630	5	830	4	2840	0	0	0
1.25 times User Fee via UPI (FASTag Lane Violation) (Note-9)	1013	59514	14	2888	23	2386	11	4881	0	0	0

Traffic and Revenue Receivable (Annual Pass - Note 7)		
Transaction Type	Car/Jeep Count	Total Car/ Jeep Amount (in Rs.)
1	2	3
Annual Pass	1451	80374

Total Non-Tollable Traffic Count Entry Details (Note-2)					
Transaction Type	Car/Jeep Count	Bus/Truck Count	LCV Count	MAV (Multi Axle Vehicle Count)	Three Axle Count
1	2	3	5	6	7
Reuse & Exit	5439	462	255	331	0
Exemption & Violation	5251	166	25	70	0

Notes

1. Fee for Fastag vehicles passing two toll plazas, is collected at two plazas in few cases and therefore section wise traffic details will not be available at one plaza for same.
2. All Non-tollable traffic could not be recorded/reported due to unavailability of adequate Lanes & systems. Non-Tollable count includes Reuse of daily/return/monthly pass, exit trips, exemption and violations.
3. Reporting (FASTag/Cash/Card) - 12:00:00 AM to 11:59:59 PM.
4. Fastag Collection is net of Acquiring Bank Charges
5. FASTag Debit Adjustment/Chargeback Received from Bank (Net)
6. Double user fee (from cash vehicles entering dedicated Fastag lane) collected from vehicles are reported separately (count and revenue). These are included in vehicle category wise count and revenue.
7. Annual FASTag pass w.e.f. 15 August 2025 as per directions of MPEL vide letter no MPEL/DIC/2025/676 dated August 14, 2025.
8. Annual Pass Toll Revenue receivable (as given in the table above) is not included in the column 'Fee Collected'.
9. '1.25' times User Fee via UPI for vehicles without a valid FASTag w.e.f. 15 November 2025 as per directions of MPEL vide letter no MPEL/02/DIC/968 dated 10 November 2025.



MONTHLY/DAILY FEE STATEMENT

Project Highway: National Highway NH-48

Day/Month: 23-Mar-2026

Sr. No.	Name of Toll Plaza Location	Chainage
1	National Highway NH-48 (From Km. 20+400 to 131+200) Shedung	103+350

Type of Vehicle	For corresponding day/month of previous year 23-Mar-2025		For preceding day/month 22-Mar-2026		For the day/month reported upon 23-Mar-2026		
	No. of Vehicles	Fee collected (in lakh Rs.)	No. of Vehicles	Fee collected (in lakh Rs.)	Fee per Vehicle (in Rs.)	No. of Vehicles	Fee collected (in lakh Rs.)
1	2	3	4	5	6	7	8
A-Car (Note-7)	14519	857196	15338	852890	Note-1	11788	643023
B-LCV	827	79137	736	71546		1068	109037
C-Bus	872	176638	772	157457		1138	232527
D-Truck	0	0	0	0		0	0
E-Three-axle vehicle	0	0	0	0		0	0
F-Multi-axle Truck	1455	579904	1330	527029		1738	694334
G-Oversized vehicle	0	0	0	0		0	0
FASTag Debit Adjustment/ Chargeback Received from Bank (Net) (Note-5)	0	0	0	0	Note-5	0	2305
H- Total	17673	1692876	18176	1608923		15732	1681225

Day/Month wise Opening Balance of Toll Collection & Traffic

Day	23										
Month	3										
Year	2026										
Toll Depositing Bank	State Bank Of India										
Bank Account No.	39177623786										
Transaction Type	Car/Jeep Count	Total Car/ Jeep Amount (in Rs.)	Bus/Truck Count	Total Bus / Truck Amount (in Rs.)	LCV Count	Total LCV Amount (in Rs.)	MAV (Multi Axle Vehicle Count)	Total MAV (Multi Axle Vehicle) Amount (in Rs.)	Three Axle Count	Three Axle Count Amount (in Rs.)	FASTag Debit Adjustment/ Chargeback Received from Bank (Net)
1	2	3	4	5	8	9	10	11	12	13	Note-5
Single Journey	6557	271148	642	109572	636	55089	1377	502590	0	0	2305
Monthly Pass Sales	0	0	0	0	0	0	0	0	0	0	0
Daily Pass Sales	3987	282293	451	111446	401	49984	332	176213	0	0	0
Local Pass Sales	0	0	0	0	0	0	0	0	0	0	0
Return Pass Sales	0	0	0	0	0	0	0	0	0	0	0
Double User Fee (FASTag Lane Violation) (Note-6)	468	43992	18	5940	12	1992	10	7100	0	0	0
1.25 times User Fee via UPI (FASTag Lane Violation) (Note-9)	776	45590	27	5569	19	1971	19	8431	0	0	0

Traffic and Revenue Receivable (Annual Pass - Note 7)		
Transaction Type	Car/Jeep Count	Total Car/ Jeep Amount (in Rs.)
1	2	3
Annual Pass	1475	81403

Total Non-Tollable Traffic Count Entry Details (Note-2)						
Transaction Type	Car/Jeep Count	Bus/Truck Count	LCV Count	MAV (Multi Axle Vehicle Count)	Three Axle Count	
1	2	3	5	6	7	
Reuse & Exit	4917	655	473	407	0	
Exemption & Violation	5532	218	70	106	0	

Notes

1. Fee for Fastag vehicles passing two toll plazas, is collected at two plazas in few cases and therefore section wise traffic details will not be available at one plaza for same.
2. All Non-tollable traffic could not be recorded/reported due to unavailability of adequate Lanes & systems. Non-Tollable count includes Reuse of daily/return/monthly pass, exit trips, exemption and violations.
3. Reporting (FASTag/Cash/Card) - 12:00:00 AM to 11:59:59 PM.
4. Fastag Collection is net of Acquiring Bank Charges
5. FASTag Debit Adjustment/Chargeback Received from Bank (Net)
6. Double user fee (from cash vehicles entering dedicated Fastag lane) collected from vehicles are reported separately (count and revenue). These are included in vehicle category wise count and revenue.
7. Annual FASTag pass w.e.f. 15 August 2025 as per directions of MPEL vide letter no MPEL/DIC/2025/676 dated August 14, 2025.
8. Annual Pass Toll Revenue receivable (as given in the table above) is not included in the column 'Fee Collected'.
9. '1.25' times User Fee via UPI for vehicles without a valid FASTag w.e.f. 15 November 2025 as per directions of MPEL vide letter no MPEL/02/DIC/968 dated 10 November 2025.



MONTHLY/DAILY FEE STATEMENT

Project Highway: National Highway NH-48

Day/Month: 24-Mar-2026

Sr. No.	Name of Toll Plaza Location	Chainage
1	Shedung National Highway NH-48 (From Km. 20+400 to 131+200)	103+350

Type of Vehicle	For corresponding day/month of previous year 24-Mar-2025		For preceding day/month 23-Mar-2026		For the day/month reported upon 24-Mar-2026		
	No. of Vehicles	Fee collected (in lakh Rs.)	No. of Vehicles	Fee collected (in lakh Rs.)	Fee per Vehicle (in Rs.)	No. of Vehicles	Fee collected (in lakh Rs.)
1	2	3	4	5	6	7	8
A-Car (Note-7)	10442	605306	11788	643023	Note-1	11800	657434
B-LCV	1105	109600	1068	109037		1298	130015
C-Bus	1242	255163	1138	232527		1286	261904
D-Truck	0	0	0	0		0	0
E-Three-axle vehicle	0	0	0	0		0	0
F-Multi-axle Truck	1757	711722	1738	694334		1902	769049
G-Oversized vehicle	0	0	0	0		0	0
FASTag Debit Adjustment/ Chargeback Received from Bank (Net) (Note-5)	0	2095	0	2305	Note-5	0	1195
H- Total	14546	1683887	15732	1681225		16286	1819597

Day/Month wise Opening Balance of Toll Collection & Traffic

Day	24										
Month	3										
Year	2026										
Toll Depositing Bank	State Bank Of India										
Bank Account No.	39177623786										
Transaction Type	Car/Jeep Count	Total Car/ Jeep Amount (in Rs.)	Bus/Truck Count	Total Bus / Truck Amount (in Rs.)	LCV Count	Total LCV Amount (in Rs.)	MAV (Multi Axle Vehicle Count)	Total MAV (Multi Axle Vehicle) Amount (in Rs.)	Three Axle Count	Three Axle Count Amount (in Rs.)	FASTag Debit Adjustment/ Chargeback Received from Bank (Net)
1	2	3	4	5	8	9	10	11	12	13	Note-5
Single Journey	6042	248368	719	121702	814	69642	1423	515802	0	0	1195
Monthly Pass Sales	1	359	0	0	0	0	0	0	0	0	0
Daily Pass Sales	4446	315471	517	127785	449	55995	432	229196	0	0	0
Local Pass Sales	0	0	0	0	0	0	0	0	0	0	0
Return Pass Sales	0	0	0	0	0	0	0	0	0	0	0
Double User Fee (FASTag Lane Violation) (Note-6)	460	43240	17	5610	12	1992	12	8520	0	0	0
1.25 times User Fee via UPI (FASTag Lane Violation) (Note-9)	851	49996	33	6806	23	2386	35	15531	0	0	0

Traffic and Revenue Receivable (Annual Pass - Note 7)		
Transaction Type	Car/Jeep Count	Total Car/ Jeep Amount (in Rs.)
1	2	3
Annual Pass	1380	76770

Total Non-Tollable Traffic Count Entry Details (Note-2)						
Transaction Type	Car/Jeep Count	Bus/Truck Count	LCV Count	MAV (Multi Axle Vehicle Count)	Three Axle Count	
1	2	3	5	6	7	
Reuse & Exit	5345	732	523	551	0	
Exemption & Violation	5179	212	63	128	0	

Notes

1. Fee for Fastag vehicles passing two toll plazas, is collected at two plazas in few cases and therefore section wise traffic details will not be available at one plaza for same.
2. All Non-tollable traffic could not be recorded/reported due to unavailability of adequate Lanes & systems. Non-Tollable count includes Reuse of daily/return/monthly pass, exit trips, exemption and violations.
3. Reporting (FASTag/Cash/Card) - 12:00:00 AM to 11:59:59 PM.
4. Fastag Collection is net of Acquiring Bank Charges
5. FASTag Debit Adjustment/Chargeback Received from Bank (Net)
6. Double user fee (from cash vehicles entering dedicated Fastag lane) collected from vehicles are reported separately (count and revenue). These are included in vehicle category wise count and revenue.
7. Annual FASTag pass w.e.f. 15 August 2025 as per directions of MPEL vide letter no MPEL/DIC/2025/676 dated August 14, 2025.
8. Annual Pass Toll Revenue receivable (as given in the table above) is not included in the column 'Fee Collected'.
9. '1.25' times User Fee via UPI for vehicles without a valid FASTag w.e.f. 15 November 2025 as per directions of MPEL vide letter no MPEL/02/DIC/968 dated 10 November 2025.



MONTHLY/DAILY FEE STATEMENT

Project Highway: National Highway NH-48

Day/Month: 25-Mar-2026

Sr. No.	Name of Toll Plaza Location	Chainage
1	Shedung National Highway NH-48 (From Km. 20+400 to 131+200)	103+350

Type of Vehicle	For corresponding day/month of previous year 25-Mar-2025		For preceding day/month 24-Mar-2026		For the day/month reported upon 25-Mar-2026			
	No. of Vehicles	Fee collected (in lakh Rs.)	No. of Vehicles	Fee collected (in lakh Rs.)	Fee per Vehicle (in Rs.)	No. of Vehicles	Fee collected (in lakh Rs.)	
1	2	3	4	5	6	7	8	
A-Car (Note-7)	10374	609599	11800	657434	Note-1	11804	648195	
B-LCV	1312	129295	1298	130015		1304	131398	
C-Bus	1246	252413	1286	261904		1288	380176	
D-Truck	0	0	0	0		0	0	
E-Three-axle vehicle	0	0	0	0		0	0	
F-Multi-axle Truck	1802	730569	1902	769049		1868	756471	
G-Oversized vehicle	0	0	0	0		0	0	
FASTag Debit Adjustment/ Chargeback Received from Bank (Net) (Note-5)	0	1090	0	1195		Note-5	0	1366
H- Total	14734	1722966	16286	1819597			16264	1917606

Day/Month wise Opening Balance of Toll Collection & Traffic

Day	25										
Month	3										
Year	2026										
Toll Depositing Bank	State Bank Of India										
Bank Account No.	39177623786										
Transaction Type	Car/Jeep Count	Total Car/ Jeep Amount (in Rs.)	Bus/Truck Count	Total Bus / Truck Amount (in Rs.)	LCV Count	Total LCV Amount (in Rs.)	MAV (Multi Axle Vehicle Count)	Total MAV (Multi Axle Vehicle) Amount (in Rs.)	Three Axle Count	Three Axle Count Amount (in Rs.)	FASTag Debit Adjustment/ Chargeback Received from Bank (Net)
1	2	3	4	5	8	9	10	11	12	13	Note-5
Single Journey	6440	267592	724	122907	804	68787	1396	506000	0	0	1366
Monthly Pass Sales	0	0	25	123750	0	0	0	0	0	0	0
Daily Pass Sales	4150	293876	503	124237	455	57008	454	241419	0	0	0
Local Pass Sales	0	0	0	0	0	0	0	0	0	0	0
Return Pass Sales	0	0	0	0	0	0	0	0	0	0	0
Double User Fee (FASTag Lane Violation) (Note-6)	437	41078	15	4950	15	2490	4	2840	0	0	0
1.25 times User Fee via UPI (FASTag Lane Violation) (Note-9)	777	45649	21	4331	30	3113	14	6213	0	0	0

Traffic and Revenue Receivable (Annual Pass - Note 7)		
Transaction Type	Car/Jeep Count	Total Car/ Jeep Amount (in Rs.)
1	2	3
Annual Pass	1393	77342

Total Non-Tollable Traffic Count Entry Details (Note-2)						
Transaction Type	Car/Jeep Count	Bus/Truck Count	LCV Count	MAV (Multi Axle Vehicle Count)	Three Axle Count	
1	2	3	5	6	7	
Reuse & Exit	5028	715	525	574	0	
Exemption & Violation	6399	299	99	194	0	

Notes

1. Fee for Fastag vehicles passing two toll plazas, is collected at two plazas in few cases and therefore section wise traffic details will not be available at one plaza for same.
2. All Non-tollable traffic could not be recorded/reported due to unavailability of adequate Lanes & systems. Non-Tollable count includes Reuse of daily/return/monthly pass, exit trips, exemption and violations.
3. Reporting (FASTag/Cash/Card) - 12:00:00 AM to 11:59:59 PM.
4. Fastag Collection is net of Acquiring Bank Charges
5. FASTag Debit Adjustment/Chargeback Received from Bank (Net)
6. Double user fee (from cash vehicles entering dedicated Fastag lane) collected from vehicles are reported separately (count and revenue). These are included in vehicle category wise count and revenue.
7. Annual FASTag pass w.e.f. 15 August 2025 as per directions of MPEL vide letter no MPEL/DIC/2025/676 dated August 14, 2025.
8. Annual Pass Toll Revenue receivable (as given in the table above) is not included in the column 'Fee Collected'.
9. '1.25' times User Fee via UPI for vehicles without a valid FASTag w.e.f. 15 November 2025 as per directions of MPEL vide letter no MPEL/02/DIC/968 dated 10 November 2025.



MONTHLY/DAILY FEE STATEMENT

Project Highway: National Highway NH-48

Day/Month: 26-Mar-2026

Sr. No.	Name of Toll Plaza Location	Chainage
1	Shedung National Highway NH-48 (From Km. 20+400 to 131+200)	103+350

Type of Vehicle	For corresponding day/month of previous year 26-Mar-2025		For preceding day/month 25-Mar-2026		For the day/month reported upon 26-Mar-2026		
	No. of Vehicles	Fee collected (in lakh Rs.)	No. of Vehicles	Fee collected (in lakh Rs.)	Fee per Vehicle (in Rs.)	No. of Vehicles	Fee collected (in lakh Rs.)
1	2	3	4	5	6	7	8
A-Car (Note-7)	10753	628066	11804	648195	Note-1	12719	711585
B-LCV	1278	127045	1304	131398		1359	136667
C-Bus	1241	251627	1288	380176		1424	287487
D-Truck	0	0	0	0		0	0
E-Three-axle vehicle	0	0	0	0		0	0
F-Multi-axle Truck	1848	756995	1868	756471		2091	847381
G-Oversized vehicle	0	0	0	0		0	0
FASTag Debit Adjustment/ Chargeback Received from Bank (Net) (Note-5)	0	645	0	1366	Note-5	0	0
H- Total	15120	1764377	16264	1917606		17593	1983120

Day/Month wise Opening Balance of Toll Collection & Traffic

Day	26										
Month	3										
Year	2026										
Toll Depositing Bank	State Bank Of India										
Bank Account No.	39177623786										
Transaction Type	Car/Jeep Count	Total Car/ Jeep Amount (in Rs.)	Bus/Truck Count	Total Bus / Truck Amount (in Rs.)	LCV Count	Total LCV Amount (in Rs.)	MAV (Multi Axle Vehicle Count)	Total MAV (Multi Axle Vehicle) Amount (in Rs.)	Three Axle Count	Three Axle Count Amount (in Rs.)	FASTag Debit Adjustment/ Chargeback Received from Bank (Net)
1	2	3	4	5	8	9	10	11	12	13	Note-5
Single Journey	6658	280656	831	140109	854	73725	1556	563765	0	0	0
Monthly Pass Sales	0	0	0	0	0	0	0	0	0	0	0
Daily Pass Sales	4750	336506	562	139375	466	58211	512	271013	0	0	0
Local Pass Sales	0	0	0	0	0	0	0	0	0	0	0
Return Pass Sales	0	0	0	0	0	0	0	0	0	0	0
Double User Fee (FASTag Lane Violation) (Note-6)	492	46248	13	4290	11	1826	9	6390	0	0	0
1.25 times User Fee via UPI (FASTag Lane Violation) (Note-9)	819	48175	18	3713	28	2905	14	6213	0	0	0

Traffic and Revenue Receivable (Annual Pass - Note 7)		
Transaction Type	Car/Jeep Count	Total Car/ Jeep Amount (in Rs.)
1	2	3
Annual Pass	1407	77456

Total Non-Tollable Traffic Count Entry Details (Note-2)						
Transaction Type	Car/Jeep Count	Bus/Truck Count	LCV Count	MAV (Multi Axle Vehicle Count)	Three Axle Count	
1	2	3	5	6	7	
Reuse & Exit	5673	755	537	630	0	
Exemption & Violation	5529	190	59	131	0	

Notes

1. Fee for Fastag vehicles passing two toll plazas, is collected at two plazas in few cases and therefore section wise traffic details will not be available at one plaza for same.
2. All Non-tollable traffic could not be recorded/reported due to unavailability of adequate Lanes & systems. Non-Tollable count includes Reuse of daily/return/monthly pass, exit trips, exemption and violations.
3. Reporting (FASTag/Cash/Card) - 12:00:00 AM to 11:59:59 PM.
4. Fastag Collection is net of Acquiring Bank Charges
5. FASTag Debit Adjustment/Chargeback Received from Bank (Net)
6. Double user fee (from cash vehicles entering dedicated Fastag lane) collected from vehicles are reported separately (count and revenue). These are included in vehicle category wise count and revenue.
7. Annual FASTag pass w.e.f. 15 August 2025 as per directions of MPEL vide letter no MPEL/DIC/2025/676 dated August 14, 2025.
8. Annual Pass Toll Revenue receivable (as given in the table above) is not included in the column 'Fee Collected'.
9. '1.25' times User Fee via UPI for vehicles without a valid FASTag w.e.f. 15 November 2025 as per directions of MPEL vide letter no MPEL/02/DIC/968 dated 10 November 2025.



MONTHLY/DAILY FEE STATEMENT

Project Highway: National Highway NH-48

Day/Month: 27-Mar-2026

Sr. No.	Name of Toll Plaza Location	Chainage
National Highway NH-48 (From Km. 20+400 to 131+200)		
1	Shedung	103+350

Type of Vehicle	For corresponding day/month of previous year 27-Mar-2025		For preceding day/month 26-Mar-2026		For the day/month reported upon 27-Mar-2026			
	No. of Vehicles	Fee collected (in lakh Rs.)	No. of Vehicles	Fee collected (in lakh Rs.)	Fee per Vehicle (in Rs.)	No. of Vehicles	Fee collected (in lakh Rs.)	
1	2	3	4	5	6	7	8	
A-Car (Note-7)	10663	624073	12719	711585	Note-1	12277	677739	
B-LCV	1348	134806	1359	136667		1372	136338	
C-Bus	1285	261574	1424	287487		1346	273766	
D-Truck	0	0	0	0		0	0	
E-Three-axle vehicle	0	0	0	0		0	0	
F-Multi-axle Truck	1954	802479	2091	847381		2031	829399	
G-Oversized vehicle	0	0	0	0		0	0	
FASTag Debit Adjustment/ Chargeback Received from Bank (Net) (Note-5)	0	0	0	0		Note-5	0	2496
H- Total	15250	1822932	17593	1983120			17026	1919738

Day/Month wise Opening Balance of Toll Collection & Traffic

Day	27										
Month	3										
Year	2026										
Toll Depositing Bank	State Bank Of India										
Bank Account No.	39177623786										
Transaction Type	Car/Jeep Count	Total Car/ Jeep Amount (in Rs.)	Bus/Truck Count	Total Bus / Truck Amount (in Rs.)	LCV Count	Total LCV Amount (in Rs.)	MAV (Multi Axle Vehicle Count)	Total MAV (Multi Axle Vehicle) Amount (in Rs.)	Three Axle Count	Three Axle Count Amount (in Rs.)	FASTag Debit Adjustment/ Chargeback Received from Bank (Net)
1	2	3	4	5	8	9	10	11	12	13	Note-5
Single Journey	6629	276935	760	128122	890	76276	1498	546060	0	0	2496
Monthly Pass Sales	0	0	0	0	0	0	0	0	0	0	0
Daily Pass Sales	4373	309682	537	133063	453	56866	513	272867	0	0	0
Local Pass Sales	0	0	0	0	0	0	0	0	0	0	0
Return Pass Sales	0	0	0	0	0	0	0	0	0	0	0
Double User Fee (FASTag Lane Violation) (Note-6)	460	43240	20	6600	3	498	6	4260	0	0	0
1.25 times User Fee via UPI (FASTag Lane Violation) (Note-9)	815	47881	29	5981	26	2698	14	6213	0	0	0

Traffic and Revenue Receivable (Annual Pass - Note 7)		
Transaction Type	Car/Jeep Count	Total Car/ Jeep Amount (in Rs.)
1	2	3
Annual Pass	1496	82547

Total Non-Tollable Traffic Count Entry Details (Note-2)					
Transaction Type	Car/Jeep Count	Bus/Truck Count	LCV Count	MAV (Multi Axle Vehicle Count)	Three Axle Count
1	2	3	5	6	7
Reuse & Exit	5326	742	526	645	0
Exemption & Violation	5164	232	78	142	0

Notes

1. Fee for Fastag vehicles passing two toll plazas, is collected at two plazas in few cases and therefore section wise traffic details will not be available at one plaza for same.
2. All Non-tollable traffic could not be recorded/reported due to unavailability of adequate Lanes & systems. Non-Tollable count includes Reuse of daily/return/monthly pass, exit trips, exemption and violations.
3. Reporting (FASTag/Cash/Card) - 12:00:00 AM to 11:59:59 PM.
4. Fastag Collection is net of Acquiring Bank Charges
5. FASTag Debit Adjustment/Chargeback Received from Bank (Net)
6. Double user fee (from cash vehicles entering dedicated Fastag lane) collected from vehicles are reported separately (count and revenue). These are included in vehicle category wise count and revenue.
7. Annual FASTag pass w.e.f. 15 August 2025 as per directions of MPEL vide letter no MPEL/DIC/2025/676 dated August 14, 2025.
8. Annual Pass Toll Revenue receivable (as given in the table above) is not included in the column 'Fee Collected'.
9. '1.25' times User Fee via UPI for vehicles without a valid FASTag w.e.f. 15 November 2025 as per directions of MPEL vide letter no MPEL/02/DIC/968 dated 10 November 2025.



MONTHLY/DAILY FEE STATEMENT

Project Highway: National Highway NH-48

Day/Month: 28-Mar-2026

Sr. No.	Name of Toll Plaza Location	Chainage
1	Shedung National Highway NH-48 (From Km. 20+400 to 131+200)	103+350

Type of Vehicle	For corresponding day/month of previous year 28-Mar-2025		For preceding day/month 27-Mar-2026		For the day/month reported upon 28-Mar-2026		
	No. of Vehicles	Fee collected (in lakh Rs.)	No. of Vehicles	Fee collected (in lakh Rs.)	Fee per Vehicle (in Rs.)	No. of Vehicles	Fee collected (in lakh Rs.)
1	2	3	4	5	6	7	8
A-Car (Note-7)	11286	661946	12277	677739		16086	890312
B-LCV	1348	135010	1372	136338		1358	134842
C-Bus	1290	264024	1346	273766		1387	284034
D-Truck	0	0	0	0	Note-1	0	0
E-Three-axle vehicle	0	0	0	0		0	0
F-Multi-axle Truck	1930	795336	2031	829399		1935	779069
G-Oversized vehicle	0	0	0	0		0	0
FASTag Debit Adjustment/ Chargeback Received from Bank (Net) (Note-5)	0	1574	0	2496	Note-5	0	1283
H- Total	15854	1857890	17026	1919738		20766	2089540

Day/Month wise Opening Balance of Toll Collection & Traffic

Day	28										
Month	3										
Year	2026										
Toll Depositing Bank	State Bank Of India										
Bank Account No.	39177623786										
Transaction Type	Car/Jeep Count	Total Car/ Jeep Amount (in Rs.)	Bus/Truck Count	Total Bus / Truck Amount (in Rs.)	LCV Count	Total LCV Amount (in Rs.)	MAV (Multi Axle Vehicle Count)	Total MAV (Multi Axle Vehicle) Amount (in Rs.)	Three Axle Count	Three Axle Count Amount (in Rs.)	FASTag Debit Adjustment/ Chargeback Received from Bank (Net)
1	2	3	4	5	8	9	10	11	12	13	Note-5
Single Journey	9138	397255	775	131414	867	73411	1474	536126	0	0	1283
Monthly Pass Sales	1	419	0	0	0	0	0	0	0	0	0
Daily Pass Sales	5288	374480	569	140781	442	55290	440	233092	0	0	0
Local Pass Sales	0	0	0	0	0	0	0	0	0	0	0
Return Pass Sales	0	0	0	0	0	0	0	0	0	0	0
Double User Fee (FASTag Lane Violation) (Note-6)	587	55178	24	7920	17	2822	2	1420	0	0	0
1.25 times User Fee via UPI (FASTag Lane Violation) (Note-9)	1072	62980	19	3919	32	3320	19	8431	0	0	0

Traffic and Revenue Receivable (Annual Pass - Note 7)		
Transaction Type	Car/Jeep Count	Total Car/ Jeep Amount (in Rs.)
1	2	3
Annual Pass	1568	86952

Total Non-Tollable Traffic Count Entry Details (Note-2)						
Transaction Type	Car/Jeep Count	Bus/Truck Count	LCV Count	MAV (Multi Axle Vehicle Count)	Three Axle Count	
1	2	3	5	6	7	
Reuse & Exit	6169	764	519	536		0
Exemption & Violation	5171	224	42	163		0

- Notes**
1. Fee for Fastag vehicles passing two toll plazas, is collected at two plazas in few cases and therefore section wise traffic details will not be available at one plaza for same.
 2. All Non-tollable traffic could not be recorded/reported due to unavailability of adequate Lanes & systems. Non-Tollable count includes Reuse of daily/return/monthly pass, exit trips, exemption and violations.
 3. Reporting (FASTag/Cash/Card) - 12:00:00 AM to 11:59:59 PM.
 4. Fastag Collection is net of Acquiring Bank Charges
 5. FASTag Debit Adjustment/Chargeback Received from Bank (Net)
 6. Double user fee (from cash vehicles entering dedicated Fastag lane) collected from vehicles are reported separately (count and revenue). These are included in vehicle category wise count and revenue.
 7. Annual FASTag pass w.e.f. 15 August 2025 as per directions of MPEL vide letter no MPEL/DIC/2025/676 dated August 14, 2025.
 8. Annual Pass Toll Revenue receivable (as given in the table above) is not included in the column 'Fee Collected'.
 9. '1.25' times User Fee via UPI for vehicles without a valid FASTag w.e.f. 15 November 2025 as per directions of MPEL vide letter no MPEL/02/DIC/968 dated 10 November 2025.



MONTHLY/DAILY FEE STATEMENT

Project Highway: National Highway NH-48

Day/Month: 29-Mar-2026

Sr. No.	Name of Toll Plaza Location	Chainage
1	Shedung National Highway NH-48 (From Km. 20+400 to 131+200)	103+350

Type of Vehicle	For corresponding day/month of previous year 29-Mar-2025		For preceding day/month 28-Mar-2026		For the day/month reported upon 29-Mar-2026		
	No. of Vehicles	Fee collected (in lakh Rs.)	No. of Vehicles	Fee collected (in lakh Rs.)	Fee per Vehicle (in Rs.)	No. of Vehicles	Fee collected (in lakh Rs.)
1	2	3	4	5	6	7	8
A-Car (Note-7)	13409	780345	16086	890312	Note-1	14976	827127
B-LCV	1368	142999	1358	134842		879	85413
C-Bus	1366	271746	1387	284034		952	188309
D-Truck	0	0	0	0		0	0
E-Three-axle vehicle	0	0	0	0		0	0
F-Multi-axle Truck	1883	764999	1935	779069		1523	612966
G-Oversized vehicle	0	0	0	0		0	0
FASTag Debit Adjustment/ Chargeback Received from Bank (Net) (Note-5)	0	27	0	1283	Note-5	0	0
H- Total	18026	1960115	20766	2089540		18330	1713816

Day/Month wise Opening Balance of Toll Collection & Traffic

Day	29										
Month	3										
Year	2026										
Toll Depositing Bank	State Bank Of India										
Bank Account No.	39177623786										
Transaction Type	Car/Jeep Count	Total Car/ Jeep Amount (in Rs.)	Bus/Truck Count	Total Bus / Truck Amount (in Rs.)	LCV Count	Total LCV Amount (in Rs.)	MAV (Multi Axle Vehicle Count)	Total MAV (Multi Axle Vehicle) Amount (in Rs.)	Three Axle Count	Three Axle Count Amount (in Rs.)	FASTag Debit Adjustment/ Chargeback Received from Bank (Net)
1	2	3	4	5	8	9	10	11	12	13	Note-5
Single Journey	8604	375549	604	102201	612	51992	1171	427265	0	0	0
Monthly Pass Sales	3	1258	0	0	0	0	0	0	0	0	0
Daily Pass Sales	4797	339611	319	79013	244	30724	342	181264	0	0	0
Local Pass Sales	0	0	0	0	0	0	0	0	0	0	0
Return Pass Sales	0	0	0	0	0	0	0	0	0	0	0
Double User Fee (FASTag Lane Violation) (Note-6)	519	48786	9	2970	5	830	0	0	0	0	0
1.25 times User Fee via UPI (FASTag Lane Violation) (Note-9)	1053	61923	20	4125	18	1868	10	4438	0	0	0

Traffic and Revenue Receivable (Annual Pass - Note 7)		
Transaction Type	Car/Jeep Count	Total Car/ Jeep Amount (in Rs.)
1	2	3
Annual Pass	1458	80831

Total Non-Tollable Traffic Count Entry Details (Note-2)					
Transaction Type	Car/Jeep Count	Bus/Truck Count	LCV Count	MAV (Multi Axle Vehicle Count)	Three Axle Count
1	2	3	5	6	7
Reuse & Exit	5458	491	298	470	0
Exemption & Violation	5056	156	32	132	0

Notes

1. Fee for Fastag vehicles passing two toll plazas, is collected at two plazas in few cases and therefore section wise traffic details will not be available at one plaza for same.
2. All Non-tollable traffic could not be recorded/reported due to unavailability of adequate Lanes & systems. Non-Tollable count includes Reuse of daily/return/monthly pass, exit trips, exemption and violations.
3. Reporting (FASTag/Cash/Card) - 12:00:00 AM to 11:59:59 PM.
4. Fastag Collection is net of Acquiring Bank Charges
5. FASTag Debit Adjustment/Chargeback Received from Bank (Net)
6. Double user fee (from cash vehicles entering dedicated Fastag lane) collected from vehicles are reported separately (count and revenue). These are included in vehicle category wise count and revenue.
7. Annual FASTag pass w.e.f. 15 August 2025 as per directions of MPEL vide letter no MPEL/DIC/2025/676 dated August 14, 2025.
8. Annual Pass Toll Revenue receivable (as given in the table above) is not included in the column 'Fee Collected'.
9. '1.25' times User Fee via UPI for vehicles without a valid FASTag w.e.f. 15 November 2025 as per directions of MPEL vide letter no MPEL/02/DIC/968 dated 10 November 2025.



MONTHLY/DAILY FEE STATEMENT

Project Highway: National Highway NH-48

Day/Month: 30-Mar-2026

Sr. No.	Name of Toll Plaza Location	Chainage
1	Shedung National Highway NH-48 (From Km. 20+400 to 131+200)	103+350

Type of Vehicle	For corresponding day/month of previous year 30-Mar-2025		For preceding day/month 29-Mar-2026		For the day/month reported upon 30-Mar-2026		
	No. of Vehicles	Fee collected (in lakh Rs.)	No. of Vehicles	Fee collected (in lakh Rs.)	Fee per Vehicle (in Rs.)	No. of Vehicles	Fee collected (in lakh Rs.)
1	2	3	4	5	6	7	8
A-Car (Note-7)	12407	740837	14976	827127	Note-1	11496	638525
B-LCV	748	72318	879	85413		1135	114327
C-Bus	857	176931	952	188309		1194	243924
D-Truck	0	0	0	0		0	0
E-Three-axle vehicle	0	0	0	0		0	0
F-Multi-axle Truck	1373	554478	1523	612966		1774	802060
G-Oversized vehicle	0	0	0	0		0	0
FASTag Debit Adjustment/ Chargeback Received from Bank (Net) (Note-5)	0	-354	0	0	Note-5	0	2135
H- Total	15385	1544209	18330	1713816		15599	1800971

Day/Month wise Opening Balance of Toll Collection & Traffic

Day	30										
Month	3										
Year	2026										
Toll Depositing Bank	State Bank Of India										
Bank Account No.	39177623786										
Transaction Type	Car/Jeep Count	Total Car/ Jeep Amount (in Rs.)	Bus/Truck Count	Total Bus / Truck Amount (in Rs.)	LCV Count	Total LCV Amount (in Rs.)	MAV (Multi Axle Vehicle Count)	Total MAV (Multi Axle Vehicle) Amount (in Rs.)	Three Axle Count	Three Axle Count Amount (in Rs.)	FASTag Debit Adjustment/ Chargeback Received from Bank (Net)
1	2	3	4	5	8	9	10	11	12	13	Note-5
Single Journey	6189	255622	664	112635	718	62036	1397	508489	0	0	2135
Monthly Pass Sales	11	7786	0	0	0	0	8	98465	0	0	0
Daily Pass Sales	4082	288754	494	122255	396	49615	343	182502	0	0	0
Local Pass Sales	0	0	0	0	0	0	0	0	0	0	0
Return Pass Sales	0	0	0	0	0	0	0	0	0	0	0
Double User Fee (FASTag Lane Violation) (Note-6)	425	39950	13	4290	8	1328	4	2840	0	0	0
1.25 times User Fee via UPI (FASTag Lane Violation) (Note-9)	789	46413	23	4744	13	1349	22	9763	0	0	0

Traffic and Revenue Receivable (Annual Pass - Note 7)		
Transaction Type	Car/Jeep Count	Total Car/ Jeep Amount (in Rs.)
1	2	3
Annual Pass	1438	79573

Total Non-Tollable Traffic Count Entry Details (Note-2)						
Transaction Type	Car/Jeep Count	Bus/Truck Count	LCV Count	MAV (Multi Axle Vehicle Count)	Three Axle Count	
1	2	3	5	6	7	
Reuse & Exit	4979	716	478	490	0	
Exemption & Violation	5166	238	42	153	0	

Notes

1. Fee for Fastag vehicles passing two toll plazas, is collected at two plazas in few cases and therefore section wise traffic details will not be available at one plaza for same.
2. All Non-tollable traffic could not be recorded/reported due to unavailability of adequate Lanes & systems. Non-Tollable count includes Reuse of daily/return/monthly pass, exit trips, exemption and violations.
3. Reporting (FASTag/Cash/Card) - 12:00:00 AM to 11:59:59 PM.
4. Fastag Collection is net of Acquiring Bank Charges
5. FASTag Debit Adjustment/Chargeback Received from Bank (Net)
6. Double user fee (from cash vehicles entering dedicated Fastag lane) collected from vehicles are reported separately (count and revenue). These are included in vehicle category wise count and revenue.
7. Annual FASTag pass w.e.f. 15 August 2025 as per directions of MPEL vide letter no MPEL/DIC/2025/676 dated August 14, 2025.
8. Annual Pass Toll Revenue receivable (as given in the table above) is not included in the column 'Fee Collected'.
9. '1.25' times User Fee via UPI for vehicles without a valid FASTag w.e.f. 15 November 2025 as per directions of MPEL vide letter no MPEL/02/DIC/968 dated 10 November 2025.



MONTHLY/DAILY FEE STATEMENT

Project Highway: National Highway NH-48

Day/Month: 31-Mar-2026

Sr. No.	Name of Toll Plaza Location	Chainage
1	National Highway NH-48 (From Km. 20+400 to 131+200) Shedung	103+350

Type of Vehicle	For corresponding day/month of previous year 31-Mar-2025		For preceding day/month 30-Mar-2026		For the day/month reported upon 31-Mar-2026		
	No. of Vehicles	Fee collected (in lakh Rs.)	No. of Vehicles	Fee collected (in lakh Rs.)	Fee per Vehicle (in Rs.)	No. of Vehicles	Fee collected (in lakh Rs.)
1	2	3	4	5	6	7	8
A-Car (Note-7)	11244	691588	11496	638525	Note-1	11791	700533
B-LCV	777	92213	1135	114327		1262	151999
C-Bus	916	211070	1194	243924		1214	285814
D-Truck	0	0	0	0		0	0
E-Three-axle vehicle	0	0	0	0		0	0
F-Multi-axle Truck	1311	611443	1774	802060		1725	699930
G-Oversized vehicle	0	0	0	0		0	0
FASTag Debit Adjustment/ Chargeback Received from Bank (Net) (Note-5)	0	1070	0	2135	Note-5	0	13517
H- Total	14248	1607385	15599	1800971		15992	1851792

Day/Month wise Opening Balance of Toll Collection & Traffic

Day	31										
Month	3										
Year	2026										
Toll Depositing Bank	State Bank Of India										
Bank Account No.	39177623786										
Transaction Type	Car/Jeep Count	Total Car/ Jeep Amount (in Rs.)	Bus/Truck Count	Total Bus / Truck Amount (in Rs.)	LCV Count	Total LCV Amount (in Rs.)	MAV (Multi Axle Vehicle Count)	Total MAV (Multi Axle Vehicle) Amount (in Rs.)	Three Axle Count	Three Axle Count Amount (in Rs.)	FASTag Debit Adjustment/ Chargeback Received from Bank (Net)
1	2	3	4	5	8	9	10	11	12	13	Note-5
Single Journey	5931	247391	683	115932	803	68373	1294	471867	0	0	13517
Monthly Pass Sales	47	40428	7	40039	10	27312	0	0	0	0	0
Daily Pass Sales	4450	315259	482	119447	419	52579	407	215815	0	0	0
Local Pass Sales	0	0	0	0	0	0	0	0	0	0	0
Return Pass Sales	0	0	0	0	0	0	0	0	0	0	0
Double User Fee (FASTag Lane Violation) (Note-6)	493	46342	14	4620	10	1660	6	4260	0	0	0
1.25 times User Fee via UPI (FASTag Lane Violation) (Note-9)	870	51113	28	5775	20	2075	18	7988	0	0	0

Traffic and Revenue Receivable (Annual Pass - Note 7)		
Transaction Type	Car/Jeep Count	Total Car/ Jeep Amount (in Rs.)
1	2	3
Annual Pass	1331	74081

Total Non-Tollable Traffic Count Entry Details (Note-2)					
Transaction Type	Car/Jeep Count	Bus/Truck Count	LCV Count	MAV (Multi Axle Vehicle Count)	Three Axle Count
1	2	3	5	6	7
Reuse & Exit	5322	673	498	510	0
Exemption & Violation	4998	192	51	116	0

- Notes**
1. Fee for Fastag vehicles passing two toll plazas, is collected at two plazas in few cases and therefore section wise traffic details will not be available at one plaza for same.
 2. All Non-tollable traffic could not be recorded/reported due to unavailability of adequate Lanes & systems. Non-Tollable count includes Reuse of daily/return/monthly pass, exit trips, exemption and violations.
 3. Reporting (FASTag/Cash/Card) - 12:00:00 AM to 11:59:59 PM.
 4. Fastag Collection is net of Acquiring Bank Charges
 5. FASTag Debit Adjustment/Chargeback Received from Bank (Net)
 6. Double user fee (from cash vehicles entering dedicated Fastag lane) collected from vehicles are reported separately (count and revenue). These are included in vehicle category wise count and revenue.
 7. Annual FASTag pass w.e.f. 15 August 2025 as per directions of MPEL vide letter no MPEL/DIC/2025/676 dated August 14, 2025.
 8. Annual Pass Toll Revenue receivable (as given in the table above) is not included in the column 'Fee Collected'.
 9. '1.25' times User Fee via UPI for vehicles without a valid FASTag w.e.f. 15 November 2025 as per directions of MPEL vide letter no MPEL/02/DIC/968 dated 10 November 2025.



MONTHLY/DAILY FEE STATEMENT

Project Highway: National Highway NH-48

Day/Month: 01-Mar-2026

Sr. No.	Name of Toll Plaza Location	Chainage
1	Shilphata	103+350

Type of Vehicle	For corresponding day/month of previous year 1-Mar-2025		For preceding day/month 28-Feb-2026		For the day/month reported upon 1-Mar-2026		
	No. of Vehicles	Fee collected (in lakh Rs.)	No. of Vehicles	Fee collected (in lakh Rs.)	Fee per Vehicle (in Rs.)	No. of Vehicles	Fee collected (in lakh Rs.)
1	2	3	4	5	6	7	8
A-Car (Note-7)	8549	556468	7806	440581	Note-1	7835	450318
B-LCV	981	96342	1035	111640		821	79209
C-Bus	2610	484572	2859	527654		2508	462697
D-Truck	0	0	0	0		0	0
E-Three-axle vehicle	0	0	0	0		0	0
F-Multi-axle Truck	5020	1903451	5215	1946804		5199	1911802
G-Oversized vehicle	0	0	0	0		0	0
FASTag Debit Adjustment/ Chargeback Received from Bank (Net) (Note-5)	0	1687	0	812	Note-5	0	0
H- Total	17160	3042520	16915	3027490		16363	2904026

Day/Month wise Opening Balance of Toll Collection & Traffic

Day	1
Month	3
Year	2026
Toll Depositing Bank	State Bank Of India
Bank Account No.	39177623786

Transaction Type	Car/Jeep Count	Total Car/ Jeep Amount (in Rs.)	Bus/Truck Count	Total Bus / Truck Amount (in Rs.)	LCV Count	Total LCV Amount (in Rs.)	MAV (Multi Axle Vehicle Count)	Total MAV (Multi Axle Vehicle) Amount (in Rs.)	Three Axle Count	Three Axle Count Amount (in Rs.)	FASTag Debit Adjustment/ Chargeback Received from Bank (Net) Note-5
1	2	3	4	5	8	9	10	11	12	13	
Single Journey	5045	230697	2029	335467	616	51317	4801	1702946	0	0	0
Monthly Pass Sales	55	24047	2	9882	1	2486	0	0	0	0	0
Daily Pass Sales	1708	120503	424	104312	180	22232	352	186579	0	0	0
Local Pass Sales	0	0	0	0	0	0	0	0	0	0	0
Return Pass Sales	0	0	0	0	0	0	0	0	0	0	0
Double User Fee (FASTag Lane Violation) (Note-6)	418	39292	17	5610	11	1826	7	4970	0	0	0
1.25 times User Fee via UPI (FASTag Lane Violation) (Note-9)	609	35779	36	7425	13	1349	39	17306	0	0	0

Traffic and Revenue Receivable (Annual Pass - Note 7)		
Transaction Type	Car/Jeep Count	Total Car/ Jeep Amount (in Rs.)
1	2	3
Annual Pass	675	35638

Total Non-Tollable Traffic Count Entry Details (Note-2)						
Transaction Type	Car/Jeep Count	Bus/Truck Count	LCV Count	MAV (Multi Axle Vehicle Count)	Three Axle Count	
1	2	3	5	6	7	
Reuse & Exit	2136	463	220	374		0
Exemption & Violation	4889	238	87	131		0

Notes

1. Fee for Fastag vehicles passing two toll plazas, is collected at two plazas in few cases and therefore section wise traffic details will not be available at one plaza for same.
2. All Non-tollable traffic could not be recorded/reported due to unavailability of adequate Lanes & systems. Non-Tollable count includes Reuse of daily/return/monthly pass, exit trips, exemption and violations.
3. Reporting (FASTag/Cash/Card) - 12:00:00 AM to 11:59:59 PM.
4. Fastag Collection is net of Acquiring Bank Charges
5. FASTag Debit Adjustment/Chargeback Received from Bank (Net)
6. Double user fee (from cash vehicles entering dedicated Fastag lane) collected from vehicles are reported separately (count and revenue). These are included in vehicle category wise count and revenue.
7. Annual FASTag pass w.e.f. 15 August 2025 as per directions of MPEL vide letter no MPEL/DIC/2025/676 dated August 14, 2025.
8. Annual Pass Toll Revenue receivable (as given in the table above) is not included in the column 'Fee Collected'.
9. '1.25' times User Fee via UPI for vehicles without a valid FASTag w.e.f. 15 November 2025 as per directions of MPEL vide letter no MPEL/02/DIC/968 dated 10 November 2025.



MONTHLY/DAILY FEE STATEMENT

Project Highway: National Highway NH-48

Day/Month: 02-Mar-2026

Sr. No.	Name of Toll Plaza Location	Chainage
National Highway NH-48 (from Km. 20+400 to 131+200)		
1	Shilphata	103+350

Type of Vehicle	For corresponding day/month of previous year 2-Mar-2025		For preceding day/month 1-Mar-2026		For the day/month reported upon 2-Mar-2026		
	No. of Vehicles	Fee collected (in lakh Rs.)	No. of Vehicles	Fee collected (in lakh Rs.)	Fee per Vehicle (in Rs.)	No. of Vehicles	Fee collected (in lakh Rs.)
1	2	3	4	5	6	7	8
A-Car (Note-7)	7942	479298	7835	450318	Note-1	6526	377091
B-LCV	694	68459	821	79209		940	106205
C-Bus	2055	378205	2508	462697		2757	514652
D-Truck	0	0	0	0		0	0
E-Three-axle vehicle	0	0	0	0		0	0
F-Multi-axle Truck	4253	1573774	5199	1911802		5605	2111337
G-Oversized vehicle	0	0	0	0		0	0
FASTag Debit Adjustment/ Chargeback Received from Bank (Net) (Note-5)	0	-119	0	0	Note-5	0	942
H- Total	14944	2499618	16363	2904026		15828	3110228

Day/Month wise Opening Balance of Toll Collection & Traffic

Day	2
Month	3
Year	2026
Toll Depositing Bank	State Bank Of India
Bank Account No.	39177623786

Transaction Type	Car/Jeep Count	Total Car/ Jeep Amount (in Rs.)	Bus/Truck Count	Total Bus / Truck Amount (in Rs.)	LCV Count	Total LCV Amount (in Rs.)	MAV (Multi Axle Vehicle Count)	Total MAV (Multi Axle Vehicle) Amount (in Rs.)	Three Axle Count	Three Axle Count Amount (in Rs.)	FASTag Debit Adjustment/ Chargeback Received from Bank (Net) Note-5
1	2	3	4	5	8	9	10	11	12	13	
Single Journey	4065	182477	2141	353963	633	52592	4930	1750144	0	0	942
Monthly Pass Sales	39	21741	2	9882	7	16171	1	5331	0	0	0
Daily Pass Sales	1543	108858	547	135007	273	33832	604	319209	0	0	0
Local Pass Sales	0	0	0	0	0	0	0	0	0	0	0
Return Pass Sales	0	0	0	0	0	0	0	0	0	0	0
Double User Fee (FASTag Lane Violation) (Note-6)	351	32994	16	5280	13	2158	21	14910	0	0	0
1.25 times User Fee via UPI (FASTag Lane Violation) (Note-9)	528	31020	51	10519	14	1453	49	21744	0	0	0

Traffic and Revenue Receivable (Annual Pass - Note 7)		
Transaction Type	Car/Jeep Count	Total Car/ Jeep Amount (in Rs.)
1	2	3
Annual Pass	633	33373

Total Non-Tollable Traffic Count Entry Details (Note-2)						
Transaction Type	Car/Jeep Count	Bus/Truck Count	LCV Count	MAV (Multi Axle Vehicle Count)	Three Axle Count	
1	2	3	5	6	7	
Reuse & Exit	2066	609	340	713	0	
Exemption & Violation	3837	298	109	165	0	

Notes

1. Fee for Fastag vehicles passing two toll plazas, is collected at two plazas in few cases and therefore section wise traffic details will not be available at one plaza for same.
2. All Non-tollable traffic could not be recorded/reported due to unavailability of adequate Lanes & systems. Non-Tollable count includes Reuse of daily/return/monthly pass, exit trips, exemption and violations.
3. Reporting (FASTag/Cash/Card) - 12:00:00 AM to 11:59:59 PM.
4. Fastag Collection is net of Acquiring Bank Charges
5. FASTag Debit Adjustment/Chargeback Received from Bank (Net)
6. Double user fee (from cash vehicles entering dedicated Fastag lane) collected from vehicles are reported separately (count and revenue). These are included in vehicle category wise count and revenue.
7. Annual FASTag pass w.e.f. 15 August 2025 as per directions of MPEL vide letter no MPEL/DIC/2025/676 dated August 14, 2025.
8. Annual Pass Toll Revenue receivable (as given in the table above) is not included in the column 'Fee Collected'.
9. '1.25' times User Fee via UPI for vehicles without a valid FASTag w.e.f. 15 November 2025 as per directions of MPEL vide letter no MPEL/02/DIC/968 dated 10 November 2025.



MONTHLY/DAILY FEE STATEMENT

Project Highway: National Highway NH-48

Day/Month: 03-Mar-2026

Sr. No.	Name of Toll Plaza Location	Chainage
National Highway NH-48 (from Km. 20+400 to 131+200)		
1	Shilphata	103+350

Type of Vehicle	For corresponding day/month of previous year 3-Mar-2025		For preceding day/month 2-Mar-2026		For the day/month reported upon 3-Mar-2026		
	No. of Vehicles	Fee collected (in lakh Rs.)	No. of Vehicles	Fee collected (in lakh Rs.)	Fee per Vehicle (in Rs.)	No. of Vehicles	Fee collected (in lakh Rs.)
1	2	3	4	5	6	7	8
A-Car (Note-7)	7309	436680	6526	377091	Note-1	4703	261171
B-LCV	921	92921	940	106205		597	57487
C-Bus	2483	461336	2757	514652		1855	327229
D-Truck	0	0	0	0		0	0
E-Three-axle vehicle	0	0	0	0		0	0
F-Multi-axle Truck	4469	1672009	5605	2111337		4345	1592857
G-Oversized vehicle	0	0	0	0		0	0
FASTag Debit Adjustment/ Chargeback Received from Bank (Net) (Note-5)	0	0	0	942	Note-5	0	-94
H- Total	15182	2662946	15828	3110228		11500	2238650

Day/Month wise Opening Balance of Toll Collection & Traffic

Day	3
Month	3
Year	2026
Toll Depositing Bank	State Bank Of India
Bank Account No.	39177623786

Transaction Type	Car/Jeep Count	Total Car/ Jeep Amount (in Rs.)	Bus/Truck Count	Total Bus / Truck Amount (in Rs.)	LCV Count	Total LCV Amount (in Rs.)	MAV (Multi Axle Vehicle Count)	Total MAV (Multi Axle Vehicle) Amount (in Rs.)	Three Axle Count	Three Axle Count Amount (in Rs.)	FASTag Debit Adjustment/ Chargeback Received from Bank (Net) Note-5
1	2	3	4	5	8	9	10	11	12	13	
Single Journey	2881	131617	1603	264638	457	37840	4042	1433796	0	0	-94
Monthly Pass Sales	6	2156	0	0	1	2486	0	0	0	0	0
Daily Pass Sales	1018	71844	224	55331	120	14817	265	140069	0	0	0
Local Pass Sales	0	0	0	0	0	0	0	0	0	0	0
Return Pass Sales	0	0	0	0	0	0	0	0	0	0	0
Double User Fee (FASTag Lane Violation) (Note-6)	246	23124	12	3960	6	996	8	5680	0	0	0
1.25 times User Fee via UPI (FASTag Lane Violation) (Note-9)	552	32430	16	3300	13	1349	30	13313	0	0	0

Traffic and Revenue Receivable (Annual Pass - Note 7)		
Transaction Type	Car/Jeep Count	Total Car/ Jeep Amount (in Rs.)
1	2	3
Annual Pass	418	21620

Total Non-Tollable Traffic Count Entry Details (Note-2)						
Transaction Type	Car/Jeep Count	Bus/Truck Count	LCV Count	MAV (Multi Axle Vehicle Count)	Three Axle Count	
1	2	3	5	6	7	
Reuse & Exit	1328	249	152	287	0	
Exemption & Violation	2570	86	34	68	0	

Notes

1. Fee for Fastag vehicles passing two toll plazas, is collected at two plazas in few cases and therefore section wise traffic details will not be available at one plaza for same.
2. All Non-tollable traffic could not be recorded/reported due to unavailability of adequate Lanes & systems. Non-Tollable count includes Reuse of daily/return/monthly pass, exit trips, exemption and violations.
3. Reporting (FASTag/Cash/Card) - 12:00:00 AM to 11:59:59 PM.
4. Fastag Collection is net of Acquiring Bank Charges
5. FASTag Debit Adjustment/Chargeback Received from Bank (Net)
6. Double user fee (from cash vehicles entering dedicated Fastag lane) collected from vehicles are reported separately (count and revenue). These are included in vehicle category wise count and revenue.
7. Annual FASTag pass w.e.f. 15 August 2025 as per directions of MPEL vide letter no MPEL/DIC/2025/676 dated August 14, 2025.
8. Annual Pass Toll Revenue receivable (as given in the table above) is not included in the column 'Fee Collected'.
9. '1.25' times User Fee via UPI for vehicles without a valid FASTag w.e.f. 15 November 2025 as per directions of MPEL vide letter no MPEL/02/DIC/968 dated 10 November 2025.



MONTHLY/DAILY FEE STATEMENT

Project Highway: National Highway NH-48

Day/Month: 04-Mar-2026

Sr. No.	Name of Toll Plaza Location	Chainage
1	National Highway NH-48 (from Km. 20+400 to 131+200) Shilphata	103+350

Type of Vehicle	For corresponding day/month of previous year 4-Mar-2025		For preceding day/month 3-Mar-2026		For the day/month reported upon 4-Mar-2026		
	No. of Vehicles	Fee collected (in lakh Rs.)	No. of Vehicles	Fee collected (in lakh Rs.)	Fee per Vehicle (in Rs.)	No. of Vehicles	Fee collected (in lakh Rs.)
1	2	3	4	5	6	7	8
A-Car (Note-7)	6518	389226	4703	261171	Note-1	6492	356657
B-LCV	898	90015	597	57487		762	73577
C-Bus	2565	476381	1855	327229		2089	383738
D-Truck	0	0	0	0		0	0
E-Three-axle vehicle	0	0	0	0		0	0
F-Multi-axle Truck	4858	1820364	4345	1592857		3893	1451295
G-Oversized vehicle	0	0	0	0		0	0
FASTag Debit Adjustment/ Chargeback Received from Bank (Net) (Note-5)	0	1111	0	-94	Note-5	0	1488
H- Total	14839	2777097	11500	2238650		13236	2266756

Day/Month wise Opening Balance of Toll Collection & Traffic

Day	4
Month	3
Year	2026
Toll Depositing Bank	State Bank Of India
Bank Account No.	39177623786

Transaction Type	Car/Jeep Count	Total Car/ Jeep Amount (in Rs.)	Bus/Truck Count	Total Bus / Truck Amount (in Rs.)	LCV Count	Total LCV Amount (in Rs.)	MAV (Multi Axle Vehicle Count)	Total MAV (Multi Axle Vehicle) Amount (in Rs.)	Three Axle Count	Three Axle Count Amount (in Rs.)	FASTag Debit Adjustment/ Chargeback Received from Bank (Net) Note-5
1	2	3	4	5	8	9	10	11	12	13	
Single Journey	4119	185295	1609	265897	523	43530	3489	1238721	0	0	1488
Monthly Pass Sales	8	3234	0	0	0	0	0	0	0	0	0
Daily Pass Sales	1475	103961	441	108684	207	25794	361	191363	0	0	0
Local Pass Sales	0	0	0	0	0	0	0	0	0	0	0
Return Pass Sales	0	0	0	0	0	0	0	0	0	0	0
Double User Fee (FASTag Lane Violation) (Note-6)	337	31678	9	2970	15	2490	8	5680	0	0	0
1.25 times User Fee via UPI (FASTag Lane Violation) (Note-9)	553	32489	30	6188	17	1764	35	15531	0	0	0

Traffic and Revenue Receivable (Annual Pass - Note 7)		
Transaction Type	Car/Jeep Count	Total Car/ Jeep Amount (in Rs.)
1	2	3
Annual Pass	686	36123

Total Non-Tollable Traffic Count Entry Details (Note-2)						
Transaction Type	Car/Jeep Count	Bus/Truck Count	LCV Count	MAV (Multi Axle Vehicle Count)	Three Axle Count	
1	2	3	5	6	7	
Reuse & Exit	1913	494	288	389		0
Exemption & Violation	4458	174	71	96		0

Notes

1. Fee for Fastag vehicles passing two toll plazas, is collected at two plazas in few cases and therefore section wise traffic details will not be available at one plaza for same.
2. All Non-tollable traffic could not be recorded/reported due to unavailability of adequate Lanes & systems. Non-Tollable count includes Reuse of daily/return/monthly pass, exit trips, exemption and violations.
3. Reporting (FASTag/Cash/Card) - 12:00:00 AM to 11:59:59 PM.
4. Fastag Collection is net of Acquiring Bank Charges
5. FASTag Debit Adjustment/Chargeback Received from Bank (Net)
6. Double user fee (from cash vehicles entering dedicated Fastag lane) collected from vehicles are reported separately (count and revenue). These are included in vehicle category wise count and revenue.
7. Annual FASTag pass w.e.f. 15 August 2025 as per directions of MPEL vide letter no MPEL/DIC/2025/676 dated August 14, 2025.
8. Annual Pass Toll Revenue receivable (as given in the table above) is not included in the column 'Fee Collected'.
9. '1.25' times User Fee via UPI for vehicles without a valid FASTag w.e.f. 15 November 2025 as per directions of MPEL vide letter no MPEL/02/DIC/968 dated 10 November 2025.



MONTHLY/DAILY FEE STATEMENT

Project Highway: National Highway NH-48

Day/Month: 05-Mar-2026

Sr. No.	Name of Toll Plaza Location	Chainage
National Highway NH-48 (from Km. 20+400 to 131+200)		
1	Shilphata	103+350

Type of Vehicle	For corresponding day/month of previous year 5-Mar-2025		For preceding day/month 4-Mar-2026		For the day/month reported upon 5-Mar-2026		
	No. of Vehicles	Fee collected (in lakh Rs.)	No. of Vehicles	Fee collected (in lakh Rs.)	Fee per Vehicle (in Rs.)	No. of Vehicles	Fee collected (in lakh Rs.)
1	2	3	4	5	6	7	8
A-Car (Note-7)	6456	381721	6492	356657	Note-1	7377	409302
B-LCV	918	89667	762	73577		906	89510
C-Bus	2598	482216	2089	383738		2511	466748
D-Truck	0	0	0	0		0	0
E-Three-axle vehicle	0	0	0	0		0	0
F-Multi-axle Truck	4914	1841046	3893	1451295		5050	1886504
G-Oversized vehicle	0	0	0	0		0	0
FASTag Debit Adjustment/ Chargeback Received from Bank (Net) (Note-5)	0	596	0	1488	Note-5	0	271
H- Total	14886	2795246	13236	2266756		15844	2852334

Day/Month wise Opening Balance of Toll Collection & Traffic

Day	5
Month	3
Year	2026
Toll Depositing Bank	State Bank Of India
Bank Account No.	39177623786

Transaction Type	Car/Jeep Count	Total Car/ Jeep Amount (in Rs.)	Bus/Truck Count	Total Bus / Truck Amount (in Rs.)	LCV Count	Total LCV Amount (in Rs.)	MAV (Multi Axle Vehicle Count)	Total MAV (Multi Axle Vehicle) Amount (in Rs.)	Three Axle Count	Three Axle Count Amount (in Rs.)	FASTag Debit Adjustment/ Chargeback Received from Bank (Net) Note-5
1	2	3	4	5	8	9	10	11	12	13	
Single Journey	4623	207734	1879	310536	618	51183	4487	1591262	0	0	271
Monthly Pass Sales	13	6079	0	0	2	2516	0	0	0	0	0
Daily Pass Sales	1765	124437	563	138887	245	30561	512	271013	0	0	0
Local Pass Sales	0	0	0	0	0	0	0	0	0	0	0
Return Pass Sales	0	0	0	0	0	0	0	0	0	0	0
Double User Fee (FASTag Lane Violation) (Note-6)	389	36566	25	8250	16	2656	6	4260	0	0	0
1.25 times User Fee via UPI (FASTag Lane Violation) (Note-9)	587	34486	44	9075	25	2594	45	19969	0	0	0

Traffic and Revenue Receivable (Annual Pass - Note 7)		
Transaction Type	Car/Jeep Count	Total Car/ Jeep Amount (in Rs.)
1	2	3
Annual Pass	783	41299

Total Non-Tollable Traffic Count Entry Details (Note-2)						
Transaction Type	Car/Jeep Count	Bus/Truck Count	LCV Count	MAV (Multi Axle Vehicle Count)	Three Axle Count	
1	2	3	5	6	7	
Reuse & Exit	2355	642	343	548	0	
Exemption & Violation	4285	227	108	138	0	

Notes

1. Fee for Fastag vehicles passing two toll plazas, is collected at two plazas in few cases and therefore section wise traffic details will not be available at one plaza for same.
2. All Non-tollable traffic could not be recorded/reported due to unavailability of adequate Lanes & systems. Non-Tollable count includes Reuse of daily/return/monthly pass, exit trips, exemption and violations.
3. Reporting (FASTag/Cash/Card) - 12:00:00 AM to 11:59:59 PM.
4. Fastag Collection is net of Acquiring Bank Charges
5. FASTag Debit Adjustment/Chargeback Received from Bank (Net)
6. Double user fee (from cash vehicles entering dedicated Fastag lane) collected from vehicles are reported separately (count and revenue). These are included in vehicle category wise count and revenue.
7. Annual FASTag pass w.e.f. 15 August 2025 as per directions of MPEL vide letter no MPEL/DIC/2025/676 dated August 14, 2025.
8. Annual Pass Toll Revenue receivable (as given in the table above) is not included in the column 'Fee Collected'.
9. '1.25' times User Fee via UPI for vehicles without a valid FASTag w.e.f. 15 November 2025 as per directions of MPEL vide letter no MPEL/02/DIC/968 dated 10 November 2025.



MONTHLY/DAILY FEE STATEMENT

Project Highway: National Highway NH-48

Day/Month: 06-Mar-2026

Sr. No.	Name of Toll Plaza Location	Chainage
1	National Highway NH-48 (from Km. 20+400 to 131+200) Shilphata	103+350

Type of Vehicle	For corresponding day/month of previous year 6-Mar-2025		For preceding day/month 5-Mar-2026		For the day/month reported upon 6-Mar-2026		
	No. of Vehicles	Fee collected (in lakh Rs.)	No. of Vehicles	Fee collected (in lakh Rs.)	Fee per Vehicle (in Rs.)	No. of Vehicles	Fee collected (in lakh Rs.)
1	2	3	4	5	6	7	8
A-Car (Note-7)	6879	412324	7377	409302	Note-1	7262	407046
B-LCV	922	89803	906	89510		962	91711
C-Bus	2715	510216	2511	466748		2789	511222
D-Truck	0	0	0	0		0	0
E-Three-axle vehicle	0	0	0	0		0	0
F-Multi-axle Truck	5207	1955397	5050	1886504		5220	1948323
G-Oversized vehicle	0	0	0	0		0	0
FASTag Debit Adjustment/ Chargeback Received from Bank (Net) (Note-5)	0	508	0	271	Note-5	0	443
H- Total	15723	2968248	15844	2852334		16233	2958746

Day/Month wise Opening Balance of Toll Collection & Traffic

Day	6										
Month	3										
Year	2026										
Toll Depositing Bank	State Bank Of India										
Bank Account No.	39177623786										
Transaction Type	Car/Jeep Count	Total Car/ Jeep Amount (in Rs.)	Bus/Truck Count	Total Bus / Truck Amount (in Rs.)	LCV Count	Total LCV Amount (in Rs.)	MAV (Multi Axle Vehicle Count)	Total MAV (Multi Axle Vehicle) Amount (in Rs.)	Three Axle Count	Three Axle Count Amount (in Rs.)	FASTag Debit Adjustment/ Chargeback Received from Bank (Net)
1	2	3	4	5	8	9	10	11	12	13	Note-5
Single Journey	4524	204854	2151	355252	689	57105	4655	1652104	0	0	443
Monthly Pass Sales	13	6768	0	0	0	0	0	0	0	0	0
Daily Pass Sales	1644	116124	578	142110	241	30042	515	271636	0	0	0
Local Pass Sales	0	0	0	0	0	0	0	0	0	0	0
Return Pass Sales	0	0	0	0	0	0	0	0	0	0	0
Double User Fee (FASTag Lane Violation) (Note-6)	448	42112	12	3960	20	3320	9	6390	0	0	0
1.25 times User Fee via UPI (FASTag Lane Violation) (Note-9)	633	37189	48	9900	12	1245	41	18194	0	0	0

Traffic and Revenue Receivable (Annual Pass - Note 7)		
Transaction Type	Car/Jeep Count	Total Car/ Jeep Amount (in Rs.)
1	2	3
Annual Pass	839	44210

Total Non-Tollable Traffic Count Entry Details (Note-2)					
Transaction Type	Car/Jeep Count	Bus/Truck Count	LCV Count	MAV (Multi Axle Vehicle Count)	Three Axle Count
1	2	3	5	6	7
Reuse & Exit	2166	657	314	551	0
Exemption & Violation	4237	271	115	162	0

Notes

1. Fee for Fastag vehicles passing two toll plazas, is collected at two plazas in few cases and therefore section wise traffic details will not be available at one plaza for same.
2. All Non-tollable traffic could not be recorded/reported due to unavailability of adequate Lanes & systems. Non-Tollable count includes Reuse of daily/return/monthly pass, exit trips, exemption and violations.
3. Reporting (FASTag/Cash/Card) - 12:00:00 AM to 11:59:59 PM.
4. Fastag Collection is net of Acquiring Bank Charges
5. FASTag Debit Adjustment/Chargeback Received from Bank (Net)
6. Double user fee (from cash vehicles entering dedicated Fastag lane) collected from vehicles are reported separately (count and revenue). These are included in vehicle category wise count and revenue.
7. Annual FASTag pass w.e.f. 15 August 2025 as per directions of MPEL vide letter no MPEL/DIC/2025/676 dated August 14, 2025.
8. Annual Pass Toll Revenue receivable (as given in the table above) is not included in the column 'Fee Collected'.
9. '1.25' times User Fee via UPI for vehicles without a valid FASTag w.e.f. 15 November 2025 as per directions of MPEL vide letter no MPEL/02/DIC/968 dated 10 November 2025.



MONTHLY/DAILY FEE STATEMENT

Project Highway: National Highway NH-48

Day/Month: 08-Mar-2026

Sr. No.	Name of Toll Plaza Location	Chainage
National Highway NH-48 (from Km. 20+400 to 131+200)		
1	Shilphata	103+350

Type of Vehicle	For corresponding day/month of previous year 8-Mar-2025		For preceding day/month 7-Mar-2026		For the day/month reported upon 8-Mar-2026		
	No. of Vehicles	Fee collected (in lakh Rs.)	No. of Vehicles	Fee collected (in lakh Rs.)	Fee per Vehicle (in Rs.)	No. of Vehicles	Fee collected (in lakh Rs.)
1	2	3	4	5	6	7	8
A-Car (Note-7)	7699	459315	7543	418963	Note-1	7609	422322
B-LCV	891	86839	956	91645		770	73291
C-Bus	2695	506217	2774	515725		2211	403692
D-Truck	0	0	0	0		0	0
E-Three-axle vehicle	0	0	0	0		0	0
F-Multi-axle Truck	5081	1921160	5310	1981281		4828	1782741
G-Oversized vehicle	0	0	0	0		0	0
FASTag Debit Adjustment/ Chargeback Received from Bank (Net) (Note-5)	0	0	0	994		Note-5	0
H- Total	16366	2973531	16583	3008609		15418	2682046

Day/Month wise Opening Balance of Toll Collection & Traffic

Day	8
Month	3
Year	2026
Toll Depositing Bank	0
Bank Account No.	39177623786

Transaction Type	Car/Jeep Count	Total Car/ Jeep Amount (in Rs.)	Bus/Truck Count	Total Bus / Truck Amount (in Rs.)	LCV Count	Total LCV Amount (in Rs.)	MAV (Multi Axle Vehicle Count)	Total MAV (Multi Axle Vehicle) Amount (in Rs.)	Three Axle Count	Three Axle Count Amount (in Rs.)	FASTag Debit Adjustment/ Chargeback Received from Bank (Net) Note-5
1	2	3	4	5	8	9	10	11	12	13	
Single Journey	4756	219047	1750	289398	537	44399	4419	1568999	0	0	0
Monthly Pass Sales	1	359	0	0	0	0	0	0	0	0	0
Daily Pass Sales	1755	123733	420	103363	204	25198	355	186851	0	0	0
Local Pass Sales	0	0	0	0	0	0	0	0	0	0	0
Return Pass Sales	0	0	0	0	0	0	0	0	0	0	0
Double User Fee (FASTag Lane Violation) (Note-6)	418	39292	20	6600	11	1826	11	7810	0	0	0
1.25 times User Fee via UPI (FASTag Lane Violation) (Note-9)	679	39891	21	4331	18	1868	43	19081	0	0	0

Traffic and Revenue Receivable (Annual Pass - Note 7)		
Transaction Type	Car/Jeep Count	Total Car/ Jeep Amount (in Rs.)
1	2	3
Annual Pass	637	33751

Total Non-Tollable Traffic Count Entry Details (Note-2)					
Transaction Type	Car/Jeep Count	Bus/Truck Count	LCV Count	MAV (Multi Axle Vehicle Count)	Three Axle Count
1	2	3	5	6	7
Reuse & Exit	2235	487	253	362	0
Exemption & Violation	5535	205	78	140	0

Notes

1. Fee for Fastag vehicles passing two toll plazas, is collected at two plazas in few cases and therefore section wise traffic details will not be available at one plaza for same.
2. All Non-tollable traffic could not be recorded/reported due to unavailability of adequate Lanes & systems. Non-Tollable count includes Reuse of daily/return/monthly pass, exit trips, exemption and violations.
3. Reporting (FASTag/Cash/Card) - 12:00:00 AM to 11:59:59 PM.
4. Fastag Collection is net of Acquiring Bank Charges
5. FASTag Debit Adjustment/Chargeback Received from Bank (Net)
6. Double user fee (from cash vehicles entering dedicated Fastag lane) collected from vehicles are reported separately (count and revenue). These are included in vehicle category wise count and revenue.
7. Annual FASTag pass w.e.f. 15 August 2025 as per directions of MPEL vide letter no MPEL/DIC/2025/676 dated August 14, 2025.
8. Annual Pass Toll Revenue receivable (as given in the table above) is not included in the column "Fee Collected".
9. '1.25' times User Fee via UPI for vehicles without a valid FASTag w.e.f. 15 November 2025 as per directions of MPEL vide letter no MPEL/02/DIC/968 dated 10 November 2025.



MONTHLY/DAILY FEE STATEMENT

Project Highway: National Highway NH-48

Day/Month: 10-Mar-2026

Sr. No.	Name of Toll Plaza Location	Chainage
1	National Highway NH-48 (from Km. 20+400 to 131+200) Shilphata	103+350

Type of Vehicle	For corresponding day/month of previous year 10-Mar-2025		For preceding day/month 9-Mar-2026		For the day/month reported upon 10-Mar-2026		
	No. of Vehicles	Fee collected (in lakh Rs.)	No. of Vehicles	Fee collected (in lakh Rs.)	Fee per Vehicle (in Rs.)	No. of Vehicles	Fee collected (in lakh Rs.)
1	2	3	4	5	6	7	8
A-Car (Note-7)	6974	412089	7453	412155	Note-1	6916	384370
B-LCV	861	84048	872	83585		933	89480
C-Bus	2491	465620	2545	473044		2766	514648
D-Truck	0	0	0	0		0	0
E-Three-axle vehicle	0	0	0	0		0	0
F-Multi-axle Truck	4463	1672090	4858	1812597		5366	2007454
G-Oversized vehicle	0	0	0	0		0	0
FASTag Debit Adjustment/ Chargeback Received from Bank (Net) (Note-5)	0	938	0	356	Note-5	0	541
H- Total	14789	2634785	15728	2781737		15981	2996492

Day/Month wise Opening Balance of Toll Collection & Traffic

Day	10
Month	3
Year	2026
Toll Depositing Bank	0
Bank Account No.	39177623786

Transaction Type	Car/Jeep Count	Total Car/ Jeep Amount (in Rs.)	Bus/Truck Count	Total Bus / Truck Amount (in Rs.)	LCV Count	Total LCV Amount (in Rs.)	MAV (Multi Axle Vehicle Count)	Total MAV (Multi Axle Vehicle) Amount (in Rs.)	Three Axle Count	Three Axle Count Amount (in Rs.)	FASTag Debit Adjustment/ Chargeback Received from Bank (Net) Note-5
1	2	3	4	5	8	9	10	11	12	13	
Single Journey	4216	190152	2065	341226	630	52302	4740	1680742	0	0	541
Monthly Pass Sales	4	2156	0	0	0	0	0	0	0	0	0
Daily Pass Sales	1732	122384	632	155478	263	32405	554	292366	0	0	0
Local Pass Sales	0	0	0	0	0	0	0	0	0	0	0
Return Pass Sales	0	0	0	0	0	0	0	0	0	0	0
Double User Fee (FASTag Lane Violation) (Note-6)	370	34780	30	9900	10	1660	9	6390	0	0	0
1.25 times User Fee via UPI (FASTag Lane Violation) (Note-9)	594	34898	39	8044	30	3113	63	27956	0	0	0

Traffic and Revenue Receivable (Annual Pass - Note 7)		
Transaction Type	Car/Jeep Count	Total Car/ Jeep Amount (in Rs.)
1	2	3
Annual Pass	673	35907

Total Non-Tollable Traffic Count Entry Details (Note-2)						
Transaction Type	Car/Jeep Count	Bus/Truck Count	LCV Count	MAV (Multi Axle Vehicle Count)	Three Axle Count	
1	2	3	5	6	7	
Reuse & Exit	2313	722	355	598		0
Exemption & Violation	4373	235	123	150		0

Notes

1. Fee for Fastag vehicles passing two toll plazas, is collected at two plazas in few cases and therefore section wise traffic details will not be available at one plaza for same.
2. All Non-tollable traffic could not be recorded/reported due to unavailability of adequate Lanes & systems. Non-Tollable count includes Reuse of daily/return/monthly pass, exit trips, exemption and violations.
3. Reporting (FASTag/Cash/Card) - 12:00:00 AM to 11:59:59 PM.
4. Fastag Collection is net of Acquiring Bank Charges
5. FASTag Debit Adjustment/Chargeback Received from Bank (Net)
6. Double user fee (from cash vehicles entering dedicated Fastag lane) collected from vehicles are reported separately (count and revenue). These are included in vehicle category wise count and revenue.
7. Annual FASTag pass w.e.f. 15 August 2025 as per directions of MPEL vide letter no MPEL/DIC/2025/676 dated August 14, 2025.
8. Annual Pass Toll Revenue receivable (as given in the table above) is not included in the column 'Fee Collected'.
9. '1.25' times User Fee via UPI for vehicles without a valid FASTag w.e.f. 15 November 2025 as per directions of MPEL vide letter no MPEL/02/DIC/968 dated 10 November 2025.



MONTHLY/DAILY FEE STATEMENT

Project Highway: National Highway NH-48

Day/Month: 11-Mar-2026

Sr. No.	Name of Toll Plaza Location	Chainage
1	National Highway NH-48 (from Km. 20+400 to 131+200)	
	Shilphata	103+350

Type of Vehicle	For corresponding day/month of previous year 11-Mar-2025		For preceding day/month 10-Mar-2026		For the day/month reported upon 11-Mar-2026		
	No. of Vehicles	Fee collected (in lakh Rs.)	No. of Vehicles	Fee collected (in lakh Rs.)	Fee per Vehicle (in Rs.)	No. of Vehicles	Fee collected (in lakh Rs.)
1	2	3	4	5	6	7	8
A-Car (Note-7)	6816	403351	6916	384370	Note-1	6672	367601
B-LCV	905	88025	933	89480		976	92647
C-Bus	2659	505049	2766	514648		2805	518842
D-Truck	0	0	0	0		0	0
E-Three-axle vehicle	0	0	0	0		0	0
F-Multi-axle Truck	4895	1833445	5366	2007454		5643	2110177
G-Oversized vehicle	0	0	0	0		0	0
FASTag Debit Adjustment/ Chargeback Received from Bank (Net) (Note-5)	0	316	0	541	Note-5	0	417
H- Total	15275	2830187	15981	2996492		16096	3089683

Day/Month wise Opening Balance of Toll Collection & Traffic

Day	11
Month	3
Year	2026
Toll Depositing Bank	0
Bank Account No.	39177623786

Transaction Type	Car/Jeep Count	Total Car/ Jeep Amount (in Rs.)	Bus/Truck Count	Total Bus / Truck Amount (in Rs.)	LCV Count	Total LCV Amount (in Rs.)	MAV (Multi Axle Vehicle Count)	Total MAV (Multi Axle Vehicle) Amount (in Rs.)	Three Axle Count	Three Axle Count Amount (in Rs.)	FASTag Debit Adjustment/ Chargeback Received from Bank (Net) Note-5
1	2	3	4	5	8	9	10	11	12	13	
Single Journey	4102	185082	2142	354129	678	56114	5023	1783216	0	0	417
Monthly Pass Sales	0	0	0	0	0	0	0	0	0	0	0
Daily Pass Sales	1595	112371	599	147676	254	31470	575	303531	0	0	0
Local Pass Sales	0	0	0	0	0	0	0	0	0	0	0
Return Pass Sales	0	0	0	0	0	0	0	0	0	0	0
Double User Fee (FASTag Lane Violation) (Note-6)	365	34310	31	10230	8	1328	13	9230	0	0	0
1.25 times User Fee via UPI (FASTag Lane Violation) (Note-9)	610	35838	33	6806	36	3735	32	14200	0	0	0

Traffic and Revenue Receivable (Annual Pass - Note 7)		
Transaction Type	Car/Jeep Count	Total Car/ Jeep Amount (in Rs.)
1	2	3
Annual Pass	675	35799

Total Non-Tollable Traffic Count Entry Details (Note-2)					
Transaction Type	Car/Jeep Count	Bus/Truck Count	LCV Count	MAV (Multi Axle Vehicle Count)	Three Axle Count
1	2	3	5	6	7
Reuse & Exit	2139	656	332	617	0
Exemption & Violation	4747	267	100	150	0

Notes

1. Fee for Fastag vehicles passing two toll plazas, is collected at two plazas in few cases and therefore section wise traffic details will not be available at one plaza for same.
2. All Non-tollable traffic could not be recorded/reported due to unavailability of adequate Lanes & systems. Non-Tollable count includes Reuse of daily/return/monthly pass, exit trips, exemption and violations.
3. Reporting (FASTag/Cash/Card) - 12:00:00 AM to 11:59:59 PM.
4. Fastag Collection is net of Acquiring Bank Charges
5. FASTag Debit Adjustment/Chargeback Received from Bank (Net)
6. Double user fee (from cash vehicles entering dedicated Fastag lane) collected from vehicles are reported separately (count and revenue). These are included in vehicle category wise count and revenue.
7. Annual FASTag pass w.e.f. 15 August 2025 as per directions of MPEL vide letter no MPEL/DIC/2025/676 dated August 14, 2025.
8. Annual Pass Toll Revenue receivable (as given in the table above) is not included in the column 'Fee Collected'.
9. '1.25' times User Fee via UPI for vehicles without a valid FASTag w.e.f. 15 November 2025 as per directions of MPEL vide letter no MPEL/02/DIC/968 dated 10 November 2025.



MONTHLY/DAILY FEE STATEMENT

Project Highway: National Highway NH-48

Day/Month: 12-Mar-2026

Sr. No.	Name of Toll Plaza Location	Chainage
National Highway NH-48 (from Km. 20+400 to 131+200)		
1	Shilphata	103+350

Type of Vehicle	For corresponding day/month of previous year 12-Mar-2025		For preceding day/month 11-Mar-2026		For the day/month reported upon 12-Mar-2026		
	No. of Vehicles	Fee collected (in lakh Rs.)	No. of Vehicles	Fee collected (in lakh Rs.)	Fee per Vehicle (in Rs.)	No. of Vehicles	Fee collected (in lakh Rs.)
1	2	3	4	5	6	7	8
A-Car (Note-7)	7239	429005	6672	367601	Note-1	6765	373403
B-LCV	952	93830	976	92647		1027	98507
C-Bus	2560	480882	2805	518842		2798	517208
D-Truck	0	0	0	0		0	0
E-Three-axle vehicle	0	0	0	0		0	0
F-Multi-axle Truck	4759	1782900	5643	2110177		5891	2205690
G-Oversized vehicle	0	0	0	0		0	0
FASTag Debit Adjustment/ Chargeback Received from Bank (Net) (Note-5)	0	904	0	417	Note-5	0	356
H- Total	15510	2787522	16096	3089683		16481	3195164

Day/Month wise Opening Balance of Toll Collection & Traffic

Day	12
Month	3
Year	2026
Toll Depositing Bank	State Bank Of India
Bank Account No.	39177623786

Transaction Type	Car/Jeep Count	Total Car/ Jeep Amount (in Rs.)	Bus/Truck Count	Total Bus / Truck Amount (in Rs.)	LCV Count	Total LCV Amount (in Rs.)	MAV (Multi Axle Vehicle Count)	Total MAV (Multi Axle Vehicle) Amount (in Rs.)	Three Axle Count	Three Axle Count Amount (in Rs.)	FASTag Debit Adjustment/ Chargeback Received from Bank (Net) Note-5
1	2	3	4	5	8	9	10	11	12	13	
Single Journey	4113	185150	2138	353036	728	60628	5200	1843278	0	0	356
Monthly Pass Sales	2	719	0	0	0	0	0	0	0	0	0
Daily Pass Sales	1677	118209	602	148868	262	32732	626	330374	0	0	0
Local Pass Sales	0	0	0	0	0	0	0	0	0	0	0
Return Pass Sales	0	0	0	0	0	0	0	0	0	0	0
Double User Fee (FASTag Lane Violation) (Note-6)	345	32430	27	8910	21	3486	12	8520	0	0	0
1.25 times User Fee via UPI (FASTag Lane Violation) (Note-9)	628	36895	31	6394	16	1660	53	23519	0	0	0

Traffic and Revenue Receivable (Annual Pass - Note 7)		
Transaction Type	Car/Jeep Count	Total Car/ Jeep Amount (in Rs.)
1	2	3
Annual Pass	657	34775

Total Non-Tollable Traffic Count Entry Details (Note-2)					
Transaction Type	Car/Jeep Count	Bus/Truck Count	LCV Count	MAV (Multi Axle Vehicle Count)	Three Axle Count
1	2	3	5	6	7
Reuse & Exit	2328	676	365	717	0
Exemption & Violation	4844	249	104	159	0

Notes

1. Fee for Fastag vehicles passing two toll plazas, is collected at two plazas in few cases and therefore section wise traffic details will not be available at one plaza for same.
2. All Non-tollable traffic could not be recorded/reported due to unavailability of adequate Lanes & systems. Non-Tollable count includes Reuse of daily/return/monthly pass, exit trips, exemption and violations.
3. Reporting (FASTag/Cash/Card) - 12:00:00 AM to 11:59:59 PM.
4. Fastag Collection is net of Acquiring Bank Charges
5. FASTag Debit Adjustment/Chargeback Received from Bank (Net)
6. Double user fee (from cash vehicles entering dedicated Fastag lane) collected from vehicles are reported separately (count and revenue). These are included in vehicle category wise count and revenue.
7. Annual FASTag pass w.e.f. 15 August 2025 as per directions of MPEL vide letter no MPEL/DIC/2025/676 dated August 14, 2025.
8. Annual Pass Toll Revenue receivable (as given in the table above) is not included in the column 'Fee Collected'.
9. '1.25' times User Fee via UPI for vehicles without a valid FASTag w.e.f. 15 November 2025 as per directions of MPEL vide letter no MPEL/02/DIC/968 dated 10 November 2025.



MONTHLY/DAILY FEE STATEMENT

Project Highway: National Highway NH-48

Day/Month: 13-Mar-2026

Sr. No.	Name of Toll Plaza Location	Chainage
National Highway NH-48 (from Km. 20+400 to 131+200)		
1	Shilphata	103+350

Type of Vehicle	For corresponding day/month of previous year 13-Mar-2025		For preceding day/month 12-Mar-2026		For the day/month reported upon 13-Mar-2026		
	No. of Vehicles	Fee collected (in lakh Rs.)	No. of Vehicles	Fee collected (in lakh Rs.)	Fee per Vehicle (in Rs.)	No. of Vehicles	Fee collected (in lakh Rs.)
1	2	3	4	5	6	7	8
A-Car (Note-7)	8304	490117	6765	373403	Note-1	6949	379530
B-LCV	1049	102154	1027	98507		931	89084
C-Bus	2759	517720	2798	517208		2662	488014
D-Truck	0	0	0	0		0	0
E-Three-axle vehicle	0	0	0	0		0	0
F-Multi-axle Truck	5138	1921249	5891	2205690		5770	2166752
G-Oversized vehicle	0	0	0	0		0	0
FASTag Debit Adjustment/ Chargeback Received from Bank (Net) (Note-5)	0	766	0	356	Note-5	0	484
H- Total	17250	3032006	16481	3195164		16312	3123864

Day/Month wise Opening Balance of Toll Collection & Traffic

Day	13
Month	3
Year	2026
Toll Depositing Bank	State Bank Of India
Bank Account No.	39177623786

Transaction Type	Car/Jeep Count	Total Car/ Jeep Amount (in Rs.)	Bus/Truck Count	Total Bus / Truck Amount (in Rs.)	LCV Count	Total LCV Amount (in Rs.)	MAV (Multi Axle Vehicle Count)	Total MAV (Multi Axle Vehicle) Amount (in Rs.)	Three Axle Count	Three Axle Count Amount (in Rs.)	FASTag Debit Adjustment/ Chargeback Received from Bank (Net)
1	2	3	4	5	8	9	10	11	12	13	Note-5
Single Journey	4405	199455	2076	343310	645	53377	5080	1803893	0	0	484
Monthly Pass Sales	0	0	0	0	0	0	0	0	0	0	0
Daily Pass Sales	1614	113911	535	131710	254	31764	627	330908	0	0	0
Local Pass Sales	0	0	0	0	0	0	0	0	0	0	0
Return Pass Sales	0	0	0	0	0	0	0	0	0	0	0
Double User Fee (FASTag Lane Violation) (Note-6)	327	30738	20	6600	10	1660	15	10650	0	0	0
1.25 times User Fee via UPI (FASTag Lane Violation) (Note-9)	603	35426	31	6394	22	2283	48	21300	0	0	0

Traffic and Revenue Receivable (Annual Pass - Note 7)		
Transaction Type	Car/Jeep Count	Total Car/ Jeep Amount (in Rs.)
1	2	3
Annual Pass	682	36123

Total Non-Tollable Traffic Count Entry Details (Note-2)					
Transaction Type	Car/Jeep Count	Bus/Truck Count	LCV Count	MAV (Multi Axle Vehicle Count)	Three Axle Count
1	2	3	5	6	7
Reuse & Exit	2146	597	337	665	0
Exemption & Violation	5133	262	129	195	0

Notes

1. Fee for Fastag vehicles passing two toll plazas, is collected at two plazas in few cases and therefore section wise traffic details will not be available at one plaza for same.
2. All Non-tollable traffic could not be recorded/reported due to unavailability of adequate Lanes & systems. Non-Tollable count includes Reuse of daily/return/monthly pass, exit trips, exemption and violations.
3. Reporting (FASTag/Cash/Card) - 12:00:00 AM to 11:59:59 PM.
4. Fastag Collection is net of Acquiring Bank Charges
5. FASTag Debit Adjustment/Chargeback Received from Bank (Net)
6. Double user fee (from cash vehicles entering dedicated Fastag lane) collected from vehicles are reported separately (count and revenue). These are included in vehicle category wise count and revenue.
7. Annual FASTag pass w.e.f. 15 August 2025 as per directions of MPEL vide letter no MPEL/DIC/2025/676 dated August 14, 2025.
8. Annual Pass Toll Revenue receivable (as given in the table above) is not included in the column 'Fee Collected'.
9. '1.25' times User Fee via UPI for vehicles without a valid FASTag w.e.f. 15 November 2025 as per directions of MPEL vide letter no MPEL/02/DIC/968 dated 10 November 2025.



MONTHLY/DAILY FEE STATEMENT

Project Highway: National Highway NH-48

Day/Month: 14-Mar-2026

Sr. No.	Name of Toll Plaza Location	Chainage
National Highway NH-48 (from Km. 20+400 to 131+200)		
1	Shilphata	103+350

Type of Vehicle	For corresponding day/month of previous year 14-Mar-2025		For preceding day/month 13-Mar-2026		For the day/month reported upon 14-Mar-2026		
	No. of Vehicles	Fee collected (in lakh Rs.)	No. of Vehicles	Fee collected (in lakh Rs.)	Fee per Vehicle (in Rs.)	No. of Vehicles	Fee collected (in lakh Rs.)
1	2	3	4	5	6	7	8
A-Car (Note-7)	6274	369793	6949	379530	Note-1	7308	401405
B-LCV	454	40932	931	89084		998	95574
C-Bus	1404	247190	2662	488014		2761	511473
D-Truck	0	0	0	0		0	0
E-Three-axle vehicle	0	0	0	0		0	0
F-Multi-axle Truck	2876	1044299	5770	2166752		5819	2187417
G-Oversized vehicle	0	0	0	0		0	0
FASTag Debit Adjustment/ Chargeback Received from Bank (Net) (Note-5)	0	0	0	484	Note-5	0	-364
H- Total	11008	1702215	16312	3123864		16886	3195505

Day/Month wise Opening Balance of Toll Collection & Traffic

Day	14
Month	3
Year	2026
Toll Depositing Bank	State Bank Of India
Bank Account No.	39177623786

Transaction Type	Car/Jeep Count	Total Car/ Jeep Amount (in Rs.)	Bus/Truck Count	Total Bus / Truck Amount (in Rs.)	LCV Count	Total LCV Amount (in Rs.)	MAV (Multi Axle Vehicle Count)	Total MAV (Multi Axle Vehicle) Amount (in Rs.)	Three Axle Count	Three Axle Count Amount (in Rs.)	FASTag Debit Adjustment/ Chargeback Received from Bank (Net) Note-5
1	2	3	4	5	8	9	10	11	12	13	
Single Journey	4544	206890	2092	345897	696	57756	5116	1817665	0	0	-364
Monthly Pass Sales	0	0	0	0	0	0	0	0	0	0	0
Daily Pass Sales	1716	121101	617	152500	265	32921	658	347121	0	0	0
Local Pass Sales	0	0	0	0	0	0	0	0	0	0	0
Return Pass Sales	0	0	0	0	0	0	0	0	0	0	0
Double User Fee (FASTag Lane Violation) (Note-6)	336	31584	19	6270	17	2822	10	7100	0	0	0
1.25 times User Fee via UPI (FASTag Lane Violation) (Note-9)	712	41830	33	6806	20	2075	35	15531	0	0	0

Traffic and Revenue Receivable (Annual Pass - Note 7)		
Transaction Type	Car/Jeep Count	Total Car/ Jeep Amount (in Rs.)
1	2	3
Annual Pass	678	35799

Total Non-Tollable Traffic Count Entry Details (Note-2)						
Transaction Type	Car/Jeep Count	Bus/Truck Count	LCV Count	MAV (Multi Axle Vehicle Count)	Three Axle Count	
1	2	3	5	6	7	
Reuse & Exit	2294	676	346	696	0	
Exemption & Violation	5119	279	115	185	0	

Notes

1. Fee for Fastag vehicles passing two toll plazas, is collected at two plazas in few cases and therefore section wise traffic details will not be available at one plaza for same.
2. All Non-tollable traffic could not be recorded/reported due to unavailability of adequate Lanes & systems. Non-Tollable count includes Reuse of daily/return/monthly pass, exit trips, exemption and violations.
3. Reporting (FASTag/Cash/Card) - 12:00:00 AM to 11:59:59 PM.
4. Fastag Collection is net of Acquiring Bank Charges
5. FASTag Debit Adjustment/Chargeback Received from Bank (Net)
6. Double user fee (from cash vehicles entering dedicated Fastag lane) collected from vehicles are reported separately (count and revenue). These are included in vehicle category wise count and revenue.
7. Annual FASTag pass w.e.f. 15 August 2025 as per directions of MPEL vide letter no MPEL/DIC/2025/676 dated August 14, 2025.
8. Annual Pass Toll Revenue receivable (as given in the table above) is not included in the column "Fee Collected".
9. '1.25' times User Fee via UPI for vehicles without a valid FASTag w.e.f. 15 November 2025 as per directions of MPEL vide letter no MPEL/02/DIC/968 dated 10 November 2025.



MONTHLY/DAILY FEE STATEMENT

Project Highway: National Highway NH-48

Day/Month: 15-Mar-2026

Sr. No.	Name of Toll Plaza Location	Chainage
1	National Highway NH-48 (from Km. 20+400 to 131+200) Shilphata	103+350

Type of Vehicle	For corresponding day/month of previous year 15-Mar-2025		For preceding day/month 14-Mar-2026		For the day/month reported upon 15-Mar-2026		
	No. of Vehicles	Fee collected (in lakh Rs.)	No. of Vehicles	Fee collected (in lakh Rs.)	Fee per Vehicle (in Rs.)	No. of Vehicles	Fee collected (in lakh Rs.)
1	2	3	4	5	6	7	8
A-Car (Note-7)	7977	471662	7308	401405	Note-1	7549	415931
B-LCV	801	76735	998	95574		766	71968
C-Bus	2216	417257	2761	511473		2446	440766
D-Truck	0	0	0	0		0	0
E-Three-axle vehicle	0	0	0	0		0	0
F-Multi-axle Truck	3746	1404611	5819	2187417		5391	2000317
G-Oversized vehicle	0	0	0	0		0	0
FASTag Debit Adjustment/ Chargeback Received from Bank (Net) (Note-5)	0	0	0	-364	Note-5	0	0
H- Total	14740	2370264	16886	3195505		16152	2928982

Day/Month wise Opening Balance of Toll Collection & Traffic

Day	15
Month	3
Year	2026
Toll Depositing Bank	State Bank Of India
Bank Account No.	39177623786

Transaction Type	Car/Jeep Count	Total Car/ Jeep Amount (in Rs.)	Bus/Truck Count	Total Bus / Truck Amount (in Rs.)	LCV Count	Total LCV Amount (in Rs.)	MAV (Multi Axle Vehicle Count)	Total MAV (Multi Axle Vehicle) Amount (in Rs.)	Three Axle Count	Three Axle Count Amount (in Rs.)	FASTag Debit Adjustment/ Chargeback Received from Bank (Net) Note-5
1	2	3	4	5	8	9	10	11	12	13	
Single Journey	4748	218038	2004	331508	571	47453	4871	1728349	0	0	0
Monthly Pass Sales	1	359	0	0	0	0	0	0	0	0	0
Daily Pass Sales	1692	119255	396	97666	166	20759	445	234427	0	0	0
Local Pass Sales	0	0	0	0	0	0	0	0	0	0	0
Return Pass Sales	0	0	0	0	0	0	0	0	0	0	0
Double User Fee (FASTag Lane Violation) (Note-6)	374	35156	17	5610	12	1992	16	11360	0	0	0
1.25 times User Fee via UPI (FASTag Lane Violation) (Note-9)	734	43123	29	5981	17	1764	59	26181	0	0	0

Traffic and Revenue Receivable (Annual Pass - Note 7)		
Transaction Type	Car/Jeep Count	Total Car/ Jeep Amount (in Rs.)
1	2	3
Annual Pass	655	34613

Total Non-Tollable Traffic Count Entry Details (Note-2)						
Transaction Type	Car/Jeep Count	Bus/Truck Count	LCV Count	MAV (Multi Axle Vehicle Count)	Three Axle Count	
1	2	3	5	6	7	
Reuse & Exit	2169	438	231	458		0
Exemption & Violation	4735	209	68	191		0

Notes

1. Fee for Fastag vehicles passing two toll plazas, is collected at two plazas in few cases and therefore section wise traffic details will not be available at one plaza for same.
2. All Non-tollable traffic could not be recorded/reported due to unavailability of adequate Lanes & systems. Non-Tollable count includes Reuse of daily/return/monthly pass, exit trips, exemption and violations.
3. Reporting (FASTag/Cash/Card) - 12:00:00 AM to 11:59:59 PM.
4. Fastag Collection is net of Acquiring Bank Charges
5. FASTag Debit Adjustment/Chargeback Received from Bank (Net)
6. Double user fee (from cash vehicles entering dedicated Fastag lane) collected from vehicles are reported separately (count and revenue). These are included in vehicle category wise count and revenue.
7. Annual FASTag pass w.e.f. 15 August 2025 as per directions of MPEL vide letter no MPEL/DIC/2025/676 dated August 14, 2025.
8. Annual Pass Toll Revenue receivable (as given in the table above) is not included in the column 'Fee Collected'.
9. '1.25' times User Fee via UPI for vehicles without a valid FASTag w.e.f. 15 November 2025 as per directions of MPEL vide letter no MPEL/02/DIC/968 dated 10 November 2025.



MONTHLY/DAILY FEE STATEMENT

Project Highway: National Highway NH-48

Day/Month: 16-Mar-2026

Sr. No.	Name of Toll Plaza Location	Chainage
National Highway NH-48 (from Km. 20+400 to 131+200)		
1	Shilphata	103+350

Type of Vehicle	For corresponding day/month of previous year 16-Mar-2025		For preceding day/month 15-Mar-2026		For the day/month reported upon 16-Mar-2026		
	No. of Vehicles	Fee collected (in lakh Rs.)	No. of Vehicles	Fee collected (in lakh Rs.)	Fee per Vehicle (in Rs.)	No. of Vehicles	Fee collected (in lakh Rs.)
1	2	3	4	5	6	7	8
A-Car (Note-7)	9535	564839	7549	415931	Note-1	6665	365865
B-LCV	680	64893	766	71968		923	88708
C-Bus	1827	335598	2446	440766		2665	494483
D-Truck	0	0	0	0		0	0
E-Three-axle vehicle	0	0	0	0		0	0
F-Multi-axle Truck	3636	1349635	5391	2000317		5232	1952010
G-Oversized vehicle	0	0	0	0		0	0
FASTag Debit Adjustment/ Chargeback Received from Bank (Net) (Note-5)	0	0	0	0	Note-5	0	368
H- Total	15678	2314964	16152	2928982		15485	2901435

Day/Month wise Opening Balance of Toll Collection & Traffic

Day	16
Month	3
Year	2026
Toll Depositing Bank	State Bank Of India
Bank Account No.	39177623786

Transaction Type	Car/Jeep Count	Total Car/ Jeep Amount (in Rs.)	Bus/Truck Count	Total Bus / Truck Amount (in Rs.)	LCV Count	Total LCV Amount (in Rs.)	MAV (Multi Axle Vehicle Count)	Total MAV (Multi Axle Vehicle) Amount (in Rs.)	Three Axle Count	Three Axle Count Amount (in Rs.)	FASTag Debit Adjustment/ Chargeback Received from Bank (Net) Note-5
1	2	3	4	5	8	9	10	11	12	13	
Single Journey	4151	187025	2016	333153	632	52634	4666	1655521	0	0	368
Monthly Pass Sales	0	0	0	0	0	0	0	0	0	0	0
Daily Pass Sales	1593	112287	596	146934	257	31862	507	267912	0	0	0
Local Pass Sales	0	0	0	0	0	0	0	0	0	0	0
Return Pass Sales	0	0	0	0	0	0	0	0	0	0	0
Double User Fee (FASTag Lane Violation) (Note-6)	353	33182	28	9240	11	1826	9	6390	0	0	0
1.25 times User Fee via UPI (FASTag Lane Violation) (Note-9)	568	33370	25	5156	23	2386	50	22188	0	0	0

Traffic and Revenue Receivable (Annual Pass - Note 7)		
Transaction Type	Car/Jeep Count	Total Car/ Jeep Amount (in Rs.)
1	2	3
Annual Pass	708	37039

Total Non-Tollable Traffic Count Entry Details (Note-2)					
Transaction Type	Car/Jeep Count	Bus/Truck Count	LCV Count	MAV (Multi Axle Vehicle Count)	Three Axle Count
1	2	3	5	6	7
Reuse & Exit	2208	651	345	541	0
Exemption & Violation	4474	281	99	188	0

Notes

1. Fee for Fastag vehicles passing two toll plazas, is collected at two plazas in few cases and therefore section wise traffic details will not be available at one plaza for same.
2. All Non-tollable traffic could not be recorded/reported due to unavailability of adequate Lanes & systems. Non-Tollable count includes Reuse of daily/return/monthly pass, exit trips, exemption and violations.
3. Reporting (FASTag/Cash/Card) - 12:00:00 AM to 11:59:59 PM.
4. Fastag Collection is net of Acquiring Bank Charges
5. FASTag Debit Adjustment/Chargeback Received from Bank (Net)
6. Double user fee (from cash vehicles entering dedicated Fastag lane) collected from vehicles are reported separately (count and revenue). These are included in vehicle category wise count and revenue.
7. Annual FASTag pass w.e.f. 15 August 2025 as per directions of MPEL vide letter no MPEL/DIC/2025/676 dated August 14, 2025.
8. Annual Pass Toll Revenue receivable (as given in the table above) is not included in the column 'Fee Collected'.
9. '1.25' times User Fee via UPI for vehicles without a valid FASTag w.e.f. 15 November 2025 as per directions of MPEL vide letter no MPEL/02/DIC/968 dated 10 November 2025.



MONTHLY/DAILY FEE STATEMENT

Project Highway: National Highway NH-48

Day/Month: 17-Mar-2026

Sr. No.	Name of Toll Plaza Location	Chainage
1	Shilphata National Highway NH-48 (from Km. 20+400 to 131+200)	103+350

Type of Vehicle	For corresponding day/month of previous year 17-Mar-2025		For preceding day/month 16-Mar-2026		For the day/month reported upon 17-Mar-2026		
	No. of Vehicles	Fee collected (in lakh Rs.)	No. of Vehicles	Fee collected (in lakh Rs.)	Fee per Vehicle (in Rs.)	No. of Vehicles	Fee collected (in lakh Rs.)
1	2	3	4	5	6	7	8
A-Car (Note-7)	8001	472691	6665	365865	Note-1	6624	365649
B-LCV	812	78515	923	88708		1032	98516
C-Bus	2451	462765	2665	494483		2847	525432
D-Truck	0	0	0	0		0	0
E-Three-axle vehicle	0	0	0	0		0	0
F-Multi-axle Truck	4289	1610279	5232	1952010		5713	2134741
G-Oversized vehicle	0	0	0	0		0	0
FASTag Debit Adjustment/ Chargeback Received from Bank (Net) (Note-5)	0	1249	0	368	Note-5	0	476
H- Total	15553	2625499	15485	2901435		16216	3124814

Day/Month wise Opening Balance of Toll Collection & Traffic

Day	17
Month	3
Year	2026
Toll Depositing Bank	State Bank Of India
Bank Account No.	39177623786

Transaction Type	Car/Jeep Count	Total Car/ Jeep Amount (in Rs.)	Bus/Truck Count	Total Bus / Truck Amount (in Rs.)	LCV Count	Total LCV Amount (in Rs.)	MAV (Multi Axle Vehicle Count)	Total MAV (Multi Axle Vehicle) Amount (in Rs.)	Three Axle Count	Three Axle Count Amount (in Rs.)	FASTag Debit Adjustment/ Chargeback Received from Bank (Net)
1	2	3	4	5	8	9	10	11	12	13	Note-5
Single Journey	4030	181141	2183	361049	718	59497	5053	1792781	0	0	476
Monthly Pass Sales	2	719	0	0	0	0	0	0	0	0	0
Daily Pass Sales	1693	119482	598	147306	273	33832	592	309921	0	0	0
Local Pass Sales	0	0	0	0	0	0	0	0	0	0	0
Return Pass Sales	0	0	0	0	0	0	0	0	0	0	0
Double User Fee (FASTag Lane Violation) (Note-6)	326	30644	28	9240	15	2490	7	4970	0	0	0
1.25 times User Fee via UPI (FASTag Lane Violation) (Note-9)	573	33664	38	7838	26	2698	61	27069	0	0	0

Traffic and Revenue Receivable (Annual Pass - Note 7)		
Transaction Type	Car/Jeep Count	Total Car/ Jeep Amount (in Rs.)
1	2	3
Annual Pass	666	35422

Total Non-Tollable Traffic Count Entry Details (Note-2)					
Transaction Type	Car/Jeep Count	Bus/Truck Count	LCV Count	MAV (Multi Axle Vehicle Count)	Three Axle Count
1	2	3	5	6	7
Reuse & Exit	2309	666	363	600	0
Exemption & Violation	4002	284	118	170	0

Notes

1. Fee for Fastag vehicles passing two toll plazas, is collected at two plazas in few cases and therefore section wise traffic details will not be available at one plaza for same.
2. All Non-tollable traffic could not be recorded/reported due to unavailability of adequate Lanes & systems. Non-Tollable count includes Reuse of daily/return/monthly pass, exit trips, exemption and violations.
3. Reporting (FASTag/Cash/Card) - 12:00:00 AM to 11:59:59 PM.
4. Fastag Collection is net of Acquiring Bank Charges
5. FASTag Debit Adjustment/Chargeback Received from Bank (Net)
6. Double user fee (from cash vehicles entering dedicated Fastag lane) collected from vehicles are reported separately (count and revenue). These are included in vehicle category wise count and revenue.
7. Annual FASTag pass w.e.f. 15 August 2025 as per directions of MPEL vide letter no MPEL/DIC/2025/676 dated August 14, 2025.
8. Annual Pass Toll Revenue receivable (as given in the table above) is not included in the column 'Fee Collected'.
9. '1.25' times User Fee via UPI for vehicles without a valid FASTag w.e.f. 15 November 2025 as per directions of MPEL vide letter no MPEL/02/DIC/968 dated 10 November 2025.



MONTHLY/DAILY FEE STATEMENT

Project Highway: National Highway NH-48

Day/Month: 18-Mar-2026

Sr. No.	Name of Toll Plaza Location	Chainage
1	Shilphata	103+350

Type of Vehicle	For corresponding day/month of previous year 18-Mar-2025		For preceding day/month 17-Mar-2026		For the day/month reported upon 18-Mar-2026		
	No. of Vehicles	Fee collected (in lakh Rs.)	No. of Vehicles	Fee collected (in lakh Rs.)	Fee per Vehicle (in Rs.)	No. of Vehicles	Fee collected (in lakh Rs.)
1	2	3	4	5	6	7	8
A-Car (Note-7)	7463	444272	6624	365649	Note-1	6774	373999
B-LCV	910	88826	1032	98516		952	90816
C-Bus	2632	492967	2847	525432		2845	527791
D-Truck	0	0	0	0		0	0
E-Three-axle vehicle	0	0	0	0		0	0
F-Multi-axle Truck	4843	1824755	5713	2134741		5661	2117709
G-Oversized vehicle	0	0	0	0		0	0
FASTag Debit Adjustment/ Chargeback Received from Bank (Net) (Note-5)	0	630	0	476	Note-5	0	-149
H- Total	15848	2851450	16216	3124814		16232	3110166

Day/Month wise Opening Balance of Toll Collection & Traffic

Day	18
Month	3
Year	2026
Toll Depositing Bank	0
Bank Account No.	39177623786

Transaction Type	Car/Jeep Count	Total Car/ Jeep Amount (in Rs.)	Bus/Truck Count	Total Bus / Truck Amount (in Rs.)	LCV Count	Total LCV Amount (in Rs.)	MAV (Multi Axle Vehicle Count)	Total MAV (Multi Axle Vehicle) Amount (in Rs.)	Three Axle Count	Three Axle Count Amount (in Rs.)	FASTag Debit Adjustment/ Chargeback Received from Bank (Net)		
1	2	3	4	5	6	7	8	9	10	11	12	13	Note-5
Single Journey	4184	188067	2152	355448	660	54926	4991	1771645	0	0	0	-149	
Monthly Pass Sales	0	0	0	0	0	0	0	0	0	0	0	0	
Daily Pass Sales	1596	112554	622	153615	254	31325	586	304263	0	0	0	0	
Local Pass Sales	0	0	0	0	0	0	0	0	0	0	0	0	
Return Pass Sales	0	0	0	0	0	0	0	0	0	0	0	0	
Double User Fee (FASTag Lane Violation) (Note-6)	425	39950	33	10890	10	1660	17	12070	0	0	0	0	
1.25 times User Fee via UPI (FASTag Lane Violation) (Note-9)	569	33429	38	7838	28	2905	67	29731	0	0	0	0	

Traffic and Revenue Receivable (Annual Pass - Note 7)		
Transaction Type	Car/Jeep Count	Total Car/ Jeep Amount (in Rs.)
1	2	3
Annual Pass	671	35584

Total Non-Tollable Traffic Count Entry Details (Note-2)					
Transaction Type	Car/Jeep Count	Bus/Truck Count	LCV Count	MAV (Multi Axle Vehicle Count)	Three Axle Count
1	2	3	4	5	6
Reuse & Exit	2152	694	347	599	0
Exemption & Violation	4348	279	115	184	0

Notes

1. Fee for Fastag vehicles passing two toll plazas, is collected at two plazas in few cases and therefore section wise traffic details will not be available at one plaza for same.
2. All Non-tollable traffic could not be recorded/reported due to unavailability of adequate Lanes & systems. Non-Tollable count includes Reuse of daily/return/monthly pass, exit trips, exemption and violations.
3. Reporting (FASTag/Cash/Card) - 12:00:00 AM to 11:59:59 PM.
4. Fastag Collection is net of Acquiring Bank Charges
5. FASTag Debit Adjustment/Chargeback Received from Bank (Net)
6. Double user fee (from cash vehicles entering dedicated Fastag lane) collected from vehicles are reported separately (count and revenue). These are included in vehicle category wise count and revenue.
7. Annual FASTag pass w.e.f. 15 August 2025 as per directions of MPEL vide letter no MPEL/DIC/2025/676 dated August 14, 2025.
8. Annual Pass Toll Revenue receivable (as given in the table above) is not included in the column 'Fee Collected'.
9. '1.25' times User Fee via UPI for vehicles without a valid FASTag w.e.f. 15 November 2025 as per directions of MPEL vide letter no MPEL/02/DIC/968 dated 10 November 2025.



MONTHLY/DAILY FEE STATEMENT

Project Highway: National Highway NH-48

Day/Month: 20-Mar-2026

Sr. No.	Name of Toll Plaza Location	Chainage
National Highway NH-48 (from Km. 20+400 to 131+200)		
1	Shilphata	103+350

Type of Vehicle	For corresponding day/month of previous year 20-Mar-2025		For preceding day/month 19-Mar-2026		For the day/month reported upon 20-Mar-2026		
	No. of Vehicles	Fee collected (in lakh Rs.)	No. of Vehicles	Fee collected (in lakh Rs.)	Fee per Vehicle (in Rs.)	No. of Vehicles	Fee collected (in lakh Rs.)
1	2	3	4	5	6	7	8
A-Car (Note-7)	7383	441008	6209	343013	Note-1	6851	374879
B-LCV	976	96233	850	79948		899	86837
C-Bus	2734	512049	2636	480247		2573	476045
D-Truck	0	0	0	0		0	0
E-Three-axle vehicle	0	0	0	0		0	0
F-Multi-axle Truck	4995	1871308	5728	2130639		4940	1845001
G-Oversized vehicle	0	0	0	0		0	0
FASTag Debit Adjustment/ Chargeback Received from Bank (Net) (Note-5)	0	0	0	0	Note-5	0	515
H- Total	16088	2920598	15423	3033846		15263	2783277

Day/Month wise Opening Balance of Toll Collection & Traffic

Day	20
Month	3
Year	2026
Toll Depositing Bank	State Bank Of India
Bank Account No.	39177623786

Transaction Type	Car/Jeep Count	Total Car/ Jeep Amount (in Rs.)	Bus/Truck Count	Total Bus / Truck Amount (in Rs.)	LCV Count	Total LCV Amount (in Rs.)	MAV (Multi Axle Vehicle Count)	Total MAV (Multi Axle Vehicle) Amount (in Rs.)	Three Axle Count	Three Axle Count Amount (in Rs.)	FASTag Debit Adjustment/ Chargeback Received from Bank (Net) Note-5
1	2	3	4	5	8	9	10	11	12	13	
Single Journey	4317	195946	1963	324701	602	50038	4410	1566050	0	0	515
Monthly Pass Sales	0	0	0	0	0	0	0	0	0	0	0
Daily Pass Sales	1637	115519	558	137649	268	33230	472	249486	0	0	0
Local Pass Sales	0	0	0	0	0	0	0	0	0	0	0
Return Pass Sales	0	0	0	0	0	0	0	0	0	0	0
Double User Fee (FASTag Lane Violation) (Note-6)	304	28576	24	7920	9	1494	14	9940	0	0	0
1.25 times User Fee via UPI (FASTag Lane Violation) (Note-9)	593	34839	28	5775	20	2075	44	19525	0	0	0

Traffic and Revenue Receivable (Annual Pass - Note 7)		
Transaction Type	Car/Jeep Count	Total Car/ Jeep Amount (in Rs.)
1	2	3
Annual Pass	706	37525

Total Non-Tollable Traffic Count Entry Details (Note-2)					
Transaction Type	Car/Jeep Count	Bus/Truck Count	LCV Count	MAV (Multi Axle Vehicle Count)	Three Axle Count
1	2	3	5	6	7
Reuse & Exit	2178	620	356	482	0
Exemption & Violation	4626	273	107	190	0

Notes

1. Fee for Fastag vehicles passing two toll plazas, is collected at two plazas in few cases and therefore section wise traffic details will not be available at one plaza for same.
2. All Non-tollable traffic could not be recorded/reported due to unavailability of adequate Lanes & systems. Non-Tollable count includes Reuse of daily/return/monthly pass, exit trips, exemption and violations.
3. Reporting (FASTag/Cash/Card) - 12:00:00 AM to 11:59:59 PM.
4. Fastag Collection is net of Acquiring Bank Charges
5. FASTag Debit Adjustment/Chargeback Received from Bank (Net)
6. Double user fee (from cash vehicles entering dedicated Fastag lane) collected from vehicles are reported separately (count and revenue). These are included in vehicle category wise count and revenue.
7. Annual FASTag pass w.e.f. 15 August 2025 as per directions of MPEL vide letter no MPEL/DIC/2025/676 dated August 14, 2025.
8. Annual Pass Toll Revenue receivable (as given in the table above) is not included in the column 'Fee Collected'.
9. '1.25' times User Fee via UPI for vehicles without a valid FASTag w.e.f. 15 November 2025 as per directions of MPEL vide letter no MPEL/02/DIC/968 dated 10 November 2025.



MONTHLY/DAILY FEE STATEMENT

Project Highway: National Highway NH-48

Day/Month: 21-Mar-2026

Sr. No.	Name of Toll Plaza Location	Chainage
National Highway NH-48 (from Km. 20+400 to 131+200)		
1	Shilphata	103+350

Type of Vehicle	For corresponding day/month of previous year 21-Mar-2025		For preceding day/month 20-Mar-2026		For the day/month reported upon 21-Mar-2026		
	No. of Vehicles	Fee collected (in lakh Rs.)	No. of Vehicles	Fee collected (in lakh Rs.)	Fee per Vehicle (in Rs.)	No. of Vehicles	Fee collected (in lakh Rs.)
1	2	3	4	5	6	7	8
A-Car (Note-7)	7864	465430	6851	374879	Note-1	7772	426895
B-LCV	962	93805	899	86837		878	83359
C-Bus	2749	511496	2573	476045		2283	416630
D-Truck	0	0	0	0		0	0
E-Three-axle vehicle	0	0	0	0		0	0
F-Multi-axle Truck	4962	1866986	4940	1845001		5166	1933775
G-Oversized vehicle	0	0	0	0		0	0
FASTag Debit Adjustment/ Chargeback Received from Bank (Net) (Note-5)	0	474	0	515	Note-5	0	0
H- Total	16537	2938192	15263	2783277		16099	2860658

Day/Month wise Opening Balance of Toll Collection & Traffic

Day	21
Month	3
Year	2026
Toll Depositing Bank	State Bank Of India
Bank Account No.	39177623786

Transaction Type	Car/Jeep Count	Total Car/ Jeep Amount (in Rs.)	Bus/Truck Count	Total Bus / Truck Amount (in Rs.)	LCV Count	Total LCV Amount (in Rs.)	MAV (Multi Axle Vehicle Count)	Total MAV (Multi Axle Vehicle) Amount (in Rs.)	Three Axle Count	Three Axle Count Amount (in Rs.)	FASTag Debit Adjustment/ Chargeback Received from Bank (Net)
1	2	3	4	5	8	9	10	11	12	13	Note-5
Single Journey	5020	231281	1807	298788	633	52674	4600	1634986	0	0	0
Monthly Pass Sales	0	0	0	0	0	0	0	0	0	0	0
Daily Pass Sales	1665	117512	440	108437	215	26888	512	271099	0	0	0
Local Pass Sales	0	0	0	0	0	0	0	0	0	0	0
Return Pass Sales	0	0	0	0	0	0	0	0	0	0	0
Double User Fee (FASTag Lane Violation) (Note-6)	404	37976	16	5280	11	1826	14	9940	0	0	0
1.25 times User Fee via UPI (FASTag Lane Violation) (Note-9)	683	40126	20	4125	19	1971	40	17750	0	0	0

Traffic and Revenue Receivable (Annual Pass - Note 7)		
Transaction Type	Car/Jeep Count	Total Car/ Jeep Amount (in Rs.)
1	2	3
Annual Pass	732	38872

Total Non-Tollable Traffic Count Entry Details (Note-2)					
Transaction Type	Car/Jeep Count	Bus/Truck Count	LCV Count	MAV (Multi Axle Vehicle Count)	Three Axle Count
1	2	3	5	6	7
Reuse & Exit	2106	473	298	538	0
Exemption & Violation	4201	182	76	149	0



Notes

1. Fee for Fastag vehicles passing two toll plazas, is collected at two plazas in few cases and therefore section wise traffic details will not be available at one plaza for same.
2. All Non-tollable traffic could not be recorded/reported due to unavailability of adequate Lanes & systems. Non-Tollable count includes Reuse of daily/return/monthly pass, exit trips, exemption and violations.
3. Reporting (FASTag/Cash/Card) - 12:00:00 AM to 11:59:59 PM.
4. Fastag Collection is net of Acquiring Bank Charges
5. FASTag Debit Adjustment/Chargeback Received from Bank (Net)
6. Double user fee (from cash vehicles entering dedicated Fastag lane) collected from vehicles are reported separately (count and revenue). These are included in vehicle category wise count and revenue.
7. Annual FASTag pass w.e.f. 15 August 2025 as per directions of MPEL vide letter no MPEL/DIC/2025/676 dated August 14, 2025.
8. Annual Pass Toll Revenue receivable (as given in the table above) is not included in the column 'Fee Collected'.
9. '1.25' times User Fee via UPI for vehicles without a valid FASTag w.e.f. 15 November 2025 as per directions of MPEL vide letter no MPEL/02/DIC/968 dated 10 November 2025.

MONTHLY/DAILY FEE STATEMENT

Project Highway: National Highway NH-48

Day/Month: 22-Mar-2026

Sr. No.	Name of Toll Plaza Location	Chainage
National Highway NH-48 (from Km. 20+400 to 131+200)		
1	Shilphata	103+350

Type of Vehicle	For corresponding day/month of previous year 22-Mar-2025		For preceding day/month 21-Mar-2026		For the day/month reported upon 22-Mar-2026		
	No. of Vehicles	Fee collected (in lakh Rs.)	No. of Vehicles	Fee collected (in lakh Rs.)	Fee per Vehicle (in Rs.)	No. of Vehicles	Fee collected (in lakh Rs.)
1	2	3	4	5	6	7	8
A-Car (Note-7)	8404	496960	7772	426895	Note-1	8787	481446
B-LCV	998	97014	878	83359		657	61530
C-Bus	2688	502839	2283	416630		1958	352194
D-Truck	0	0	0	0		0	0
E-Three-axle vehicle	0	0	0	0		0	0
F-Multi-axle Truck	5183	1949088	5166	1933775		4314	1591781
G-Oversized vehicle	0	0	0	0		0	0
FASTag Debit Adjustment/ Chargeback Received from Bank (Net) (Note-5)	0	940	0	0	Note-5	0	0
H- Total	17273	3046842	16099	2860658		15716	2486951

Day/Month wise Opening Balance of Toll Collection & Traffic

Day	22
Month	3
Year	2026
Toll Depositing Bank	State Bank Of India
Bank Account No.	39177623786

Transaction Type	Car/Jeep Count	Total Car/ Jeep Amount (in Rs.)	Bus/Truck Count	Total Bus / Truck Amount (in Rs.)	LCV Count	Total LCV Amount (in Rs.)	MAV (Multi Axle Vehicle Count)	Total MAV (Multi Axle Vehicle) Amount (in Rs.)	Three Axle Count	Three Axle Count Amount (in Rs.)	FASTag Debit Adjustment/ Chargeback Received from Bank (Net) Note-5
1	2	3	4	5	8	9	10	11	12	13	
Single Journey	5797	268573	1607	265301	494	41097	3954	1403564	0	0	0
Monthly Pass Sales	0	0	0	0	0	0	0	0	0	0	0
Daily Pass Sales	1749	123221	321	79345	146	18358	315	166118	0	0	0
Local Pass Sales	0	0	0	0	0	0	0	0	0	0	0
Return Pass Sales	0	0	0	0	0	0	0	0	0	0	0
Double User Fee (FASTag Lane Violation) (Note-6)	475	44650	11	3630	5	830	8	5680	0	0	0
1.25 times User Fee via UPI (FASTag Lane Violation) (Note-9)	766	45003	19	3919	12	1245	37	16419	0	0	0

Traffic and Revenue Receivable (Annual Pass - Note 7)		
Transaction Type	Car/Jeep Count	Total Car/ Jeep Amount (in Rs.)
1	2	3
Annual Pass	850	45342

Total Non-Tollable Traffic Count Entry Details (Note-2)						
Transaction Type	Car/Jeep Count	Bus/Truck Count	LCV Count	MAV (Multi Axle Vehicle Count)	Three Axle Count	
1	2	3	5	6	7	
Reuse & Exit	2135	358	200	338	0	
Exemption & Violation	5053	169	48	125	0	

Notes

1. Fee for Fastag vehicles passing two toll plazas, is collected at two plazas in few cases and therefore section wise traffic details will not be available at one plaza for same.
2. All Non-tollable traffic could not be recorded/reported due to unavailability of adequate Lanes & systems. Non-Tollable count includes Reuse of daily/return/monthly pass, exit trips, exemption and violations.
3. Reporting (FASTag/Cash/Card) - 12:00:00 AM to 11:59:59 PM.
4. Fastag Collection is net of Acquiring Bank Charges
5. FASTag Debit Adjustment/Chargeback Received from Bank (Net)
6. Double user fee (from cash vehicles entering dedicated Fastag lane) collected from vehicles are reported separately (count and revenue). These are included in vehicle category wise count and revenue.
7. Annual FASTag pass w.e.f. 15 August 2025 as per directions of MPEL vide letter no MPEL/DIC/2025/676 dated August 14, 2025.
8. Annual Pass Toll Revenue receivable (as given in the table above) is not included in the column 'Fee Collected'.
9. '1.25' times User Fee via UPI for vehicles without a valid FASTag w.e.f. 15 November 2025 as per directions of MPEL vide letter no MPEL/02/DIC/968 dated 10 November 2025.



MONTHLY/DAILY FEE STATEMENT

Project Highway: National Highway NH-48

Day/Month: 23-Mar-2026

Sr. No.	Name of Toll Plaza Location	Chainage
1	Shilphata	103+350

Type of Vehicle	For corresponding day/month of previous year 23-Mar-2025		For preceding day/month 22-Mar-2026		For the day/month reported upon 23-Mar-2026		
	No. of Vehicles	Fee collected (in lakh Rs.)	No. of Vehicles	Fee collected (in lakh Rs.)	Fee per Vehicle (in Rs.)	No. of Vehicles	Fee collected (in lakh Rs.)
1	2	3	4	5	6	7	8
A-Car (Note-7)	8205	495061	8787	481446	Note-1	8012	440622
B-LCV	746	69491	657	61530		913	87283
C-Bus	2152	395734	1958	352194		2581	478510
D-Truck	0	0	0	0		0	0
E-Three-axle vehicle	0	0	0	0		0	0
F-Multi-axle Truck	4543	1686369	4314	1591781		5001	1863672
G-Oversized vehicle	0	0	0	0		0	0
FASTag Debit Adjustment/ Chargeback Received from Bank (Net) (Note-5)	0	0	0	0		Note-5	0
H- Total	15646	2646655	15716	2486951		16507	2871056

Day/Month wise Opening Balance of Toll Collection & Traffic

Day	23
Month	3
Year	2026
Toll Depositing Bank	State Bank Of India
Bank Account No.	39177623786

Transaction Type	Car/Jeep Count	Total Car/ Jeep Amount (in Rs.)	Bus/Truck Count	Total Bus / Truck Amount (in Rs.)	LCV Count	Total LCV Amount (in Rs.)	MAV (Multi Axle Vehicle Count)	Total MAV (Multi Axle Vehicle) Amount (in Rs.)	Three Axle Count	Three Axle Count Amount (in Rs.)	FASTag Debit Adjustment/ Chargeback Received from Bank (Net) Note-5
1	2	3	4	5	8	9	10	11	12	13	
Single Journey	5058	229606	1959	324155	628	51995	4476	1588546	0	0	968
Monthly Pass Sales	1	359	0	0	0	0	0	0	0	0	0
Daily Pass Sales	1775	125129	568	140247	254	31512	477	252495	0	0	0
Local Pass Sales	0	0	0	0	0	0	0	0	0	0	0
Return Pass Sales	0	0	0	0	0	0	0	0	0	0	0
Double User Fee (FASTag Lane Violation) (Note-6)	463	43522	24	7920	9	1494	5	3550	0	0	0
1.25 times User Fee via UPI (FASTag Lane Violation) (Note-9)	715	42006	30	6188	22	2283	43	19081	0	0	0

Traffic and Revenue Receivable (Annual Pass - Note 7)		
Transaction Type	Car/Jeep Count	Total Car/ Jeep Amount (in Rs.)
1	2	3
Annual Pass	897	47930

Total Non-Tollable Traffic Count Entry Details (Note-2)					
Transaction Type	Car/Jeep Count	Bus/Truck Count	LCV Count	MAV (Multi Axle Vehicle Count)	Three Axle Count
1	2	3	5	6	7
Reuse & Exit	2330	632	337	497	0
Exemption & Violation	4378	189	138	146	0

Notes

1. Fee for Fastag vehicles passing two toll plazas, is collected at two plazas in few cases and therefore section wise traffic details will not be available at one plaza for same.
2. All Non-tollable traffic could not be recorded/reported due to unavailability of adequate Lanes & systems. Non-Tollable count includes Reuse of daily/return/monthly pass, exit trips, exemption and violations.
3. Reporting (FASTag/Cash/Card) - 12:00:00 AM to 11:59:59 PM.
4. Fastag Collection is net of Acquiring Bank Charges
5. FASTag Debit Adjustment/Chargeback Received from Bank (Net)
6. Double user fee (from cash vehicles entering dedicated Fastag lane) collected from vehicles are reported separately (count and revenue). These are included in vehicle category wise count and revenue.
7. Annual FASTag pass w.e.f. 15 August 2025 as per directions of MPEL vide letter no MPEL/DIC/2025/676 dated August 14, 2025.
8. Annual Pass Toll Revenue receivable (as given in the table above) is not included in the column 'Fee Collected'.
9. '1.25' times User Fee via UPI for vehicles without a valid FASTag w.e.f. 15 November 2025 as per directions of MPEL vide letter no MPEL/02/DIC/968 dated 10 November 2025.



MONTHLY/DAILY FEE STATEMENT

Project Highway: National Highway NH-48

Day/Month: 24-Mar-2026

Sr. No.	Name of Toll Plaza Location	Chainage
National Highway NH-48 (from Km. 20+400 to 131+200)		
1	Shilphata	103+350

Type of Vehicle	For corresponding day/month of previous year 24-Mar-2025		For preceding day/month 23-Mar-2026		For the day/month reported upon 24-Mar-2026		
	No. of Vehicles	Fee collected (in lakh Rs.)	No. of Vehicles	Fee collected (in lakh Rs.)	Fee per Vehicle (in Rs.)	No. of Vehicles	Fee collected (in lakh Rs.)
1	2	3	4	5	6	7	8
A-Car (Note-7)	7597	449866	8012	440622	Note-1	6912	380210
B-LCV	930	90012	913	87283		987	93455
C-Bus	2607	486211	2581	478510		2687	497208
D-Truck	0	0	0	0		0	0
E-Three-axle vehicle	0	0	0	0		0	0
F-Multi-axle Truck	4647	1742866	5001	1863672		5530	2069961
G-Oversized vehicle	0	0	0	0		0	0
FASTag Debit Adjustment/ Chargeback Received from Bank (Net) (Note-5)	0	1646	0	968	Note-5	0	759
H- Total	15781	2770600	16507	2871056		16116	3041593

Day/Month wise Opening Balance of Toll Collection & Traffic

Day	24
Month	3
Year	2026
Toll Depositing Bank	State Bank Of India
Bank Account No.	39177623786

Transaction Type	Car/Jeep Count	Total Car/ Jeep Amount (in Rs.)	Bus/Truck Count	Total Bus / Truck Amount (in Rs.)	LCV Count	Total LCV Amount (in Rs.)	MAV (Multi Axle Vehicle Count)	Total MAV (Multi Axle Vehicle) Amount (in Rs.)	Three Axle Count	Three Axle Count Amount (in Rs.)	FASTag Debit Adjustment/ Chargeback Received from Bank (Net)
1	2	3	4	5	8	9	10	11	12	13	Note-5
Single Journey	4276	193807	2049	338974	706	58625	4888	1734200	0	0	759
Monthly Pass Sales	0	0	0	0	0	0	0	0	0	0	0
Daily Pass Sales	1621	114258	577	142312	247	30742	564	296888	0	0	0
Local Pass Sales	0	0	0	0	0	0	0	0	0	0	0
Return Pass Sales	0	0	0	0	0	0	0	0	0	0	0
Double User Fee (FASTag Lane Violation) (Note-6)	355	33370	27	8910	9	1494	16	11360	0	0	0
1.25 times User Fee via UPI (FASTag Lane Violation) (Note-9)	660	38775	34	7013	25	2594	62	27513	0	0	0

Traffic and Revenue Receivable (Annual Pass - Note 7)		
Transaction Type	Car/Jeep Count	Total Car/ Jeep Amount (in Rs.)
1	2	3
Annual Pass	825	43239

Total Non-Tollable Traffic Count Entry Details (Note-2)						
Transaction Type	Car/Jeep Count	Bus/Truck Count	LCV Count	MAV (Multi Axle Vehicle Count)	Three Axle Count	
1	2	3	5	6	7	
Reuse & Exit	2235	636	352	592	0	
Exemption & Violation	4485	253	131	196	0	

Notes

1. Fee for Fastag vehicles passing two toll plazas, is collected at two plazas in few cases and therefore section wise traffic details will not be available at one plaza for same.
2. All Non-tollable traffic could not be recorded/reported due to unavailability of adequate Lanes & systems. Non-Tollable count includes Reuse of daily/return/monthly pass, exit trips, exemption and violations.
3. Reporting (FASTag/Cash/Card) - 12:00:00 AM to 11:59:59 PM.
4. Fastag Collection is net of Acquiring Bank Charges
5. FASTag Debit Adjustment/Chargeback Received from Bank (Net)
6. Double user fee (from cash vehicles entering dedicated Fastag lane) collected from vehicles are reported separately (count and revenue). These are included in vehicle category wise count and revenue.
7. Annual FASTag pass w.e.f. 15 August 2025 as per directions of MPEL vide letter no MPEL/DIC/2025/676 dated August 14, 2025.
8. Annual Pass Toll Revenue receivable (as given in the table above) is not included in the column 'Fee Collected'.
9. '1.25' times User Fee via UPI for vehicles without a valid FASTag w.e.f. 15 November 2025 as per directions of MPEL vide letter no MPEL/02/DIC/968 dated 10 November 2025.



MONTHLY/DAILY FEE STATEMENT

Project Highway: National Highway NH-48

Day/Month: 25-Mar-2026

Sr. No.	Name of Toll Plaza Location	Chainage
National Highway NH-48 (from Km. 20+400 to 131+200)		
1	Shilphata	103+350

Type of Vehicle	For corresponding day/month of previous year 25-Mar-2025		For preceding day/month 24-Mar-2026		For the day/month reported upon 25-Mar-2026		
	No. of Vehicles	Fee collected (in lakh Rs.)	No. of Vehicles	Fee collected (in lakh Rs.)	Fee per Vehicle (in Rs.)	No. of Vehicles	Fee collected (in lakh Rs.)
1	2	3	4	5	6	7	8
A-Car (Note-7)	7051	419120	6912	380210	Note-1	6626	366133
B-LCV	1002	98248	987	93455		993	93620
C-Bus	2765	514812	2687	497208		2775	514346
D-Truck	0	0	0	0		0	0
E-Three-axle vehicle	0	0	0	0		0	0
F-Multi-axle Truck	5016	1880962	5530	2069961		5608	2106377
G-Oversized vehicle	0	0	0	0		0	0
FASTag Debit Adjustment/ Chargeback Received from Bank (Net) (Note-5)	0	535	0	759	Note-5	0	548
H- Total	15834	2913677	16116	3041593		16002	3081025

Day/Month wise Opening Balance of Toll Collection & Traffic

Day	25
Month	3
Year	2026
Toll Depositing Bank	State Bank Of India
Bank Account No.	39177623786

Transaction Type	Car/Jeep Count	Total Car/ Jeep Amount (in Rs.)	Bus/Truck Count	Total Bus / Truck Amount (in Rs.)	LCV Count	Total LCV Amount (in Rs.)	MAV (Multi Axle Vehicle Count)	Total MAV (Multi Axle Vehicle) Amount (in Rs.)	Three Axle Count	Three Axle Count Amount (in Rs.)	FASTag Debit Adjustment/ Chargeback Received from Bank (Net) Note-5
1	2	3	4	5	8	9	10	11	12	13	
Single Journey	4069	184552	2102	347488	706	58392	4934	1750794	0	0	548
Monthly Pass Sales	1	359	0	0	0	0	0	0	0	0	0
Daily Pass Sales	1597	112614	608	149864	248	30621	613	325053	0	0	0
Local Pass Sales	0	0	0	0	0	0	0	0	0	0	0
Return Pass Sales	0	0	0	0	0	0	0	0	0	0	0
Double User Fee (FASTag Lane Violation) (Note-6)	348	32712	29	9570	9	1494	13	9230	0	0	0
1.25 times User Fee via UPI (FASTag Lane Violation) (Note-9)	611	35896	36	7425	30	3113	48	21300	0	0	0

Traffic and Revenue Receivable (Annual Pass - Note 7)		
Transaction Type	Car/Jeep Count	Total Car/ Jeep Amount (in Rs.)
1	2	3
Annual Pass	746	39358

Total Non-Tollable Traffic Count Entry Details (Note-2)						
Transaction Type	Car/Jeep Count	Bus/Truck Count	LCV Count	MAV (Multi Axle Vehicle Count)	Three Axle Count	
1	2	3	5	6	7	
Reuse & Exit	2127	697	334	673	0	
Exemption & Violation	5103	369	180	365	0	

Notes

1. Fee for Fastag vehicles passing two toll plazas, is collected at two plazas in few cases and therefore section wise traffic details will not be available at one plaza for same.
2. All Non-tollable traffic could not be recorded/reported due to unavailability of adequate Lanes & systems. Non-Tollable count includes Reuse of daily/return/monthly pass, exit trips, exemption and violations.
3. Reporting (FASTag/Cash/Card) - 12:00:00 AM to 11:59:59 PM.
4. Fastag Collection is net of Acquiring Bank Charges
5. FASTag Debit Adjustment/Chargeback Received from Bank (Net)
6. Double user fee (from cash vehicles entering dedicated Fastag lane) collected from vehicles are reported separately (count and revenue). These are included in vehicle category wise count and revenue.
7. Annual FASTag pass w.e.f. 15 August 2025 as per directions of MPEL vide letter no MPEL/DIC/2025/676 dated August 14, 2025.
8. Annual Pass Toll Revenue receivable (as given in the table above) is not included in the column 'Fee Collected'.
9. '1.25' times User Fee via UPI for vehicles without a valid FASTag w.e.f. 15 November 2025 as per directions of MPEL vide letter no MPEL/02/DIC/968 dated 10 November 2025.



MONTHLY/DAILY FEE STATEMENT

Project Highway: National Highway NH-48

Day/Month: 26-Mar-2026

Sr. No.	Name of Toll Plaza Location	Chainage
1	National Highway NH-48 (from Km. 20+400 to 131+200) Shilphata	103+350

Type of Vehicle	For corresponding day/month of previous year 26-Mar-2025		For preceding day/month 25-Mar-2026		For the day/month reported upon 26-Mar-2026		
	No. of Vehicles	Fee collected (in lakh Rs.)	No. of Vehicles	Fee collected (in lakh Rs.)	Fee per Vehicle (in Rs.)	No. of Vehicles	Fee collected (in lakh Rs.)
1	2	3	4	5	6	7	8
A-Car (Note-7)	7532	450025	6626	366133	Note-1	6654	370648
B-LCV	1016	99334	993	93620		1094	103296
C-Bus	2796	521102	2775	514346		3005	552874
D-Truck	0	0	0	0		0	0
E-Three-axle vehicle	0	0	0	0		0	0
F-Multi-axle Truck	5140	1937035	5608	2106377		5979	2237625
G-Oversized vehicle	0	0	0	0		0	0
FASTag Debit Adjustment/ Chargeback Received from Bank (Net) (Note-5)	0	507	0	548	Note-5	0	0
H- Total	16484	3008004	16002	3081025		16732	3264443

Day/Month wise Opening Balance of Toll Collection & Traffic

Day	26
Month	3
Year	2026
Toll Depositing Bank	State Bank Of India
Bank Account No.	39177623786

Transaction Type	Car/Jeep Count	Total Car/ Jeep Amount (in Rs.)	Bus/Truck Count	Total Bus / Truck Amount (in Rs.)	LCV Count	Total LCV Amount (in Rs.)	MAV (Multi Axle Vehicle Count)	Total MAV (Multi Axle Vehicle) Amount (in Rs.)	Three Axle Count	Three Axle Count Amount (in Rs.)	FASTag Debit Adjustment/ Chargeback Received from Bank (Net) Note-5
1	2	3	4	5	8	9	10	11	12	13	
Single Journey	4007	180805	2325	384324	788	65563	5309	1884874	0	0	0
Monthly Pass Sales	0	0	0	0	0	0	0	0	0	0	0
Daily Pass Sales	1748	123139	625	154113	276	33998	610	322398	0	0	0
Local Pass Sales	0	0	0	0	0	0	0	0	0	0	0
Return Pass Sales	0	0	0	0	0	0	0	0	0	0	0
Double User Fee (FASTag Lane Violation) (Note-6)	394	37036	25	8250	10	1660	14	9940	0	0	0
1.25 times User Fee via UPI (FASTag Lane Violation) (Note-9)	505	29669	30	6188	20	2075	46	20413	0	0	0

Traffic and Revenue Receivable (Annual Pass - Note 7)		
Transaction Type	Car/Jeep Count	Total Car/ Jeep Amount (in Rs.)
1	2	3
Annual Pass	761	40436

Total Non-Tollable Traffic Count Entry Details (Note-2)					
Transaction Type	Car/Jeep Count	Bus/Truck Count	LCV Count	MAV (Multi Axle Vehicle Count)	Three Axle Count
1	2	3	5	6	7
Reuse & Exit	2336	697	361	660	0
Exemption & Violation	4583	304	103	181	0

Notes

1. Fee for Fastag vehicles passing two toll plazas, is collected at two plazas in few cases and therefore section wise traffic details will not be available at one plaza for same.
2. All Non-tollable traffic could not be recorded/reported due to unavailability of adequate Lanes & systems. Non-Tollable count includes Reuse of daily/return/monthly pass, exit trips, exemption and violations.
3. Reporting (FASTag/Cash/Card) - 12:00:00 AM to 11:59:59 PM.
4. Fastag Collection is net of Acquiring Bank Charges
5. FASTag Debit Adjustment/Chargeback Received from Bank (Net)
6. Double user fee (from cash vehicles entering dedicated Fastag lane) collected from vehicles are reported separately (count and revenue). These are included in vehicle category wise count and revenue.
7. Annual FASTag pass w.e.f. 15 August 2025 as per directions of MPEL vide letter no MPEL/DIC/2025/676 dated August 14, 2025.
8. Annual Pass Toll Revenue receivable (as given in the table above) is not included in the column 'Fee Collected'.
9. '1.25' times User Fee via UPI for vehicles without a valid FASTag w.e.f. 15 November 2025 as per directions of MPEL vide letter no MPEL/02/DIC/968 dated 10 November 2025.



MONTHLY/DAILY FEE STATEMENT

Project Highway: National Highway NH-48

Day/Month: 27-Mar-2026

Sr. No.	Name of Toll Plaza Location	Chainage
National Highway NH-48 (from Km. 20+400 to 131+200)		
1	Shilphata	103+350

Type of Vehicle	For corresponding day/month of previous year 27-Mar-2025		For preceding day/month 26-Mar-2026		For the day/month reported upon 27-Mar-2026		
	No. of Vehicles	Fee collected (in lakh Rs.)	No. of Vehicles	Fee collected (in lakh Rs.)	Fee per Vehicle (in Rs.)	No. of Vehicles	Fee collected (in lakh Rs.)
1	2	3	4	5	6	7	8
A-Car (Note-7)	7032	418406	6654	370648	Note-1	6524	357073
B-LCV	1021	98800	1094	103296		991	95572
C-Bus	2742	513656	3005	552874		2774	512192
D-Truck	0	0	0	0		0	0
E-Three-axle vehicle	0	0	0	0		0	0
F-Multi-axle Truck	5471	2064055	5979	2237625		5956	2216700
G-Oversized vehicle	0	0	0	0		0	0
FASTag Debit Adjustment/ Chargeback Received from Bank (Net) (Note-5)	0	0	0	0	Note-5	0	702
H- Total	16266	3094917	16732	3264443		16245	3182239

Day/Month wise Opening Balance of Toll Collection & Traffic

Day	27										
Month	3										
Year	2026										
Toll Depositing Bank	State Bank Of India										
Bank Account No.	39177623786										
Transaction Type	Car/Jeep Count	Total Car/ Jeep Amount (in Rs.)	Bus/Truck Count	Total Bus / Truck Amount (in Rs.)	LCV Count	Total LCV Amount (in Rs.)	MAV (Multi Axle Vehicle Count)	Total MAV (Multi Axle Vehicle) Amount (in Rs.)	Three Axle Count	Three Axle Count Amount (in Rs.)	FASTag Debit Adjustment/ Chargeback Received from Bank (Net)
1	2	3	4	5	8	9	10	11	12	13	Note-5
Single Journey	4075	183677	2125	351439	677	56472	5337	1893017	0	0	702
Monthly Pass Sales	0	0	0	0	0	0	0	0	0	0	0
Daily Pass Sales	1569	110733	591	145573	277	34390	573	301672	0	0	0
Local Pass Sales	0	0	0	0	0	0	0	0	0	0	0
Return Pass Sales	0	0	0	0	0	0	0	0	0	0	0
Double User Fee (FASTag Lane Violation) (Note-6)	311	29234	26	8580	14	2324	6	4260	0	0	0
1.25 times User Fee via UPI (FASTag Lane Violation) (Note-9)	569	33429	32	6600	23	2386	40	17750	0	0	0

Traffic and Revenue Receivable (Annual Pass - Note 7)		
Transaction Type	Car/Jeep Count	Total Car/ Jeep Amount (in Rs.)
1	2	3
Annual Pass	652	34344

Total Non-Tollable Traffic Count Entry Details (Note-2)					
Transaction Type	Car/Jeep Count	Bus/Truck Count	LCV Count	MAV (Multi Axle Vehicle Count)	Three Axle Count
1	2	3	5	6	7
Reuse & Exit	2103	671	363	602	0
Exemption & Violation	4291	243	150	190	0

Notes

1. Fee for Fastag vehicles passing two toll plazas, is collected at two plazas in few cases and therefore section wise traffic details will not be available at one plaza for same.
2. All Non-tollable traffic could not be recorded/reported due to unavailability of adequate Lanes & systems. Non-Tollable count includes Reuse of daily/return/monthly pass, exit trips, exemption and violations.
3. Reporting (FASTag/Cash/Card) - 12:00:00 AM to 11:59:59 PM.
4. Fastag Collection is net of Acquiring Bank Charges
5. FASTag Debit Adjustment/Chargeback Received from Bank (Net)
6. Double user fee (from cash vehicles entering dedicated Fastag lane) collected from vehicles are reported separately (count and revenue). These are included in vehicle category wise count and revenue.
7. Annual FASTag pass w.e.f. 15 August 2025 as per directions of MPEL vide letter no MPEL/DIC/2025/676 dated August 14, 2025.
8. Annual Pass Toll Revenue receivable (as given in the table above) is not included in the column 'Fee Collected'.
9. '1.25' times User Fee via UPI for vehicles without a valid FASTag w.e.f. 15 November 2025 as per directions of MPEL vide letter no MPEL/02/DIC/968 dated 10 November 2025.



MONTHLY/DAILY FEE STATEMENT

Project Highway: National Highway NH-48

Day/Month: 28-Mar-2026

Sr. No.	Name of Toll Plaza Location	Chainage
1	National Highway NH-48 (from Km. 20+400 to 131+200) Shilphata	103+350

Type of Vehicle	For corresponding day/month of previous year 28-Mar-2025		For preceding day/month 27-Mar-2026		For the day/month reported upon 28-Mar-2026		
	No. of Vehicles	Fee collected (in lakh Rs.)	No. of Vehicles	Fee collected (in lakh Rs.)	Fee per Vehicle (in Rs.)	No. of Vehicles	Fee collected (in lakh Rs.)
1	2	3	4	5	6	7	8
A-Car (Note-7)	7010	413671	6524	357073	Note-1	7120	394946
B-LCV	1041	103019	991	95572		1026	97279
C-Bus	2688	502281	2774	512192		2781	512713
D-Truck	0	0	0	0		0	0
E-Three-axle vehicle	0	0	0	0		0	0
F-Multi-axle Truck	5200	1963780	5956	2216700		5931	2234596
G-Oversized vehicle	0	0	0	0		0	0
FASTag Debit Adjustment/ Chargeback Received from Bank (Net) (Note-5)	0	1821	0	702	Note-5	0	597
H- Total	15939	2984572	16245	3182239		16858	3240130

Day/Month wise Opening Balance of Toll Collection & Traffic

Day	28
Month	3
Year	2026
Toll Depositing Bank	State Bank Of India
Bank Account No.	39177623786

Transaction Type	Car/Jeep Count	Total Car/ Jeep Amount (in Rs.)	Bus/Truck Count	Total Bus / Truck Amount (in Rs.)	LCV Count	Total LCV Amount (in Rs.)	MAV (Multi Axle Vehicle Count)	Total MAV (Multi Axle Vehicle) Amount (in Rs.)	Three Axle Count	Three Axle Count Amount (in Rs.)	FASTag Debit Adjustment/ Chargeback Received from Bank (Net) Note-5
1	2	3	4	5	8	9	10	11	12	13	
Single Journey	4370	199386	2156	356547	733	61142	5173	1834894	0	0	597
Monthly Pass Sales	0	0	0	0	0	0	0	0	0	0	0
Daily Pass Sales	1744	123026	567	140367	252	31199	706	372899	0	0	0
Local Pass Sales	0	0	0	0	0	0	0	0	0	0	0
Return Pass Sales	0	0	0	0	0	0	0	0	0	0	0
Double User Fee (FASTag Lane Violation) (Note-6)	381	35814	31	10230	11	1826	14	9940	0	0	0
1.25 times User Fee via UPI (FASTag Lane Violation) (Note-9)	625	36719	27	5569	30	3113	38	16863	0	0	0

Traffic and Revenue Receivable (Annual Pass - Note 7)		
Transaction Type	Car/Jeep Count	Total Car/ Jeep Amount (in Rs.)
1	2	3
Annual Pass	748	39142

Total Non-Tollable Traffic Count Entry Details (Note-2)					
Transaction Type	Car/Jeep Count	Bus/Truck Count	LCV Count	MAV (Multi Axle Vehicle Count)	Three Axle Count
1	2	3	5	6	7
Reuse & Exit	2278	626	333	762	0
Exemption & Violation	4309	231	92	181	0

Notes

1. Fee for Fastag vehicles passing two toll plazas, is collected at two plazas in few cases and therefore section wise traffic details will not be available at one plaza for same.
2. All Non-tollable traffic could not be recorded/reported due to unavailability of adequate Lanes & systems. Non-Tollable count includes Reuse of daily/return/monthly pass, exit trips, exemption and violations.
3. Reporting (FASTag/Cash/Card) - 12:00:00 AM to 11:59:59 PM.
4. Fastag Collection is net of Acquiring Bank Charges
5. FASTag Debit Adjustment/Chargeback Received from Bank (Net)
6. Double user fee (from cash vehicles entering dedicated Fastag lane) collected from vehicles are reported separately (count and revenue). These are included in vehicle category wise count and revenue.
7. Annual FASTag pass w.e.f. 15 August 2025 as per directions of MPEL vide letter no MPEL/DIC/2025/676 dated August 14, 2025.
8. Annual Pass Toll Revenue receivable (as given in the table above) is not included in the column 'Fee Collected'.
9. '1.25' times User Fee via UPI for vehicles without a valid FASTag w.e.f. 15 November 2025 as per directions of MPEL vide letter no MPEL/02/DIC/968 dated 10 November 2025.



MONTHLY/DAILY FEE STATEMENT

Project Highway: National Highway NH-48

Day/Month: 29-Mar-2026

Sr. No.	Name of Toll Plaza Location	Chainage
1	Shilphata	103+350

Type of Vehicle	For corresponding day/month of previous year 29-Mar-2025		For preceding day/month 28-Mar-2026		For the day/month reported upon 29-Mar-2026		
	No. of Vehicles	Fee collected (in lakh Rs.)	No. of Vehicles	Fee collected (in lakh Rs.)	Fee per Vehicle (in Rs.)	No. of Vehicles	Fee collected (in lakh Rs.)
1	2	3	4	5	6	7	8
A-Car (Note-7)	7587	453291	7120	394946	Note-1	7398	409488
B-LCV	993	97035	1026	97279		856	81355
C-Bus	2775	523583	2781	512713		2445	445413
D-Truck	0	0	0	0		0	0
E-Three-axle vehicle	0	0	0	0		0	0
F-Multi-axle Truck	5337	2024817	5931	2234596		5462	2027117
G-Oversized vehicle	0	0	0	0		0	0
FASTag Debit Adjustment/ Chargeback Received from Bank (Net) (Note-5)	0	218	0	597	Note-5	0	0
H- Total	16692	3098944	16858	3240130		16161	2963373

Day/Month wise Opening Balance of Toll Collection & Traffic

Day	29
Month	3
Year	2026
Toll Depositing Bank	State Bank Of India
Bank Account No.	39177623786

Transaction Type	Car/Jeep Count	Total Car/ Jeep Amount (in Rs.)	Bus/Truck Count	Total Bus / Truck Amount (in Rs.)	LCV Count	Total LCV Amount (in Rs.)	MAV (Multi Axle Vehicle Count)	Total MAV (Multi Axle Vehicle) Amount (in Rs.)	Three Axle Count	Three Axle Count Amount (in Rs.)	FASTag Debit Adjustment/ Chargeback Received from Bank (Net) Note-5
1	2	3	4	5	8	9	10	11	12	13	
Single Journey	4679	215521	1957	323821	605	50270	4944	1755699	0	0	0
Monthly Pass Sales	1	1617	0	0	0	0	0	0	0	0	0
Daily Pass Sales	1663	117326	432	106701	214	26499	461	243196	0	0	0
Local Pass Sales	0	0	0	0	0	0	0	0	0	0	0
Return Pass Sales	0	0	0	0	0	0	0	0	0	0	0
Double User Fee (FASTag Lane Violation) (Note-6)	370	34780	27	8910	12	1992	11	7810	0	0	0
1.25 times User Fee via UPI (FASTag Lane Violation) (Note-9)	685	40244	29	5981	25	2594	46	20413	0	0	0

Traffic and Revenue Receivable (Annual Pass - Note 7)		
Transaction Type	Car/Jeep Count	Total Car/ Jeep Amount (in Rs.)
1	2	3
Annual Pass	736	38980

Total Non-Tollable Traffic Count Entry Details (Note-2)						
Transaction Type	Car/Jeep Count	Bus/Truck Count	LCV Count	MAV (Multi Axle Vehicle Count)	Three Axle Count	
1	2	3	5	6	7	
Reuse & Exit	2123	481	276	480		0
Exemption & Violation	4742	215	75	142		0

Notes

1. Fee for Fastag vehicles passing two toll plazas, is collected at two plazas in few cases and therefore section wise traffic details will not be available at one plaza for same.
2. All Non-tollable traffic could not be recorded/reported due to unavailability of adequate Lanes & systems. Non-Tollable count includes Reuse of daily/return/monthly pass, exit trips, exemption and violations.
3. Reporting (FASTag/Cash/Card) - 12:00:00 AM to 11:59:59 PM.
4. Fastag Collection is net of Acquiring Bank Charges
5. FASTag Debit Adjustment/Chargeback Received from Bank (Net)
6. Double user fee (from cash vehicles entering dedicated Fastag lane) collected from vehicles are reported separately (count and revenue). These are included in vehicle category wise count and revenue.
7. Annual FASTag pass w.e.f. 15 August 2025 as per directions of MPEL vide letter no MPEL/DIC/2025/676 dated August 14, 2025.
8. Annual Pass Toll Revenue receivable (as given in the table above) is not included in the column 'Fee Collected'.
9. '1.25' times User Fee via UPI for vehicles without a valid FASTag w.e.f. 15 November 2025 as per directions of MPEL vide letter no MPEL/02/DIC/968 dated 10 November 2025.



MONTHLY/DAILY FEE STATEMENT

Project Highway: National Highway NH-48

Day/Month: 30-Mar-2026

Sr. No.	Name of Toll Plaza Location	Chainage
National Highway NH-48 (from Km. 20+400 to 131+200)		
1	Shilphata	103+350

Type of Vehicle	For corresponding day/month of previous year 30-Mar-2025		For preceding day/month 29-Mar-2026		For the day/month reported upon 30-Mar-2026		
	No. of Vehicles	Fee collected (in lakh Rs.)	No. of Vehicles	Fee collected (in lakh Rs.)	Fee per Vehicle (in Rs.)	No. of Vehicles	Fee collected (in lakh Rs.)
1	2	3	4	5	6	7	8
A-Car (Note-7)	7544	457620	7398	409488	Note-1	6785	371355
B-LCV	768	73951	856	81355		952	90363
C-Bus	2077	380100	2445	445413		2718	502621
D-Truck	0	0	0	0		0	0
E-Three-axle vehicle	0	0	0	0		0	0
F-Multi-axle Truck	4475	1673415	5462	2027117		5405	2015184
G-Oversized vehicle	0	0	0	0		0	0
FASTag Debit Adjustment/ Chargeback Received from Bank (Net) (Note-5)	0	0	0	0	Note-5	0	1386
H- Total	14864	2585086	16161	2963373		15860	2980908

Day/Month wise Opening Balance of Toll Collection & Traffic

Day	30
Month	3
Year	2026
Toll Depositing Bank	State Bank Of India
Bank Account No.	39177623786

Transaction Type	Car/Jeep Count	Total Car/ Jeep Amount (in Rs.)	Bus/Truck Count	Total Bus / Truck Amount (in Rs.)	LCV Count	Total LCV Amount (in Rs.)	MAV (Multi Axle Vehicle Count)	Total MAV (Multi Axle Vehicle) Amount (in Rs.)	Three Axle Count	Three Axle Count Amount (in Rs.)	FASTag Debit Adjustment/ Chargeback Received from Bank (Net) Note-5
1	2	3	4	5	8	9	10	11	12	13	
Single Journey	4241	190961	2074	343150	678	56318	4828	1714175	0	0	1386
Monthly Pass Sales	2	1228	0	0	0	0	0	0	0	0	0
Daily Pass Sales	1592	112284	600	148169	242	30040	518	273230	0	0	0
Local Pass Sales	0	0	0	0	0	0	0	0	0	0	0
Return Pass Sales	0	0	0	0	0	0	0	0	0	0	0
Double User Fee (FASTag Lane Violation) (Note-6)	314	29516	18	5940	11	1826	6	4260	0	0	0
1.25 times User Fee via UPI (FASTag Lane Violation) (Note-9)	636	37365	26	5363	21	2179	53	23519	0	0	0

Traffic and Revenue Receivable (Annual Pass - Note 7)		
Transaction Type	Car/Jeep Count	Total Car/ Jeep Amount (in Rs.)
1	2	3
Annual Pass	744	39304

Total Non-Tollable Traffic Count Entry Details (Note-2)						
Transaction Type	Car/Jeep Count	Bus/Truck Count	LCV Count	MAV (Multi Axle Vehicle Count)	Three Axle Count	
1	2	3	5	6	7	
Reuse & Exit	2111	671	331	546	0	
Exemption & Violation	4480	274	87	191	0	

Notes

1. Fee for Fastag vehicles passing two toll plazas, is collected at two plazas in few cases and therefore section wise traffic details will not be available at one plaza for same.
2. All Non-tollable traffic could not be recorded/reported due to unavailability of adequate Lanes & systems. Non-Tollable count includes Reuse of daily/return/monthly pass, exit trips, exemption and violations.
3. Reporting (FASTag/Cash/Card) - 12:00:00 AM to 11:59:59 PM.
4. Fastag Collection is net of Acquiring Bank Charges
5. FASTag Debit Adjustment/Chargeback Received from Bank (Net)
6. Double user fee (from cash vehicles entering dedicated Fastag lane) collected from vehicles are reported separately (count and revenue). These are included in vehicle category wise count and revenue.
7. Annual FASTag pass w.e.f. 15 August 2025 as per directions of MPEL vide letter no MPEL/DIC/2025/676 dated August 14, 2025.
8. Annual Pass Toll Revenue receivable (as given in the table above) is not included in the column 'Fee Collected'.
9. '1.25' times User Fee via UPI for vehicles without a valid FASTag w.e.f. 15 November 2025 as per directions of MPEL vide letter no MPEL/02/DIC/968 dated 10 November 2025.



MONTHLY/DAILY FEE STATEMENT

Project Highway: National Highway NH-48

Day/Month: 31-Mar-2026

Sr. No.	Name of Toll Plaza Location	Chainage
National Highway NH-48 (from Km. 20+400 to 131+200)		
1	Shilphata	103+350

Type of Vehicle	For corresponding day/month of previous year 31-Mar-2025		For preceding day/month 30-Mar-2026		For the day/month reported upon 31-Mar-2026		
	No. of Vehicles	Fee collected (in lakh Rs.)	No. of Vehicles	Fee collected (in lakh Rs.)	Fee per Vehicle (in Rs.)	No. of Vehicles	Fee collected (in lakh Rs.)
1	2	3	4	5	6	7	8
A-Car (Note-7)	7689	469101	6785	371355	Note-1	6704	383595
B-LCV	789	94147	952	90363		1014	116960
C-Bus	1940	362234	2718	502621		2846	529527
D-Truck	0	0	0	0		0	0
E-Three-axle vehicle	0	0	0	0		0	0
F-Multi-axle Truck	4061	1514928	5405	2015184		5646	2110876
G-Oversized vehicle	0	0	0	0		0	0
FASTag Debit Adjustment/ Chargeback Received from Bank (Net) (Note-5)	0	2368	0	1386	Note-5	0	4523
H- Total	14479	2442777	15860	2980908		16210	3145481

Day/Month wise Opening Balance of Toll Collection & Traffic

Day	31
Month	3
Year	2026
Toll Depositing Bank	State Bank Of India
Bank Account No.	39177623786

Transaction Type	Car/Jeep Count	Total Car/ Jeep Amount (in Rs.)	Bus/Truck Count	Total Bus / Truck Amount (in Rs.)	LCV Count	Total LCV Amount (in Rs.)	MAV (Multi Axle Vehicle Count)	Total MAV (Multi Axle Vehicle) Amount (in Rs.)	Three Axle Count	Three Axle Count Amount (in Rs.)	FASTag Debit Adjustment/ Chargeback Received from Bank (Net) Note-5
1	2	3	4	5	8	9	10	11	12	13	
Single Journey	4050	183454	2179	359674	706	58283	5017	1780377	0	0	4523
Monthly Pass Sales	16	13057	1	5720	8	21562	0	0	0	0	0
Daily Pass Sales	1691	119252	594	146684	256	31741	582	307779	0	0	0
Local Pass Sales	0	0	0	0	0	0	0	0	0	0	0
Return Pass Sales	0	0	0	0	0	0	0	0	0	0	0
Double User Fee (FASTag Lane Violation) (Note-6)	346	32524	21	6930	13	2158	7	4970	0	0	0
1.25 times User Fee via UPI (FASTag Lane Violation) (Note-9)	601	35309	51	10519	31	3216	40	17750	0	0	0

Traffic and Revenue Receivable (Annual Pass - Note 7)		
Transaction Type	Car/Jeep Count	Total Car/ Jeep Amount (in Rs.)
1	2	3
Annual Pass	758	39627

Total Non-Tollable Traffic Count Entry Details (Note-2)					
Transaction Type	Car/Jeep Count	Bus/Truck Count	LCV Count	MAV (Multi Axle Vehicle Count)	Three Axle Count
1	2	3	5	6	7
Reuse & Exit	2272	659	350	650	0
Exemption & Violation	4317	297	139	137	0

Notes

1. Fee for Fastag vehicles passing two toll plazas, is collected at two plazas in few cases and therefore section wise traffic details will not be available at one plaza for same.
2. All Non-tollable traffic could not be recorded/reported due to unavailability of adequate Lanes & systems. Non-Tollable count includes Reuse of daily/return/monthly pass, exit trips, exemption and violations.
3. Reporting (FASTag/Cash/Card) - 12:00:00 AM to 11:59:59 PM.
4. Fastag Collection is net of Acquiring Bank Charges
5. FASTag Debit Adjustment/Chargeback Received from Bank (Net)
6. Double user fee (from cash vehicles entering dedicated Fastag lane) collected from vehicles are reported separately (count and revenue). These are included in vehicle category wise count and revenue.
7. Annual FASTag pass w.e.f. 15 August 2025 as per directions of MPEL vide letter no MPEL/DIC/2025/676 dated August 14, 2025.
8. Annual Pass Toll Revenue receivable (as given in the table above) is not included in the column 'Fee Collected'.
9. '1.25' times User Fee via UPI for vehicles without a valid FASTag w.e.f. 15 November 2025 as per directions of MPEL vide letter no MPEL/02/DIC/968 dated 10 November 2025.

