

MONTHLY/DAILY FEE STATEMENT

Project Highway: National Highway NH-48

Day/Month: 01-Feb-2026

Sr. No.	Name of Toll Plaza Location	Chainage
National Highway NH-48 (from Km. 20+400 to 131+200)		
1	Somatne Phata	30+050

Type of Vehicle	For corresponding day/month of previous year 1-Feb-2025		For preceding day/month 31-Jan-2026		For the day/month reported upon 1-Feb-2026		
	No. of Vehicles	Fee collected (in Rs.)	No. of Vehicles	Fee collected (in Rs.)	Fee per Vehicle (in Rs.)	No. of Vehicles	Fee collected (in Rs.)
1	2	3	4	5	6	7	8
A-Car (Note-7)	13716	831665	13058	763654	Note-1	13171	779316
B-LCV	946	112171	1201	307475		807	116442
C-Bus	1548	364650	1640	574285		1274	325882
D-Truck	0	0	0	0		0	0
E-Three-axle vehicle	0	0	0	0		0	0
F-Multi-axle Truck	2356	882332	2542	943016		2166	792404
G-Oversized vehicle	0	0	0	0		0	0
FASTag Debit Adjustment/ Chargeback Received from Bank (Net) (Note-5)	0	908	0	1735	Note-5	0	0
H- Total	18566	2191726	18441	2590165		17418	2014045

Day/Month wise Opening Balance of Toll Collection & Traffic

Day	1
Month	2
Year	2026
Toll Depositing Bank	State Bank Of India
Bank Account No.	39177623786


Transaction Type	Car/Jeep Count	Total Car/ Jeep Amount (in Rs.)	Bus/Truck Count	Total Bus / Truck Amount (in Rs.)	LCV Count	Total LCV Amount (in Rs.)	MAV (Multi Axle Vehicle Count)	Total MAV (Multi Axle Vehicle) Amount (in Rs.)	Three Axle Count	Three Axle Count Amount (in Rs.)	FASTag Debit Adjustment/ Chargeback Received from Bank (Net)		
1	2	3	4	5	6	7	8	9	10	11	12	13	Note-5
Single Journey	7851	373224	927	154369	564	48017	2022	715669	0	0	0	0	0
Monthly Pass Sales	38	30516	16	89002	16	39769	0	0	0	0	0	0	0
Daily Pass Sales	4354	309311	306	76736	206	25979	134	72298	0	0	0	0	0
Local Pass Sales	0	0	0	0	0	0	0	0	0	0	0	0	0
Return Pass Sales	0	0	0	0	0	0	0	0	0	0	0	0	0
Double User Fee (FASTag Lane Violation) (Note-6)	324	30644	5	1650	8	1328	0	0	0	0	0	0	0
1.25 times User Fee via UPI (FASTag Lane Violation) (Note-9)	604	35621	20	4125	13	1349	10	4438	0	0	0	0	0

Traffic and Revenue Receivable (Annual Pass - Note 7)		
Transaction Type	Car/Jeep Count	Total Car/ Jeep Amount (in Rs.)
1	2	3
Annual Pass	1789	99251

Total Non-Tollable Traffic Count Entry Details (Note-2)					
Transaction Type	Car/Jeep Count	Bus/Truck Count	LCV Count	MAV (Multi Axle Vehicle Count)	Three Axle Count
1	2	3	4	5	6
Reuse & Exit	4761	526	453	152	0
Exemption & Violation	20056	622	204	726	0

Notes

1. Fee for Fastag vehicles passing two toll plazas, is collected at two plazas in few cases and therefore section wise traffic details will not be available at one plaza for same.
2. All Non-tollable traffic could not be recorded/reported due to unavailability of adequate Lanes & systems. Non-Tollable count includes Reuse of daily/return/monthly pass, exit trips, exemption and violations.
3. Reporting (FASTag/Cash/Card) - 12:00:00 AM to 11:59:59 PM.
4. Fastag Collection is net of Acquiring Bank Charges
5. FASTag Debit Adjustment/Chargeback Received from Bank (Net)
6. Double user fee (from cash vehicles entering dedicated Fastag lane) collected from vehicles are reported separately (count and revenue). These are included in vehicle category wise count and revenue.
7. Annual FASTag pass w.e.f. 15 August 2025 as per directions of MPEL vide letter no MPEL/DIC/2025/676 dated August 14, 2025.
8. Annual Pass Toll Revenue receivable (as given in the table above) is not included in the column 'Fee Collected'.
9. '1.25' times User Fee via UPI for vehicles without a valid FASTag w.e.f. 15 November 2025 as per directions of MPEL vide letter no MPEL/02/DIC/968 dated 10 November 2025.



MONTHLY/DAILY FEE STATEMENT

Project Highway: National Highway NH-48

Day/Month: 02-Feb-2026

Sr. No.	Name of Toll Plaza Location	Chainage
National Highway NH-48 (from Km. 20+400 to 131+200)		
1	Somatne Phata	30+050

Type of Vehicle	For corresponding day/month of previous year 2-Feb-2025		For preceding day/month 1-Feb-2026		For the day/month reported upon 2-Feb-2026		
	No. of Vehicles	Fee collected (in Rs.)	No. of Vehicles	Fee collected (in Rs.)	Fee per Vehicle (in Rs.)	No. of Vehicles	Fee collected (in Rs.)
1	2	3	4	5	6	7	8
A-Car (Note-7)	14265	845794	13171	779316	Note-1	10730	663428
B-LCV	717	102062	807	116442		1088	132951
C-Bus	1143	220726	1274	325882		1494	441794
D-Truck	0	0	0	0		0	0
E-Three-axle vehicle	0	0	0	0		0	0
F-Multi-axle Truck	2003	729571	2166	792404		2354	943768
G-Oversized vehicle	0	0	0	0		0	0
FASTag Debit Adjustment/ Chargeback Received from Bank (Net) (Note-5)	0	0	0	0	Note-5	0	2448
H- Total	18128	1898154	17418	2014045		15666	2184389

Day/Month wise Opening Balance of Toll Collection & Traffic

Day	2												
Month	2												
Year	2026												
Toll Depositing Bank	State Bank Of India												
Bank Account No.	39177623786												
Transaction Type	Car/Jeep Count	Total Car/ Jeep Amount (in Rs.)	Bus/Truck Count	Total Bus / Truck Amount (in Rs.)	LCV Count	Total LCV Amount (in Rs.)	MAV (Multi Axle Vehicle Count)	Total MAV (Multi Axle Vehicle) Amount (in Rs.)	Three Axle Count	Three Axle Count Amount (in Rs.)	FASTag Debit Adjustment/ Chargeback Received from Bank (Net)		
1	2	3	4	5	6	7	8	9	10	11	12	13	Note-5
Single Journey	6255	289263	1040	171820	681	56636	2128	755126	0	0	2448		
Monthly Pass Sales	64	58307	34	165551	11	26114	55	96937	0	0	0		
Daily Pass Sales	3729	265843	394	98194	371	46737	163	87357	0	0	0		
Local Pass Sales	0	0	0	0	0	0	0	0	0	0	0		
Return Pass Sales	0	0	0	0	0	0	0	0	0	0	0		
Double User Fee (FASTag Lane Violation) (Note-6)	275	25850	7	2310	14	2324	3	2130	0	0	0		
1.25 times User Fee via UPI (FASTag Lane Violation) (Note-9)	407	24165	19	3919	11	1141	5	2219	0	0	0		

Traffic and Revenue Receivable (Annual Pass - Note 7)		
Transaction Type	Car/Jeep Count	Total Car/ Jeep Amount (in Rs.)
1	2	3
Annual Pass	1655	90080

Total Non-Tollable Traffic Count Entry Details (Note-2)					
Transaction Type	Car/Jeep Count	Bus/Truck Count	LCV Count	MAV (Multi Axle Vehicle Count)	Three Axle Count
1	2	3	4	5	6
Reuse & Exit	4346	786	876	188	0
Exemption & Violation	20713	978	388	1294	0

Notes

1. Fee for Fastag vehicles passing two toll plazas, is collected at two plazas in few cases and therefore section wise traffic details will not be available at one plaza for same.
2. All Non-tollable traffic could not be recorded/reported due to unavailability of adequate Lanes & systems. Non-Tollable count includes Reuse of daily/return/monthly pass, exit trips, exemption and violations.
3. Reporting (FASTag/Cash/Card) - 12:00:00 AM to 11:59:59 PM.
4. Fastag Collection is net of Acquiring Bank Charges
5. FASTag Debit Adjustment/Chargeback Received from Bank (Net)
6. Double user fee (from cash vehicles entering dedicated Fastag lane) collected from vehicles are reported separately (count and revenue). These are included in vehicle category wise count and revenue.
7. Annual FASTag pass w.e.f. 15 August 2025 as per directions of MPEL vide letter no MPEL/DIC/2025/676 dated August 14, 2025.
8. Annual Pass Toll Revenue receivable (as given in the table above) is not included in the column 'Fee Collected'.
9. '1.25' times User Fee via UPI for vehicles without a valid FASTag w.e.f. 15 November 2025 as per directions of MPEL vide letter no MPEL/02/DIC/968 dated 10 November 2025.



MONTHLY/DAILY FEE STATEMENT

Project Highway: National Highway NH-48

Day/Month: 03-Feb-2026

Sr. No.	Name of Toll Plaza Location	Chainage
National Highway NH-48 (from Km. 20+400 to 131+200)		
1	Somatne Phata	30+050

Type of Vehicle	For corresponding day/month of previous year 3-Feb-2025		For preceding day/month 2-Feb-2026		For the day/month reported upon 3-Feb-2026		
	No. of Vehicles	Fee collected (in Rs.)	No. of Vehicles	Fee collected (in Rs.)	Fee per Vehicle (in Rs.)	No. of Vehicles	Fee collected (in Rs.)
1	2	3	4	5	6	7	8
A-Car (Note-7)	11556	692743	10730	663428	Note-1	10656	640319
B-LCV	901	102677	1088	132951		1162	138170
C-Bus	1275	242126	1494	441794		1499	294840
D-Truck	0	0	0	0		0	0
E-Three-axle vehicle	0	0	0	0		0	0
F-Multi-axle Truck	2133	783189	2354	943768		2361	878147
G-Oversized vehicle	0	0	0	0		0	0
FASTag Debit Adjustment/ Chargeback Received from Bank (Net) (Note-5)	0	0	0	2448	Note-5	0	766
H- Total	15865	1820734	15666	2184389		15678	1952242

Day/Month wise Opening Balance of Toll Collection & Traffic

Day	3												
Month	2												
Year	2026												
Toll Depositing Bank	State Bank Of India												
Bank Account No.	39177623786												
Transaction Type	Car/Jeep Count	Total Car/ Jeep Amount (in Rs.)	Bus/Truck Count	Total Bus / Truck Amount (in Rs.)	LCV Count	Total LCV Amount (in Rs.)	MAV (Multi Axle Vehicle Count)	Total MAV (Multi Axle Vehicle) Amount (in Rs.)	Three Axle Count	Three Axle Count Amount (in Rs.)	FASTag Debit Adjustment/ Chargeback Received from Bank (Net)		
1	2	3	4	5	6	7	8	9	10	11	12	13	Note-5
Single Journey	6020	282079	1054	175832	704	60650	2149	764106	0	0	0	0	766
Monthly Pass Sales	29	29063	2	9882	10	21172	0	0	0	0	0	0	0
Daily Pass Sales	3891	276929	393	97946	419	52660	201	109159	0	0	0	0	0
Local Pass Sales	0	0	0	0	0	0	0	0	0	0	0	0	0
Return Pass Sales	0	0	0	0	0	0	0	0	0	0	0	0	0
Double User Fee (FASTag Lane Violation) (Note-6)	278	26320	7	2310	7	1162	0	0	0	0	0	0	0
1.25 times User Fee via UPI (FASTag Lane Violation) (Note-9)	438	25928	43	8869	22	2525	11	4881	0	0	0	0	0

Traffic and Revenue Receivable (Annual Pass - Note 7)		
Transaction Type	Car/Jeep Count	Total Car/ Jeep Amount (in Rs.)
1	2	3
Annual Pass	1626	89011

Total Non-Tollable Traffic Count Entry Details (Note-2)					
Transaction Type	Car/Jeep Count	Bus/Truck Count	LCV Count	MAV (Multi Axle Vehicle Count)	Three Axle Count
1	2	3	4	5	6
Reuse & Exit	4652	850	970	234	0
Exemption & Violation	20701	830	357	1368	0

- Notes**
1. Fee for Fastag vehicles passing two toll plazas, is collected at two plazas in few cases and therefore section wise traffic details will not be available at one plaza for same.
 2. All Non-tollable traffic could not be recorded/reported due to unavailability of adequate Lanes & systems. Non-Tollable count includes Reuse of daily/return/monthly pass, exit trips, exemption and violations.
 3. Reporting (FASTag/Cash/Card) - 12:00:00 AM to 11:59:59 PM.
 4. Fastag Collection is net of Acquiring Bank Charges
 5. FASTag Debit Adjustment/Chargeback Received from Bank (Net)
 6. Double user fee (from cash vehicles entering dedicated Fastag lane) collected from vehicles are reported separately (count and revenue). These are included in vehicle category wise count and revenue.
 7. Annual FASTag pass w.e.f. 15 August 2025 as per directions of MPEL vide letter no MPEL/DIC/2025/676 dated August 14, 2025.
 8. Annual Pass Toll Revenue receivable (as given in the table above) is not included in the column 'Fee Collected'.
 9. '1.25' times User Fee via UPI for vehicles without a valid FASTag w.e.f. 15 November 2025 as per directions of MPEL vide letter no MPEL/02/DIC/968 dated 10 November 2025.



MONTHLY/DAILY FEE STATEMENT

Project Highway: National Highway NH-48

Day/Month: 04-Feb-2026

Sr. No.	Name of Toll Plaza Location	Chainage
National Highway NH-48 (from Km. 20+400 to 131+200)		
1	Somatne Phata	30+050

Type of Vehicle	For corresponding day/month of previous year 4-Feb-2025		For preceding day/month 3-Feb-2026		For the day/month reported upon 4-Feb-2026		
	No. of Vehicles	Fee collected (in Rs.)	No. of Vehicles	Fee collected (in Rs.)	Fee per Vehicle (in Rs.)	No. of Vehicles	Fee collected (in Rs.)
1	2	3	4	5	6	7	8
A-Car (Note-7)	10983	722960	10656	640319	Note-1	12656	726750
B-LCV	935	95672	1162	138170		1198	134334
C- Bus	1379	282999	1499	294840		1722	321723
D-Truck	0	0	0	0		0	0
E-Three-axle vehicle	0	0	0	0		0	0
F-Multi-axle Truck	2209	819132	2361	878147		2390	977427
G-Oversized vehicle	0	0	0	0	0	0	
FASTag Debit Adjustment/ Chargeback Received from Bank (Net) (Note-5)	0	2701	0	766	Note-5	0	0
H- Total	15506	1923463	15678	1952242		17966	2160235

Day/Month wise Opening Balance of Toll Collection & Traffic

Day	4
Month	2
Year	2026
Toll Depositing Bank	State Bank Of India
Bank Account No.	39177623786


Transaction Type	Car/Jeep Count	Total Car/ Jeep Amount (in Rs.)	Bus/Truck Count	Total Bus / Truck Amount (in Rs.)	LCV Count	Total LCV Amount (in Rs.)	MAV (Multi Axle Vehicle Count)	Total MAV (Multi Axle Vehicle) Amount (in Rs.)	Three Axle Count	Three Axle Count Amount (in Rs.)	FASTag Debit Adjustment/ Chargeback Received from Bank (Net)		
1	2	3	4	5	6	7	8	9	10	11	12	13	Note-5
Single Journey	7608	359595	1350	224642	808	69057	2227	792107	0	0	0	0	
Monthly Pass Sales	10	9912	1	4950	7	17399	45	122500	0	0	0	0	
Daily Pass Sales	4300	303310	336	83181	339	42131	110	58471	0	0	0	0	
Local Pass Sales	0	0	0	0	0	0	0	0	0	0	0	0	
Return Pass Sales	0	0	0	0	0	0	0	0	0	0	0	0	
Double User Fee (FASTag Lane Violation) (Note-6)	292	27730	14	4620	19	3154	3	2130	0	0	0	0	
1.25 times User Fee via UPI (FASTag Lane Violation) (Note-9)	446	26203	21	4331	25	2594	5	2219	0	0	0	0	

Traffic and Revenue Receivable (Annual Pass - Note 7)		
Transaction Type	Car/Jeep Count	Total Car/ Jeep Amount (in Rs.)
1	2	3
Annual Pass	1922	104371

Total Non-Tollable Traffic Count Entry Details (Note-2)					
Transaction Type	Car/Jeep Count	Bus/Truck Count	LCV Count	MAV (Multi Axle Vehicle Count)	Three Axle Count
1	2	3	4	5	6
Reuse & Exit	5026	790	882	136	0
Exemption & Violation	20400	850	389	1557	0

Notes

1. Fee for Fastag vehicles passing two toll plazas, is collected at two plazas in few cases and therefore section wise traffic details will not be available at one plaza for same.
2. All Non-tollable traffic could not be recorded/reported due to unavailability of adequate Lanes & systems. Non-Tollable count includes Reuse of daily/return/monthly pass, exit trips, exemption and violations.
3. Reporting (FASTag/Cash/Card) - 12:00:00 AM to 11:59:59 PM.
4. FASTag Collection is net of Acquiring Bank Charges
5. FASTag Debit Adjustment/Chargeback Received from Bank (Net)
6. Double user fee (from cash vehicles entering dedicated Fastag lane) collected from vehicles are reported separately (count and revenue). These are included in vehicle category wise count and revenue.
7. Annual FASTag pass w.e.f. 15 August 2025 as per directions of MPEL vide letter no MPEL/DIC/2025/676 dated August 14, 2025.
8. Annual Pass Toll Revenue receivable (as given in the table above) is not included in the column 'Fee Collected'.
9. '1.25' times User Fee via UPI for vehicles without a valid FASTag w.e.f. 15 November 2025 as per directions of MPEL vide letter no MPEL/02/DIC/968 dated 10 November 2025.



MONTHLY/DAILY FEE STATEMENT

Project Highway: National Highway NH-48

Day/Month: 05-Feb-2026

Sr. No.	Name of Toll Plaza Location	Chainage
National Highway NH-48 (from Km. 20+400 to 131+200)		
1	Somatne Phata	30+050

Type of Vehicle	For corresponding day/month of previous year 5-Feb-2025		For preceding day/month 4-Feb-2026		For the day/month reported upon 5-Feb-2026		
	No. of Vehicles	Fee collected (in Rs.)	No. of Vehicles	Fee collected (in Rs.)	Fee per Vehicle (in Rs.)	No. of Vehicles	Fee collected (in Rs.)
1	2	3	4	5	6	7	8
A-Car (Note-7)	10853	652571	12656	726750	Note-1	11894	672301
B-LCV	995	99276	1198	134334		1103	111296
C- Bus	1451	276821	1722	321723		1439	267854
D-Truck	0	0	0	0		0	0
E-Three-axle vehicle	0	0	0	0		0	0
F-Multi-axle Truck	2281	844976	2390	977427		2305	846951
G-Oversized vehicle	0	0	0	0		0	0
FASTag Debit Adjustment/ Chargeback Received from Bank (Net) (Note-5)	0	297	0	0	Note-5	0	2321
H- Total	15580	1873941	17966	2160235		16741	1900723

Day/Month wise Opening Balance of Toll Collection & Traffic

Day	5
Month	2
Year	2026
Toll Depositing Bank	State Bank Of India
Bank Account No.	39177623786

Transaction Type	Car/Jeep Count	Total Car/ Jeep Amount (in Rs.)	Bus/Truck Count	Total Bus / Truck Amount (in Rs.)	LCV Count	Total LCV Amount (in Rs.)	MAV (Multi Axle Vehicle Count)	Total MAV (Multi Axle Vehicle) Amount (in Rs.)	Three Axle Count	Three Axle Count Amount (in Rs.)	FASTag Debit Adjustment/ Chargeback Received from Bank (Net)		
1	2	3	4	5	6	7	8	9	10	11	12	13	Note-5
Single Journey	7337	344384	1082	179726	724	61217	2157	767474	0	0	0	2321	
Monthly Pass Sales	4	4582	0	0	1	2486	0	0	0	0	0	0	
Daily Pass Sales	3782	268562	315	78227	348	43920	142	76016	0	0	0	0	
Local Pass Sales	0	0	0	0	0	0	0	0	0	0	0	0	
Return Pass Sales	0	0	0	0	0	0	0	0	0	0	0	0	
Double User Fee (FASTag Lane Violation) (Note-6)	260	24752	10	3300	9	1494	3	2130	0	0	0	0	
1.25 times User Fee via UPI (FASTag Lane Violation) (Note-9)	511	30021	32	6600	21	2179	3	1331	0	0	0	0	

Traffic and Revenue Receivable (Annual Pass - Note 7)		
Transaction Type	Car/Jeep Count	Total Car/ Jeep Amount (in Rs.)
1	2	3
Annual Pass	1717	93625

Total Non-Tollable Traffic Count Entry Details (Note-2)					
Transaction Type	Car/Jeep Count	Bus/Truck Count	LCV Count	MAV (Multi Axle Vehicle Count)	Three Axle Count
1	2	3	4	5	6
Reuse & Exit	4525	770	920	163	0
Exemption & Violation	20231	761	379	1571	0

Notes

1. Fee for Fastag vehicles passing two toll plazas, is collected at two plazas in few cases and therefore section wise traffic details will not be available at one plaza for same.
2. All Non-tollable traffic could not be recorded/reported due to unavailability of adequate Lanes & systems. Non-Tollable count includes Reuse of daily/return/monthly pass, exit trips, exemption and violations.
3. Reporting (FASTag/Cash/Card) - 12:00:00 AM to 11:59:59 PM.
4. FASTag Collection is net of Acquiring Bank Charges
5. FASTag Debit Adjustment/Chargeback Received from Bank (Net)
6. Double user fee (from cash vehicles entering dedicated Fastag lane) collected from vehicles are reported separately (count and revenue). These are included in vehicle category wise count and revenue.
7. Annual FASTag pass w.e.f. 15 August 2025 as per directions of MPEL vide letter no MPEL/DIC/2025/676 dated August 14, 2025.
8. Annual Pass Toll Revenue receivable (as given in the table above) is not included in the column 'Fee Collected'.
9. '1.25' times User Fee via UPI for vehicles without a valid FASTag w.e.f. 15 November 2025 as per directions of MPEL vide letter no MPEL/02/DIC/968 dated 10 November 2025.



MONTHLY/DAILY FEE STATEMENT

Project Highway: National Highway NH-48

Day/Month: 06-Feb-2026

Sr. No.	Name of Toll Plaza Location	Chainage
National Highway NH-48 (from Km. 20+400 to 131+200)		
1	Somatne Phata	30+050

Type of Vehicle	For corresponding day/month of previous year 6-Feb-2025		For preceding day/month 5-Feb-2026		For the day/month reported upon 6-Feb-2026		
	No. of Vehicles	Fee collected (in Rs.)	No. of Vehicles	Fee collected (in Rs.)	Fee per Vehicle (in Rs.)	No. of Vehicles	Fee collected (in Rs.)
1	2	3	4	5	6	7	8
A-Car (Note-7)	11129	655191	11894	672301	Note-1	11927	678438
B-LCV	959	100702	1103	111296		1156	118435
C- Bus	1432	270978	1439	267854		1556	298373
D-Truck	0	0	0	0		0	0
E-Three-axle vehicle	0	0	0	0		0	0
F-Multi-axle Truck	2310	856626	2305	846951		2540	942830
G-Oversized vehicle	0	0	0	0		0	0
FASTag Debit Adjustment/ Chargeback Received from Bank (Net) (Note-5)	0	791	0	2321	Note-5	0	546
H- Total	15830	1884289	16741	1900723		17179	2038623

Day/Month wise Opening Balance of Toll Collection & Traffic

Day	6
Month	2
Year	2026
Toll Depositing Bank	State Bank Of India
Bank Account No.	39177623786

Transaction Type	Car/Jeep Count	Total Car/ Jeep Amount (in Rs.)	Bus/Truck Count	Total Bus / Truck Amount (in Rs.)	LCV Count	Total LCV Amount (in Rs.)	MAV (Multi Axle Vehicle Count)	Total MAV (Multi Axle Vehicle) Amount (in Rs.)	Three Axle Count	Three Axle Count Amount (in Rs.)	FASTag Debit Adjustment/ Chargeback Received from Bank (Net)
1	2	3	4	5	8	9	10	11	12	13	Note-5
Single Journey	7248	343605	1127	188141	731	62789	2336	828066	0	0	546
Monthly Pass Sales	3	1437	1	4941	1	2486	1	5331	0	0	0
Daily Pass Sales	3916	278711	383	95143	388	48430	192	104019	0	0	0
Local Pass Sales	0	0	0	0	0	0	0	0	0	0	0
Return Pass Sales	0	0	0	0	0	0	0	0	0	0	0
Double User Fee (FASTag Lane Violation) (Note-6)	275	26132	7	2310	16	2656	2	1420	0	0	0
1.25 times User Fee via UPI (FASTag Lane Violation) (Note-9)	485	28553	38	7838	20	2075	9	3994	0	0	0

Traffic and Revenue Receivable (Annual Pass - Note 7)		
Transaction Type	Car/Jeep Count	Total Car/ Jeep Amount (in Rs.)
1	2	3
Annual Pass	1692	91599

Total Non-Tollable Traffic Count Entry Details (Note-2)					
Transaction Type	Car/Jeep Count	Bus/Truck Count	LCV Count	MAV (Multi Axle Vehicle Count)	Three Axle Count
1	2	3	5	6	7
Reuse & Exit	4666	821	941	228	0
Exemption & Violation	21273	705	359	1263	0

Notes

1. Fee for Fastag vehicles passing two toll plazas, is collected at two plazas in few cases and therefore section wise traffic details will not be available at one plaza for same.
2. All Non-tollable traffic could not be recorded/reported due to unavailability of adequate Lanes & systems. Non-Tollable count includes Reuse of daily/return/monthly pass, exit trips, exemption and violations.
3. Reporting (FASTag/Cash/Card) - 12:00:00 AM to 11:59:59 PM.
4. FASTag Collection is net of Acquiring Bank Charges
5. FASTag Debit Adjustment/Chargeback Received from Bank (Net)
6. Double user fee (from cash vehicles entering dedicated Fastag lane) collected from vehicles are reported separately (count and revenue). These are included in vehicle category wise count and revenue.
7. Annual FASTag pass w.e.f. 15 August 2025 as per directions of MPEL vide letter no MPEL/DIC/2025/676 dated August 14, 2025.
8. Annual Pass Toll Revenue receivable (as given in the table above) is not included in the column 'Fee Collected'.
9. '1.25' times User Fee via UPI for vehicles without a valid FASTag w.e.f. 15 November 2025 as per directions of MPEL vide letter no MPEL/02/DIC/968 dated 10 November 2025.



MONTHLY/DAILY FEE STATEMENT

Project Highway: National Highway NH-48

Day/Month: 07-Feb-2026

Sr. No.	Name of Toll Plaza Location	Chainage
National Highway NH-48 (from Km. 20+400 to 131+200)		
1	Somatne Phata	30+050

Type of Vehicle	For corresponding day/month of previous year 7-Feb-2025		For preceding day/month 6-Feb-2026		For the day/month reported upon 7-Feb-2026		
	No. of Vehicles	Fee collected (in Rs.)	No. of Vehicles	Fee collected (in Rs.)	Fee per Vehicle (in Rs.)	No. of Vehicles	Fee collected (in Rs.)
	1	2	3	4	5	6	7
A-Car (Note-7)	12682	738511	11927	678438	Note-1	13833	788185
B-LCV	1032	105373	1156	118435		1066	108265
C- Bus	1526	379339	1556	298373		1362	275250
D-Truck	0	0	0	0		0	0
E-Three-axle vehicle	0	0	0	0		0	0
F-Multi-axle Truck	2177	810312	2540	942830		2476	903781
G-Oversized vehicle	0	0	0	0		0	0
FASTag Debit Adjustment/ Chargeback Received from Bank (Net) (Note-5)	0	-94	0	546	Note-5	0	1449
H- Total	17417	2033441	17179	2038623		18737	2076931

Day/Month wise Opening Balance of Toll Collection & Traffic

Day	7
Month	2
Year	2026
Toll Depositing Bank	State Bank Of India
Bank Account No.	39177623786


Transaction Type	Car/Jeep Count	Total Car/ Jeep Amount (in Rs.)	Bus/Truck Count	Total Bus / Truck Amount (in Rs.)	LCV Count	Total LCV Amount (in Rs.)	MAV (Multi Axle Vehicle Count)	Total MAV (Multi Axle Vehicle) Amount (in Rs.)	Three Axle Count	Three Axle Count Amount (in Rs.)	FASTag Debit Adjustment/ Chargeback Received from Bank (Net)		
1	2	3	4	5	6	7	8	9	10	11	12	13	Note-5
Single Journey	8594	410368	1011	168640	700	59429	2174	771544	0	0	0	1449	
Monthly Pass Sales	3	2845	4	19765	1	2486	117	33000	0	0	0	0	
Daily Pass Sales	4308	307174	329	82266	325	40894	179	96574	0	0	0	0	
Local Pass Sales	0	0	0	0	0	0	0	0	0	0	0	0	
Return Pass Sales	0	0	0	0	0	0	0	0	0	0	0	0	
Double User Fee (FASTag Lane Violation) (Note-6)	367	34780	7	2310	21	3486	0	0	0	0	0	0	
1.25 times User Fee via UPI (FASTag Lane Violation) (Note-9)	561	33018	11	2269	19	1971	6	2663	0	0	0	0	

Traffic and Revenue Receivable (Annual Pass - Note 7)		
Transaction Type	Car/Jeep Count	Total Car/ Jeep Amount (in Rs.)
1	2	3
Annual Pass	2038	110954

Total Non-Tollable Traffic Count Entry Details (Note-2)					
Transaction Type	Car/Jeep Count	Bus/Truck Count	LCV Count	MAV (Multi Axle Vehicle Count)	Three Axle Count
1	2	3	4	5	6
Reuse & Exit	4976	716	722	211	0
Exemption & Violation	21495	640	313	1077	0

Notes

1. Fee for Fastag vehicles passing two toll plazas, is collected at two plazas in few cases and therefore section wise traffic details will not be available at one plaza for same.
2. All Non-tollable traffic could not be recorded/reported due to unavailability of adequate Lanes & systems. Non-Tollable count includes Reuse of daily/return/monthly pass, exit trips, exemption and violations.
3. Reporting (FASTag/Cash/Card) - 12:00:00 AM to 11:59:59 PM.
4. Fastag Collection is net of Acquiring Bank Charges
5. FASTag Debit Adjustment/Chargeback Received from Bank (Net)
6. Double user fee (from cash vehicles entering dedicated Fastag lane) collected from vehicles are reported separately (count and revenue). These are included in vehicle category wise count and revenue.
7. Annual FASTag pass w.e.f. 15 August 2025 as per directions of MPEL vide letter no MPEL/DIC/2025/676 dated August 14, 2025.
8. Annual Pass Toll Revenue receivable (as given in the table above) is not included in the column 'Fee Collected'.
9. '1.25' times User Fee via UPI for vehicles without a valid FASTag w.e.f. 15 November 2025 as per directions of MPEL vide letter no MPEL/02/DIC/968 dated 10 November 2025.



MONTHLY/DAILY FEE STATEMENT

Project Highway: National Highway NH-48

Day/Month: 01-Feb-2026

Sr. No.	Name of Toll Plaza Location	Chainage
1	National Highway NH-48 (from Km. 20+400 to 131+200) Varsoli	60+050

Type of Vehicle	For corresponding day/month of previous year 1-Feb-2025		For preceding day/month 31-Jan-2026		For the day/month reported upon 1-Feb-2026		
	No. of Vehicles	Fee collected (in lakh Rs.)	No. of Vehicles	Fee collected (in lakh Rs.)	Fee per Vehicle (in Rs.)	No. of Vehicles	Fee collected (in lakh Rs.)
1	2	3	4	5	6	7	8
A-Car (Note-7)	9113	537309	9510	534060	Note-1	10529	600776
B-LCV	1221	120396	1411	139663		1089	102601
C-Bus	1511	285224	1593	299883		1300	238313
D-Truck	0	0	0	0		0	0
E-Three-axle vehicle	0	0	0	0		0	0
F-Multi-axle Truck	3341	1258363	3679	1381079		2964	1095821
G-Oversized vehicle	0	0	0	0		0	0
FASTag Debit Adjustment/ Chargeback Received from Bank (Net) (Note-5)	0	371	0	2157	Note-5	0	0
H- Total	15186	2201663	16193	2356842		15882	2037511

Day/Month wise Opening Balance of Toll Collection & Traffic

Day	1										
Month	2										
Year	2026										
Toll Depositing Bank	State Bank Of India										
Bank Account No.	39177623786										
Transaction Type	Car/Jeep Count	Total Car/ Jeep Amount (in Rs.)	Bus/Truck Count	Total Bus / Truck Amount (in Rs.)	LCV Count	Total LCV Amount (in Rs.)	MAV (Multi Axle Vehicle Count)	Total MAV (Multi Axle Vehicle) Amount (in Rs.)	Three Axle Count	Three Axle Count Amount (in Rs.)	FASTag Debit Adjustment/ Chargeback Received from Bank (Net) Note-5
1	2	3	4	5	8	9	10	11	12	13	
Single Journey	6271	295952	1023	169286	811	67837	2705	958575	0	0	0
Monthly Pass Sales	1	719	0	0	0	0	0	0	0	0	0
Daily Pass Sales	3278	230915	249	61806	257	32149	246	130941	0	0	0
Local Pass Sales	0	0	0	0	0	0	0	0	0	0	0
Return Pass Sales	0	0	0	0	0	0	0	0	0	0	0
Double User Fee (FASTag Lane Violation) (Note-6)	438	41172	9	3302	7	1162	6	3198	0	0	0
1.25 times User Fee via UPI (FASTag Lane Violation) (Note-9)	541	32019	19	3919	14	1453	7	3106	0	0	0

Traffic and Revenue Receivable (Annual Pass - Note 7)		
Transaction Type	Car/Jeep Count	Total Car/ Jeep Amount (in Rs.)
1	2	3
Annual Pass	1018	55131

Total Non-Tollable Traffic Count Entry Details (Note-2)						
Transaction Type	Car/Jeep Count	Bus/Truck Count	LCV Count	MAV (Multi Axle Vehicle Count)	Three Axle Count	
1	2	3	5	6	7	
Reuse & Exit	3494	269	274	259		0
Exemption & Violation	6474	244	97	126		0



Notes

1. Fee for Fastag vehicles passing two toll plazas, is collected at two plazas in few cases and therefore section wise traffic details will not be available at one plaza for same.
2. All Non-tollable traffic could not be recorded/reported due to unavailability of adequate Lanes & systems. Non-Tollable count includes Reuse of daily/return/monthly pass, exit trips, exemption and violations.
3. Reporting (FASTag/Cash/Card) - 12:00:00 AM to 11:59:59 PM.
4. Fastag Collection is net of Acquiring Bank Charges
5. FASTag Debit Adjustment/Chargeback Received from Bank (Net)
6. Double user fee (from cash vehicles entering dedicated Fastag lane) collected from vehicles are reported separately (count and revenue). These are included in vehicle category wise count and revenue.
7. Annual FASTag pass w.e.f. 15 August 2025 as per directions of MPEL vide letter no MPEL/DIC/2025/676 dated August 14, 2025.
8. Annual Pass Toll Revenue receivable (as given in the table above) is not included in the column 'Fee Collected'.
9. '1.25' times User Fee via UPI for vehicles without a valid FASTag w.e.f. 15 November 2025 as per directions of MPEL vide letter no MPEL/02/DIC/968 dated 10 November 2025.

MONTHLY/DAILY FEE STATEMENT

Project Highway: National Highway NH-48

Day/Month: 02-Feb-2026

Sr. No.	Name of Toll Plaza Location	Chainage
1	National Highway NH-48 (from Km. 20+400 to 131+200) Varsoli	60+050

Type of Vehicle	For corresponding day/month of previous year 2-Feb-2025		For preceding day/month 1-Feb-2026		For the day/month reported upon 2-Feb-2026		
	No. of Vehicles	Fee collected (in lakh Rs.)	No. of Vehicles	Fee collected (in lakh Rs.)	Fee per Vehicle (in Rs.)	No. of Vehicles	Fee collected (in lakh Rs.)
1	2	3	4	5	6	7	8
A-Car (Note-7)	9855	585975	10529	600776	Note-1	6802	391028
B-LCV	858	83180	1089	102601		1116	118632
C-Bus	1125	206992	1300	238313		1219	229665
D-Truck	0	0	0	0		0	0
E-Three-axle vehicle	0	0	0	0		0	0
F-Multi-axle Truck	2661	982422	2964	1095821		2890	1104725
G-Oversized vehicle	0	0	0	0		0	0
FASTag Debit Adjustment/ Chargeback Received from Bank (Net) (Note-5)	0	0	0	0	Note-5	0	1697
H- Total	14499	1858568	15882	2037511		12027	1845748

Day/Month wise Opening Balance of Toll Collection & Traffic

Day	2
Month	2
Year	2026
Toll Depositing Bank	State Bank Of India
Bank Account No.	39177623786

Transaction Type	Car/Jeep Count	Total Car/ Jeep Amount (in Rs.)	Bus/Truck Count	Total Bus / Truck Amount (in Rs.)	LCV Count	Total LCV Amount (in Rs.)	MAV (Multi Axle Vehicle Count)	Total MAV (Multi Axle Vehicle) Amount (in Rs.)	Three Axle Count	Three Axle Count Amount (in Rs.)	FASTag Debit Adjustment/ Chargeback Received from Bank (Net)
1	2	3	4	5	8	9	10	11	12	13	Note-5
Single Journey	4208	204374	930	155551	754	65154	2487	890947	0	0	1697
Monthly Pass Sales	1	1408	1	2490	1	8295	0	0	0	0	0
Daily Pass Sales	2070	146261	277	68984	346	43252	398	211560	0	0	0
Local Pass Sales	0	0	0	0	0	0	0	0	0	0	0
Return Pass Sales	0	0	0	0	0	0	0	0	0	0	0
Double User Fee (FASTag Lane Violation) (Note-6)	219	20774	3	990	6	996	0	0	0	0	0
1.25 times User Fee via UPI (FASTag Lane Violation) (Note-9)	304	18213	8	1650	9	934	5	2219	0	0	0

Traffic and Revenue Receivable (Annual Pass - Note 7)		
Transaction Type	Car/Jeep Count	Total Car/ Jeep Amount (in Rs.)
1	2	3
Annual Pass	663	35777

Total Non-Tollable Traffic Count Entry Details (Note-2)						
Transaction Type	Car/Jeep Count	Bus/Truck Count	LCV Count	MAV (Multi Axle Vehicle Count)	Three Axle Count	
1	2	3	5	6	7	
Reuse & Exit	2303	315	373	408		0
Exemption & Violation	8123	245	160	241		0



Notes

1. Fee for Fastag vehicles passing two toll plazas, is collected at two plazas in few cases and therefore section wise traffic details will not be available at one plaza for same.
2. All Non-tollable traffic could not be recorded/reported due to unavailability of adequate Lanes & systems. Non-Tollable count includes Reuse of daily/return/monthly pass, exit trips, exemption and violations.
3. Reporting (FASTag/Cash/Card) - 12:00:00 AM to 11:59:59 PM.
4. Fastag Collection is net of Acquiring Bank Charges
5. FASTag Debit Adjustment/Chargeback Received from Bank (Net)
6. Double user fee (from cash vehicles entering dedicated Fastag lane) collected from vehicles are reported separately (count and revenue). These are included in vehicle category wise count and revenue.
7. Annual FASTag pass w.e.f. 15 August 2025 as per directions of MPEL vide letter no MPEL/DIC/2025/676 dated August 14, 2025.
8. Annual Pass Toll Revenue receivable (as given in the table above) is not included in the column 'Fee Collected'.
9. '1.25' times User Fee via UPI for vehicles without a valid FASTag w.e.f. 15 November 2025 as per directions of MPEL vide letter no MPEL/02/DIC/968 dated 10 November 2025.

MONTHLY/DAILY FEE STATEMENT

Project Highway: National Highway NH-48

Day/Month: 03-Feb-2026

Sr. No.	Name of Toll Plaza Location	Chainage
1	National Highway NH-48 (from Km. 20+400 to 131+200) Varsoli	60+050

Type of Vehicle	For corresponding day/month of previous year 3-Feb-2025		For preceding day/month 2-Feb-2026		For the day/month reported upon 3-Feb-2026		
	No. of Vehicles	Fee collected (in lakh Rs.)	No. of Vehicles	Fee collected (in lakh Rs.)	Fee per Vehicle (in Rs.)	No. of Vehicles	Fee collected (in lakh Rs.)
1	2	3	4	5	6	7	8
A-Car (Note-7)	7149	413845	6802	391028	Note-1	6863	392806
B-LCV	956	94713	1116	118632		1322	129760
C-Bus	1175	219378	1219	229665		1388	256443
D-Truck	0	0	0	0		0	0
E-Three-axle vehicle	0	0	0	0		0	0
F-Multi-axle Truck	2805	1063526	2890	1104725		3250	1227290
G-Oversized vehicle	0	0	0	0		0	0
FASTag Debit Adjustment/ Chargeback Received from Bank (Net) (Note-5)	0	0	0	1697	Note-5	0	1364
H- Total	12085	1791462	12027	1845748		12823	2007662

Day/Month wise Opening Balance of Toll Collection & Traffic

Day	3
Month	2
Year	2026
Toll Depositing Bank	State Bank Of India
Bank Account No.	39177623786

Transaction Type	Car/Jeep Count	Total Car/ Jeep Amount (in Rs.)	Bus/Truck Count	Total Bus / Truck Amount (in Rs.)	LCV Count	Total LCV Amount (in Rs.)	MAV (Multi Axle Vehicle Count)	Total MAV (Multi Axle Vehicle) Amount (in Rs.)	Three Axle Count	Three Axle Count Amount (in Rs.)	FASTag Debit Adjustment/ Chargeback Received from Bank (Net) Note-5
1	2	3	4	5	8	9	10	11	12	13	
Single Journey	4046	191547	1069	176852	922	76670	2824	1001461	0	0	1364
Monthly Pass Sales	0	0	0	0	2	3746	0	0	0	0	0
Daily Pass Sales	2249	158454	307	76165	384	47849	420	223254	0	0	0
Local Pass Sales	0	0	0	0	0	0	0	0	0	0	0
Return Pass Sales	0	0	0	0	0	0	0	0	0	0	0
Double User Fee (FASTag Lane Violation) (Note-6)	266	25004	5	1982	2	250	1	356	0	0	0
1.25 times User Fee via UPI (FASTag Lane Violation) (Note-9)	302	17801	7	1444	12	1245	5	2219	0	0	0

Traffic and Revenue Receivable (Annual Pass - Note 7)		
Transaction Type	Car/Jeep Count	Total Car/ Jeep Amount (in Rs.)
1	2	3
Annual Pass	610	32791

Total Non-Tollable Traffic Count Entry Details (Note-2)						
Transaction Type	Car/Jeep Count	Bus/Truck Count	LCV Count	MAV (Multi Axle Vehicle Count)	Three Axle Count	
1	2	3	5	6	7	
Reuse & Exit	2519	341	421	431		0
Exemption & Violation	7850	293	150	241		0



Notes

1. Fee for Fastag vehicles passing two toll plazas, is collected at two plazas in few cases and therefore section wise traffic details will not be available at one plaza for same.
2. All Non-tollable traffic could not be recorded/reported due to unavailability of adequate Lanes & systems. Non-Tollable count includes Reuse of daily/return/monthly pass, exit trips, exemption and violations.
3. Reporting (FASTag/Cash/Card) - 12:00:00 AM to 11:59:59 PM.
4. Fastag Collection is net of Acquiring Bank Charges
5. FASTag Debit Adjustment/Chargeback Received from Bank (Net)
6. Double user fee (from cash vehicles entering dedicated Fastag lane) collected from vehicles are reported separately (count and revenue). These are included in vehicle category wise count and revenue.
7. Annual FASTag pass w.e.f. 15 August 2025 as per directions of MPEL vide letter no MPEL/DIC/2025/676 dated August 14, 2025.
8. Annual Pass Toll Revenue receivable (as given in the table above) is not included in the column 'Fee Collected'.
9. '1.25' times User Fee via UPI for vehicles without a valid FASTag w.e.f. 15 November 2025 as per directions of MPEL vide letter no MPEL/02/DIC/968 dated 10 November 2025.

MONTHLY/DAILY FEE STATEMENT

Project Highway: National Highway NH-48

Day/Month: 04-Feb-2026

Sr. No.	Name of Toll Plaza Location	Chainage
1	National Highway NH-48 (from Km. 20+400 to 131+200) Varsoli	60+050

Type of Vehicle	For corresponding day/month of previous year 4-Feb-2025		For preceding day/month 3-Feb-2026		For the day/month reported upon 4-Feb-2026		
	No. of Vehicles	Fee collected (in lakh Rs.)	No. of Vehicles	Fee collected (in lakh Rs.)	Fee per Vehicle (in Rs.)	No. of Vehicles	Fee collected (in lakh Rs.)
1	2	3	4	5	6	7	8
A-Car (Note-7)	6805	405439	6863	392806	Note-1	4893	252643
B-LCV	1224	120921	1322	129760		957	82421
C-Bus	1376	257339	1388	256443		1131	192134
D-Truck	0	0	0	0		0	0
E-Three-axle vehicle	0	0	0	0		0	0
F-Multi-axle Truck	3378	1282882	3250	1227290		2482	882909
G-Oversized vehicle	0	0	0	0		0	0
FASTag Debit Adjustment/ Chargeback Received from Bank (Net) (Note-5)	0	2110	0	1364	Note-5	0	0
H- Total	12783	2068691	12823	2007662		9463	1410108

Day/Month wise Opening Balance of Toll Collection & Traffic

Day	4										
Month	2										
Year	2026										
Toll Depositing Bank	State Bank Of India										
Bank Account No.	39177623786										
Transaction Type	Car/Jeep Count	Total Car/ Jeep Amount (in Rs.)	Bus/Truck Count	Total Bus / Truck Amount (in Rs.)	LCV Count	Total LCV Amount (in Rs.)	MAV (Multi Axle Vehicle Count)	Total MAV (Multi Axle Vehicle) Amount (in Rs.)	Three Axle Count	Three Axle Count Amount (in Rs.)	FASTag Debit Adjustment/ Chargeback Received from Bank (Net) Note-5
1	2	3	4	5	8	9	10	11	12	13	
Single Journey	4112	195572	1072	177611	895	74713	2464	874480	0	0	0
Monthly Pass Sales	0	0	0	0	0	0	0	0	0	0	0
Daily Pass Sales	551	38799	51	12626	51	6338	8	4252	0	0	0
Local Pass Sales	0	0	0	0	0	0	0	0	0	0	0
Return Pass Sales	0	0	0	0	0	0	0	0	0	0	0
Double User Fee (FASTag Lane Violation) (Note-6)	129	12220	2	660	5	748	7	2846	0	0	0
1.25 times User Fee via UPI (FASTag Lane Violation) (Note-9)	101	6051	6	1238	6	623	3	1331	0	0	0

Traffic and Revenue Receivable (Annual Pass - Note 7)		
Transaction Type	Car/Jeep Count	Total Car/ Jeep Amount (in Rs.)
1	2	3
Annual Pass	341	18856

Total Non-Tollable Traffic Count Entry Details (Note-2)						
Transaction Type	Car/Jeep Count	Bus/Truck Count	LCV Count	MAV (Multi Axle Vehicle Count)	Three Axle Count	
1	2	3	5	6	7	
Reuse & Exit	587	61	57	10		0
Exemption & Violation	1732	54	30	52		0

Notes

1. Fee for Fastag vehicles passing two toll plazas, is collected at two plazas in few cases and therefore section wise traffic details will not be available at one plaza for same.
2. All Non-tollable traffic could not be recorded/reported due to unavailability of adequate Lanes & systems. Non-Tollable count includes Reuse of daily/return/monthly pass, exit trips, exemption and violations.
3. Reporting (FASTag/Cash/Card) - 12:00:00 AM to 11:59:59 PM.
4. Fastag Collection is net of Acquiring Bank Charges
5. FASTag Debit Adjustment/Chargeback Received from Bank (Net)
6. Double user fee (from cash vehicles entering dedicated Fastag lane) collected from vehicles are reported separately (count and revenue). These are included in vehicle category wise count and revenue.
7. Annual FASTag pass w.e.f. 15 August 2025 as per directions of MPEL vide letter no MPEL/DIC/2025/676 dated August 14, 2025.
8. Annual Pass Toll Revenue receivable (as given in the table above) is not included in the column 'Fee Collected'.
9. '1.25' times User Fee via UPI for vehicles without a valid FASTag w.e.f. 15 November 2025 as per directions of MPEL vide letter no MPEL/02/DIC/968 dated 10 November 2025.



MONTHLY/DAILY FEE STATEMENT

Project Highway: National Highway NH-48

Day/Month: 05-Feb-2026

Sr. No.	Name of Toll Plaza Location	Chainage
1	National Highway NH-48 (from Km. 20+400 to 131+200) Varsoli	60+050

Type of Vehicle	For corresponding day/month of previous year 5-Feb-2025		For preceding day/month 4-Feb-2026		For the day/month reported upon 5-Feb-2026		
	No. of Vehicles	Fee collected (in lakh Rs.)	No. of Vehicles	Fee collected (in lakh Rs.)	Fee per Vehicle (in Rs.)	No. of Vehicles	Fee collected (in lakh Rs.)
1	2	3	4	5	6	7	8
A-Car (Note-7)	6668	398447	4893	252643	Note-1	7284	395279
B-LCV	1240	121063	957	82421		1568	145409
C-Bus	1495	280716	1131	192134		1668	299252
D-Truck	0	0	0	0		0	0
E-Three-axle vehicle	0	0	0	0		0	0
F-Multi-axle Truck	3518	1341586	2482	882909		3991	1479728
G-Oversized vehicle	0	0	0	0		0	0
FASTag Debit Adjustment/ Chargeback Received from Bank (Net) (Note-5)	0	219	0	0	Note-5	0	1818
H- Total	12921	2142031	9463	1410108		14511	2321486

Day/Month wise Opening Balance of Toll Collection & Traffic

Day	5										
Month	2										
Year	2026										
Toll Depositing Bank	State Bank Of India										
Bank Account No.	39177623786										
Transaction Type	Car/Jeep Count	Total Car/ Jeep Amount (in Rs.)	Bus/Truck Count	Total Bus / Truck Amount (in Rs.)	LCV Count	Total LCV Amount (in Rs.)	MAV (Multi Axle Vehicle Count)	Total MAV (Multi Axle Vehicle) Amount (in Rs.)	Three Axle Count	Three Axle Count Amount (in Rs.)	FASTag Debit Adjustment/ Chargeback Received from Bank (Net)
1	2	3	4	5	8	9	10	11	12	13	Note-5
Single Journey	5173	244632	1433	236415	1211	100866	3620	1283304	0	0	1818
Monthly Pass Sales	0	0	1	4950	0	0	0	0	0	0	0
Daily Pass Sales	1633	115237	215	53389	334	41803	357	189766	0	0	0
Local Pass Sales	0	0	0	0	0	0	0	0	0	0	0
Return Pass Sales	0	0	0	0	0	0	0	0	0	0	0
Double User Fee (FASTag Lane Violation) (Note-6)	204	19176	2	992	7	1080	3	1776	0	0	0
1.25 times User Fee via UPI (FASTag Lane Violation) (Note-9)	274	16234	17	3506	16	1660	11	4881	0	0	0

Traffic and Revenue Receivable (Annual Pass - Note 7)		
Transaction Type	Car/Jeep Count	Total Car/ Jeep Amount (in Rs.)
1	2	3
Annual Pass	512	27980

Total Non-Tollable Traffic Count Entry Details (Note-2)						
Transaction Type	Car/Jeep Count	Bus/Truck Count	LCV Count	MAV (Multi Axle Vehicle Count)	Three Axle Count	
1	2	3	5	6	7	
Reuse & Exit	1770	236	372	369		0
Exemption & Violation	6261	215	100	176		0



Notes

1. Fee for Fastag vehicles passing two toll plazas, is collected at two plazas in few cases and therefore section wise traffic details will not be available at one plaza for same.
2. All Non-tollable traffic could not be recorded/reported due to unavailability of adequate Lanes & systems. Non-Tollable count includes Reuse of daily/return/monthly pass, exit trips, exemption and violations.
3. Reporting (FASTag/Cash/Card) - 12:00:00 AM to 11:59:59 PM.
4. FASTag Collection is net of Acquiring Bank Charges
5. FASTag Debit Adjustment/Chargeback Received from Bank (Net)
6. Double user fee (from cash vehicles entering dedicated Fastag lane) collected from vehicles are reported separately (count and revenue). These are included in vehicle category wise count and revenue.
7. Annual FASTag pass w.e.f. 15 August 2025 as per directions of MPEL vide letter no MPEL/DIC/2025/676 dated August 14, 2025.
8. Annual Pass Toll Revenue receivable (as given in the table above) is not included in the column 'Fee Collected'.
9. '1.25' times User Fee via UPI for vehicles without a valid FASTag w.e.f. 15 November 2025 as per directions of MPEL vide letter no MPEL/02/DIC/968 dated 10 November 2025.

MONTHLY/DAILY FEE STATEMENT

Project Highway: National Highway NH-48

Day/Month: 06-Feb-2026

Sr. No.	Name of Toll Plaza Location	Chainage
1	National Highway NH-48 (from Km. 20+400 to 131+200) Varsoli	60+050

Type of Vehicle	For corresponding day/month of previous year 6-Feb-2025		For preceding day/month 5-Feb-2026		For the day/month reported upon 6-Feb-2026		
	No. of Vehicles	Fee collected (in lakh Rs.)	No. of Vehicles	Fee collected (in lakh Rs.)	Fee per Vehicle (in Rs.)	No. of Vehicles	Fee collected (in lakh Rs.)
1	2	3	4	5	6	7	8
A-Car (Note-7)	6571	390709	7284	395279	Note-1	8369	477069
B-LCV	1235	120037	1568	145409		1375	133159
C-Bus	1454	269145	1668	299252		1518	282312
D-Truck	0	0	0	0		0	0
E-Three-axle vehicle	0	0	0	0		0	0
F-Multi-axle Truck	3645	1387950	3991	1479728		3533	1344128
G-Oversized vehicle	0	0	0	0		0	0
FASTag Debit Adjustment/ Chargeback Received from Bank (Net) (Note-5)	0	931	0	1818	Note-5	0	1642
H- Total	12905	2168772	14511	2321486		14795	2238311

Day/Month wise Opening Balance of Toll Collection & Traffic

Day	6										
Month	2										
Year	2026										
Toll Depositing Bank	State Bank Of India										
Bank Account No.	39177623786										
Transaction Type	Car/Jeep Count	Total Car/ Jeep Amount (in Rs.)	Bus/Truck Count	Total Bus / Truck Amount (in Rs.)	LCV Count	Total LCV Amount (in Rs.)	MAV (Multi Axle Vehicle Count)	Total MAV (Multi Axle Vehicle) Amount (in Rs.)	Three Axle Count	Three Axle Count Amount (in Rs.)	FASTag Debit Adjustment/ Chargeback Received from Bank (Net)
1	2	3	4	5	8	9	10	11	12	13	Note-5
Single Journey	5058	238748	1129	186673	924	77143	3007	1066548	0	0	1642
Monthly Pass Sales	2	2128	0	0	0	0	0	0	0	0	0
Daily Pass Sales	2594	182778	368	91184	422	52572	503	267373	0	0	0
Local Pass Sales	0	0	0	0	0	0	0	0	0	0	0
Return Pass Sales	0	0	0	0	0	0	0	0	0	0	0
Double User Fee (FASTag Lane Violation) (Note-6)	322	30268	1	330	7	1162	0	0	0	0	0
1.25 times User Fee via UPI (FASTag Lane Violation) (Note-9)	393	23148	20	4125	22	2283	23	10206	0	0	0

Traffic and Revenue Receivable (Annual Pass - Note 7)		
Transaction Type	Car/Jeep Count	Total Car/ Jeep Amount (in Rs.)
1	2	3
Annual Pass	714	38819

Total Non-Tollable Traffic Count Entry Details (Note-2)						
Transaction Type	Car/Jeep Count	Bus/Truck Count	LCV Count	MAV (Multi Axle Vehicle Count)	Three Axle Count	
1	2	3	5	6	7	
Reuse & Exit	2820	405	472	520		0
Exemption & Violation	7714	337	162	348		0

Notes

1. Fee for Fastag vehicles passing two toll plazas, is collected at two plazas in few cases and therefore section wise traffic details will not be available at one plaza for same.
2. All Non-tollable traffic could not be recorded/reported due to unavailability of adequate Lanes & systems. Non-Tollable count includes Reuse of daily/return/monthly pass, exit trips, exemption and violations.
3. Reporting (FASTag/Cash/Card) - 12:00:00 AM to 11:59:59 PM.
4. Fastag Collection is net of Acquiring Bank Charges
5. FASTag Debit Adjustment/Chargeback Received from Bank (Net)
6. Double user fee (from cash vehicles entering dedicated Fastag lane) collected from vehicles are reported separately (count and revenue). These are included in vehicle category wise count and revenue.
7. Annual FASTag pass w.e.f. 15 August 2025 as per directions of MPEL vide letter no MPEL/DIC/2025/676 dated August 14, 2025.
8. Annual Pass Toll Revenue receivable (as given in the table above) is not included in the column 'Fee Collected'.
9. '1.25' times User Fee via UPI for vehicles without a valid FASTag w.e.f. 15 November 2025 as per directions of MPEL vide letter no MPEL/02/DIC/968 dated 10 November 2025.



MONTHLY/DAILY FEE STATEMENT

Project Highway: National Highway NH-48

Day/Month: 07-Feb-2026

Sr. No.	Name of Toll Plaza Location	Chainage
1	National Highway NH-48 (from Km. 20+400 to 131+200) Varsoli	60+050

Type of Vehicle	For corresponding day/month of previous year 7-Feb-2025		For preceding day/month 6-Feb-2026		For the day/month reported upon 7-Feb-2026		
	No. of Vehicles	Fee collected (in lakh Rs.)	No. of Vehicles	Fee collected (in lakh Rs.)	Fee per Vehicle (in Rs.)	No. of Vehicles	Fee collected (in lakh Rs.)
1	2	3	4	5	6	7	8
A-Car (Note-7)	7999	469069	8369	477069	Note-1	10507	584062
B-LCV	1237	120086	1375	133159		1294	124106
C-Bus	1449	272340	1518	282312		1371	253866
D-Truck	0	0	0	0		0	0
E-Three-axle vehicle	0	0	0	0		0	0
F-Multi-axle Truck	3642	1398346	3533	1344128		3642	1359795
G-Oversized vehicle	0	0	0	0		0	0
FASTag Debit Adjustment/ Chargeback Received from Bank (Net) (Note-5)	0	0	0	1642	Note-5	0	1098
H- Total	14327	2259841	14795	2238311		16814	2322927

Day/Month wise Opening Balance of Toll Collection & Traffic

Day	7										
Month	2										
Year	2026										
Toll Depositing Bank	State Bank Of India										
Bank Account No.	39177623786										
Transaction Type	Car/Jeep Count	Total Car/ Jeep Amount (in Rs.)	Bus/Truck Count	Total Bus / Truck Amount (in Rs.)	LCV Count	Total LCV Amount (in Rs.)	MAV (Multi Axle Vehicle Count)	Total MAV (Multi Axle Vehicle) Amount (in Rs.)	Three Axle Count	Three Axle Count Amount (in Rs.)	FASTag Debit Adjustment/ Chargeback Received from Bank (Net)
1	2	3	4	5	8	9	10	11	12	13	Note-5
Single Journey	6902	325587	1037	171512	908	75734	3257	1155143	0	0	1098
Monthly Pass Sales	0	0	0	0	0	0	0	0	0	0	0
Daily Pass Sales	2813	198325	317	78477	367	45778	382	203055	0	0	0
Local Pass Sales	0	0	0	0	0	0	0	0	0	0	0
Return Pass Sales	0	0	0	0	0	0	0	0	0	0	0
Double User Fee (FASTag Lane Violation) (Note-6)	369	34968	3	990	10	1660	1	710	0	0	0
1.25 times User Fee via UPI (FASTag Lane Violation) (Note-9)	423	25183	14	2888	9	934	2	888	0	0	0

Traffic and Revenue Receivable (Annual Pass - Note 7)		
Transaction Type	Car/Jeep Count	Total Car/ Jeep Amount (in Rs.)
1	2	3
Annual Pass	971	52532

Total Non-Tollable Traffic Count Entry Details (Note-2)					
Transaction Type	Car/Jeep Count	Bus/Truck Count	LCV Count	MAV (Multi Axle Vehicle Count)	Three Axle Count
1	2	3	5	6	7
Reuse & Exit	3128	357	415	385	0
Exemption & Violation	7718	220	130	188	0

Notes

1. Fee for Fastag vehicles passing two toll plazas, is collected at two plazas in few cases and therefore section wise traffic details will not be available at one plaza for same.
2. All Non-tollable traffic could not be recorded/reported due to unavailability of adequate Lanes & systems. Non-Tollable count includes Reuse of daily/return/monthly pass, exit trips, exemption and violations.
3. Reporting (FASTag/Cash/Card) - 12:00:00 AM to 11:59:59 PM.
4. Fastag Collection is net of Acquiring Bank Charges
5. FASTag Debit Adjustment/Chargeback Received from Bank (Net)
6. Double user fee (from cash vehicles entering dedicated Fastag lane) collected from vehicles are reported separately (count and revenue). These are included in vehicle category wise count and revenue.
7. Annual FASTag pass w.e.f. 15 August 2025 as per directions of MPEL vide letter no MPEL/DIC/2025/676 dated August 14, 2025.
8. Annual Pass Toll Revenue receivable (as given in the table above) is not included in the column 'Fee Collected'.
9. '1.25' times User Fee via UPI for vehicles without a valid FASTag w.e.f. 15 November 2025 as per directions of MPEL vide letter no MPEL/02/DIC/968 dated 10 November 2025.



MONTHLY/DAILY FEE STATEMENT

Project Highway: National Highway NH-48

Day/Month: 01-Feb-2026

Sr. No.	Name of Toll Plaza Location	Chainage
1	National Highway NH-48 (From Km. 20+400 to 131+200) Shedung	103+350

Type of Vehicle	For corresponding day/month of previous year 1-Feb-2025		For preceding day/month 31-Jan-2026		For the day/month reported upon 1-Feb-2026		
	No. of Vehicles	Fee collected (in lakh Rs.)	No. of Vehicles	Fee collected (in lakh Rs.)	Fee per Vehicle (in Rs.)	No. of Vehicles	Fee collected (in lakh Rs.)
1	2	3	4	5	6	7	8
A-Car (Note-7)	14348	893271	15261	873474	Note-1	15219	899580
B-LCV	1213	125778	1397	156981		856	86908
C-Bus	1289	278316	1462	329361		973	193663
D-Truck	0	0	0	0		0	0
E-Three-axle vehicle	0	0	0	0		0	0
F-Multi-axle Truck	1681	675464	1990	911907		1467	590293
G-Oversized vehicle	0	0	0	0		0	0
FASTag Debit Adjustment/ Chargeback Received from Bank (Net) (Note-5)	0	-317	0	25514	Note-5	0	0
H- Total	18531	1972513	20110	2297236		18515	1770444

Day/Month wise Opening Balance of Toll Collection & Traffic

Day	1										
Month	2										
Year	2026										
Toll Depositing Bank	State Bank Of India										
Bank Account No.	39177623786										
Transaction Type	Car/Jeep Count	Total Car/ Jeep Amount (in Rs.)	Bus/Truck Count	Total Bus / Truck Amount (in Rs.)	LCV Count	Total LCV Amount (in Rs.)	MAV (Multi Axle Vehicle Count)	Total MAV (Multi Axle Vehicle) Amount (in Rs.)	Three Axle Count	Three Axle Count Amount (in Rs.)	FASTag Debit Adjustment/ Chargeback Received from Bank (Net)
1	2	3	4	5	8	9	10	11	12	13	Note-5
Single Journey	8474	367741	609	102975	637	53454	1127	410784	0	0	0
Monthly Pass Sales	91	56630	0	0	3	6229	0	0	0	0	0
Daily Pass Sales	4946	349873	331	82025	200	25004	321	170279	0	0	0
Local Pass Sales	0	0	0	0	0	0	0	0	0	0	0
Return Pass Sales	0	0	0	0	0	0	0	0	0	0	0
Double User Fee (FASTag Lane Violation) (Note-6)	709	66646	15	4950	9	1494	3	2130	0	0	0
1.25 times User Fee via UPI (FASTag Lane Violation) (Note-9)	999	58691	18	3713	7	726	16	7100	0	0	0

Traffic and Revenue Receivable (Annual Pass - Note 7)		
Transaction Type	Car/Jeep Count	Total Car/ Jeep Amount (in Rs.)
1	2	3
Annual Pass	1318	73738

Total Non-Tollable Traffic Count Entry Details (Note-2)						
Transaction Type	Car/Jeep Count	Bus/Truck Count	LCV Count	MAV (Multi Axle Vehicle Count)	Three Axle Count	
1	2	3	5	6	7	
Reuse & Exit	5448	545	251	457		0
Exemption & Violation	5247	159	28	67		0

- Notes**
1. Fee for Fastag vehicles passing two toll plazas, is collected at two plazas in few cases and therefore section wise traffic details will not be available at one plaza for same.
 2. All Non-tollable traffic could not be recorded/reported due to unavailability of adequate Lanes & systems. Non-Tollable count includes Reuse of daily/return/monthly pass, exit trips, exemption and violations.
 3. Reporting (FASTag/Cash/Card) - 12:00:00 AM to 11:59:59 PM.
 4. Fastag Collection is net of Acquiring Bank Charges
 5. FASTag Debit Adjustment/Chargeback Received from Bank (Net)
 6. Double user fee (from cash vehicles entering dedicated Fastag lane) collected from vehicles are reported separately (count and revenue). These are included in vehicle category wise count and revenue.
 7. Annual FASTag pass w.e.f. 15 August 2025 as per directions of MPEL vide letter no MPEL/DIC/2025/676 dated August 14, 2025.
 8. Annual Pass Toll Revenue receivable (as given in the table above) is not included in the column 'Fee Collected'.
 9. '1.25' times User Fee via UPI for vehicles without a valid FASTag w.e.f. 15 November 2025 as per directions of MPEL vide letter no MPEL/02/DIC/968 dated 10 November 2025.



MONTHLY/DAILY FEE STATEMENT

Project Highway: National Highway NH-48

Day/Month: 02-Feb-2026

Sr. No.	Name of Toll Plaza Location	Chainage
1	Shedung National Highway NH-48 (From Km. 20+400 to 131+200)	103+350

Type of Vehicle	For corresponding day/month of previous year 2-Feb-2025		For preceding day/month 1-Feb-2026		For the day/month reported upon 2-Feb-2026		
	No. of Vehicles	Fee collected (in lakh Rs.)	No. of Vehicles	Fee collected (in lakh Rs.)	Fee per Vehicle (in Rs.)	No. of Vehicles	Fee collected (in lakh Rs.)
1	2	3	4	5	6	7	8
A-Car (Note-7)	13976	836403	15219	899580	Note-1	11575	695076
B-LCV	717	71056	856	86908		1060	108299
C-Bus	807	166972	973	193663		1148	232831
D-Truck	0	0	0	0		0	0
E-Three-axle vehicle	0	0	0	0		0	0
F-Multi-axle Truck	1109	445340	1467	590293		1709	689144
G-Oversized vehicle	0	0	0	0		0	0
FASTag Debit Adjustment/ Chargeback Received from Bank (Net) (Note-5)	0	0	0	0	Note-5	0	2957
H- Total	16609	1519771	18515	1770444		15492	1728308

Day/Month wise Opening Balance of Toll Collection & Traffic

Day	2										
Month	2										
Year	2026										
Toll Depositing Bank	State Bank Of India										
Bank Account No.	39177623786										
Transaction Type	Car/Jeep Count	Total Car/ Jeep Amount (in Rs.)	Bus/Truck Count	Total Bus / Truck Amount (in Rs.)	LCV Count	Total LCV Amount (in Rs.)	MAV (Multi Axle Vehicle Count)	Total MAV (Multi Axle Vehicle) Amount (in Rs.)	Three Axle Count	Three Axle Count Amount (in Rs.)	FASTag Debit Adjustment/ Chargeback Received from Bank (Net)
1	2	3	4	5	8	9	10	11	12	13	Note-5
Single Journey	6161	249895	648	109297	649	54435	1279	460725	0	0	2957
Monthly Pass Sales	84	63847	0	0	1	2486	0	0	0	0	0
Daily Pass Sales	4124	291800	470	116109	397	49594	411	217326	0	0	0
Local Pass Sales	0	0	0	0	0	0	0	0	0	0	0
Return Pass Sales	0	0	0	0	0	0	0	0	0	0	0
Double User Fee (FASTag Lane Violation) (Note-6)	530	49820	10	3300	7	1162	10	7100	0	0	0
1.25 times User Fee via UPI (FASTag Lane Violation) (Note-9)	676	39715	20	4125	6	623	9	3994	0	0	0

Traffic and Revenue Receivable (Annual Pass - Note 7)		
Transaction Type	Car/Jeep Count	Total Car/ Jeep Amount (in Rs.)
1	2	3
Annual Pass	1244	69619

Total Non-Tollable Traffic Count Entry Details (Note-2)						
Transaction Type	Car/Jeep Count	Bus/Truck Count	LCV Count	MAV (Multi Axle Vehicle Count)	Three Axle Count	
1	2	3	5	6	7	
Reuse & Exit	4910	720	474	490		0
Exemption & Violation	5000	225	54	177		0

- Notes**
1. Fee for Fastag vehicles passing two toll plazas, is collected at two plazas in few cases and therefore section wise traffic details will not be available at one plaza for same.
 2. All Non-tollable traffic could not be recorded/reported due to unavailability of adequate Lanes & systems. Non-Tollable count includes Reuse of daily/return/monthly pass, exit trips, exemption and violations.
 3. Reporting (FASTag/Cash/Card) - 12:00:00 AM to 11:59:59 PM.
 4. Fastag Collection is net of Acquiring Bank Charges
 5. FASTag Debit Adjustment/Chargeback Received from Bank (Net)
 6. Double user fee (from cash vehicles entering dedicated Fastag lane) collected from vehicles are reported separately (count and revenue). These are included in vehicle category wise count and revenue.
 7. Annual FASTag pass w.e.f. 15 August 2025 as per directions of MPEL vide letter no MPEL/DIC/2025/676 dated August 14, 2025.
 8. Annual Pass Toll Revenue receivable (as given in the table above) is not included in the column 'Fee Collected'.
 9. '1.25' times User Fee via UPI for vehicles without a valid FASTag w.e.f. 15 November 2025 as per directions of MPEL vide letter no MPEL/02/DIC/968 dated 10 November 2025.



MONTHLY/DAILY FEE STATEMENT

Project Highway: National Highway NH-48

Day/Month: 03-Feb-2026

Sr. No.	Name of Toll Plaza Location	Chainage
1	Shedung National Highway NH-48 (From Km. 20+400 to 131+200)	103+350

Type of Vehicle	For corresponding day/month of previous year 3-Feb-2025		For preceding day/month 2-Feb-2026		For the day/month reported upon 3-Feb-2026		
	No. of Vehicles	Fee collected (in lakh Rs.)	No. of Vehicles	Fee collected (in lakh Rs.)	Fee per Vehicle (in Rs.)	No. of Vehicles	Fee collected (in lakh Rs.)
1	2	3	4	5	6	7	8
A-Car (Note-7)	11343	661984	11575	695076	Note-1	11509	650779
B-LCV	1053	108465	1060	108299		1205	118081
C-Bus	1131	229322	1148	232831		1233	257285
D-Truck	0	0	0	0		0	0
E-Three-axle vehicle	0	0	0	0		0	0
F-Multi-axle Truck	1537	619578	1709	689144		1811	737594
G-Oversized vehicle	0	0	0	0		0	0
FASTag Debit Adjustment/ Chargeback Received from Bank (Net) (Note-5)	0	0	0	2957	Note-5	0	786
H- Total	15064	1619349	15492	1728308		15758	1764524

Day/Month wise Opening Balance of Toll Collection & Traffic

Day	3										
Month	2										
Year	2026										
Toll Depositing Bank	State Bank Of India										
Bank Account No.	39177623786										
Transaction Type	Car/Jeep Count	Total Car/ Jeep Amount (in Rs.)	Bus/Truck Count	Total Bus / Truck Amount (in Rs.)	LCV Count	Total LCV Amount (in Rs.)	MAV (Multi Axle Vehicle Count)	Total MAV (Multi Axle Vehicle) Amount (in Rs.)	Three Axle Count	Three Axle Count Amount (in Rs.)	FASTag Debit Adjustment/ Chargeback Received from Bank (Net)
1	2	3	4	5	8	9	10	11	12	13	Note-5
Single Journey	6066	251022	694	116766	812	68710	1340	488701	0	0	786
Monthly Pass Sales	23	12458	1	4941	0	0	0	0	0	0	0
Daily Pass Sales	4285	303063	472	116767	370	46300	436	230965	0	0	0
Local Pass Sales	0	0	0	0	0	0	0	0	0	0	0
Return Pass Sales	0	0	0	0	0	0	0	0	0	0	0
Double User Fee (FASTag Lane Violation) (Note-6)	498	46812	42	13860	11	1826	9	6390	0	0	0
1.25 times User Fee via UPI (FASTag Lane Violation) (Note-9)	637	37424	24	4950	12	1245	26	11538	0	0	0

Traffic and Revenue Receivable (Annual Pass - Note 7)		
Transaction Type	Car/Jeep Count	Total Car/ Jeep Amount (in Rs.)
1	2	3
Annual Pass	1159	64242

Total Non-Tollable Traffic Count Entry Details (Note-2)					
Transaction Type	Car/Jeep Count	Bus/Truck Count	LCV Count	MAV (Multi Axle Vehicle Count)	Three Axle Count
1	2	3	5	6	7
Reuse & Exit	5110	713	456	488	0
Exemption & Violation	5336	251	60	161	0

- Notes**
1. Fee for Fastag vehicles passing two toll plazas, is collected at two plazas in few cases and therefore section wise traffic details will not be available at one plaza for same.
 2. All Non-tollable traffic could not be recorded/reported due to unavailability of adequate Lanes & systems. Non-Tollable count includes Reuse of daily/return/monthly pass, exit trips, exemption and violations.
 3. Reporting (FASTag/Cash/Card) - 12:00:00 AM to 11:59:59 PM.
 4. Fastag Collection is net of Acquiring Bank Charges
 5. FASTag Debit Adjustment/Chargeback Received from Bank (Net)
 6. Double user fee (from cash vehicles entering dedicated Fastag lane) collected from vehicles are reported separately (count and revenue). These are included in vehicle category wise count and revenue.
 7. Annual FASTag pass w.e.f. 15 August 2025 as per directions of MPEL vide letter no MPEL/DIC/2025/676 dated August 14, 2025.
 8. Annual Pass Toll Revenue receivable (as given in the table above) is not included in the column 'Fee Collected'.
 9. '1.25' times User Fee via UPI for vehicles without a valid FASTag w.e.f. 15 November 2025 as per directions of MPEL vide letter no MPEL/02/DIC/968 dated 10 November 2025.



MONTHLY/DAILY FEE STATEMENT

Project Highway: National Highway NH-48

Day/Month: 04-Feb-2026

Sr. No.	Name of Toll Plaza Location	Chainage
1	Shedung National Highway NH-48 (From Km. 20+400 to 131+200)	103+350

Type of Vehicle	For corresponding day/month of previous year 4-Feb-2025		For preceding day/month 3-Feb-2026		For the day/month reported upon 4-Feb-2026		
	No. of Vehicles	Fee collected (in lakh Rs.)	No. of Vehicles	Fee collected (in lakh Rs.)	Fee per Vehicle (in Rs.)	No. of Vehicles	Fee collected (in lakh Rs.)
1	2	3	4	5	6	7	8
A-Car (Note-7)	10451	629872	11509	650779	Note-1	17905	949756
B-LCV	1231	126976	1205	118081		1104	102607
C-Bus	1182	239301	1233	257285		1427	277192
D-Truck	0	0	0	0		0	0
E-Three-axle vehicle	0	0	0	0		0	0
F-Multi-axle Truck	1661	673602	1811	737594		1669	665458
G-Oversized vehicle	0	0	0	0		0	0
FASTag Debit Adjustment/ Chargeback Received from Bank (Net) (Note-5)	0	2749	0	786	Note-5	0	0
H- Total	14525	1672500	15758	1764524		22105	1995013

Day/Month wise Opening Balance of Toll Collection & Traffic

Day	4										
Month	2										
Year	2026										
Toll Depositing Bank	State Bank Of India										
Bank Account No.	39177623786										
Transaction Type	Car/Jeep Count	Total Car/ Jeep Amount (in Rs.)	Bus/Truck Count	Total Bus / Truck Amount (in Rs.)	LCV Count	Total LCV Amount (in Rs.)	MAV (Multi Axle Vehicle Count)	Total MAV (Multi Axle Vehicle) Amount (in Rs.)	Three Axle Count	Three Axle Count Amount (in Rs.)	FASTag Debit Adjustment/ Chargeback Received from Bank (Net)
1	2	3	4	5	8	9	10	11	12	13	Note-5
Single Journey	12113	534820	951	158408	841	70021	1259	447582	0	0	0
Monthly Pass Sales	5	1797	0	0	0	0	0	0	0	0	0
Daily Pass Sales	4406	310433	415	102738	249	30884	388	205451	0	0	0
Local Pass Sales	0	0	0	0	0	0	0	0	0	0	0
Return Pass Sales	0	0	0	0	0	0	0	0	0	0	0
Double User Fee (FASTag Lane Violation) (Note-6)	612	57528	28	9240	4	664	10	7100	0	0	0
1.25 times User Fee via UPI (FASTag Lane Violation) (Note-9)	769	45179	33	6806	10	1038	12	5325	0	0	0

Traffic and Revenue Receivable (Annual Pass - Note 7)		
Transaction Type	Car/Jeep Count	Total Car/ Jeep Amount (in Rs.)
1	2	3
Annual Pass	1810	101368

Total Non-Tollable Traffic Count Entry Details (Note-2)						
Transaction Type	Car/Jeep Count	Bus/Truck Count	LCV Count	MAV (Multi Axle Vehicle Count)	Three Axle Count	
1	2	3	5	6	7	
Reuse & Exit	5275	625	343	416		0
Exemption & Violation	5298	218	42	76		0

Notes

1. Fee for Fastag vehicles passing two toll plazas, is collected at two plazas in few cases and therefore section wise traffic details will not be available at one plaza for same.
2. All Non-tollable traffic could not be recorded/reported due to unavailability of adequate Lanes & systems. Non-Tollable count includes Reuse of daily/return/monthly pass, exit trips, exemption and violations.
3. Reporting (FASTag/Cash/Card) - 12:00:00 AM to 11:59:59 PM.
4. Fastag Collection is net of Acquiring Bank Charges
5. FASTag Debit Adjustment/Chargeback Received from Bank (Net)
6. Double user fee (from cash vehicles entering dedicated Fastag lane) collected from vehicles are reported separately (count and revenue). These are included in vehicle category wise count and revenue.
7. Annual FASTag pass w.e.f. 15 August 2025 as per directions of MPEL vide letter no MPEL/DIC/2025/676 dated August 14, 2025.
8. Annual Pass Toll Revenue receivable (as given in the table above) is not included in the column 'Fee Collected'.
9. '1.25' times User Fee via UPI for vehicles without a valid FASTag w.e.f. 15 November 2025 as per directions of MPEL vide letter no MPEL/02/DIC/968 dated 10 November 2025.



MONTHLY/DAILY FEE STATEMENT

Project Highway: National Highway NH-48

Day/Month: 05-Feb-2026

Sr. No.	Name of Toll Plaza Location	Chainage
1	National Highway NH-48 (From Km. 20+400 to 131+200) Shedung	103+350

Type of Vehicle	For corresponding day/month of previous year 5-Feb-2025		For preceding day/month 4-Feb-2026		For the day/month reported upon 5-Feb-2026		
	No. of Vehicles	Fee collected (in lakh Rs.)	No. of Vehicles	Fee collected (in lakh Rs.)	Fee per Vehicle (in Rs.)	No. of Vehicles	Fee collected (in lakh Rs.)
1	2	3	4	5	6	7	8
A-Car (Note-7)	10219	610370	17905	949756	Note-1	13659	760867
B-LCV	1191	117826	1104	102607		1481	145074
C-Bus	1238	255946	1427	277192		1425	287833
D-Truck	0	0	0	0		0	0
E-Three-axle vehicle	0	0	0	0		0	0
F-Multi-axle Truck	1651	671003	1669	665458		1882	764395
G-Oversized vehicle	0	0	0	0		0	0
FASTag Debit Adjustment/ Chargeback Received from Bank (Net) (Note-5)	0	636	0	0	Note-5	0	2560
H- Total	14299	1655781	22105	1995013		18447	1960730

Day/Month wise Opening Balance of Toll Collection & Traffic

Day	5										
Month	2										
Year	2026										
Toll Depositing Bank	State Bank Of India										
Bank Account No.	39177623786										
Transaction Type	Car/Jeep Count	Total Car/ Jeep Amount (in Rs.)	Bus/Truck Count	Total Bus / Truck Amount (in Rs.)	LCV Count	Total LCV Amount (in Rs.)	MAV (Multi Axle Vehicle Count)	Total MAV (Multi Axle Vehicle) Amount (in Rs.)	Three Axle Count	Three Axle Count Amount (in Rs.)	FASTag Debit Adjustment/ Chargeback Received from Bank (Net)
1	2	3	4	5	8	9	10	11	12	13	Note-5
Single Journey	7783	336880	825	139258	991	83796	1358	486707	0	0	2560
Monthly Pass Sales	6	3564	0	0	0	0	0	0	0	0	0
Daily Pass Sales	4505	318410	552	136695	471	58684	484	257009	0	0	0
Local Pass Sales	0	0	0	0	0	0	0	0	0	0	0
Return Pass Sales	0	0	0	0	0	0	0	0	0	0	0
Double User Fee (FASTag Lane Violation) (Note-6)	619	58186	16	5280	10	1660	11	7810	0	0	0
1.25 times User Fee via UPI (FASTag Lane Violation) (Note-9)	746	43828	32	6600	9	934	29	12869	0	0	0

Traffic and Revenue Receivable (Annual Pass - Note 7)		
Transaction Type	Car/Jeep Count	Total Car/ Jeep Amount (in Rs.)
1	2	3
Annual Pass	1363	75054

Total Non-Tollable Traffic Count Entry Details (Note-2)						
Transaction Type	Car/Jeep Count	Bus/Truck Count	LCV Count	MAV (Multi Axle Vehicle Count)	Three Axle Count	
1	2	3	5	6	7	
Reuse & Exit	5379	744	565	592		0
Exemption & Violation	5362	219	51	147		0

Notes

1. Fee for Fastag vehicles passing two toll plazas, is collected at two plazas in few cases and therefore section wise traffic details will not be available at one plaza for same.
2. All Non-tollable traffic could not be recorded/reported due to unavailability of adequate Lanes & systems. Non-Tollable count includes Reuse of daily/return/monthly pass, exit trips, exemption and violations.
3. Reporting (FASTag/Cash/Card) - 12:00:00 AM to 11:59:59 PM.
4. Fastag Collection is net of Acquiring Bank Charges
5. FASTag Debit Adjustment/Chargeback Received from Bank (Net)
6. Double user fee (from cash vehicles entering dedicated Fastag lane) collected from vehicles are reported separately (count and revenue). These are included in vehicle category wise count and revenue.
7. Annual FASTag pass w.e.f. 15 August 2025 as per directions of MPEL vide letter no MPEL/DIC/2025/676 dated August 14, 2025.
8. Annual Pass Toll Revenue receivable (as given in the table above) is not included in the column 'Fee Collected'.
9. '1.25' times User Fee via UPI for vehicles without a valid FASTag w.e.f. 15 November 2025 as per directions of MPEL vide letter no MPEL/02/DIC/968 dated 10 November 2025.



MONTHLY/DAILY FEE STATEMENT

Project Highway: National Highway NH-48

Day/Month: 06-Feb-2026

Sr. No.	Name of Toll Plaza Location	Chainage
1	Shedung National Highway NH-48 (From Km. 20+400 to 131+200)	103+350

Type of Vehicle	For corresponding day/month of previous year 6-Feb-2025		For preceding day/month 5-Feb-2026		For the day/month reported upon 6-Feb-2026		
	No. of Vehicles	Fee collected (in lakh Rs.)	No. of Vehicles	Fee collected (in lakh Rs.)	Fee per Vehicle (in Rs.)	No. of Vehicles	Fee collected (in lakh Rs.)
1	2	3	4	5	6	7	8
A-Car (Note-7)	10239	602496	13659	760867	Note-1	13859	763463
B-LCV	1266	124904	1481	145074		1345	131466
C-Bus	1208	248158	1425	287833		1370	276636
D-Truck	0	0	0	0		0	0
E-Three-axle vehicle	0	0	0	0		0	0
F-Multi-axle Truck	1757	725501	1882	764395		2004	812238
G-Oversized vehicle	0	0	0	0		0	0
FASTag Debit Adjustment/ Chargeback Received from Bank (Net) (Note-5)	0	1239	0	2560	Note-5	0	1699
H- Total	14470	1702297	18447	1960730		18578	1985503

Day/Month wise Opening Balance of Toll Collection & Traffic

Day	6										
Month	2										
Year	2026										
Toll Depositing Bank	State Bank Of India										
Bank Account No.	39177623786										
Transaction Type	Car/Jeep Count	Total Car/ Jeep Amount (in Rs.)	Bus/Truck Count	Total Bus / Truck Amount (in Rs.)	LCV Count	Total LCV Amount (in Rs.)	MAV (Multi Axle Vehicle Count)	Total MAV (Multi Axle Vehicle) Amount (in Rs.)	Three Axle Count	Three Axle Count Amount (in Rs.)	FASTag Debit Adjustment/ Chargeback Received from Bank (Net)
1	2	3	4	5	8	9	10	11	12	13	Note-5
Single Journey	8137	350888	796	134211	910	77107	1502	546877	0	0	1699
Monthly Pass Sales	9	4282	0	0	0	0	0	0	0	0	0
Daily Pass Sales	4431	313764	535	132773	419	52263	482	254888	0	0	0
Local Pass Sales	0	0	0	0	0	0	0	0	0	0	0
Return Pass Sales	0	0	0	0	0	0	0	0	0	0	0
Double User Fee (FASTag Lane Violation) (Note-6)	545	51230	13	4290	7	1162	6	4260	0	0	0
1.25 times User Fee via UPI (FASTag Lane Violation) (Note-9)	737	43299	26	5363	9	934	14	6213	0	0	0

Traffic and Revenue Receivable (Annual Pass - Note 7)		
Transaction Type	Car/Jeep Count	Total Car/ Jeep Amount (in Rs.)
1	2	3
Annual Pass	1300	72537

Total Non-Tollable Traffic Count Entry Details (Note-2)						
Transaction Type	Car/Jeep Count	Bus/Truck Count	LCV Count	MAV (Multi Axle Vehicle Count)	Three Axle Count	
1	2	3	5	6	7	
Reuse & Exit	5326	747	515	594	0	
Exemption & Violation	5203	212	51	139	0	

- Notes**
1. Fee for Fastag vehicles passing two toll plazas, is collected at two plazas in few cases and therefore section wise traffic details will not be available at one plaza for same.
 2. All Non-tollable traffic could not be recorded/reported due to unavailability of adequate Lanes & systems. Non-Tollable count includes Reuse of daily/return/monthly pass, exit trips, exemption and violations.
 3. Reporting (FASTag/Cash/Card) - 12:00:00 AM to 11:59:59 PM.
 4. Fastag Collection is net of Acquiring Bank Charges
 5. FASTag Debit Adjustment/Chargeback Received from Bank (Net)
 6. Double user fee (from cash vehicles entering dedicated Fastag lane) collected from vehicles are reported separately (count and revenue). These are included in vehicle category wise count and revenue.
 7. Annual FASTag pass w.e.f. 15 August 2025 as per directions of MPEL vide letter no MPEL/DIC/2025/676 dated August 14, 2025.
 8. Annual Pass Toll Revenue receivable (as given in the table above) is not included in the column 'Fee Collected'.
 9. '1.25' times User Fee via UPI for vehicles without a valid FASTag w.e.f. 15 November 2025 as per directions of MPEL vide letter no MPEL/02/DIC/968 dated 10 November 2025.



MONTHLY/DAILY FEE STATEMENT

Project Highway: National Highway NH-48

Day/Month: 07-Feb-2026

Sr. No.	Name of Toll Plaza Location	Chainage
1	National Highway NH-48 (From Km. 20+400 to 131+200) Shedung	103+350

Type of Vehicle	For corresponding day/month of previous year 7-Feb-2025		For preceding day/month 6-Feb-2026		For the day/month reported upon 7-Feb-2026		
	No. of Vehicles	Fee collected (in lakh Rs.)	No. of Vehicles	Fee collected (in lakh Rs.)	Fee per Vehicle (in Rs.)	No. of Vehicles	Fee collected (in lakh Rs.)
1	2	3	4	5	6	7	8
A-Car (Note-7)	11365	656313	13859	763463	Note-1	18251	1000444
B-LCV	1225	120957	1345	131466		1307	127366
C-Bus	1222	248265	1370	276636		1352	267114
D-Truck	0	0	0	0		0	0
E-Three-axle vehicle	0	0	0	0		0	0
F-Multi-axle Truck	1687	689702	2004	812238		1894	769618
G-Oversized vehicle	0	0	0	0		0	0
FASTag Debit Adjustment/ Chargeback Received from Bank (Net) (Note-5)	0	0	0	1699	Note-5	0	1091
H- Total	15499	1715238	18578	1985503		22804	2165633

Day/Month wise Opening Balance of Toll Collection & Traffic

Day	7										
Month	2										
Year	2026										
Toll Depositing Bank	State Bank Of India										
Bank Account No.	39177623786										
Transaction Type	Car/Jeep Count	Total Car/ Jeep Amount (in Rs.)	Bus/Truck Count	Total Bus / Truck Amount (in Rs.)	LCV Count	Total LCV Amount (in Rs.)	MAV (Multi Axle Vehicle Count)	Total MAV (Multi Axle Vehicle) Amount (in Rs.)	Three Axle Count	Three Axle Count Amount (in Rs.)	FASTag Debit Adjustment/ Chargeback Received from Bank (Net)
1	2	3	4	5	8	9	10	11	12	13	Note-5
Single Journey	11309	501170	860	144082	902	76629	1392	505761	0	0	1091
Monthly Pass Sales	1	359	0	0	0	0	0	0	0	0	0
Daily Pass Sales	5181	366433	435	107935	386	48330	477	252230	0	0	0
Local Pass Sales	0	0	0	0	0	0	0	0	0	0	0
Return Pass Sales	0	0	0	0	0	0	0	0	0	0	0
Double User Fee (FASTag Lane Violation) (Note-6)	825	77550	27	8910	7	1162	2	1420	0	0	0
1.25 times User Fee via UPI (FASTag Lane Violation) (Note-9)	935	54931	30	6188	12	1245	23	10206	0	0	0

Traffic and Revenue Receivable (Annual Pass - Note 7)		
Transaction Type	Car/Jeep Count	Total Car/ Jeep Amount (in Rs.)
1	2	3
Annual Pass	1437	80202

Total Non-Tollable Traffic Count Entry Details (Note-2)					
Transaction Type	Car/Jeep Count	Bus/Truck Count	LCV Count	MAV (Multi Axle Vehicle Count)	Three Axle Count
1	2	3	5	6	7
Reuse & Exit	6004	608	461	547	0
Exemption & Violation	5538	204	38	89	0

Notes

1. Fee for Fastag vehicles passing two toll plazas, is collected at two plazas in few cases and therefore section wise traffic details will not be available at one plaza for same.
2. All Non-tollable traffic could not be recorded/reported due to unavailability of adequate Lanes & systems. Non-Tollable count includes Reuse of daily/return/monthly pass, exit trips, exemption and violations.
3. Reporting (FASTag/Cash/Card) - 12:00:00 AM to 11:59:59 PM.
4. Fastag Collection is net of Acquiring Bank Charges
5. FASTag Debit Adjustment/Chargeback Received from Bank (Net)
6. Double user fee (from cash vehicles entering dedicated Fastag lane) collected from vehicles are reported separately (count and revenue). These are included in vehicle category wise count and revenue.
7. Annual FASTag pass w.e.f. 15 August 2025 as per directions of MPEL vide letter no MPEL/DIC/2025/676 dated August 14, 2025.
8. Annual Pass Toll Revenue receivable (as given in the table above) is not included in the column 'Fee Collected'.
9. '1.25' times User Fee via UPI for vehicles without a valid FASTag w.e.f. 15 November 2025 as per directions of MPEL vide letter no MPEL/02/DIC/968 dated 10 November 2025.



MONTHLY/DAILY FEE STATEMENT

Project Highway: National Highway NH-48

Day/Month: 01-Feb-2026

Sr. No.	Name of Toll Plaza Location	Chainage
National Highway NH-48 (from Km. 20+400 to 131+200)		
1	Shilphata	103+350

Type of Vehicle	For corresponding day/month of previous year 1-Feb-2025		For preceding day/month 31-Jan-2026		For the day/month reported upon 1-Feb-2026		
	No. of Vehicles	Fee collected (in lakh Rs.)	No. of Vehicles	Fee collected (in lakh Rs.)	Fee per Vehicle (in Rs.)	No. of Vehicles	Fee collected (in lakh Rs.)
1	2	3	4	5	6	7	8
A-Car (Note-7)	7821	512909	6755	383529	Note-1	7703	448198
B-LCV	971	105544	1000	100100		838	86117
C-Bus	2649	493132	2855	526059		2376	429351
D-Truck	0	0	0	0		0	0
E-Three-axle vehicle	0	0	0	0		0	0
F-Multi-axle Truck	5053	1921021	5659	2119488		5112	1890841
G-Oversized vehicle	0	0	0	0		0	0
FASTag Debit Adjustment/ Chargeback Received from Bank (Net) (Note-5)	0	633	0	1058	Note-5	0	0
H- Total	16494	3033238	16269	3130234		16029	2854507

Day/Month wise Opening Balance of Toll Collection & Traffic

Day	1
Month	2
Year	2026
Toll Depositing Bank	State Bank Of India
Bank Account No.	39177623786

Transaction Type	Car/Jeep Count	Total Car/ Jeep Amount (in Rs.)	Bus/Truck Count	Total Bus / Truck Amount (in Rs.)	LCV Count	Total LCV Amount (in Rs.)	MAV (Multi Axle Vehicle Count)	Total MAV (Multi Axle Vehicle) Amount (in Rs.)	Three Axle Count	Three Axle Count Amount (in Rs.)	FASTag Debit Adjustment/ Chargeback Received from Bank (Net) Note-5
1	2	3	4	5	8	9	10	11	12	13	
Single Journey	4795	218750	1931	319103	610	50639	4666	1655051	0	0	0
Monthly Pass Sales	53	24017	0	0	3	7457	0	0	0	0	0
Daily Pass Sales	1773	125078	399	98409	195	24099	401	212625	0	0	0
Local Pass Sales	0	0	0	0	0	0	0	0	0	0	0
Return Pass Sales	0	0	0	0	0	0	0	0	0	0	0
Double User Fee (FASTag Lane Violation) (Note-6)	470	44398	19	6270	13	2158	12	8520	0	0	0
1.25 times User Fee via UPI (FASTag Lane Violation) (Note-9)	612	35955	27	5569	17	1764	33	14644	0	0	0

Traffic and Revenue Receivable (Annual Pass - Note 7)		
Transaction Type	Car/Jeep Count	Total Car/ Jeep Amount (in Rs.)
1	2	3
Annual Pass	740	39142

Total Non-Tollable Traffic Count Entry Details (Note-2)					
Transaction Type	Car/Jeep Count	Bus/Truck Count	LCV Count	MAV (Multi Axle Vehicle Count)	Three Axle Count
1	2	3	5	6	7
Reuse & Exit	2195	442	248	434	0
Exemption & Violation	5026	220	73	119	0

Notes

1. Fee for Fastag vehicles passing two toll plazas, is collected at two plazas in few cases and therefore section wise traffic details will not be available at one plaza for same.
2. All Non-tollable traffic could not be recorded/reported due to unavailability of adequate Lanes & systems. Non-Tollable count includes Reuse of daily/return/monthly pass, exit trips, exemption and violations.
3. Reporting (FASTag/Cash/Card) - 12:00:00 AM to 11:59:59 PM.
4. Fastag Collection is net of Acquiring Bank Charges
5. FASTag Debit Adjustment/Chargeback Received from Bank (Net)
6. Double user fee (from cash vehicles entering dedicated Fastag lane) collected from vehicles are reported separately (count and revenue). These are included in vehicle category wise count and revenue.
7. Annual FASTag pass w.e.f. 15 August 2025 as per directions of MPEL vide letter no MPEL/DIC/2025/676 dated August 14, 2025.
8. Annual Pass Toll Revenue receivable (as given in the table above) is not included in the column "Fee Collected".
9. '1.25' times User Fee via UPI for vehicles without a valid FASTag w.e.f. 15 November 2025 as per directions of MPEL vide letter no MPEL/02/DIC/968 dated 10 November 2025.



MONTHLY/DAILY FEE STATEMENT

Project Highway: National Highway NH-48

Day/Month: 02-Feb-2026

Sr. No.	Name of Toll Plaza Location	Chainage
National Highway NH-48 (from Km. 20+400 to 131+200)		
1	Shilphata	103+350

Type of Vehicle	For corresponding day/month of previous year 2-Feb-2025		For preceding day/month 1-Feb-2026		For the day/month reported upon 2-Feb-2026		
	No. of Vehicles	Fee collected (in lakh Rs.)	No. of Vehicles	Fee collected (in lakh Rs.)	Fee per Vehicle (in Rs.)	No. of Vehicles	Fee collected (in lakh Rs.)
1	2	3	4	5	6	7	8
A-Car (Note-7)	9240	571048	7703	448198	Note-1	6822	398077
B-LCV	706	72366	838	86117		956	94844
C-Bus	2042	373024	2376	429351		2557	477910
D-Truck	0	0	0	0		0	0
E-Three-axle vehicle	0	0	0	0		0	0
F-Multi-axle Truck	4079	1505021	5112	1890841		5132	1916158
G-Oversized vehicle	0	0	0	0		0	0
FASTag Debit Adjustment/ Chargeback Received from Bank (Net) (Note-5)	0	0	0	0	Note-5	0	1201
H- Total	16067	2521460	16029	2854507		15467	2888189

Day/Month wise Opening Balance of Toll Collection & Traffic

Day	2
Month	2
Year	2026
Toll Depositing Bank	State Bank Of India
Bank Account No.	39177623786

Transaction Type	Car/Jeep Count	Total Car/ Jeep Amount (in Rs.)	Bus/Truck Count	Total Bus / Truck Amount (in Rs.)	LCV Count	Total LCV Amount (in Rs.)	MAV (Multi Axle Vehicle Count)	Total MAV (Multi Axle Vehicle) Amount (in Rs.)	Three Axle Count	Three Axle Count Amount (in Rs.)	FASTag Debit Adjustment/ Chargeback Received from Bank (Net) Note-5
1	2	3	4	5	8	9	10	11	12	13	
Single Journey	4178	187923	1999	330630	657	54107	4570	1620377	0	0	1201
Monthly Pass Sales	47	24227	2	9882	2	3743	0	0	0	0	0
Daily Pass Sales	1642	115791	512	126343	254	31661	504	266582	0	0	0
Local Pass Sales	0	0	0	0	0	0	0	0	0	0	0
Return Pass Sales	0	0	0	0	0	0	0	0	0	0	0
Double User Fee (FASTag Lane Violation) (Note-6)	398	37412	16	5280	14	2324	13	9230	0	0	0
1.25 times User Fee via UPI (FASTag Lane Violation) (Note-9)	557	32724	28	5775	29	3009	45	19969	0	0	0

Traffic and Revenue Receivable (Annual Pass - Note 7)		
Transaction Type	Car/Jeep Count	Total Car/ Jeep Amount (in Rs.)
1	2	3
Annual Pass	704	37525

Total Non-Tollable Traffic Count Entry Details (Note-2)						
Transaction Type	Car/Jeep Count	Bus/Truck Count	LCV Count	MAV (Multi Axle Vehicle Count)	Three Axle Count	
1	2	3	5	6	7	
Reuse & Exit	2164	576	320	513	0	
Exemption & Violation	4221	295	96	160	0	

Notes

1. Fee for Fastag vehicles passing two toll plazas, is collected at two plazas in few cases and therefore section wise traffic details will not be available at one plaza for same.
2. All Non-tollable traffic could not be recorded/reported due to unavailability of adequate Lanes & systems. Non-Tollable count includes Reuse of daily/return/monthly pass, exit trips, exemption and violations.
3. Reporting (FASTag/Cash/Card) - 12:00:00 AM to 11:59:59 PM.
4. Fastag Collection is net of Acquiring Bank Charges
5. FASTag Debit Adjustment/Chargeback Received from Bank (Net)
6. Double user fee (from cash vehicles entering dedicated Fastag lane) collected from vehicles are reported separately (count and revenue). These are included in vehicle category wise count and revenue.
7. Annual FASTag pass w.e.f. 15 August 2025 as per directions of MPEL vide letter no MPEL/DIC/2025/676 dated August 14, 2025.
8. Annual Pass Toll Revenue receivable (as given in the table above) is not included in the column 'Fee Collected'.
9. '1.25' times User Fee via UPI for vehicles without a valid FASTag w.e.f. 15 November 2025 as per directions of MPEL vide letter no MPEL/02/DIC/968 dated 10 November 2025.



MONTHLY/DAILY FEE STATEMENT

Project Highway: National Highway NH-48

Day/Month: 03-Feb-2026

Sr. No.	Name of Toll Plaza Location	Chainage
1	National Highway NH-48 (from Km. 20+400 to 131+200) Shilphata	103+350

Type of Vehicle	For corresponding day/month of previous year 3-Feb-2025		For preceding day/month 2-Feb-2026		For the day/month reported upon 3-Feb-2026		
	No. of Vehicles	Fee collected (in lakh Rs.)	No. of Vehicles	Fee collected (in lakh Rs.)	Fee per Vehicle (in Rs.)	No. of Vehicles	Fee collected (in lakh Rs.)
1	2	3	4	5	6	7	8
A-Car (Note-7)	7654	458560	6822	398077	Note-1	6361	354195
B-LCV	944	91991	956	94844		891	85792
C-Bus	2537	477972	2557	477910		2620	486403
D-Truck	0	0	0	0		0	0
E-Three-axle vehicle	0	0	0	0		0	0
F-Multi-axle Truck	4615	1729348	5132	1916158		5641	2106603
G-Oversized vehicle	0	0	0	0		0	0
FASTag Debit Adjustment/ Chargeback Received from Bank (Net) (Note-5)	0	0	0	1201	Note-5	0	986
H- Total	15750	2757870	15467	2888189		15513	3033979

Day/Month wise Opening Balance of Toll Collection & Traffic

Day	3
Month	2
Year	2026
Toll Depositing Bank	State Bank Of India
Bank Account No.	39177623786

Transaction Type	Car/Jeep Count	Total Car/ Jeep Amount (in Rs.)	Bus/Truck Count	Total Bus / Truck Amount (in Rs.)	LCV Count	Total LCV Amount (in Rs.)	MAV (Multi Axle Vehicle Count)	Total MAV (Multi Axle Vehicle) Amount (in Rs.)	Three Axle Count	Three Axle Count Amount (in Rs.)	FASTag Debit Adjustment/ Chargeback Received from Bank (Net) Note-5
1	2	3	4	5	8	9	10	11	12	13	
Single Journey	3882	174047	2030	335355	618	51476	5021	1780792	0	0	986
Monthly Pass Sales	12	4312	1	4941	0	0	0	0	0	0	0
Daily Pass Sales	1560	109965	528	129936	238	29253	565	299008	0	0	0
Local Pass Sales	0	0	0	0	0	0	0	0	0	0	0
Return Pass Sales	0	0	0	0	0	0	0	0	0	0	0
Double User Fee (FASTag Lane Violation) (Note-6)	357	33558	29	9570	23	3818	9	6390	0	0	0
1.25 times User Fee via UPI (FASTag Lane Violation) (Note-9)	550	32313	32	6600	12	1245	46	20413	0	0	0

Traffic and Revenue Receivable (Annual Pass - Note 7)		
Transaction Type	Car/Jeep Count	Total Car/ Jeep Amount (in Rs.)
1	2	3
Annual Pass	626	33050

Total Non-Tollable Traffic Count Entry Details (Note-2)						
Transaction Type	Car/Jeep Count	Bus/Truck Count	LCV Count	MAV (Multi Axle Vehicle Count)	Three Axle Count	
1	2	3	5	6	7	
Reuse & Exit	2111	591	313	593		0
Exemption & Violation	4105	269	99	134		0

Notes

1. Fee for Fastag vehicles passing two toll plazas, is collected at two plazas in few cases and therefore section wise traffic details will not be available at one plaza for same.
2. All Non-tollable traffic could not be recorded/reported due to unavailability of adequate Lanes & systems. Non-Tollable count includes Reuse of daily/return/monthly pass, exit trips, exemption and violations.
3. Reporting (FASTag/Cash/Card) - 12:00:00 AM to 11:59:59 PM.
4. Fastag Collection is net of Acquiring Bank Charges
5. FASTag Debit Adjustment/Chargeback Received from Bank (Net)
6. Double user fee (from cash vehicles entering dedicated Fastag lane) collected from vehicles are reported separately (count and revenue). These are included in vehicle category wise count and revenue.
7. Annual FASTag pass w.e.f. 15 August 2025 as per directions of MPEL vide letter no MPEL/DIC/2025/676 dated August 14, 2025.
8. Annual Pass Toll Revenue receivable (as given in the table above) is not included in the column 'Fee Collected'.
9. '1.25' times User Fee via UPI for vehicles without a valid FASTag w.e.f. 15 November 2025 as per directions of MPEL vide letter no MPEL/02/DIC/968 dated 10 November 2025.



MONTHLY/DAILY FEE STATEMENT

Project Highway: National Highway NH-48

Day/Month: 04-Feb-2026

Sr. No.	Name of Toll Plaza Location	Chainage
National Highway NH-48 (from Km. 20+400 to 131+200)		
1	Shilphata	103+350

Type of Vehicle	For corresponding day/month of previous year 4-Feb-2025		For preceding day/month 3-Feb-2026		For the day/month reported upon 4-Feb-2026		
	No. of Vehicles	Fee collected (in lakh Rs.)	No. of Vehicles	Fee collected (in lakh Rs.)	Fee per Vehicle (in Rs.)	No. of Vehicles	Fee collected (in lakh Rs.)
1	2	3	4	5	6	7	8
A-Car (Note-7)	6798	406868	6361	354195	Note-1	6373	356902
B-LCV	966	95793	891	85792		876	82255
C-Bus	2655	500508	2620	486403		2384	441342
D-Truck	0	0	0	0		0	0
E-Three-axle vehicle	0	0	0	0		0	0
F-Multi-axle Truck	4759	1785829	5641	2106603		5313	1989493
G-Oversized vehicle	0	0	0	0		0	0
FASTag Debit Adjustment/ Chargeback Received from Bank (Net) (Note-5)	0	1131	0	986	Note-5	0	0
H- Total	15178	2790131	15513	3033979		14946	2869992

Day/Month wise Opening Balance of Toll Collection & Traffic

Day	4
Month	2
Year	2026
Toll Depositing Bank	State Bank Of India
Bank Account No.	39177623786

Transaction Type	Car/Jeep Count	Total Car/ Jeep Amount (in Rs.)	Bus/Truck Count	Total Bus / Truck Amount (in Rs.)	LCV Count	Total LCV Amount (in Rs.)	MAV (Multi Axle Vehicle Count)	Total MAV (Multi Axle Vehicle) Amount (in Rs.)	Three Axle Count	Three Axle Count Amount (in Rs.)	FASTag Debit Adjustment/ Chargeback Received from Bank (Net) Note-5
1	2	3	4	5	8	9	10	11	12	13	
Single Journey	3885	174209	1808	298290	637	52685	4685	1660058	0	0	0
Monthly Pass Sales	13	6439	0	0	0	0	0	0	0	0	0
Daily Pass Sales	1546	108845	515	126759	205	25171	584	308579	0	0	0
Local Pass Sales	0	0	0	0	0	0	0	0	0	0	0
Return Pass Sales	0	0	0	0	0	0	0	0	0	0	0
Double User Fee (FASTag Lane Violation) (Note-6)	364	34216	30	9900	14	2324	5	3550	0	0	0
1.25 times User Fee via UPI (FASTag Lane Violation) (Note-9)	565	33194	31	6394	20	2075	39	17306	0	0	0

Traffic and Revenue Receivable (Annual Pass - Note 7)		
Transaction Type	Car/Jeep Count	Total Car/ Jeep Amount (in Rs.)
1	2	3
Annual Pass	632	33643

Total Non-Tollable Traffic Count Entry Details (Note-2)					
Transaction Type	Car/Jeep Count	Bus/Truck Count	LCV Count	MAV (Multi Axle Vehicle Count)	Three Axle Count
1	2	3	5	6	7
Reuse & Exit	2054	585	281	613	0
Exemption & Violation	5119	306	103	137	0

Notes

1. Fee for Fastag vehicles passing two toll plazas, is collected at two plazas in few cases and therefore section wise traffic details will not be available at one plaza for same.
2. All Non-tollable traffic could not be recorded/reported due to unavailability of adequate Lanes & systems. Non-Tollable count includes Reuse of daily/return/monthly pass, exit trips, exemption and violations.
3. Reporting (FASTag/Cash/Card) - 12:00:00 AM to 11:59:59 PM.
4. Fastag Collection is net of Acquiring Bank Charges
5. FASTag Debit Adjustment/Chargeback Received from Bank (Net)
6. Double user fee (from cash vehicles entering dedicated Fastag lane) collected from vehicles are reported separately (count and revenue). These are included in vehicle category wise count and revenue.
7. Annual FASTag pass w.e.f. 15 August 2025 as per directions of MPEL vide letter no MPEL/DIC/2025/676 dated August 14, 2025.
8. Annual Pass Toll Revenue receivable (as given in the table above) is not included in the column 'Fee Collected'.
9. '1.25' times User Fee via UPI for vehicles without a valid FASTag w.e.f. 15 November 2025 as per directions of MPEL vide letter no MPEL/02/DIC/968 dated 10 November 2025.



MONTHLY/DAILY FEE STATEMENT

Project Highway: National Highway NH-48

Day/Month: 05-Feb-2026

Sr. No.	Name of Toll Plaza Location	Chainage
1	National Highway NH-48 (from Km. 20+400 to 131+200) Shilphata	103+350

Type of Vehicle	For corresponding day/month of previous year 5-Feb-2025		For preceding day/month 4-Feb-2026		For the day/month reported upon 5-Feb-2026		
	No. of Vehicles	Fee collected (in lakh Rs.)	No. of Vehicles	Fee collected (in lakh Rs.)	Fee per Vehicle (in Rs.)	No. of Vehicles	Fee collected (in lakh Rs.)
1	2	3	4	5	6	7	8
A-Car (Note-7)	6085	364899	6373	356902	Note-1	6080	336805
B-LCV	907	88652	876	82255		1006	95419
C-Bus	2577	480052	2384	441342		2947	538913
D-Truck	0	0	0	0		0	0
E-Three-axle vehicle	0	0	0	0		0	0
F-Multi-axle Truck	4706	1777244	5313	1989493		5551	2080712
G-Oversized vehicle	0	0	0	0		0	0
FASTag Debit Adjustment/ Chargeback Received from Bank (Net) (Note-5)	0	499	0	0	Note-5	0	1451
H- Total	14275	2711346	14946	2869992		15584	3053300

Day/Month wise Opening Balance of Toll Collection & Traffic

Day	5										
Month	2										
Year	2026										
Toll Depositing Bank	State Bank Of India										
Bank Account No.	39177623786										
Transaction Type	Car/Jeep Count	Total Car/ Jeep Amount (in Rs.)	Bus/Truck Count	Total Bus / Truck Amount (in Rs.)	LCV Count	Total LCV Amount (in Rs.)	MAV (Multi Axle Vehicle Count)	Total MAV (Multi Axle Vehicle) Amount (in Rs.)	Three Axle Count	Three Axle Count Amount (in Rs.)	FASTag Debit Adjustment/ Chargeback Received from Bank (Net) Note-5
1	2	3	4	5	8	9	10	11	12	13	
Single Journey	3761	170168	2334	386908	721	60108	4912	1743830	0	0	1451
Monthly Pass Sales	2	719	0	0	0	0	0	0	0	0	0
Daily Pass Sales	1436	101328	553	136288	246	30331	586	310434	0	0	0
Local Pass Sales	0	0	0	0	0	0	0	0	0	0	0
Return Pass Sales	0	0	0	0	0	0	0	0	0	0	0
Double User Fee (FASTag Lane Violation) (Note-6)	364	34216	27	8910	15	2490	11	7810	0	0	0
1.25 times User Fee via UPI (FASTag Lane Violation) (Note-9)	517	30374	33	6806	24	2490	42	18638	0	0	0

Traffic and Revenue Receivable (Annual Pass - Note 7)		
Transaction Type	Car/Jeep Count	Total Car/ Jeep Amount (in Rs.)
1	2	3
Annual Pass	613	32133

Total Non-Tollable Traffic Count Entry Details (Note-2)					
Transaction Type	Car/Jeep Count	Bus/Truck Count	LCV Count	MAV (Multi Axle Vehicle Count)	Three Axle Count
1	2	3	5	6	7
Reuse & Exit	1972	615	329	616	0
Exemption & Violation	4081	272	98	129	0

Notes

1. Fee for Fastag vehicles passing two toll plazas, is collected at two plazas in few cases and therefore section wise traffic details will not be available at one plaza for same.
2. All Non-tollable traffic could not be recorded/reported due to unavailability of adequate Lanes & systems. Non-Tollable count includes Reuse of daily/return/monthly pass, exit trips, exemption and violations.
3. Reporting (FASTag/Cash/Card) - 12:00:00 AM to 11:59:59 PM.
4. Fastag Collection is net of Acquiring Bank Charges
5. FASTag Debit Adjustment/Chargeback Received from Bank (Net)
6. Double user fee (from cash vehicles entering dedicated Fastag lane) collected from vehicles are reported separately (count and revenue). These are included in vehicle category wise count and revenue.
7. Annual FASTag pass w.e.f. 15 August 2025 as per directions of MPEL vide letter no MPEL/DIC/2025/676 dated August 14, 2025.
8. Annual Pass Toll Revenue receivable (as given in the table above) is not included in the column 'Fee Collected'.
9. '1.25' times User Fee via UPI for vehicles without a valid FASTag w.e.f. 15 November 2025 as per directions of MPEL vide letter no MPEL/02/DIC/968 dated 10 November 2025.



MONTHLY/DAILY FEE STATEMENT

Project Highway: National Highway NH-48

Day/Month: 06-Feb-2026

Sr. No.	Name of Toll Plaza Location	Chainage
National Highway NH-48 (from Km. 20+400 to 131+200)		
1	Shilphata	103+350

Type of Vehicle	For corresponding day/month of previous year 6-Feb-2025		For preceding day/month 5-Feb-2026		For the day/month reported upon 6-Feb-2026		
	No. of Vehicles	Fee collected (in lakh Rs.)	No. of Vehicles	Fee collected (in lakh Rs.)	Fee per Vehicle (in Rs.)	No. of Vehicles	Fee collected (in lakh Rs.)
1	2	3	4	5	6	7	8
A-Car (Note-7)	6380	382049	6080	336805	Note-1	6910	381593
B-LCV	1060	106242	1006	95419		960	91088
C-Bus	2775	528007	2947	538913		2677	490218
D-Truck	0	0	0	0		0	0
E-Three-axle vehicle	0	0	0	0		0	0
F-Multi-axle Truck	5103	1929231	5551	2080712		5693	2133476
G-Oversized vehicle	0	0	0	0		0	0
FASTag Debit Adjustment/ Chargeback Received from Bank (Net) (Note-5)	0	281	0	1451	Note-5	0	638
H- Total	15318	2945809	15584	3053300		16240	3097013

Day/Month wise Opening Balance of Toll Collection & Traffic

Day	6
Month	2
Year	2026
Toll Depositing Bank	State Bank Of India
Bank Account No.	39177623786

Transaction Type	Car/Jeep Count	Total Car/ Jeep Amount (in Rs.)	Bus/Truck Count	Total Bus / Truck Amount (in Rs.)	LCV Count	Total LCV Amount (in Rs.)	MAV (Multi Axle Vehicle Count)	Total MAV (Multi Axle Vehicle) Amount (in Rs.)	Three Axle Count	Three Axle Count Amount (in Rs.)	FASTag Debit Adjustment/ Chargeback Received from Bank (Net) Note-5
1	2	3	4	5	8	9	10	11	12	13	
Single Journey	4448	202469	2097	346385	686	57288	5024	1781804	0	0	638
Monthly Pass Sales	5	3204	0	0	0	0	0	0	0	0	0
Daily Pass Sales	1586	111918	529	130592	239	29484	621	328774	0	0	0
Local Pass Sales	0	0	0	0	0	0	0	0	0	0	0
Return Pass Sales	0	0	0	0	0	0	0	0	0	0	0
Double User Fee (FASTag Lane Violation) (Note-6)	364	34216	22	7260	11	1826	6	4260	0	0	0
1.25 times User Fee via UPI (FASTag Lane Violation) (Note-9)	507	29786	29	5981	24	2490	42	18638	0	0	0

Traffic and Revenue Receivable (Annual Pass - Note 7)		
Transaction Type	Car/Jeep Count	Total Car/ Jeep Amount (in Rs.)
1	2	3
Annual Pass	666	35476

Total Non-Tollable Traffic Count Entry Details (Note-2)					
Transaction Type	Car/Jeep Count	Bus/Truck Count	LCV Count	MAV (Multi Axle Vehicle Count)	Three Axle Count
1	2	3	5	6	7
Reuse & Exit	2093	595	305	660	0
Exemption & Violation	4567	277	115	160	0

Notes

1. Fee for Fastag vehicles passing two toll plazas, is collected at two plazas in few cases and therefore section wise traffic details will not be available at one plaza for same.
2. All Non-tollable traffic could not be recorded/reported due to unavailability of adequate Lanes & systems. Non-Tollable count includes Reuse of daily/return/monthly pass, exit trips, exemption and violations.
3. Reporting (FASTag/Cash/Card) - 12:00:00 AM to 11:59:59 PM.
4. Fastag Collection is net of Acquiring Bank Charges
5. FASTag Debit Adjustment/Chargeback Received from Bank (Net)
6. Double user fee (from cash vehicles entering dedicated Fastag lane) collected from vehicles are reported separately (count and revenue). These are included in vehicle category wise count and revenue.
7. Annual FASTag pass w.e.f. 15 August 2025 as per directions of MPEL vide letter no MPEL/DIC/2025/676 dated August 14, 2025.
8. Annual Pass Toll Revenue receivable (as given in the table above) is not included in the column 'Fee Collected'.
9. '1.25' times User Fee via UPI for vehicles without a valid FASTag w.e.f. 15 November 2025 as per directions of MPEL vide letter no MPEL/02/DIC/968 dated 10 November 2025.



MONTHLY/DAILY FEE STATEMENT

Project Highway: National Highway NH-48

Day/Month: 07-Feb-2026

Sr. No.	Name of Toll Plaza Location	Chainage
National Highway NH-48 (from Km. 20+400 to 131+200)		
1	Shilphata	103+350

Type of Vehicle	For corresponding day/month of previous year 7-Feb-2025		For preceding day/month 6-Feb-2026		For the day/month reported upon 7-Feb-2026		
	No. of Vehicles	Fee collected (in lakh Rs.)	No. of Vehicles	Fee collected (in lakh Rs.)	Fee per Vehicle (in Rs.)	No. of Vehicles	Fee collected (in lakh Rs.)
1	2	3	4	5	6	7	8
A-Car (Note-7)	6934	410026	6910	381593	Note-1	7307	406654
B-LCV	1007	98652	960	91088		965	91281
C-Bus	2624	495823	2677	490218		2699	496408
D-Truck	0	0	0	0		0	0
E-Three-axle vehicle	0	0	0	0		0	0
F-Multi-axle Truck	4834	1821473	5693	2133476		5463	2044957
G-Oversized vehicle	0	0	0	0		0	0
FASTag Debit Adjustment/ Chargeback Received from Bank (Net) (Note-5)	0	0	0	638	Note-5	0	891
H- Total	15399	2825974	16240	3097013		16434	3040191

Day/Month wise Opening Balance of Toll Collection & Traffic

Day	7										
Month	2										
Year	2026										
Toll Depositing Bank	State Bank Of India										
Bank Account No.	39177623786										
Transaction Type	Car/Jeep Count	Total Car/ Jeep Amount (in Rs.)	Bus/Truck Count	Total Bus / Truck Amount (in Rs.)	LCV Count	Total LCV Amount (in Rs.)	MAV (Multi Axle Vehicle Count)	Total MAV (Multi Axle Vehicle) Amount (in Rs.)	Three Axle Count	Three Axle Count Amount (in Rs.)	FASTag Debit Adjustment/ Chargeback Received from Bank (Net) Note-5
1	2	3	4	5	8	9	10	11	12	13	
Single Journey	4619	210426	2081	343702	688	57218	4846	1718366	0	0	891
Monthly Pass Sales	6	3923	0	0	0	0	0	0	0	0	0
Daily Pass Sales	1711	120771	554	136536	251	30930	580	307510	0	0	0
Local Pass Sales	0	0	0	0	0	0	0	0	0	0	0
Return Pass Sales	0	0	0	0	0	0	0	0	0	0	0
Double User Fee (FASTag Lane Violation) (Note-6)	411	38634	24	7920	7	1162	10	7100	0	0	0
1.25 times User Fee via UPI (FASTag Lane Violation) (Note-9)	560	32900	40	8250	19	1971	27	11981	0	0	0

Traffic and Revenue Receivable (Annual Pass - Note 7)		
Transaction Type	Car/Jeep Count	Total Car/ Jeep Amount (in Rs.)
1	2	3
Annual Pass	723	37578

Total Non-Tollable Traffic Count Entry Details (Note-2)						
Transaction Type	Car/Jeep Count	Bus/Truck Count	LCV Count	MAV (Multi Axle Vehicle Count)	Three Axle Count	
1	2	3	5	6	7	
Reuse & Exit	2263	619	333	673	0	
Exemption & Violation	4343	306	98	109	0	

Notes

1. Fee for Fastag vehicles passing two toll plazas, is collected at two plazas in few cases and therefore section wise traffic details will not be available at one plaza for same.
2. All Non-tollable traffic could not be recorded/reported due to unavailability of adequate Lanes & systems. Non-Tollable count includes Reuse of daily/return/monthly pass, exit trips, exemption and violations.
3. Reporting (FASTag/Cash/Card) - 12:00:00 AM to 11:59:59 PM.
4. Fastag Collection is net of Acquiring Bank Charges
5. FASTag Debit Adjustment/Chargeback Received from Bank (Net)
6. Double user fee (from cash vehicles entering dedicated Fastag lane) collected from vehicles are reported separately (count and revenue). These are included in vehicle category wise count and revenue.
7. Annual FASTag pass w.e.f. 15 August 2025 as per directions of MPEL vide letter no MPEL/DIC/2025/676 dated August 14, 2025.
8. Annual Pass Toll Revenue receivable (as given in the table above) is not included in the column 'Fee Collected'.
9. '1.25' times User Fee via UPI for vehicles without a valid FASTag w.e.f. 15 November 2025 as per directions of MPEL vide letter no MPEL/02/DIC/968 dated 10 November 2025.

