

MONTHLY/DAILY FEE STATEMENT

Project Highway: National Highway NH-48

Day/Month: 01-Dec-2025

Sr. No.	Name of Toll Plaza Location	Chainage
National Highway NH-48 (from Km. 20+400 to 131+200)		
1	Somatne Phata	30+050

Type of Vehicle	For corresponding day/month of previous year 1-Dec-2024		For preceding day/month 30-Nov-2025		For the day/month reported upon 1-Dec-2025		
	No. of Vehicles	Fee collected (in Rs.)	No. of Vehicles	Fee collected (in Rs.)	Fee per Vehicle (in Rs.)	No. of Vehicles	Fee collected (in Rs.)
1	2	3	4	5	6	7	8
A-Car (Note-7)	15764	931274	16096	956943	Note-1	11589	718653
B-LCV	661	103416	913	226390		1171	153189
C- Bus	1158	252448	1335	371161		1563	565122
D-Truck	0	0	0	0		0	0
E-Three-axle vehicle	0	0	0	0		0	0
F-Multi-axle Truck	1641	601822	2177	798779		2340	873396
G-Oversized vehicle	0	0	0	0		0	0
FASTag Debit Adjustment/ Chargeback Received from Bank (Net) (Note-5)	0	684	0	3427	Note-5	0	2471
H- Total	19224	1889644	20521	2356700		16663	2312830

Day/Month wise Opening Balance of Toll Collection & Traffic


Day	1												
Month	12												
Year	2025												
Toll Depositing Bank	State Bank Of India												
Bank Account No.	39177623786												
Transaction Type	Car/Jeep Count	Total Car/ Jeep Amount (in Rs.)	Bus/Truck Count	Total Bus / Truck Amount (in Rs.)	LCV Count	Total LCV Amount (in Rs.)	MAV (Multi Axle Vehicle Count)	Total MAV (Multi Axle Vehicle) Amount (in Rs.)	Three Axle Count	Three Axle Count Amount (in Rs.)	FASTag Debit Adjustment/ Chargeback Received from Bank (Net)		
1	2	3	4	5	6	7	8	9	10	11	12	13	Note-5
Single Journey	7121	331441	1070	177649	715	59308	2181	773261	0	0	2471		
Monthly Pass Sales	79	64955	55	276739	15	37284	2	15962	0	0	0		
Daily Pass Sales	3736	266673	411	102566	426	53782	149	79558	0	0	0		
Local Pass Sales	0	0	0	0	0	0	0	0	0	0	0		
Return Pass Sales	0	0	0	0	0	0	0	0	0	0	0		
Double User Fee (FASTag Lane Violation) (Note-6)	477	45244	21	6930	14	2712	4	2840	0	0	0		
1.25 times User Fee via UPI (FASTag Lane Violation) (Note-9)	176	10340	6	1238	1	104	4	1775	0	0	0		

Traffic and Revenue Receivable (Annual Pass - Note 7)		
Transaction Type	Car/Jeep Count	Total Car/ Jeep Amount (in Rs.)
1	2	3
Annual Pass	1305	70669

Total Non-Tollable Traffic Count Entry Details (Note-2)					
Transaction Type	Car/Jeep Count	Bus/Truck Count	LCV Count	MAV (Multi Axle Vehicle Count)	Three Axle Count
1	2	3	4	5	6
Reuse & Exit	4389	793	891	155	0
Exemption & Violation	21058	861	371	1238	0

Notes

1. Fee for Fastag vehicles passing two toll plazas, is collected at two plazas in few cases and therefore section wise traffic details will not be available at one plaza for same.
2. All Non-tollable traffic could not be recorded/reported due to unavailability of adequate Lanes & systems. Non-Tollable count includes Reuse of daily/return/monthly pass, exit trips, exemption and violations.
3. Reporting (FASTag/Cash/Card) - 12:00:00 AM to 11:59:59 PM.
4. Fastag Collection is net of Acquiring Bank Charges
5. FASTag Debit Adjustment/Chargeback Received from Bank (Net)
6. Double user fee (from cash vehicles entering dedicated Fastag lane) collected from vehicles are reported separately (count and revenue). These are included in vehicle category wise count and revenue.
7. Annual FASTag pass w.e.f. 15 August 2025 as per directions of MPEL vide letter no MPEL/DIC/2025/676 dated August 14, 2025.
8. Annual Pass Toll Revenue receivable (as given in the table above) is not included in the column 'Fee Collected'.
9. '1.25' times User Fee via UPI for vehicles without a valid FASTag w.e.f. 15 November 2025 as per directions of MPEL vide letter no MPEL/02/DIC/968 dated 10 November 2025.



MONTHLY/DAILY FEE STATEMENT

Project Highway: National Highway NH-48

Day/Month: 02-Dec-2025

Sr. No.	Name of Toll Plaza Location	Chainage
National Highway NH-48 (from Km. 20+400 to 131+200)		
1	Somatne Phata	30+050

Type of Vehicle	For corresponding day/month of previous year 2-Dec-2024		For preceding day/month 1-Dec-2025		For the day/month reported upon 2-Dec-2025		
	No. of Vehicles	Fee collected (in Rs.)	No. of Vehicles	Fee collected (in Rs.)	Fee per Vehicle (in Rs.)	No. of Vehicles	Fee collected (in Rs.)
1	2	3	4	5	6	7	8
A-Car (Note-7)	11501	710247	11589	718653	Note-1	11926	711391
B-LCV	905	101708	1171	153189		1097	144473
C- Bus	1198	272932	1563	565122		1382	272555
D-Truck	0	0	0	0		0	0
E-Three-axle vehicle	0	0	0	0		0	0
F-Multi-axle Truck	1821	663444	2340	873396		2311	896488
G-Oversized vehicle	0	0	0	0	0	0	
FASTag Debit Adjustment/ Chargeback Received from Bank (Net) (Note-5)	0	0	0	2471	Note-5	0	1321
H- Total	15425	1748331	16663	2312830		16716	2026228

Day/Month wise Opening Balance of Toll Collection & Traffic

Day	2
Month	12
Year	2025
Toll Depositing Bank	State Bank Of India
Bank Account No.	39177623786


Transaction Type	Car/Jeep Count	Total Car/ Jeep Amount (in Rs.)	Bus/Truck Count	Total Bus / Truck Amount (in Rs.)	LCV Count	Total LCV Amount (in Rs.)	MAV (Multi Axle Vehicle Count)	Total MAV (Multi Axle Vehicle) Amount (in Rs.)	Three Axle Count	Three Axle Count Amount (in Rs.)	FASTag Debit Adjustment/ Chargeback Received from Bank (Net)		
1	2	3	4	5	6	7	8	9	10	11	12	13	Note-5
Single Journey	6670	310804	984	162986	677	57089	2133	757786	0	0	0	1321	
Monthly Pass Sales	25	19948	2	9891	16	36086	9	47975	0	0	0	0	
Daily Pass Sales	4519	320878	375	93490	389	49058	163	87000	0	0	0	0	
Local Pass Sales	0	0	0	0	0	0	0	0	0	0	0	0	
Return Pass Sales	0	0	0	0	0	0	0	0	0	0	0	0	
Double User Fee (FASTag Lane Violation) (Note-6)	498	47188	15	4950	11	1826	4	2840	0	0	0	0	
1.25 times User Fee via UPI (FASTag Lane Violation) (Note-9)	214	12573	6	1238	4	415	2	888	0	0	0	0	

Traffic and Revenue Receivable (Annual Pass - Note 7)		
Transaction Type	Car/Jeep Count	Total Car/ Jeep Amount (in Rs.)
1	2	3
Annual Pass	1286	70162

Total Non-Tollable Traffic Count Entry Details (Note-2)					
Transaction Type	Car/Jeep Count	Bus/Truck Count	LCV Count	MAV (Multi Axle Vehicle Count)	Three Axle Count
1	2	3	4	5	6
Reuse & Exit	5250	764	715	186	0
Exemption & Violation	21350	855	324	1222	0

Notes

1. Fee for Fastag vehicles passing two toll plazas, is collected at two plazas in few cases and therefore section wise traffic details will not be available at one plaza for same.
2. All Non-tollable traffic could not be recorded/reported due to unavailability of adequate Lanes & systems. Non-Tollable count includes Reuse of daily/return/monthly pass, exit trips, exemption and violations.
3. Reporting (FASTag/Cash/Card) - 12:00:00 AM to 11:59:59 PM.
4. Fastag Collection is net of Acquiring Bank Charges
5. FASTag Debit Adjustment/Chargeback Received from Bank (Net)
6. Double user fee (from cash vehicles entering dedicated Fastag lane) collected from vehicles are reported separately (count and revenue). These are included in vehicle category wise count and revenue.
7. Annual FASTag pass w.e.f. 15 August 2025 as per directions of MPEL vide letter no MPEL/DIC/2025/676 dated August 14, 2025.
8. Annual Pass Toll Revenue receivable (as given in the table above) is not included in the column 'Fee Collected'.
9. '1.25' times User Fee via UPI for vehicles without a valid FASTag w.e.f. 15 November 2025 as per directions of MPEL vide letter no MPEL/02/DIC/968 dated 10 November 2025.



MONTHLY/DAILY FEE STATEMENT

Project Highway: National Highway NH-48

Day/Month: 03-Dec-2025

Sr. No.	Name of Toll Plaza Location	Chainage
National Highway NH-48 (from Km. 20+400 to 131+200)		
1	Somatne Phata	30+050

Type of Vehicle	For corresponding day/month of previous year 3-Dec-2024		For preceding day/month 2-Dec-2025		For the day/month reported upon 3-Dec-2025		
	No. of Vehicles	Fee collected (in Rs.)	No. of Vehicles	Fee collected (in Rs.)	Fee per Vehicle (in Rs.)	No. of Vehicles	Fee collected (in Rs.)
1	2	3	4	5	6	7	8
A-Car (Note-7)	11241	683785	11926	711391	Note-1	11161	677048
B-LCV	937	98420	1097	144473		1165	134541
C- Bus	1321	250142	1382	272555		1473	290396
D-Truck	0	0	0	0		0	0
E-Three-axle vehicle	0	0	0	0		0	0
F-Multi-axle Truck	1725	640281	2311	896488		2333	862019
G-Oversized vehicle	0	0	0	0		0	0
FASTag Debit Adjustment/ Chargeback Received from Bank (Net) (Note-5)	0	1647	0	1321	Note-5	0	536
H- Total	15224	1674275	16716	2026228		16132	1964539

Day/Month wise Opening Balance of Toll Collection & Traffic

Day	3
Month	12
Year	2025
Toll Depositing Bank	State Bank Of India
Bank Account No.	39177623786


Transaction Type	Car/Jeep Count	Total Car/ Jeep Amount (in Rs.)	Bus/Truck Count	Total Bus / Truck Amount (in Rs.)	LCV Count	Total LCV Amount (in Rs.)	MAV (Multi Axle Vehicle Count)	Total MAV (Multi Axle Vehicle) Amount (in Rs.)	Three Axle Count	Three Axle Count Amount (in Rs.)	FASTag Debit Adjustment/ Chargeback Received from Bank (Net)
1	2	3	4	5	8	9	10	11	12	13	Note-5
Single Journey	6411	300386	1054	175225	686	58222	2154	766599	0	0	536
Monthly Pass Sales	28	31849	2	9882	7	16171	0	0	0	0	0
Daily Pass Sales	4080	291421	386	96295	452	57139	173	91959	0	0	0
Local Pass Sales	0	0	0	0	0	0	0	0	0	0	0
Return Pass Sales	0	0	0	0	0	0	0	0	0	0	0
Double User Fee (FASTag Lane Violation) (Note-6)	442	41642	21	6930	15	2490	3	2130	0	0	0
1.25 times User Fee via UPI (FASTag Lane Violation) (Note-9)	200	11750	10	2063	5	519	3	1331	0	0	0

Traffic and Revenue Receivable (Annual Pass - Note 7)		
Transaction Type	Car/Jeep Count	Total Car/ Jeep Amount (in Rs.)
1	2	3
Annual Pass	1301	70444

Total Non-Tollable Traffic Count Entry Details (Note-2)					
Transaction Type	Car/Jeep Count	Bus/Truck Count	LCV Count	MAV (Multi Axle Vehicle Count)	Three Axle Count
1	2	3	5	6	7
Reuse & Exit	4936	825	959	190	0
Exemption & Violation	20994	912	402	1273	0

Notes

1. Fee for Fastag vehicles passing two toll plazas, is collected at two plazas in few cases and therefore section wise traffic details will not be available at one plaza for same.
2. All Non-tollable traffic could not be recorded/reported due to unavailability of adequate Lanes & systems. Non-Tollable count includes Reuse of daily/return/monthly pass, exit trips, exemption and violations.
3. Reporting (FASTag/Cash/Card) - 12:00:00 AM to 11:59:59 PM.
4. Fastag Collection is net of Acquiring Bank Charges
5. FASTag Debit Adjustment/Chargeback Received from Bank (Net)
6. Double user fee (from cash vehicles entering dedicated Fastag lane) collected from vehicles are reported separately (count and revenue). These are included in vehicle category wise count and revenue.
7. Annual FASTag pass w.e.f. 15 August 2025 as per directions of MPEL vide letter no MPEL/DIC/2025/676 dated August 14, 2025.
8. Annual Pass Toll Revenue receivable (as given in the table above) is not included in the column 'Fee Collected'.
9. '1.25' times User Fee via UPI for vehicles without a valid FASTag w.e.f. 15 November 2025 as per directions of MPEL vide letter no MPEL/02/DIC/968 dated 10 November 2025.



MONTHLY/DAILY FEE STATEMENT

Project Highway: National Highway NH-48

Day/Month: 04-Dec-2025

Sr. No.	Name of Toll Plaza Location	Chainage
National Highway NH-48 (From Km. 20+400 to 131+200)		
1	Somatne Phata	30+050

Type of Vehicle	For corresponding day/month of previous year 4-Dec-2024		For preceding day/month 3-Dec-2025		For the day/month reported upon 4-Dec-2025		
	No. of Vehicles	Fee collected (in Rs.)	No. of Vehicles	Fee collected (in Rs.)	Fee per Vehicle (in Rs.)	No. of Vehicles	Fee collected (in Rs.)
1	2	3	4	5	6	7	8
A-Car (Note-7)	10926	648901	11161	677048	Note-1	11510	669652
B-LCV	882	99648	1165	134541		1107	112456
C- Bus	1275	243443	1473	290396		1431	271331
D-Truck	0	0	0	0		0	0
E-Three-axle vehicle	0	0	0	0		0	0
F-Multi-axle Truck	1673	622886	2333	862019		2314	849699
G-Oversized vehicle	0	0	0	0	0	0	
FASTag Debit Adjustment/ Chargeback Received from Bank (Net) (Note-5)	0	344	0	536	Note-5	0	1856
H- Total	14756	1615222	16132	1964539		16362	1904995

Day/Month wise Opening Balance of Toll Collection & Traffic

Day	4
Month	12
Year	2025
Toll Depositing Bank	State Bank Of India
Bank Account No.	39177623786


Transaction Type	Car/Jeep Count	Total Car/ Jeep Amount (in Rs.)	Bus/Truck Count	Total Bus / Truck Amount (in Rs.)	LCV Count	Total LCV Amount (in Rs.)	MAV (Multi Axle Vehicle Count)	Total MAV (Multi Axle Vehicle) Amount (in Rs.)	Three Axle Count	Three Axle Count Amount (in Rs.)	FASTag Debit Adjustment/ Chargeback Received from Bank (Net)		
1	2	3	4	5	6	7	8	9	10	11	12	13	Note-5
Single Journey	6715	313242	1024	169628	665	56161	2159	768007	0	0	0	1856	
Monthly Pass Sales	13	9945	0	0	0	0	0	0	0	0	0	0	
Daily Pass Sales	4171	297151	385	95557	424	53743	144	76544	0	0	0	0	
Local Pass Sales	0	0	0	0	0	0	0	0	0	0	0	0	
Return Pass Sales	0	0	0	0	0	0	0	0	0	0	0	0	
Double User Fee (FASTag Lane Violation) (Note-6)	378	35626	13	4290	11	1826	1	710	0	0	0	0	
1.25 times User Fee via UPI (FASTag Lane Violation) (Note-9)	233	13689	9	1856	7	726	10	4438	0	0	0	0	

Traffic and Revenue Receivable (Annual Pass - Note 7)		
Transaction Type	Car/Jeep Count	Total Car/ Jeep Amount (in Rs.)
1	2	3
Annual Pass	1383	75226

Total Non-Tollable Traffic Count Entry Details (Note-2)					
Transaction Type	Car/Jeep Count	Bus/Truck Count	LCV Count	MAV (Multi Axle Vehicle Count)	Three Axle Count
1	2	3	4	5	6
Reuse & Exit	4969	846	975	175	0
Exemption & Violation	20948	966	300	1393	0

Notes

1. Fee for Fastag vehicles passing two toll plazas, is collected at two plazas in few cases and therefore section wise traffic details will not be available at one plaza for same.
2. All Non-tollable traffic could not be recorded/reported due to unavailability of adequate Lanes & systems. Non-Tollable count includes Reuse of daily/return/monthly pass, exit trips, exemption and violations.
3. Reporting (FASTag/Cash/Card) - 12:00:00 AM to 11:59:59 PM.
4. Fastag Collection is net of Acquiring Bank Charges
5. FASTag Debit Adjustment/Chargeback Received from Bank (Net)
6. Double user fee (from cash vehicles entering dedicated Fastag lane) collected from vehicles are reported separately (count and revenue). These are included in vehicle category wise count and revenue.
7. Annual FASTag pass w.e.f. 15 August 2025 as per directions of MPEL vide letter no MPEL/DIC/2025/676 dated August 14, 2025.
8. Annual Pass Toll Revenue receivable (as given in the table above) is not included in the column 'Fee Collected'.
9. '1.25' times User Fee via UPI for vehicles without a valid FASTag w.e.f. 15 November 2025 as per directions of MPEL vide letter no MPEL/02/DIC/968 dated 10 November 2025.



MONTHLY/DAILY FEE STATEMENT

Project Highway: National Highway NH-48

Day/Month: 05-Dec-2025

Sr. No.	Name of Toll Plaza Location	Chainage
National Highway NH-48 (from Km. 20+400 to 131+200)		
1	Somatne Phata	30+050

Type of Vehicle	For corresponding day/month of previous year 5-Dec-2024		For preceding day/month 4-Dec-2025		For the day/month reported upon 5-Dec-2025		
	No. of Vehicles	Fee collected (in Rs.)	No. of Vehicles	Fee collected (in Rs.)	Fee per Vehicle (in Rs.)	No. of Vehicles	Fee collected (in Rs.)
1	2	3	4	5	6	7	8
A-Car (Note-7)	12681	808499	11510	669652	Note-1	13310	760398
B-LCV	1011	108403	1107	112456		1235	173573
C- Bus	1473	287223	1431	271331		1480	280808
D-Truck	0	0	0	0		0	0
E-Three-axle vehicle	0	0	0	0		0	0
F-Multi-axle Truck	2031	763544	2314	849699		2073	776640
G-Oversized vehicle	0	0	0	0		0	0
FASTag Debit Adjustment/ Chargeback Received from Bank (Net) (Note-5)	0	766	0	1856	Note-5	0	1540
H- Total	17196	1968435	16362	1904995		18098	1992960

Day/Month wise Opening Balance of Toll Collection & Traffic

Day	5
Month	12
Year	2025
Toll Depositing Bank	State Bank Of India
Bank Account No.	39177623786

Transaction Type	Car/Jeep Count	Total Car/ Jeep Amount (in Rs.)	Bus/Truck Count	Total Bus / Truck Amount (in Rs.)	LCV Count	Total LCV Amount (in Rs.)	MAV (Multi Axle Vehicle Count)	Total MAV (Multi Axle Vehicle) Amount (in Rs.)	Three Axle Count	Three Axle Count Amount (in Rs.)	FASTag Debit Adjustment/ Chargeback Received from Bank (Net)		
1	2	3	4	5	6	7	8	9	10	11	12	13	Note-5
Single Journey	8116	380936	1073	178367	729	62161	1903	675454	0	0	0	1540	
Monthly Pass Sales	3	1437	0	0	20	49712	1	10631	0	0	0	0	
Daily Pass Sales	4445	316254	385	96048	465	58712	160	85762	0	0	0	0	
Local Pass Sales	0	0	0	0	0	0	0	0	0	0	0	0	
Return Pass Sales	0	0	0	0	0	0	0	0	0	0	0	0	
Double User Fee (FASTag Lane Violation) (Note-6)	494	46966	15	4950	13	2158	3	2130	0	0	0	0	
1.25 times User Fee via UPI (FASTag Lane Violation) (Note-9)	252	14805	7	1444	8	830	6	2663	0	0	0	0	

Traffic and Revenue Receivable (Annual Pass - Note 7)		
Transaction Type	Car/Jeep Count	Total Car/ Jeep Amount (in Rs.)
1	2	3
Annual Pass	1423	77702

Total Non-Tollable Traffic Count Entry Details (Note-2)					
Transaction Type	Car/Jeep Count	Bus/Truck Count	LCV Count	MAV (Multi Axle Vehicle Count)	Three Axle Count
1	2	3	4	5	6
Reuse & Exit	5217	838	1018	180	0
Exemption & Violation	21965	914	328	1289	0

Notes

1. Fee for Fastag vehicles passing two toll plazas, is collected at two plazas in few cases and therefore section wise traffic details will not be available at one plaza for same.
2. All Non-tollable traffic could not be recorded/reported due to unavailability of adequate Lanes & systems. Non-Tollable count includes Reuse of daily/return/monthly pass, exit trips, exemption and violations.
3. Reporting (FASTag/Cash/Card) - 12:00:00 AM to 11:59:59 PM.
4. Fastag Collection is net of Acquiring Bank Charges
5. FASTag Debit Adjustment/Chargeback Received from Bank (Net)
6. Double user fee (from cash vehicles entering dedicated Fastag lane) collected from vehicles are reported separately (count and revenue). These are included in vehicle category wise count and revenue.
7. Annual FASTag pass w.e.f. 15 August 2025 as per directions of MPEL vide letter no MPEL/DIC/2025/676 dated August 14, 2025.
8. Annual Pass Toll Revenue receivable (as given in the table above) is not included in the column 'Fee Collected'.
9. '1.25' times User Fee via UPI for vehicles without a valid FASTag w.e.f. 15 November 2025 as per directions of MPEL vide letter no MPEL/02/DIC/968 dated 10 November 2025.



MONTHLY/DAILY FEE STATEMENT

Project Highway: National Highway NH-48

Day/Month: 06-Dec-2025

Sr. No.	Name of Toll Plaza Location	Chainage
National Highway NH-48 (from Km. 20+400 to 131+200)		
1	Somatne Phata	30+050

Type of Vehicle	For corresponding day/month of previous year 6-Dec-2024		For preceding day/month 5-Dec-2025		For the day/month reported upon 6-Dec-2025		
	No. of Vehicles	Fee collected (in Rs.)	No. of Vehicles	Fee collected (in Rs.)	Fee per Vehicle (in Rs.)	No. of Vehicles	Fee collected (in Rs.)
1	2	3	4	5	6	7	8
A-Car (Note-7)	12797	751104	13310	760398	Note-1	14933	840830
B-LCV	951	100136	1235	173573		1067	107175
C- Bus	1520	307452	1480	280808		1531	296549
D-Truck	0	0	0	0		0	0
E-Three-axle vehicle	0	0	0	0		0	0
F-Multi-axle Truck	1970	727266	2073	776640		2134	787825
G-Oversized vehicle	0	0	0	0		0	0
FASTag Debit Adjustment/ Chargeback Received from Bank (Net) (Note-5)	0	-186	0	1540	Note-5	0	2122
H- Total	17238	1885773	18098	1992960		19665	2034501

Day/Month wise Opening Balance of Toll Collection & Traffic

Day	6
Month	12
Year	2025
Toll Depositing Bank	State Bank Of India
Bank Account No.	39177623786


Transaction Type	Car/Jeep Count	Total Car/ Jeep Amount (in Rs.)	Bus/Truck Count	Total Bus / Truck Amount (in Rs.)	LCV Count	Total LCV Amount (in Rs.)	MAV (Multi Axle Vehicle Count)	Total MAV (Multi Axle Vehicle) Amount (in Rs.)	Three Axle Count	Three Axle Count Amount (in Rs.)	FASTag Debit Adjustment/ Chargeback Received from Bank (Net)
1	2	3	4	5	8	9	10	11	12	13	Note-5
Single Journey	9572	452727	1091	181491	682	57821	1967	698247	0	0	2122
Monthly Pass Sales	1	359	1	4941	0	0	0	0	0	0	0
Daily Pass Sales	4526	322089	403	100340	358	45121	162	87360	0	0	0
Local Pass Sales	0	0	0	0	0	0	0	0	0	0	0
Return Pass Sales	0	0	0	0	0	0	0	0	0	0	0
Double User Fee (FASTag Lane Violation) (Note-6)	459	43428	19	6270	23	3818	0	0	0	0	0
1.25 times User Fee via UPI (FASTag Lane Violation) (Note-9)	375	22226	17	3506	4	415	5	2219	0	0	0

Traffic and Revenue Receivable (Annual Pass - Note 7)		
Transaction Type	Car/Jeep Count	Total Car/ Jeep Amount (in Rs.)
1	2	3
Annual Pass	1626	89517

Total Non-Tollable Traffic Count Entry Details (Note-2)					
Transaction Type	Car/Jeep Count	Bus/Truck Count	LCV Count	MAV (Multi Axle Vehicle Count)	Three Axle Count
1	2	3	5	6	7
Reuse & Exit	5206	782	787	179	0
Exemption & Violation	21490	823	281	1147	0

Notes

1. Fee for Fastag vehicles passing two toll plazas, is collected at two plazas in few cases and therefore section wise traffic details will not be available at one plaza for same.
2. All Non-tollable traffic could not be recorded/reported due to unavailability of adequate Lanes & systems. Non-Tollable count includes Reuse of daily/return/monthly pass, exit trips, exemption and violations.
3. Reporting (FASTag/Cash/Card) - 12:00:00 AM to 11:59:59 PM.
4. Fastag Collection is net of Acquiring Bank Charges
5. FASTag Debit Adjustment/Chargeback Received from Bank (Net)
6. Double user fee (from cash vehicles entering dedicated Fastag lane) collected from vehicles are reported separately (count and revenue). These are included in vehicle category wise count and revenue.
7. Annual FASTag pass w.e.f. 15 August 2025 as per directions of MPEL vide letter no MPEL/DIC/2025/676 dated August 14, 2025.
8. Annual Pass Toll Revenue receivable (as given in the table above) is not included in the column 'Fee Collected'.
9. '1.25' times User Fee via UPI for vehicles without a valid FASTag w.e.f. 15 November 2025 as per directions of MPEL vide letter no MPEL/02/DIC/968 dated 10 November 2025.



MONTHLY/DAILY FEE STATEMENT

Project Highway: National Highway NH-48

Day/Month: 07-Dec-2025

Sr. No.	Name of Toll Plaza Location	Chainage
National Highway NH-48 (from Km. 20+400 to 131+200)		
1	Somatne Phata	30+050

Type of Vehicle	For corresponding day/month of previous year 7-Dec-2024		For preceding day/month 6-Dec-2025		For the day/month reported upon 7-Dec-2025		
	No. of Vehicles	Fee collected (in Rs.)	No. of Vehicles	Fee collected (in Rs.)	Fee per Vehicle (in Rs.)	No. of Vehicles	Fee collected (in Rs.)
1	2	3	4	5	6	7	8
A-Car (Note-7)	15471	895997	14933	840830	Note-1	15485	880345
B-LCV	1030	108630	1067	107175		722	69925
C-Bus	1513	395348	1531	296549		1248	234842
D-Truck	0	0	0	0		0	0
E-Three-axle vehicle	0	0	0	0		0	0
F-Multi-axle Truck	2086	774236	2134	787825		1967	828110
G-Oversized vehicle	0	0	0	0	0	0	
FASTag Debit Adjustment/ Chargeback Received from Bank (Net) (Note-5)	0	0	0	2122	Note-5	0	-98
H- Total	20100	2174210	19665	2034501		19422	2013123

Day/Month wise Opening Balance of Toll Collection & Traffic

Day	7
Month	12
Year	2025
Toll Depositing Bank	State Bank Of India
Bank Account No.	39177623786

Transaction Type	Car/Jeep Count	Total Car/ Jeep Amount (in Rs.)	Bus/Truck Count	Total Bus / Truck Amount (in Rs.)	LCV Count	Total LCV Amount (in Rs.)	MAV (Multi Axle Vehicle Count)	Total MAV (Multi Axle Vehicle) Amount (in Rs.)	Three Axle Count	Three Axle Count Amount (in Rs.)	FASTag Debit Adjustment/ Chargeback Received from Bank (Net)
1	2	3	4	5	8	9	10	11	12	13	Note-5
Single Journey	9561	451252	927	154141	516	43758	1761	625481	0	0	-98
Monthly Pass Sales	3	2486	0	0	0	0	90	140875	0	0	0
Daily Pass Sales	4881	344040	294	73029	196	24568	111	59003	0	0	0
Local Pass Sales	0	0	0	0	0	0	0	0	0	0	0
Return Pass Sales	0	0	0	0	0	0	0	0	0	0	0
Double User Fee (FASTag Lane Violation) (Note-6)	602	56776	17	5610	9	1494	2	1420	0	0	0
1.25 times User Fee via UPI (FASTag Lane Violation) (Note-9)	438	25791	10	2063	1	104	3	1331	0	0	0

Traffic and Revenue Receivable (Annual Pass - Note 7)		
Transaction Type	Car/Jeep Count	Total Car/ Jeep Amount (in Rs.)
1	2	3
Annual Pass	1594	88448

Total Non-Tollable Traffic Count Entry Details (Note-2)					
Transaction Type	Car/Jeep Count	Bus/Truck Count	LCV Count	MAV (Multi Axle Vehicle Count)	Three Axle Count
1	2	3	5	6	7
Reuse & Exit	5339	58	435	115	0
Exemption & Violation	20137	572	161	503	0

Notes

1. Fee for Fastag vehicles passing two toll plazas, is collected at two plazas in few cases and therefore section wise traffic details will not be available at one plaza for same.
2. All Non-tollable traffic could not be recorded/reported due to unavailability of adequate Lanes & systems. Non-Tollable count includes Reuse of daily/return/monthly pass, exit trips, exemption and violations.
3. Reporting (FASTag/Cash/Card) - 12:00:00 AM to 11:59:59 PM.
4. Fastag Collection is net of Acquiring Bank Charges
5. FASTag Debit Adjustment/Chargeback Received from Bank (Net)
6. Double user fee (from cash vehicles entering dedicated Fastag lane) collected from vehicles are reported separately (count and revenue). These are included in vehicle category wise count and revenue.
7. Annual FASTag pass w.e.f. 15 August 2025 as per directions of MPEL vide letter no MPEL/DIC/2025/676 dated August 14, 2025.
8. Annual Pass Toll Revenue receivable (as given in the table above) is not included in the column 'Fee Collected'.
9. '1.25' times User Fee via UPI for vehicles without a valid FASTag w.e.f. 15 November 2025 as per directions of MPEL vide letter no MPEL/02/DIC/968 dated 10 November 2025.



MONTHLY/DAILY FEE STATEMENT

Project Highway: National Highway NH-48

Day/Month: 08-Dec-2025

Sr. No.	Name of Toll Plaza Location	Chainage
National Highway NH-48 (from Km. 20+400 to 131+200)		
1	Somatne Phata	30+050

Type of Vehicle	For corresponding day/month of previous year 8-Dec-2024		For preceding day/month 7-Dec-2025		For the day/month reported upon 8-Dec-2025		
	No. of Vehicles	Fee collected (in Rs.)	No. of Vehicles	Fee collected (in Rs.)	Fee per Vehicle (in Rs.)	No. of Vehicles	Fee collected (in Rs.)
1	2	3	4	5	6	7	8
A-Car (Note-7)	16166	942709	15485	880345	Note-1	11091	636980
B-LCV	747	80582	722	69925		1041	105048
C- Bus	1145	217926	1248	234842		1437	273958
D-Truck	0	0	0	0		0	0
E-Three-axle vehicle	0	0	0	0		0	0
F-Multi-axle Truck	1846	674753	1967	828110		2093	770337
G-Oversized vehicle	0	0	0	0		0	0
FASTag Debit Adjustment/ Chargeback Received from Bank (Net) (Note-5)	0	246	0	-98	Note-5	0	3164
H- Total	19904	1916216	19422	2013123		15662	1789488

Day/Month wise Opening Balance of Toll Collection & Traffic

Day	8
Month	12
Year	2025
Toll Depositing Bank	State Bank Of India
Bank Account No.	39177623786


Transaction Type	Car/Jeep Count	Total Car/ Jeep Amount (in Rs.)	Bus/Truck Count	Total Bus / Truck Amount (in Rs.)	LCV Count	Total LCV Amount (in Rs.)	MAV (Multi Axle Vehicle Count)	Total MAV (Multi Axle Vehicle) Amount (in Rs.)	Three Axle Count	Three Axle Count Amount (in Rs.)	FASTag Debit Adjustment/ Chargeback Received from Bank (Net)
1	2	3	4	5	8	9	10	11	12	13	Note-5
Single Journey	6661	311262	1019	169125	633	53441	1936	686789	0	0	3164
Monthly Pass Sales	4	3893	0	0	0	0	0	0	0	0	0
Daily Pass Sales	3735	266288	393	98192	394	49469	152	80797	0	0	0
Local Pass Sales	0	0	0	0	0	0	0	0	0	0	0
Return Pass Sales	0	0	0	0	0	0	0	0	0	0	0
Double User Fee (FASTag Lane Violation) (Note-6)	415	39322	12	3960	11	1826	2	1420	0	0	0
1.25 times User Fee via UPI (FASTag Lane Violation) (Note-9)	276	16215	13	2681	3	311	3	1331	0	0	0

Traffic and Revenue Receivable (Annual Pass - Note 7)		
Transaction Type	Car/Jeep Count	Total Car/ Jeep Amount (in Rs.)
1	2	3
Annual Pass	1377	75114

Total Non-Tollable Traffic Count Entry Details (Note-2)					
Transaction Type	Car/Jeep Count	Bus/Truck Count	LCV Count	MAV (Multi Axle Vehicle Count)	Three Axle Count
1	2	3	5	6	7
Reuse & Exit	4510	813	950	174	0
Exemption & Violation	21744	827	376	1239	0

Notes

1. Fee for Fastag vehicles passing two toll plazas, is collected at two plazas in few cases and therefore section wise traffic details will not be available at one plaza for same.
2. All Non-tollable traffic could not be recorded/reported due to unavailability of adequate Lanes & systems. Non-Tollable count includes Reuse of daily/return/monthly pass, exit trips, exemption and violations.
3. Reporting (FASTag/Cash/Card) - 12:00:00 AM to 11:59:59 PM.
4. Fastag Collection is net of Acquiring Bank Charges
5. FASTag Debit Adjustment/Chargeback Received from Bank (Net)
6. Double user fee (from cash vehicles entering dedicated Fastag lane) collected from vehicles are reported separately (count and revenue). These are included in vehicle category wise count and revenue.
7. Annual FASTag pass w.e.f. 15 August 2025 as per directions of MPEL vide letter no MPEL/DIC/2025/676 dated August 14, 2025.
8. Annual Pass Toll Revenue receivable (as given in the table above) is not included in the column 'Fee Collected'.
9. '1.25' times User Fee via UPI for vehicles without a valid FASTag w.e.f. 15 November 2025 as per directions of MPEL vide letter no MPEL/02/DIC/968 dated 10 November 2025.



MONTHLY/DAILY FEE STATEMENT

Project Highway: National Highway NH-48

Day/Month: 09-Dec-2025

Sr. No.	Name of Toll Plaza Location	Chainage
National Highway NH-48 (from Km. 20+400 to 131+200)		
1	Somatne Phata	30+050

Type of Vehicle	For corresponding day/month of previous year 9-Dec-2024		For preceding day/month 8-Dec-2025		For the day/month reported upon 9-Dec-2025		
	No. of Vehicles	Fee collected (in Rs.)	No. of Vehicles	Fee collected (in Rs.)	Fee per Vehicle (in Rs.)	No. of Vehicles	Fee collected (in Rs.)
1	2	3	4	5	6	7	8
A-Car (Note-7)	11611	682485	11091	636980	Note-1	10796	629101
B-LCV	892	91712	1041	105048		1093	113948
C-Bus	1340	259149	1437	273958		1506	289022
D-Truck	0	0	0	0		0	0
E-Three-axle vehicle	0	0	0	0		0	0
F-Multi-axle Truck	1962	740003	2093	770337		2249	835673
G-Oversized vehicle	0	0	0	0	0	0	
FASTag Debit Adjustment/ Chargeback Received from Bank (Net) (Note-5)	0	301	0	3164	Note-5	0	831
H- Total	15805	1773650	15662	1789488		15644	1868574

Day/Month wise Opening Balance of Toll Collection & Traffic

Day	9
Month	12
Year	2025
Toll Depositing Bank	State Bank Of India
Bank Account No.	39177623786

Transaction Type	Car/Jeep Count	Total Car/ Jeep Amount (in Rs.)	Bus/Truck Count	Total Bus / Truck Amount (in Rs.)	LCV Count	Total LCV Amount (in Rs.)	MAV (Multi Axle Vehicle Count)	Total MAV (Multi Axle Vehicle) Amount (in Rs.)	Three Axle Count	Three Axle Count Amount (in Rs.)	FASTag Debit Adjustment/ Chargeback Received from Bank (Net)
1	2	3	4	5	8	9	10	11	12	13	Note-5
Single Journey	6113	287033	1063	176886	659	56266	2051	730156	0	0	831
Monthly Pass Sales	3	2156	0	0	1	2486	0	0	0	0	0
Daily Pass Sales	4049	288723	402	100338	411	51917	197	105073	0	0	0
Local Pass Sales	0	0	0	0	0	0	0	0	0	0	0
Return Pass Sales	0	0	0	0	0	0	0	0	0	0	0
Double User Fee (FASTag Lane Violation) (Note-6)	381	36502	27	8910	16	2656	0	0	0	0	0
1.25 times User Fee via UPI (FASTag Lane Violation) (Note-9)	250	14688	14	2888	6	623	1	444	0	0	0

Traffic and Revenue Receivable (Annual Pass - Note 7)		
Transaction Type	Car/Jeep Count	Total Car/ Jeep Amount (in Rs.)
1	2	3
Annual Pass	1394	75901

Total Non-Tollable Traffic Count Entry Details (Note-2)					
Transaction Type	Car/Jeep Count	Bus/Truck Count	LCV Count	MAV (Multi Axle Vehicle Count)	Three Axle Count
1	2	3	5	6	7
Reuse & Exit	4881	834	979	231	0
Exemption & Violation	20998	888	330	1294	0

Notes

1. Fee for Fastag vehicles passing two toll plazas, is collected at two plazas in few cases and therefore section wise traffic details will not be available at one plaza for same.
2. All Non-tollable traffic could not be recorded/reported due to unavailability of adequate Lanes & systems. Non-Tollable count includes Reuse of daily/return/monthly pass, exit trips, exemption and violations.
3. Reporting (FASTag/Cash/Card) - 12:00:00 AM to 11:59:59 PM.
4. FASTag Collection is net of Acquiring Bank Charges
5. FASTag Debit Adjustment/Chargeback Received from Bank (Net)
6. Double user fee (from cash vehicles entering dedicated Fastag lane) collected from vehicles are reported separately (count and revenue). These are included in vehicle category wise count and revenue.
7. Annual FASTag pass w.e.f. 15 August 2025 as per directions of MPEL vide letter no MPEL/DIC/2025/676 dated August 14, 2025.
8. Annual Pass Toll Revenue receivable (as given in the table above) is not included in the column 'Fee Collected'.
9. '1.25' times User Fee via UPI for vehicles without a valid FASTag w.e.f. 15 November 2025 as per directions of MPEL vide letter no MPEL/02/DIC/968 dated 10 November 2025.



MONTHLY/DAILY FEE STATEMENT

Project Highway: National Highway NH-48

Day/Month: 10-Dec-2025

Sr. No.	Name of Toll Plaza Location	Chainage
National Highway NH-48 (from Km. 20+400 to 131+200)		
1	Somatne Phata	30+050

Type of Vehicle	For corresponding day/month of previous year 10-Dec-2024		For preceding day/month 9-Dec-2025		For the day/month reported upon 10-Dec-2025		
	No. of Vehicles	Fee collected (in Rs.)	No. of Vehicles	Fee collected (in Rs.)	Fee per Vehicle (in Rs.)	No. of Vehicles	Fee collected (in Rs.)
1	2	3	4	5	6	7	8
A-Car (Note-7)	11288	668762	10796	629101	Note-1	11260	650998
B-LCV	994	152786	1093	113948		1127	113806
C- Bus	1452	368827	1506	289022		1530	292199
D-Truck	0	0	0	0		0	0
E-Three-axle vehicle	0	0	0	0		0	0
F-Multi-axle Truck	2143	862979	2249	835673		2289	852331
G-Oversized vehicle	0	0	0	0	0	0	
FASTag Debit Adjustment/ Chargeback Received from Bank (Net) (Note-5)	0	1622	0	831	Note-5	0	1563
H- Total	15877	2054977	15644	1868574		16206	1910898

Day/Month wise Opening Balance of Toll Collection & Traffic

Day	10
Month	12
Year	2025
Toll Depositing Bank	State Bank Of India
Bank Account No.	39177623786

Transaction Type	Car/Jeep Count	Total Car/ Jeep Amount (in Rs.)	Bus/Truck Count	Total Bus / Truck Amount (in Rs.)	LCV Count	Total LCV Amount (in Rs.)	MAV (Multi Axle Vehicle Count)	Total MAV (Multi Axle Vehicle) Amount (in Rs.)	Three Axle Count	Three Axle Count Amount (in Rs.)	FASTag Debit Adjustment/ Chargeback Received from Bank (Net)		
1	2	3	4	5	6	7	8	9	10	11	12	13	Note-5
Single Journey	6418	300496	1098	182868	702	59521	2083	742204	0	0	0	1563	
Monthly Pass Sales	2	1078	0	0	0	0	0	0	0	0	0	0	
Daily Pass Sales	4187	298300	399	99432	409	51753	201	106843	0	0	0	0	
Local Pass Sales	0	0	0	0	0	0	0	0	0	0	0	0	
Return Pass Sales	0	0	0	0	0	0	0	0	0	0	0	0	
Double User Fee (FASTag Lane Violation) (Note-6)	362	34028	25	8250	14	2324	4	2840	0	0	0	0	
1.25 times User Fee via UPI (FASTag Lane Violation) (Note-9)	291	17096	8	1650	2	208	1	444	0	0	0	0	

Traffic and Revenue Receivable (Annual Pass - Note 7)		
Transaction Type	Car/Jeep Count	Total Car/ Jeep Amount (in Rs.)
1	2	3
Annual Pass	1323	71907

Total Non-Tollable Traffic Count Entry Details (Note-2)					
Transaction Type	Car/Jeep Count	Bus/Truck Count	LCV Count	MAV (Multi Axle Vehicle Count)	Three Axle Count
1	2	3	4	5	6
Reuse & Exit	5054	847	987	234	0
Exemption & Violation	21281	940	417	1378	0

Notes

1. Fee for Fastag vehicles passing two toll plazas, is collected at two plazas in few cases and therefore section wise traffic details will not be available at one plaza for same.
2. All Non-tollable traffic could not be recorded/reported due to unavailability of adequate Lanes & systems. Non-Tollable count includes Reuse of daily/return/monthly pass, exit trips, exemption and violations.
3. Reporting (FASTag/Cash/Card) - 12:00:00 AM to 11:59:59 PM.
4. Fastag Collection is net of Acquiring Bank Charges
5. FASTag Debit Adjustment/Chargeback Received from Bank (Net)
6. Double user fee (from cash vehicles entering dedicated Fastag lane) collected from vehicles are reported separately (count and revenue). These are included in vehicle category wise count and revenue.
7. Annual FASTag pass w.e.f. 15 August 2025 as per directions of MPEL vide letter no MPEL/DIC/2025/676 dated August 14, 2025.
8. Annual Pass Toll Revenue receivable (as given in the table above) is not included in the column 'Fee Collected'.
9. '1.25' times User Fee via UPI for vehicles without a valid FASTag w.e.f. 15 November 2025 as per directions of MPEL vide letter no MPEL/02/DIC/968 dated 10 November 2025.



MONTHLY/DAILY FEE STATEMENT

Project Highway: National Highway NH-48

Day/Month: 11-Dec-2025

Sr. No.	Name of Toll Plaza Location	Chainage
National Highway NH-48 (from Km. 20+400 to 131+200)		
1	Somatne Phata	30+050

Type of Vehicle	For corresponding day/month of previous year 11-Dec-2024		For preceding day/month 10-Dec-2025		For the day/month reported upon 11-Dec-2025		
	No. of Vehicles	Fee collected (in Rs.)	No. of Vehicles	Fee collected (in Rs.)	Fee per Vehicle (in Rs.)	No. of Vehicles	Fee collected (in Rs.)
1	2	3	4	5	6	7	8
A-Car (Note-7)	11719	691384	11260	650998	Note-1	11333	654054
B-LCV	985	99265	1127	113806		1121	112407
C- Bus	1444	281455	1530	292199		1484	280432
D-Truck	0	0	0	0		0	0
E-Three-axle vehicle	0	0	0	0		0	0
F-Multi-axle Truck	2150	821765	2289	852331		2330	861980
G-Oversized vehicle	0	0	0	0	0	0	
FASTag Debit Adjustment/ Chargeback Received from Bank (Net) (Note-5)	0	833	0	1563	Note-5	0	955
H- Total	16298	1894702	16206	1910898		16268	1909827

Day/Month wise Opening Balance of Toll Collection & Traffic

Day	11
Month	12
Year	2025
Toll Depositing Bank	State Bank Of India
Bank Account No.	39177623786

Transaction Type	Car/Jeep Count	Total Car/ Jeep Amount (in Rs.)	Bus/Truck Count	Total Bus / Truck Amount (in Rs.)	LCV Count	Total LCV Amount (in Rs.)	MAV (Multi Axle Vehicle Count)	Total MAV (Multi Axle Vehicle) Amount (in Rs.)	Three Axle Count	Three Axle Count Amount (in Rs.)	FASTag Debit Adjustment/ Chargeback Received from Bank (Net)		
1	2	3	4	5	6	7	8	9	10	11	12	13	Note-5
Single Journey	6457	302269	1086	180548	705	59783	2143	762395	0	0	0	955	
Monthly Pass Sales	0	0	0	0	0	0	0	0	0	0	0	0	
Daily Pass Sales	4197	299250	360	89695	403	50839	181	96390	0	0	0	0	
Local Pass Sales	0	0	0	0	0	0	0	0	0	0	0	0	
Return Pass Sales	0	0	0	0	0	0	0	0	0	0	0	0	
Double User Fee (FASTag Lane Violation) (Note-6)	348	33088	19	6270	7	1162	2	1420	0	0	0	0	
1.25 times User Fee via UPI (FASTag Lane Violation) (Note-9)	331	19446	19	3919	6	623	4	1775	0	0	0	0	

Traffic and Revenue Receivable (Annual Pass - Note 7)		
Transaction Type	Car/Jeep Count	Total Car/ Jeep Amount (in Rs.)
1	2	3
Annual Pass	1417	76070

Total Non-Tollable Traffic Count Entry Details (Note-2)					
Transaction Type	Car/Jeep Count	Bus/Truck Count	LCV Count	MAV (Multi Axle Vehicle Count)	Three Axle Count
1	2	3	4	5	6
Reuse & Exit	5031	802	993	206	0
Exemption & Violation	21204	981	383	1436	0

Notes

1. Fee for Fastag vehicles passing two toll plazas, is collected at two plazas in few cases and therefore section wise traffic details will not be available at one plaza for same.
2. All Non-tollable traffic could not be recorded/reported due to unavailability of adequate Lanes & systems. Non-Tollable count includes Reuse of daily/return/monthly pass, exit trips, exemption and violations.
3. Reporting (FASTag/Cash/Card) - 12:00:00 AM to 11:59:59 PM.
4. Fastag Collection is net of Acquiring Bank Charges
5. FASTag Debit Adjustment/Chargeback Received from Bank (Net)
6. Double user fee (from cash vehicles entering dedicated Fastag lane) collected from vehicles are reported separately (count and revenue). These are included in vehicle category wise count and revenue.
7. Annual FASTag pass w.e.f. 15 August 2025 as per directions of MPEL vide letter no MPEL/DIC/2025/676 dated August 14, 2025.
8. Annual Pass Toll Revenue receivable (as given in the table above) is not included in the column 'Fee Collected'.
9. '1.25' times User Fee via UPI for vehicles without a valid FASTag w.e.f. 15 November 2025 as per directions of MPEL vide letter no MPEL/02/DIC/968 dated 10 November 2025.



MONTHLY/DAILY FEE STATEMENT

Project Highway: National Highway NH-48

Day/Month: 12-Dec-2025

Sr. No.	Name of Toll Plaza Location	Chainage
National Highway NH-48 (From Km. 20+400 to 131+200)		
1	Somatne Phata	30+050

Type of Vehicle	For corresponding day/month of previous year 12-Dec-2024		For preceding day/month 11-Dec-2025		For the day/month reported upon 12-Dec-2025		
	No. of Vehicles	Fee collected (in Rs.)	No. of Vehicles	Fee collected (in Rs.)	Fee per Vehicle (in Rs.)	No. of Vehicles	Fee collected (in Rs.)
1	2	3	4	5	6	7	8
A-Car (Note-7)	12047	715028	11333	654054	Note-1	13181	752141
B-LCV	1017	116416	1121	112407		1172	117353
C- Bus	1460	339430	1484	280432		1553	294770
D-Truck	0	0	0	0		0	0
E-Three-axle vehicle	0	0	0	0		0	0
F-Multi-axle Truck	2025	749061	2330	861980		2362	867244
G-Oversized vehicle	0	0	0	0		0	0
FASTag Debit Adjustment/ Chargeback Received from Bank (Net) (Note-5)	0	94	0	955	Note-5	0	988
H- Total	16549	1920030	16268	1909827		18268	2032496

Day/Month wise Opening Balance of Toll Collection & Traffic

Day	12
Month	12
Year	2025
Toll Depositing Bank	State Bank Of India
Bank Account No.	39177623786


Transaction Type	Car/Jeep Count	Total Car/ Jeep Amount (in Rs.)	Bus/Truck Count	Total Bus / Truck Amount (in Rs.)	LCV Count	Total LCV Amount (in Rs.)	MAV (Multi Axle Vehicle Count)	Total MAV (Multi Axle Vehicle) Amount (in Rs.)	Three Axle Count	Three Axle Count Amount (in Rs.)	FASTag Debit Adjustment/ Chargeback Received from Bank (Net)
1	2	3	4	5	8	9	10	11	12	13	Note-5
Single Journey	7997	376033	1115	185189	735	62034	2206	784132	0	0	988
Monthly Pass Sales	1	1408	0	0	0	0	0	0	0	0	0
Daily Pass Sales	4421	314341	422	105044	417	52621	146	78142	0	0	0
Local Pass Sales	0	0	0	0	0	0	0	0	0	0	0
Return Pass Sales	0	0	0	0	0	0	0	0	0	0	0
Double User Fee (FASTag Lane Violation) (Note-6)	430	40796	10	3300	10	1660	2	1420	0	0	0
1.25 times User Fee via UPI (FASTag Lane Violation) (Note-9)	332	19564	6	1238	10	1038	8	3550	0	0	0

Traffic and Revenue Receivable (Annual Pass - Note 7)		
Transaction Type	Car/Jeep Count	Total Car/ Jeep Amount (in Rs.)
1	2	3
Annual Pass	1561	85185

Total Non-Tollable Traffic Count Entry Details (Note-2)					
Transaction Type	Car/Jeep Count	Bus/Truck Count	LCV Count	MAV (Multi Axle Vehicle Count)	Three Axle Count
1	2	3	5	6	7
Reuse & Exit	5257	858	977	175	0
Exemption & Violation	22867	993	398	1334	0

Notes

1. Fee for Fastag vehicles passing two toll plazas, is collected at two plazas in few cases and therefore section wise traffic details will not be available at one plaza for same.
2. All Non-tollable traffic could not be recorded/reported due to unavailability of adequate Lanes & systems. Non-Tollable count includes Reuse of daily/return/monthly pass, exit trips, exemption and violations.
3. Reporting (FASTag/Cash/Card) - 12:00:00 AM to 11:59:59 PM.
4. Fastag Collection is net of Acquiring Bank Charges
5. FASTag Debit Adjustment/Chargeback Received from Bank (Net)
6. Double user fee (from cash vehicles entering dedicated Fastag lane) collected from vehicles are reported separately (count and revenue). These are included in vehicle category wise count and revenue.
7. Annual FASTag pass w.e.f. 15 August 2025 as per directions of MPEL vide letter no MPEL/DIC/2025/676 dated August 14, 2025.
8. Annual Pass Toll Revenue receivable (as given in the table above) is not included in the column 'Fee Collected'.
9. '1.25' times User Fee via UPI for vehicles without a valid FASTag w.e.f. 15 November 2025 as per directions of MPEL vide letter no MPEL/02/DIC/968 dated 10 November 2025.



MONTHLY/DAILY FEE STATEMENT

Project Highway: National Highway NH-48

Day/Month: 13-Dec-2025

Sr. No.	Name of Toll Plaza Location	Chainage
National Highway NH-48 (from Km. 20+400 to 131+200)		
1	Somatne Phata	30+050

Type of Vehicle	For corresponding day/month of previous year 13-Dec-2024		For preceding day/month 12-Dec-2025		For the day/month reported upon 13-Dec-2025		
	No. of Vehicles	Fee collected (in Rs.)	No. of Vehicles	Fee collected (in Rs.)	Fee per Vehicle (in Rs.)	No. of Vehicles	Fee collected (in Rs.)
1	2	3	4	5	6	7	8
A-Car (Note-7)	12766	738841	13181	752141	Note-1	15559	874061
B-LCV	1038	103722	1172	117353		1129	112477
C- Bus	1542	299419	1553	294770		1564	296361
D-Truck	0	0	0	0		0	0
E-Three-axle vehicle	0	0	0	0		0	0
F-Multi-axle Truck	2165	804065	2362	867244		2232	818189
G-Oversized vehicle	0	0	0	0		0	0
FASTag Debit Adjustment/ Chargeback Received from Bank (Net) (Note-5)	0	922	0	988	Note-5	0	973
H- Total	17511	1946969	18268	2032496		20484	2102061

Day/Month wise Opening Balance of Toll Collection & Traffic

Day	13												
Month	12												
Year	2025												
Toll Depositing Bank	State Bank Of India												
Bank Account No.	39177623786												
Transaction Type	Car/Jeep Count	Total Car/ Jeep Amount (in Rs.)	Bus/Truck Count	Total Bus / Truck Amount (in Rs.)	LCV Count	Total LCV Amount (in Rs.)	MAV (Multi Axle Vehicle Count)	Total MAV (Multi Axle Vehicle) Amount (in Rs.)	Three Axle Count	Three Axle Count Amount (in Rs.)	FASTag Debit Adjustment/ Chargeback Received from Bank (Net)		
1	2	3	4	5	6	7	8	9	10	11	12	13	Note-5
Single Journey	9987	470393	1142	190124	727	61634	2090	742971	0	0	0	973	
Monthly Pass Sales	2	1767	0	0	0	0	0	0	0	0	0	0	
Daily Pass Sales	4634	329263	381	95057	370	46403	139	73886	0	0	0	0	
Local Pass Sales	0	0	0	0	0	0	0	0	0	0	0	0	
Return Pass Sales	0	0	0	0	0	0	0	0	0	0	0	0	
Double User Fee (FASTag Lane Violation) (Note-6)	490	46436	22	7260	18	2988	0	0	0	0	0	0	
1.25 times User Fee via UPI (FASTag Lane Violation) (Note-9)	446	26203	19	3919	14	1453	3	1331	0	0	0	0	

Traffic and Revenue Receivable (Annual Pass - Note 7)		
Transaction Type	Car/Jeep Count	Total Car/ Jeep Amount (in Rs.)
1	2	3
Annual Pass	1775	96944

Total Non-Tollable Traffic Count Entry Details (Note-2)					
Transaction Type	Car/Jeep Count	Bus/Truck Count	LCV Count	MAV (Multi Axle Vehicle Count)	Three Axle Count
1	2	3	4	5	6
Reuse & Exit	5283	757	790	159	0
Exemption & Violation	21788	829	359	1437	0

- Notes**
1. Fee for Fastag vehicles passing two toll plazas, is collected at two plazas in few cases and therefore section wise traffic details will not be available at one plaza for same.
 2. All Non-tollable traffic could not be recorded/reported due to unavailability of adequate Lanes & systems. Non-Tollable count includes Reuse of daily/return/monthly pass, exit trips, exemption and violations.
 3. Reporting (FASTag/Cash/Card) - 12:00:00 AM to 11:59:59 PM.
 4. Fastag Collection is net of Acquiring Bank Charges
 5. FASTag Debit Adjustment/Chargeback Received from Bank (Net)
 6. Double user fee (from cash vehicles entering dedicated Fastag lane) collected from vehicles are reported separately (count and revenue). These are included in vehicle category wise count and revenue.
 7. Annual FASTag pass w.e.f. 15 August 2025 as per directions of MPEL vide letter no MPEL/DIC/2025/676 dated August 14, 2025.
 8. Annual Pass Toll Revenue receivable (as given in the table above) is not included in the column 'Fee Collected'.
 9. '1.25' times User Fee via UPI for vehicles without a valid FASTag w.e.f. 15 November 2025 as per directions of MPEL vide letter no MPEL/02/DIC/968 dated 10 November 2025.



MONTHLY/DAILY FEE STATEMENT

Project Highway: National Highway NH-48

Day/Month: 14-Dec-2025

Sr. No.	Name of Toll Plaza Location	Chainage
National Highway NH-48 (From Km. 20+400 to 131+200)		
1	Somatne Phata	30+050

Type of Vehicle	For corresponding day/month of previous year 14-Dec-2024		For preceding day/month 13-Dec-2025		For the day/month reported upon 14-Dec-2025		
	No. of Vehicles	Fee collected (in Rs.)	No. of Vehicles	Fee collected (in Rs.)	Fee per Vehicle (in Rs.)	No. of Vehicles	Fee collected (in Rs.)
1	2	3	4	5	6	7	8
A-Car (Note-7)	15699	898429	15559	874061	Note-1	15640	881159
B-LCV	973	99504	1129	112477		820	79792
C- Bus	1462	278156	1564	296361		1343	253811
D-Truck	0	0	0	0		0	0
E-Three-axle vehicle	0	0	0	0		0	0
F-Multi-axle Truck	2213	817291	2232	818189		1926	705406
G-Oversized vehicle	0	0	0	0		0	0
FASTag Debit Adjustment/ Chargeback Received from Bank (Net) (Note-5)	0	673	0	973	Note-5	0	0
H- Total	20347	2094054	20484	2102061		19729	1920167

Day/Month wise Opening Balance of Toll Collection & Traffic

Day	14
Month	12
Year	2025
Toll Depositing Bank	State Bank Of India
Bank Account No.	39177623786


Transaction Type	Car/Jeep Count	Total Car/ Jeep Amount (in Rs.)	Bus/Truck Count	Total Bus / Truck Amount (in Rs.)	LCV Count	Total LCV Amount (in Rs.)	MAV (Multi Axle Vehicle Count)	Total MAV (Multi Axle Vehicle) Amount (in Rs.)	Three Axle Count	Three Axle Count Amount (in Rs.)	FASTag Debit Adjustment/ Chargeback Received from Bank (Net)		
1	2	3	4	5	6	7	8	9	10	11	12	13	Note-5
Single Journey	9871	466113	988	164366	576	48732	1817	647107	0	0	0	0	
Monthly Pass Sales	0	0	0	0	0	0	0	0	0	0	0	0	
Daily Pass Sales	4722	334535	322	80288	222	28093	105	55992	0	0	0	0	
Local Pass Sales	0	0	0	0	0	0	0	0	0	0	0	0	
Return Pass Sales	0	0	0	0	0	0	0	0	0	0	0	0	
Double User Fee (FASTag Lane Violation) (Note-6)	532	50196	19	6270	11	1826	2	1420	0	0	0	0	
1.25 times User Fee via UPI (FASTag Lane Violation) (Note-9)	515	30315	14	2888	11	1141	2	888	0	0	0	0	

Traffic and Revenue Receivable (Annual Pass - Note 7)		
Transaction Type	Car/Jeep Count	Total Car/ Jeep Amount (in Rs.)
1	2	3
Annual Pass	1715	94412

Total Non-Tollable Traffic Count Entry Details (Note-2)					
Transaction Type	Car/Jeep Count	Bus/Truck Count	LCV Count	MAV (Multi Axle Vehicle Count)	Three Axle Count
1	2	3	4	5	6
Reuse & Exit	5205	578	457	114	0
Exemption & Violation	21595	597	205	668	0

Notes

- Fee for Fastag vehicles passing two toll plazas, is collected at two plazas in few cases and therefore section wise traffic details will not be available at one plaza for same.
- All Non-tollable traffic could not be recorded/reported due to unavailability of adequate Lanes & systems. Non-Tollable count includes Reuse of daily/return/monthly pass, exit trips, exemption and violations.
- Reporting (FASTag/Cash/Card) - 12:00:00 AM to 11:59:59 PM.
- FASTag Collection is net of Acquiring Bank Charges
- FASTag Debit Adjustment/Chargeback Received from Bank (Net)
- Double user fee (from cash vehicles entering dedicated Fastag lane) collected from vehicles are reported separately (count and revenue). These are included in vehicle category wise count and revenue.
- Annual FASTag pass w.e.f. 15 August 2025 as per directions of MPEL vide letter no MPEL/DIC/2025/676 dated August 14, 2025.
- Annual Pass Toll Revenue receivable (as given in the table above) is not included in the column 'Fee Collected'.
- '1.25' times User Fee via UPI for vehicles without a valid FASTag w.e.f. 15 November 2025 as per directions of MPEL vide letter no MPEL/02/DIC/968 dated 10 November 2025.



MONTHLY/DAILY FEE STATEMENT

Project Highway: National Highway NH-48

Day/Month: 15-Dec-2025

Sr. No.	Name of Toll Plaza Location	Chainage
National Highway NH-48 (from Km. 20+400 to 131+200)		
1	Somatne Phata	30+050

Type of Vehicle	For corresponding day/month of previous year 15-Dec-2024		For preceding day/month 14-Dec-2025		For the day/month reported upon 15-Dec-2025		
	No. of Vehicles	Fee collected (in Rs.)	No. of Vehicles	Fee collected (in Rs.)	Fee per Vehicle (in Rs.)	No. of Vehicles	Fee collected (in Rs.)
1	2	3	4	5	6	7	8
A-Car (Note-7)	16630	964778	15640	881159	Note-1	11916	677959
B-LCV	764	76662	820	79792		1105	114450
C- Bus	1249	237598	1343	253811		1438	295673
D-Truck	0	0	0	0		0	0
E-Three-axle vehicle	0	0	0	0		0	0
F-Multi-axle Truck	1863	679653	1926	705406		2029	755288
G-Oversized vehicle	0	0	0	0	0	0	
FASTag Debit Adjustment/ Chargeback Received from Bank (Net) (Note-5)	0	-47	0	0	Note-5	0	1180
H- Total	20506	1958643	19729	1920167		16488	1844549

Day/Month wise Opening Balance of Toll Collection & Traffic

Day	15
Month	12
Year	2025
Toll Depositing Bank	State Bank Of India
Bank Account No.	39177623786

Transaction Type	Car/Jeep Count	Total Car/ Jeep Amount (in Rs.)	Bus/Truck Count	Total Bus / Truck Amount (in Rs.)	LCV Count	Total LCV Amount (in Rs.)	MAV (Multi Axle Vehicle Count)	Total MAV (Multi Axle Vehicle) Amount (in Rs.)	Three Axle Count	Three Axle Count Amount (in Rs.)	FASTag Debit Adjustment/ Chargeback Received from Bank (Net)		
1	2	3	4	5	6	7	8	9	10	11	12	13	Note-5
Single Journey	7195	337432	1037	172210	681	57444	1832	650118	0	0	0	1180	
Monthly Pass Sales	0	0	10	24900	3	3780	0	0	0	0	0	0	
Daily Pass Sales	3954	281543	351	87467	398	50092	190	101530	0	0	0	0	
Local Pass Sales	0	0	0	0	0	0	0	0	0	0	0	0	
Return Pass Sales	0	0	0	0	0	0	0	0	0	0	0	0	
Double User Fee (FASTag Lane Violation) (Note-6)	387	36660	23	7590	12	1992	2	1420	0	0	0	0	
1.25 times User Fee via UPI (FASTag Lane Violation) (Note-9)	380	22325	17	3506	11	1141	5	2219	0	0	0	0	

Traffic and Revenue Receivable (Annual Pass - Note 7)		
Transaction Type	Car/Jeep Count	Total Car/ Jeep Amount (in Rs.)
1	2	3
Annual Pass	1619	88392

Total Non-Tollable Traffic Count Entry Details (Note-2)					
Transaction Type	Car/Jeep Count	Bus/Truck Count	LCV Count	MAV (Multi Axle Vehicle Count)	Three Axle Count
1	2	3	4	5	6
Reuse & Exit	4767	779	928	205	0
Exemption & Violation	22212	784	400	1209	0

Notes

1. Fee for Fastag vehicles passing two toll plazas, is collected at two plazas in few cases and therefore section wise traffic details will not be available at one plaza for same.
2. All Non-tollable traffic could not be recorded/reported due to unavailability of adequate Lanes & systems. Non-Tollable count includes Reuse of daily/return/monthly pass, exit trips, exemption and violations.
3. Reporting (FASTag/Cash/Card) - 12:00:00 AM to 11:59:59 PM.
4. FASTag Collection is net of Acquiring Bank Charges
5. FASTag Debit Adjustment/Chargeback Received from Bank (Net)
6. Double user fee (from cash vehicles entering dedicated Fastag lane) collected from vehicles are reported separately (count and revenue). These are included in vehicle category wise count and revenue.
7. Annual FASTag pass w.e.f. 15 August 2025 as per directions of MPEL vide letter no MPEL/DIC/2025/676 dated August 14, 2025.
8. Annual Pass Toll Revenue receivable (as given in the table above) is not included in the column 'Fee Collected'.
9. '1.25' times User Fee via UPI for vehicles without a valid FASTag w.e.f. 15 November 2025 as per directions of MPEL vide letter no MPEL/02/DIC/968 dated 10 November 2025.



MONTHLY/DAILY FEE STATEMENT

Project Highway: National Highway NH-48

Day/Month: 16-Dec-2025

Sr. No.	Name of Toll Plaza Location	Chainage
National Highway NH-48 (from Km. 20+400 to 131+200)		
1	Somatne Phata	30+050

Type of Vehicle	For corresponding day/month of previous year 16-Dec-2024		For preceding day/month 15-Dec-2025		For the day/month reported upon 16-Dec-2025		
	No. of Vehicles	Fee collected (in Rs.)	No. of Vehicles	Fee collected (in Rs.)	Fee per Vehicle (in Rs.)	No. of Vehicles	Fee collected (in Rs.)
1	2	3	4	5	6	7	8
A-Car (Note-7)	12045	695774	11916	677959	Note-1	11449	665295
B-LCV	862	87145	1105	114450		1108	112416
C- Bus	1343	272621	1438	295673		1502	284177
D-Truck	0	0	0	0		0	0
E-Three-axle vehicle	0	0	0	0		0	0
F-Multi-axle Truck	1960	729270	2029	755288		2295	853840
G-Oversized vehicle	0	0	0	0	0	0	
FASTag Debit Adjustment/ Chargeback Received from Bank (Net) (Note-5)	0	190	0	1180	Note-5	0	866
H- Total	16210	1785000	16488	1844549		16354	1916593

Day/Month wise Opening Balance of Toll Collection & Traffic

Day	16
Month	12
Year	2025
Toll Depositing Bank	State Bank Of India
Bank Account No.	39177623786


Transaction Type	Car/Jeep Count	Total Car/ Jeep Amount (in Rs.)	Bus/Truck Count	Total Bus / Truck Amount (in Rs.)	LCV Count	Total LCV Amount (in Rs.)	MAV (Multi Axle Vehicle Count)	Total MAV (Multi Axle Vehicle) Amount (in Rs.)	Three Axle Count	Three Axle Count Amount (in Rs.)	FASTag Debit Adjustment/ Chargeback Received from Bank (Net)
1	2	3	4	5	8	9	10	11	12	13	Note-5
Single Journey	6457	304039	1101	182974	668	56664	2088	743264	0	0	866
Monthly Pass Sales	1	719	0	0	0	0	0	0	0	0	0
Daily Pass Sales	4290	305571	370	92334	432	54611	199	106493	0	0	0
Local Pass Sales	0	0	0	0	0	0	0	0	0	0	0
Return Pass Sales	0	0	0	0	0	0	0	0	0	0	0
Double User Fee (FASTag Lane Violation) (Note-6)	384	36284	20	6600	5	830	2	1420	0	0	0
1.25 times User Fee via UPI (FASTag Lane Violation) (Note-9)	317	18683	11	2269	3	311	6	2663	0	0	0

Traffic and Revenue Receivable (Annual Pass - Note 7)		
Transaction Type	Car/Jeep Count	Total Car/ Jeep Amount (in Rs.)
1	2	3
Annual Pass	1469	79615

Total Non-Tollable Traffic Count Entry Details (Note-2)					
Transaction Type	Car/Jeep Count	Bus/Truck Count	LCV Count	MAV (Multi Axle Vehicle Count)	Three Axle Count
1	2	3	5	6	7
Reuse & Exit	5138	838	1022	221	0
Exemption & Violation	22316	955	345	1512	0

Notes

- Fee for Fastag vehicles passing two toll plazas, is collected at two plazas in few cases and therefore section wise traffic details will not be available at one plaza for same.
- All Non-tollable traffic could not be recorded/reported due to unavailability of adequate Lanes & systems. Non-Tollable count includes Reuse of daily/return/monthly pass, exit trips, exemption and violations.
- Reporting (FASTag/Cash/Card) - 12:00:00 AM to 11:59:59 PM.
- FASTag Collection is net of Acquiring Bank Charges
- FASTag Debit Adjustment/Chargeback Received from Bank (Net)
- Double user fee (from cash vehicles entering dedicated Fastag lane) collected from vehicles are reported separately (count and revenue). These are included in vehicle category wise count and revenue.
- Annual FASTag pass w.e.f. 15 August 2025 as per directions of MPEL vide letter no MPEL/DIC/2025/676 dated August 14, 2025.
- Annual Pass Toll Revenue receivable (as given in the table above) is not included in the column 'Fee Collected'.
- '1.25' times User Fee via UPI for vehicles without a valid FASTag w.e.f. 15 November 2025 as per directions of MPEL vide letter no MPEL/02/DIC/968 dated 10 November 2025.



MONTHLY/DAILY FEE STATEMENT

Project Highway: National Highway NH-48

Day/Month: 17-Dec-2025

Sr. No.	Name of Toll Plaza Location	Chainage
National Highway NH-48 (From Km. 20+400 to 131+200)		
1	Somatne Phata	30+050

Type of Vehicle	For corresponding day/month of previous year 17-Dec-2024		For preceding day/month 16-Dec-2025		For the day/month reported upon 17-Dec-2025		
	No. of Vehicles	Fee collected (in Rs.)	No. of Vehicles	Fee collected (in Rs.)	Fee per Vehicle (in Rs.)	No. of Vehicles	Fee collected (in Rs.)
1	2	3	4	5	6	7	8
A-Car (Note-7)	11146	649422	11449	665295	Note-1	10982	633086
B-LCV	958	100419	1108	112416		1074	108247
C- Bus	1412	267113	1502	284177		1500	284194
D-Truck	0	0	0	0		0	0
E-Three-axle vehicle	0	0	0	0		0	0
F-Multi-axle Truck	1933	718705	2295	853840		2336	867011
G-Oversized vehicle	0	0	0	0	0	0	
FASTag Debit Adjustment/ Chargeback Received from Bank (Net) (Note-5)	0	2304	0	866	Note-5	0	1442
H- Total	15449	1737963	16354	1916593		15892	1893980

Day/Month wise Opening Balance of Toll Collection & Traffic

Day	17
Month	12
Year	2025
Toll Depositing Bank	State Bank Of India
Bank Account No.	39177623786


Transaction Type	Car/Jeep Count	Total Car/ Jeep Amount (in Rs.)	Bus/Truck Count	Total Bus / Truck Amount (in Rs.)	LCV Count	Total LCV Amount (in Rs.)	MAV (Multi Axle Vehicle Count)	Total MAV (Multi Axle Vehicle) Amount (in Rs.)	Three Axle Count	Three Axle Count Amount (in Rs.)	FASTag Debit Adjustment/ Chargeback Received from Bank (Net)
1	2	3	4	5	8	9	10	11	12	13	Note-5
Single Journey	6279	293917	1076	178367	663	56037	2132	759274	0	0	1442
Monthly Pass Sales	1	359	0	0	0	0	0	0	0	0	0
Daily Pass Sales	4039	288109	393	97701	394	49637	194	103300	0	0	0
Local Pass Sales	0	0	0	0	0	0	0	0	0	0	0
Return Pass Sales	0	0	0	0	0	0	0	0	0	0	0
Double User Fee (FASTag Lane Violation) (Note-6)	329	31020	14	4620	13	2158	0	0	0	0	0
1.25 times User Fee via UPI (FASTag Lane Violation) (Note-9)	334	19681	17	3506	4	415	10	4438	0	0	0

Traffic and Revenue Receivable (Annual Pass - Note 7)		
Transaction Type	Car/Jeep Count	Total Car/ Jeep Amount (in Rs.)
1	2	3
Annual Pass	1438	77927

Total Non-Tollable Traffic Count Entry Details (Note-2)					
Transaction Type	Car/Jeep Count	Bus/Truck Count	LCV Count	MAV (Multi Axle Vehicle Count)	Three Axle Count
1	2	3	5	6	7
Reuse & Exit	4909	852	950	220	0
Exemption & Violation	21007	988	401	1547	0

Notes

1. Fee for Fastag vehicles passing two toll plazas, is collected at two plazas in few cases and therefore section wise traffic details will not be available at one plaza for same.
2. All Non-tollable traffic could not be recorded/reported due to unavailability of adequate Lanes & systems. Non-Tollable count includes Reuse of daily/return/monthly pass, exit trips, exemption and violations.
3. Reporting (FASTag/Cash/Card) - 12:00:00 AM to 11:59:59 PM.
4. Fastag Collection is net of Acquiring Bank Charges
5. FASTag Debit Adjustment/Chargeback Received from Bank (Net)
6. Double user fee (from cash vehicles entering dedicated Fastag lane) collected from vehicles are reported separately (count and revenue). These are included in vehicle category wise count and revenue.
7. Annual FASTag pass w.e.f. 15 August 2025 as per directions of MPEL vide letter no MPEL/DIC/2025/676 dated August 14, 2025.
8. Annual Pass Toll Revenue receivable (as given in the table above) is not included in the column 'Fee Collected'.
9. '1.25' times User Fee via UPI for vehicles without a valid FASTag w.e.f. 15 November 2025 as per directions of MPEL vide letter no MPEL/02/DIC/968 dated 10 November 2025.



MONTHLY/DAILY FEE STATEMENT

Project Highway: National Highway NH-48

Day/Month: 18-Dec-2025

Sr. No.	Name of Toll Plaza Location	Chainage
National Highway NH-48 (from Km. 20+400 to 131+200)		
1	Somatne Phata	30+050

Type of Vehicle	For corresponding day/month of previous year 18-Dec-2024		For preceding day/month 17-Dec-2025		For the day/month reported upon 18-Dec-2025		
	No. of Vehicles	Fee collected (in Rs.)	No. of Vehicles	Fee collected (in Rs.)	Fee per Vehicle (in Rs.)	No. of Vehicles	Fee collected (in Rs.)
1	2	3	4	5	6	7	8
A-Car (Note-7)	11719	693850	10982	633086	Note-1	11091	636364
B-LCV	1009	110011	1074	108247		1056	107692
C- Bus	1497	289324	1500	284194		1492	282458
D-Truck	0	0	0	0		0	0
E-Three-axle vehicle	0	0	0	0		0	0
F-Multi-axle Truck	2277	848487	2336	867011		2317	861399
G-Oversized vehicle	0	0	0	0	0	0	
FASTag Debit Adjustment/ Chargeback Received from Bank (Net) (Note-5)	0	593	0	1442	Note-5	0	1460
H- Total	16502	1942265	15892	1893980		15956	1889374

Day/Month wise Opening Balance of Toll Collection & Traffic

Day	18
Month	12
Year	2025
Toll Depositing Bank	State Bank Of India
Bank Account No.	39177623786

Transaction Type	Car/Jeep Count	Total Car/ Jeep Amount (in Rs.)	Bus/Truck Count	Total Bus / Truck Amount (in Rs.)	LCV Count	Total LCV Amount (in Rs.)	MAV (Multi Axle Vehicle Count)	Total MAV (Multi Axle Vehicle) Amount (in Rs.)	Three Axle Count	Three Axle Count Amount (in Rs.)	FASTag Debit Adjustment/ Chargeback Received from Bank (Net)		
1	2	3	4	5	6	7	8	9	10	11	12	13	Note-5
Single Journey	6395	298747	1084	180183	640	54610	2111	751176	0	0	0	1460	
Monthly Pass Sales	0	0	0	0	0	0	0	0	0	0	0	0	
Daily Pass Sales	4050	288995	376	93820	401	50717	195	104010	0	0	0	0	
Local Pass Sales	0	0	0	0	0	0	0	0	0	0	0	0	
Return Pass Sales	0	0	0	0	0	0	0	0	0	0	0	0	
Double User Fee (FASTag Lane Violation) (Note-6)	301	28294	15	4950	13	2158	5	3550	0	0	0	0	
1.25 times User Fee via UPI (FASTag Lane Violation) (Note-9)	345	20328	17	3506	2	208	6	2663	0	0	0	0	

Traffic and Revenue Receivable (Annual Pass - Note 7)		
Transaction Type	Car/Jeep Count	Total Car/ Jeep Amount (in Rs.)
1	2	3
Annual Pass	1404	76970

Total Non-Tollable Traffic Count Entry Details (Note-2)					
Transaction Type	Car/Jeep Count	Bus/Truck Count	LCV Count	MAV (Multi Axle Vehicle Count)	Three Axle Count
1	2	3	4	5	6
Reuse & Exit	4860	805	976	224	0
Exemption & Violation	20684	893	392	1445	0

Notes

1. Fee for Fastag vehicles passing two toll plazas, is collected at two plazas in few cases and therefore section wise traffic details will not be available at one plaza for same.
2. All Non-tollable traffic could not be recorded/reported due to unavailability of adequate Lanes & systems. Non-Tollable count includes Reuse of daily/return/monthly pass, exit trips, exemption and violations.
3. Reporting (FASTag/Cash/Card) - 12:00:00 AM to 11:59:59 PM.
4. Fastag Collection is net of Acquiring Bank Charges
5. FASTag Debit Adjustment/Chargeback Received from Bank (Net)
6. Double user fee (from cash vehicles entering dedicated Fastag lane) collected from vehicles are reported separately (count and revenue). These are included in vehicle category wise count and revenue.
7. Annual FASTag pass w.e.f. 15 August 2025 as per directions of MPEL vide letter no MPEL/DIC/2025/676 dated August 14, 2025.
8. Annual Pass Toll Revenue receivable (as given in the table above) is not included in the column 'Fee Collected'.
9. '1.25' times User Fee via UPI for vehicles without a valid FASTag w.e.f. 15 November 2025 as per directions of MPEL vide letter no MPEL/02/DIC/968 dated 10 November 2025.



MONTHLY/DAILY FEE STATEMENT

Project Highway: National Highway NH-48

Day/Month: 19-Dec-2025

Sr. No.	Name of Toll Plaza Location	Chainage
National Highway NH-48 (from Km. 20+400 to 131+200)		
1	Somatne Phata	30+050

Type of Vehicle	For corresponding day/month of previous year 19-Dec-2024		For preceding day/month 18-Dec-2025		For the day/month reported upon 19-Dec-2025		
	No. of Vehicles	Fee collected (in Rs.)	No. of Vehicles	Fee collected (in Rs.)	Fee per Vehicle (in Rs.)	No. of Vehicles	Fee collected (in Rs.)
1	2	3	4	5	6	7	8
A-Car (Note-7)	11707	683160	11091	636364	Note-1	11541	659303
B-LCV	996	101826	1056	107692		1116	112313
C-Bus	1442	291495	1492	282458		1473	280700
D-Truck	0	0	0	0		0	0
E-Three-axle vehicle	0	0	0	0		0	0
F-Multi-axle Truck	2104	780492	2317	861399		2327	861763
G-Oversized vehicle	0	0	0	0	0	0	
FASTag Debit Adjustment/ Chargeback Received from Bank (Net) (Note-5)	0	968	0	1460	Note-5	0	1382
H- Total	16249	1857940	15956	1889374		16457	1915461

Day/Month wise Opening Balance of Toll Collection & Traffic

Day	19
Month	12
Year	2025
Toll Depositing Bank	State Bank Of India
Bank Account No.	39177623786

Transaction Type	Car/Jeep Count	Total Car/ Jeep Amount (in Rs.)	Bus/Truck Count	Total Bus / Truck Amount (in Rs.)	LCV Count	Total LCV Amount (in Rs.)	MAV (Multi Axle Vehicle Count)	Total MAV (Multi Axle Vehicle) Amount (in Rs.)	Three Axle Count	Three Axle Count Amount (in Rs.)	FASTag Debit Adjustment/ Chargeback Received from Bank (Net)		
1	2	3	4	5	6	7	8	9	10	11	12	13	Note-5
Single Journey	6794	319396	1050	174791	714	61283	2139	760753	0	0	0	1382	
Monthly Pass Sales	0	0	0	0	0	0	0	0	0	0	0	0	
Daily Pass Sales	4104	292414	389	96792	382	48146	179	96218	0	0	0	0	
Local Pass Sales	0	0	0	0	0	0	0	0	0	0	0	0	
Return Pass Sales	0	0	0	0	0	0	0	0	0	0	0	0	
Double User Fee (FASTag Lane Violation) (Note-6)	274	25756	17	5610	13	2158	3	2130	0	0	0	0	
1.25 times User Fee via UPI (FASTag Lane Violation) (Note-9)	369	21738	17	3506	7	726	6	2663	0	0	0	0	

Traffic and Revenue Receivable (Annual Pass - Note 7)		
Transaction Type	Car/Jeep Count	Total Car/ Jeep Amount (in Rs.)
1	2	3
Annual Pass	1509	82991

Total Non-Tollable Traffic Count Entry Details (Note-2)					
Transaction Type	Car/Jeep Count	Bus/Truck Count	LCV Count	MAV (Multi Axle Vehicle Count)	Three Axle Count
1	2	3	4	5	6
Reuse & Exit	4901	832	969	210	0
Exemption & Violation	20999	889	437	1363	0

Notes

1. Fee for Fastag vehicles passing two toll plazas, is collected at two plazas in few cases and therefore section wise traffic details will not be available at one plaza for same.
2. All Non-tollable traffic could not be recorded/reported due to unavailability of adequate Lanes & systems. Non-Tollable count includes Reuse of daily/return/monthly pass, exit trips, exemption and violations.
3. Reporting (FASTag/Cash/Card) - 12:00:00 AM to 11:59:59 PM.
4. Fastag Collection is net of Acquiring Bank Charges
5. FASTag Debit Adjustment/Chargeback Received from Bank (Net)
6. Double user fee (from cash vehicles entering dedicated Fastag lane) collected from vehicles are reported separately (count and revenue). These are included in vehicle category wise count and revenue.
7. Annual FASTag pass w.e.f. 15 August 2025 as per directions of MPEL vide letter no MPEL/DIC/2025/676 dated August 14, 2025.
8. Annual Pass Toll Revenue receivable (as given in the table above) is not included in the column 'Fee Collected'.
9. '1.25' times User Fee via UPI for vehicles without a valid FASTag w.e.f. 15 November 2025 as per directions of MPEL vide letter no MPEL/02/DIC/968 dated 10 November 2025.



MONTHLY/DAILY FEE STATEMENT

Project Highway: National Highway NH-48

Day/Month: 20-Dec-2025

Sr. No.	Name of Toll Plaza Location	Chainage
National Highway NH-48 (from Km. 20+400 to 131+200)		
1	Somatne Phata	30+050

Type of Vehicle	For corresponding day/month of previous year 20-Dec-2024		For preceding day/month 19-Dec-2025		For the day/month reported upon 20-Dec-2025		
	No. of Vehicles	Fee collected (in Rs.)	No. of Vehicles	Fee collected (in Rs.)	Fee per Vehicle (in Rs.)	No. of Vehicles	Fee collected (in Rs.)
1	2	3	4	5	6	7	8
A-Car (Note-7)	13600	794294	11541	659303	Note-1	14017	786183
B-LCV	1013	111575	1116	112313		1134	123121
C- Bus	1556	317567	1473	280700		1549	295585
D-Truck	0	0	0	0		0	0
E-Three-axle vehicle	0	0	0	0		0	0
F-Multi-axle Truck	2349	903907	2327	861763		2209	813907
G-Oversized vehicle	0	0	0	0	0	0	
FASTag Debit Adjustment/ Chargeback Received from Bank (Net) (Note-5)	0	684	0	1382	Note-5	0	1876
H- Total	18518	2128027	16457	1915461		18909	2020672

Day/Month wise Opening Balance of Toll Collection & Traffic

Day	20
Month	12
Year	2025
Toll Depositing Bank	State Bank Of India
Bank Account No.	39177623786


Transaction Type	Car/Jeep Count	Total Car/ Jeep Amount (in Rs.)	Bus/Truck Count	Total Bus / Truck Amount (in Rs.)	LCV Count	Total LCV Amount (in Rs.)	MAV (Multi Axle Vehicle Count)	Total MAV (Multi Axle Vehicle) Amount (in Rs.)	Three Axle Count	Three Axle Count Amount (in Rs.)	FASTag Debit Adjustment/ Chargeback Received from Bank (Net)		
1	2	3	4	5	6	7	8	9	10	11	12	13	Note-5
Single Journey	8906	419450	1102	184026	724	61652	2049	728320	0	0	0	1876	
Monthly Pass Sales	0	0	0	0	4	9942	0	0	0	0	0	0	
Daily Pass Sales	4371	311159	393	97946	388	48975	156	83279	0	0	0	0	
Local Pass Sales	0	0	0	0	0	0	0	0	0	0	0	0	
Return Pass Sales	0	0	0	0	0	0	0	0	0	0	0	0	
Double User Fee (FASTag Lane Violation) (Note-6)	321	30704	20	6600	11	1826	2	1420	0	0	0	0	
1.25 times User Fee via UPI (FASTag Lane Violation) (Note-9)	419	24870	34	7013	7	726	2	888	0	0	0	0	

Traffic and Revenue Receivable (Annual Pass - Note 7)		
Transaction Type	Car/Jeep Count	Total Car/ Jeep Amount (in Rs.)
1	2	3
Annual Pass	1676	91937

Total Non-Tollable Traffic Count Entry Details (Note-2)					
Transaction Type	Car/Jeep Count	Bus/Truck Count	LCV Count	MAV (Multi Axle Vehicle Count)	Three Axle Count
1	2	3	4	5	6
Reuse & Exit	5032	772	808	196	0
Exemption & Violation	20492	774	373	1340	0

Notes

1. Fee for Fastag vehicles passing two toll plazas, is collected at two plazas in few cases and therefore section wise traffic details will not be available at one plaza for same.
2. All Non-tollable traffic could not be recorded/reported due to unavailability of adequate Lanes & systems. Non-Tollable count includes Reuse of daily/return/monthly pass, exit trips, exemption and violations.
3. Reporting (FASTag/Cash/Card) - 12:00:00 AM to 11:59:59 PM.
4. Fastag Collection is net of Acquiring Bank Charges
5. FASTag Debit Adjustment/Chargeback Received from Bank (Net)
6. Double user fee (from cash vehicles entering dedicated Fastag lane) collected from vehicles are reported separately (count and revenue). These are included in vehicle category wise count and revenue.
7. Annual FASTag pass w.e.f. 15 August 2025 as per directions of MPEL vide letter no MPEL/DIC/2025/676 dated August 14, 2025.
8. Annual Pass Toll Revenue receivable (as given in the table above) is not included in the column 'Fee Collected'.
9. '1.25' times User Fee via UPI for vehicles without a valid FASTag w.e.f. 15 November 2025 as per directions of MPEL vide letter no MPEL/02/DIC/968 dated 10 November 2025.



MONTHLY/DAILY FEE STATEMENT

Project Highway: National Highway NH-48

Day/Month: 21-Dec-2025

Sr. No.	Name of Toll Plaza Location	Chainage
National Highway NH-48 (from Km. 20+400 to 131+200)		
1	Somatne Phata	30+050

Type of Vehicle	For corresponding day/month of previous year 21-Dec-2024		For preceding day/month 20-Dec-2025		For the day/month reported upon 21-Dec-2025		
	No. of Vehicles	Fee collected (in Rs.)	No. of Vehicles	Fee collected (in Rs.)	Fee per Vehicle (in Rs.)	No. of Vehicles	Fee collected (in Rs.)
1	2	3	4	5	6	7	8
A-Car (Note-7)	15558	880796	14017	786183	Note-1	14731	836766
B-LCV	1061	105367	1134	123121		807	78292
C-Bus	1529	287148	1549	295585		1269	239620
D-Truck	0	0	0	0		0	0
E-Three-axle vehicle	0	0	0	0		0	0
F-Multi-axle Truck	2227	831418	2209	813907		1978	726050
G-Oversized vehicle	0	0	0	0	0	0	
FASTag Debit Adjustment/ Chargeback Received from Bank (Net) (Note-5)	0	775	0	1876	Note-5	0	-67
H- Total	20375	2105505	18909	2020672		18785	1880660

Day/Month wise Opening Balance of Toll Collection & Traffic

Day	21
Month	12
Year	2025
Toll Depositing Bank	State Bank Of India
Bank Account No.	39177623786

Transaction Type	Car/Jeep Count	Total Car/ Jeep Amount (in Rs.)	Bus/Truck Count	Total Bus / Truck Amount (in Rs.)	LCV Count	Total LCV Amount (in Rs.)	MAV (Multi Axle Vehicle Count)	Total MAV (Multi Axle Vehicle) Amount (in Rs.)	Three Axle Count	Three Axle Count Amount (in Rs.)	FASTag Debit Adjustment/ Chargeback Received from Bank (Net)
1	2	3	4	5	8	9	10	11	12	13	Note-5
Single Journey	8984	424744	934	155745	574	48955	1855	660567	0	0	-67
Monthly Pass Sales	0	0	0	0	0	0	0	0	0	0	0
Daily Pass Sales	4756	336322	296	73851	218	27345	111	59359	0	0	0
Local Pass Sales	0	0	0	0	0	0	0	0	0	0	0
Return Pass Sales	0	0	0	0	0	0	0	0	0	0	0
Double User Fee (FASTag Lane Violation) (Note-6)	487	46090	16	5280	7	1162	3	2130	0	0	0
1.25 times User Fee via UPI (FASTag Lane Violation) (Note-9)	504	29610	23	4744	8	830	9	3994	0	0	0

Traffic and Revenue Receivable (Annual Pass - Note 7)		
Transaction Type	Car/Jeep Count	Total Car/ Jeep Amount (in Rs.)
1	2	3
Annual Pass	1691	93850

Total Non-Tollable Traffic Count Entry Details (Note-2)					
Transaction Type	Car/Jeep Count	Bus/Truck Count	LCV Count	MAV (Multi Axle Vehicle Count)	Three Axle Count
1	2	3	5	6	7
Reuse & Exit	5211	548	492	122	0
Exemption & Violation	20500	562	202	772	0

Notes

1. Fee for Fastag vehicles passing two toll plazas, is collected at two plazas in few cases and therefore section wise traffic details will not be available at one plaza for same.
2. All Non-tollable traffic could not be recorded/reported due to unavailability of adequate Lanes & systems. Non-Tollable count includes Reuse of daily/return/monthly pass, exit trips, exemption and violations.
3. Reporting (FASTag/Cash/Card) - 12:00:00 AM to 11:59:59 PM.
4. Fastag Collection is net of Acquiring Bank Charges
5. FASTag Debit Adjustment/Chargeback Received from Bank (Net)
6. Double user fee (from cash vehicles entering dedicated Fastag lane) collected from vehicles are reported separately (count and revenue). These are included in vehicle category wise count and revenue.
7. Annual FASTag pass w.e.f. 15 August 2025 as per directions of MPEL vide letter no MPEL/DIC/2025/676 dated August 14, 2025.
8. Annual Pass Toll Revenue receivable (as given in the table above) is not included in the column 'Fee Collected'.
9. '1.25' times User Fee via UPI for vehicles without a valid FASTag w.e.f. 15 November 2025 as per directions of MPEL vide letter no MPEL/02/DIC/968 dated 10 November 2025.



MONTHLY/DAILY FEE STATEMENT

Project Highway: National Highway NH-48

Day/Month: 22-Dec-2025

Sr. No.	Name of Toll Plaza Location	Chainage
National Highway NH-48 (from Km. 20+400 to 131+200)		
1	Somatne Phata	30+050

Type of Vehicle	For corresponding day/month of previous year 22-Dec-2024		For preceding day/month 21-Dec-2025		For the day/month reported upon 22-Dec-2025		
	No. of Vehicles	Fee collected (in Rs.)	No. of Vehicles	Fee collected (in Rs.)	Fee per Vehicle (in Rs.)	No. of Vehicles	Fee collected (in Rs.)
1	2	3	4	5	6	7	8
A-Car (Note-7)	17027	981768	14731	836766	Note-1	11487	647048
B-LCV	783	76775	807	78292		1041	104705
C-Bus	1318	250370	1269	239620		1443	271932
D-Truck	0	0	0	0		0	0
E-Three-axle vehicle	0	0	0	0		0	0
F-Multi-axle Truck	1924	706420	1978	726050		2203	818722
G-Oversized vehicle	0	0	0	0		0	0
FASTag Debit Adjustment/ Chargeback Received from Bank (Net) (Note-5)	0	-82	0	-67	Note-5	0	1859
H- Total	21052	2015251	18785	1880660		16174	1844266

Day/Month wise Opening Balance of Toll Collection & Traffic

Day	22
Month	12
Year	2025
Toll Depositing Bank	State Bank Of India
Bank Account No.	39177623786

Transaction Type	Car/Jeep Count	Total Car/ Jeep Amount (in Rs.)	Bus/Truck Count	Total Bus / Truck Amount (in Rs.)	LCV Count	Total LCV Amount (in Rs.)	MAV (Multi Axle Vehicle Count)	Total MAV (Multi Axle Vehicle) Amount (in Rs.)	Three Axle Count	Three Axle Count Amount (in Rs.)	FASTag Debit Adjustment/ Chargeback Received from Bank (Net)
1	2	3	4	5	8	9	10	11	12	13	Note-5
Single Journey	6943	322829	1043	172539	631	52996	1994	707700	0	0	1859
Monthly Pass Sales	0	0	0	0	0	0	0	0	0	0	0
Daily Pass Sales	3888	273911	374	92670	385	48057	194	103300	0	0	0
Local Pass Sales	0	0	0	0	0	0	0	0	0	0	0
Return Pass Sales	0	0	0	0	0	0	0	0	0	0	0
Double User Fee (FASTag Lane Violation) (Note-6)	322	30550	11	3630	17	2822	4	2840	0	0	0
1.25 times User Fee via UPI (FASTag Lane Violation) (Note-9)	334	19759	15	3094	8	830	11	4881	0	0	0

Traffic and Revenue Receivable (Annual Pass - Note 7)		
Transaction Type	Car/Jeep Count	Total Car/ Jeep Amount (in Rs.)
1	2	3
Annual Pass	1546	83835

Total Non-Tollable Traffic Count Entry Details (Note-2)					
Transaction Type	Car/Jeep Count	Bus/Truck Count	LCV Count	MAV (Multi Axle Vehicle Count)	Three Axle Count
1	2	3	5	6	7
Reuse & Exit	4655	810	933	212	0
Exemption & Violation	21459	821	361	1389	0



Notes

1. Fee for Fastag vehicles passing two toll plazas, is collected at two plazas in few cases and therefore section wise traffic details will not be available at one plaza for same.
2. All Non-tollable traffic could not be recorded/reported due to unavailability of adequate Lanes & systems. Non-Tollable count includes Reuse of daily/return/monthly pass, exit trips, exemption and violations.
3. Reporting (FASTag/Cash/Card) - 12:00:00 AM to 11:59:59 PM.
4. Fastag Collection is net of Acquiring Bank Charges
5. FASTag Debit Adjustment/Chargeback Received from Bank (Net)
6. Double user fee (from cash vehicles entering dedicated Fastag lane) collected from vehicles are reported separately (count and revenue). These are included in vehicle category wise count and revenue.
7. Annual FASTag pass w.e.f. 15 August 2025 as per directions of MPEL vide letter no MPEL/DIC/2025/676 dated August 14, 2025.
8. Annual Pass Toll Revenue receivable (as given in the table above) is not included in the column 'Fee Collected'.
9. '1.25' times User Fee via UPI for vehicles without a valid FASTag w.e.f. 15 November 2025 as per directions of MPEL vide letter no MPEL/02/DIC/968 dated 10 November 2025.

MONTHLY/DAILY FEE STATEMENT

Project Highway: National Highway NH-48

Day/Month: 23-Dec-2025

Sr. No.	Name of Toll Plaza Location	Chainage
National Highway NH-48 (from Km. 20+400 to 131+200)		
1	Somatne Phata	30+050

Type of Vehicle	For corresponding day/month of previous year 23-Dec-2024		For preceding day/month 22-Dec-2025		For the day/month reported upon 23-Dec-2025		
	No. of Vehicles	Fee collected (in Rs.)	No. of Vehicles	Fee collected (in Rs.)	Fee per Vehicle (in Rs.)	No. of Vehicles	Fee collected (in Rs.)
1	2	3	4	5	6	7	8
A-Car (Note-7)	13677	790194	11487	647048	Note-1	11434	658505
B-LCV	990	102306	1041	104705		1140	115894
C- Bus	1400	291919	1443	271932		1502	283271
D-Truck	0	0	0	0		0	0
E-Three-axle vehicle	0	0	0	0		0	0
F-Multi-axle Truck	2240	818433	2203	818722		2346	869027
G-Oversized vehicle	0	0	0	0	0	0	
FASTag Debit Adjustment/ Chargeback Received from Bank (Net) (Note-5)	0	1626	0	1859	Note-5	0	847
H- Total	18307	2004477	16174	1844266		16422	1927545

Day/Month wise Opening Balance of Toll Collection & Traffic

Day	23
Month	12
Year	2025
Toll Depositing Bank	State Bank Of India
Bank Account No.	39177623786

Transaction Type	Car/Jeep Count	Total Car/ Jeep Amount (in Rs.)	Bus/Truck Count	Total Bus / Truck Amount (in Rs.)	LCV Count	Total LCV Amount (in Rs.)	MAV (Multi Axle Vehicle Count)	Total MAV (Multi Axle Vehicle) Amount (in Rs.)	Three Axle Count	Three Axle Count Amount (in Rs.)	FASTag Debit Adjustment/ Chargeback Received from Bank (Net)		
1	2	3	4	5	6	7	8	9	10	11	12	13	Note-5
Single Journey	6516	306177	1101	183096	695	59290	2138	759152	0	0	0	847	
Monthly Pass Sales	0	0	0	0	0	0	0	0	0	0	0	0	
Daily Pass Sales	4264	303718	381	94812	409	51375	187	99758	0	0	0	0	
Local Pass Sales	0	0	0	0	0	0	0	0	0	0	0	0	
Return Pass Sales	0	0	0	0	0	0	0	0	0	0	0	0	
Double User Fee (FASTag Lane Violation) (Note-6)	289	27166	10	3300	24	3984	3	2130	0	0	0	0	
1.25 times User Fee via UPI (FASTag Lane Violation) (Note-9)	365	21444	10	2063	12	1245	18	7988	0	0	0	0	

Traffic and Revenue Receivable (Annual Pass - Note 7)		
Transaction Type	Car/Jeep Count	Total Car/ Jeep Amount (in Rs.)
1	2	3
Annual Pass	1584	86423

Total Non-Tollable Traffic Count Entry Details (Note-2)					
Transaction Type	Car/Jeep Count	Bus/Truck Count	LCV Count	MAV (Multi Axle Vehicle Count)	Three Axle Count
1	2	3	4	5	6
Reuse & Exit	5082	819	994	224	0
Exemption & Violation	21927	890	432	1493	0

Notes

1. Fee for Fastag vehicles passing two toll plazas, is collected at two plazas in few cases and therefore section wise traffic details will not be available at one plaza for same.
2. All Non-tollable traffic could not be recorded/reported due to unavailability of adequate Lanes & systems. Non-Tollable count includes Reuse of daily/return/monthly pass, exit trips, exemption and violations.
3. Reporting (FASTag/Cash/Card) - 12:00:00 AM to 11:59:59 PM.
4. Fastag Collection is net of Acquiring Bank Charges
5. FASTag Debit Adjustment/Chargeback Received from Bank (Net)
6. Double user fee (from cash vehicles entering dedicated Fastag lane) collected from vehicles are reported separately (count and revenue). These are included in vehicle category wise count and revenue.
7. Annual FASTag pass w.e.f. 15 August 2025 as per directions of MPEL vide letter no MPEL/DIC/2025/676 dated August 14, 2025.
8. Annual Pass Toll Revenue receivable (as given in the table above) is not included in the column 'Fee Collected'.
9. '1.25' times User Fee via UPI for vehicles without a valid FASTag w.e.f. 15 November 2025 as per directions of MPEL vide letter no MPEL/02/DIC/968 dated 10 November 2025.



MONTHLY/DAILY FEE STATEMENT

Project Highway: National Highway NH-48

Day/Month: 24-Dec-2025

Sr. No.	Name of Toll Plaza Location	Chainage
National Highway NH-48 (from Km. 20+400 to 131+200)		
1	Somatne Phata	30+050

Type of Vehicle	For corresponding day/month of previous year 24-Dec-2024		For preceding day/month 23-Dec-2025		For the day/month reported upon 24-Dec-2025		
	No. of Vehicles	Fee collected (in Rs.)	No. of Vehicles	Fee collected (in Rs.)	Fee per Vehicle (in Rs.)	No. of Vehicles	Fee collected (in Rs.)
1	2	3	4	5	6	7	8
A-Car (Note-7)	13995	813765	11434	658505	Note-1	12938	733541
B-LCV	1021	103539	1140	115894		1144	115536
C- Bus	1489	285955	1502	283271		1563	295536
D-Truck	0	0	0	0		0	0
E-Three-axle vehicle	0	0	0	0		0	0
F-Multi-axle Truck	2210	821194	2346	869027		2408	892737
G-Oversized vehicle	0	0	0	0	0	0	
FASTag Debit Adjustment/ Chargeback Received from Bank (Net) (Note-5)	0	707	0	847	Note-5	0	1882
H- Total	18715	2025159	16422	1927545		18053	2039231

Day/Month wise Opening Balance of Toll Collection & Traffic

Day	24
Month	12
Year	2025
Toll Depositing Bank	State Bank Of India
Bank Account No.	39177623786

Transaction Type	Car/Jeep Count	Total Car/ Jeep Amount (in Rs.)	Bus/Truck Count	Total Bus / Truck Amount (in Rs.)	LCV Count	Total LCV Amount (in Rs.)	MAV (Multi Axle Vehicle Count)	Total MAV (Multi Axle Vehicle) Amount (in Rs.)	Three Axle Count	Three Axle Count Amount (in Rs.)	FASTag Debit Adjustment/ Chargeback Received from Bank (Net)		
1	2	3	4	5	6	7	8	9	10	11	12	13	Note-5
Single Journey	7875	369403	1144	190616	701	59327	2196	780480	0	0	0	1882	
Monthly Pass Sales	1	359	0	0	0	0	0	0	0	0	0	0	
Daily Pass Sales	4304	306556	383	95143	410	51416	201	106843	0	0	0	0	
Local Pass Sales	0	0	0	0	0	0	0	0	0	0	0	0	
Return Pass Sales	0	0	0	0	0	0	0	0	0	0	0	0	
Double User Fee (FASTag Lane Violation) (Note-6)	354	33370	19	6270	22	3652	2	1420	0	0	0	0	
1.25 times User Fee via UPI (FASTag Lane Violation) (Note-9)	404	23853	17	3506	11	1141	9	3994	0	0	0	0	

Traffic and Revenue Receivable (Annual Pass - Note 7)		
Transaction Type	Car/Jeep Count	Total Car/ Jeep Amount (in Rs.)
1	2	3
Annual Pass	1718	93906

Total Non-Tollable Traffic Count Entry Details (Note-2)					
Transaction Type	Car/Jeep Count	Bus/Truck Count	LCV Count	MAV (Multi Axle Vehicle Count)	Three Axle Count
1	2	3	4	5	6
Reuse & Exit	5158	817	999	235	0
Exemption & Violation	21864	790	357	1384	0

Notes

1. Fee for Fastag vehicles passing two toll plazas, is collected at two plazas in few cases and therefore section wise traffic details will not be available at one plaza for same.
2. All Non-tollable traffic could not be recorded/reported due to unavailability of adequate Lanes & systems. Non-Tollable count includes Reuse of daily/return/monthly pass, exit trips, exemption and violations.
3. Reporting (FASTag/Cash/Card) - 12:00:00 AM to 11:59:59 PM.
4. Fastag Collection is net of Acquiring Bank Charges
5. FASTag Debit Adjustment/Chargeback Received from Bank (Net)
6. Double user fee (from cash vehicles entering dedicated Fastag lane) collected from vehicles are reported separately (count and revenue). These are included in vehicle category wise count and revenue.
7. Annual FASTag pass w.e.f. 15 August 2025 as per directions of MPEL vide letter no MPEL/DIC/2025/676 dated August 14, 2025.
8. Annual Pass Toll Revenue receivable (as given in the table above) is not included in the column 'Fee Collected'.
9. '1.25' times User Fee via UPI for vehicles without a valid FASTag w.e.f. 15 November 2025 as per directions of MPEL vide letter no MPEL/02/DIC/968 dated 10 November 2025.



MONTHLY/DAILY FEE STATEMENT

Project Highway: National Highway NH-48

Day/Month: 25-Dec-2025

Sr. No.	Name of Toll Plaza Location	Chainage
National Highway NH-48 (from Km. 20+400 to 131+200)		
1	Somatne Phata	30+050

Type of Vehicle	For corresponding day/month of previous year 25-Dec-2024		For preceding day/month 24-Dec-2025		For the day/month reported upon 25-Dec-2025		
	No. of Vehicles	Fee collected (in Rs.)	No. of Vehicles	Fee collected (in Rs.)	Fee per Vehicle (in Rs.)	No. of Vehicles	Fee collected (in Rs.)
1	2	3	4	5	6	7	8
A-Car (Note-7)	15406	886494	12938	733541		13507	761147
B-LCV	965	95866	1144	115536		1061	104772
C-Bus	1513	285512	1563	295536		1389	259944
D-Truck	0	0	0	0	Note-1	0	0
E-Three-axle vehicle	0	0	0	0		0	0
F-Multi-axle Truck	2074	768690	2408	892737		2396	867378
G-Oversized vehicle	0	0	0	0		0	0
FASTag Debit Adjustment/ Chargeback Received from Bank (Net) (Note-5)	0	0	0	1882	Note-5	0	0
H- Total	19958	2036562	18053	2039231		18353	1993242

Day/Month wise Opening Balance of Toll Collection & Traffic

Day	25
Month	12
Year	2025
Toll Depositing Bank	State Bank Of India
Bank Account No.	39177623786

Transaction Type	Car/Jeep Count	Total Car/ Jeep Amount (in Rs.)	Bus/Truck Count	Total Bus / Truck Amount (in Rs.)	LCV Count	Total LCV Amount (in Rs.)	MAV (Multi Axle Vehicle Count)	Total MAV (Multi Axle Vehicle) Amount (in Rs.)	Three Axle Count	Three Axle Count Amount (in Rs.)	FASTag Debit Adjustment/ Chargeback Received from Bank (Net)
1	2	3	4	5	8	9	10	11	12	13	Note-5
Single Journey	8509	401883	1053	175615	711	60308	2177	774206	0	0	0
Monthly Pass Sales	0	0	0	0	0	0	79	18480	0	0	0
Daily Pass Sales	4136	293587	304	75750	315	39525	132	70344	0	0	0
Local Pass Sales	0	0	0	0	0	0	0	0	0	0	0
Return Pass Sales	0	0	0	0	0	0	0	0	0	0	0
Double User Fee (FASTag Lane Violation) (Note-6)	416	39416	16	5280	21	3486	3	2130	0	0	0
1.25 times User Fee via UPI (FASTag Lane Violation) (Note-9)	446	26261	16	3300	14	1453	5	2219	0	0	0

Traffic and Revenue Receivable (Annual Pass - Note 7)		
Transaction Type	Car/Jeep Count	Total Car/ Jeep Amount (in Rs.)
1	2	3
Annual Pass	1652	91599

Total Non-Tollable Traffic Count Entry Details (Note-2)					
Transaction Type	Car/Jeep Count	Bus/Truck Count	LCV Count	MAV (Multi Axle Vehicle Count)	Three Axle Count
1	2	3	5	6	7
Reuse & Exit	4741	649	744	158	0
Exemption & Violation	20459	686	304	1165	0



Notes

1. Fee for Fastag vehicles passing two toll plazas, is collected at two plazas in few cases and therefore section wise traffic details will not be available at one plaza for same.
2. All Non-tollable traffic could not be recorded/reported due to unavailability of adequate Lanes & systems. Non-Tollable count includes Reuse of daily/return/monthly pass, exit trips, exemption and violations.
3. Reporting (FASTag/Cash/Card) - 12:00:00 AM to 11:59:59 PM.
4. Fastag Collection is net of Acquiring Bank Charges
5. FASTag Debit Adjustment/Chargeback Received from Bank (Net)
6. Double user fee (from cash vehicles entering dedicated Fastag lane) collected from vehicles are reported separately (count and revenue). These are included in vehicle category wise count and revenue.
7. Annual FASTag pass w.e.f. 15 August 2025 as per directions of MPEL vide letter no MPEL/DIC/2025/676 dated August 14, 2025.
8. Annual Pass Toll Revenue receivable (as given in the table above) is not included in the column 'Fee Collected'.
9. '1.25' times User Fee via UPI for vehicles without a valid FASTag w.e.f. 15 November 2025 as per directions of MPEL vide letter no MPEL/02/DIC/968 dated 10 November 2025.

MONTHLY/DAILY FEE STATEMENT

Project Highway: National Highway NH-48

Day/Month: 26-Dec-2025

Sr. No.	Name of Toll Plaza Location	Chainage
National Highway NH-48 (from Km. 20+400 to 131+200)		
1	Somatne Phata	30+050

Type of Vehicle	For corresponding day/month of previous year 26-Dec-2024		For preceding day/month 25-Dec-2025		For the day/month reported upon 26-Dec-2025		
	No. of Vehicles	Fee collected (in Rs.)	No. of Vehicles	Fee collected (in Rs.)	Fee per Vehicle (in Rs.)	No. of Vehicles	Fee collected (in Rs.)
1	2	3	4	5	6	7	8
A-Car (Note-7)	14006	805999	13507	761147	Note-1	13861	785031
B-LCV	964	98641	1061	104772		1089	119239
C-Bus	1475	279892	1389	259944		1486	279183
D-Truck	0	0	0	0		0	0
E-Three-axle vehicle	0	0	0	0		0	0
F-Multi-axle Truck	2160	808427	2396	867378		2215	820811
G-Oversized vehicle	0	0	0	0		0	0
FASTag Debit Adjustment/ Chargeback Received from Bank (Net) (Note-5)	0	0	0	0	Note-5	0	1350
H- Total	18605	1992960	18353	1993242		18651	2005613

Day/Month wise Opening Balance of Toll Collection & Traffic

Day	26
Month	12
Year	2025
Toll Depositing Bank	State Bank Of India
Bank Account No.	39177623786

Transaction Type	Car/Jeep Count	Total Car/ Jeep Amount (in Rs.)	Bus/Truck Count	Total Bus / Truck Amount (in Rs.)	LCV Count	Total LCV Amount (in Rs.)	MAV (Multi Axle Vehicle Count)	Total MAV (Multi Axle Vehicle) Amount (in Rs.)	Three Axle Count	Three Axle Count Amount (in Rs.)	FASTag Debit Adjustment/ Chargeback Received from Bank (Net)
1	2	3	4	5	8	9	10	11	12	13	Note-5
Single Journey	8745	410638	1109	185116	671	56923	2026	720336	0	0	1350
Monthly Pass Sales	6	7756	0	0	4	9942	0	0	0	0	0
Daily Pass Sales	4316	305671	350	87137	392	49095	179	95505	0	0	0
Local Pass Sales	0	0	0	0	0	0	0	0	0	0	0
Return Pass Sales	0	0	0	0	0	0	0	0	0	0	0
Double User Fee (FASTag Lane Violation) (Note-6)	393	37348	11	3630	16	2656	2	1420	0	0	0
1.25 times User Fee via UPI (FASTag Lane Violation) (Note-9)	401	23618	16	3300	6	623	8	3550	0	0	0

Traffic and Revenue Receivable (Annual Pass - Note 7)		
Transaction Type	Car/Jeep Count	Total Car/ Jeep Amount (in Rs.)
1	2	3
Annual Pass	1729	94638

Total Non-Tollable Traffic Count Entry Details (Note-2)					
Transaction Type	Car/Jeep Count	Bus/Truck Count	LCV Count	MAV (Multi Axle Vehicle Count)	Three Axle Count
1	2	3	5	6	7
Reuse & Exit	5024	760	957	220	0
Exemption & Violation	21058	763	359	1276	0



Notes

1. Fee for Fastag vehicles passing two toll plazas, is collected at two plazas in few cases and therefore section wise traffic details will not be available at one plaza for same.
2. All Non-tollable traffic could not be recorded/reported due to unavailability of adequate Lanes & systems. Non-Tollable count includes Reuse of daily/return/monthly pass, exit trips, exemption and violations.
3. Reporting (FASTag/Cash/Card) - 12:00:00 AM to 11:59:59 PM.
4. Fastag Collection is net of Acquiring Bank Charges
5. FASTag Debit Adjustment/Chargeback Received from Bank (Net)
6. Double user fee (from cash vehicles entering dedicated Fastag lane) collected from vehicles are reported separately (count and revenue). These are included in vehicle category wise count and revenue.
7. Annual FASTag pass w.e.f. 15 August 2025 as per directions of MPEL vide letter no MPEL/DIC/2025/676 dated August 14, 2025.
8. Annual Pass Toll Revenue receivable (as given in the table above) is not included in the column 'Fee Collected'.
9. '1.25' times User Fee via UPI for vehicles without a valid FASTag w.e.f. 15 November 2025 as per directions of MPEL vide letter no MPEL/02/DIC/968 dated 10 November 2025.

MONTHLY/DAILY FEE STATEMENT

Project Highway: National Highway NH-48

Day/Month: 27-Dec-2025

Sr. No.	Name of Toll Plaza Location	Chainage
National Highway NH-48 (from Km. 20+400 to 131+200)		
1	Somatne Phata	30+050

Type of Vehicle	For corresponding day/month of previous year 27-Dec-2024		For preceding day/month 26-Dec-2025		For the day/month reported upon 27-Dec-2025		
	No. of Vehicles	Fee collected (in Rs.)	No. of Vehicles	Fee collected (in Rs.)	Fee per Vehicle (in Rs.)	No. of Vehicles	Fee collected (in Rs.)
1	2	3	4	5	6	7	8
A-Car (Note-7)	14668	840667	13861	785031	Note-1	15596	875318
B-LCV	1004	100413	1089	119239		1134	117855
C-Bus	1539	300317	1486	279183		1529	318502
D-Truck	0	0	0	0		0	0
E-Three-axle vehicle	0	0	0	0		0	0
F-Multi-axle Truck	2437	920332	2215	820811		2408	893291
G-Oversized vehicle	0	0	0	0		0	0
FASTag Debit Adjustment/ Chargeback Received from Bank (Net) (Note-5)	0	2933	0	1350	Note-5	0	1376
H- Total	19648	2164662	18651	2005613		20667	2206342

Day/Month wise Opening Balance of Toll Collection & Traffic

Day	27
Month	12
Year	2025
Toll Depositing Bank	State Bank Of India
Bank Account No.	39177623786

Transaction Type	Car/Jeep Count	Total Car/ Jeep Amount (in Rs.)	Bus/Truck Count	Total Bus / Truck Amount (in Rs.)	LCV Count	Total LCV Amount (in Rs.)	MAV (Multi Axle Vehicle Count)	Total MAV (Multi Axle Vehicle) Amount (in Rs.)	Three Axle Count	Three Axle Count Amount (in Rs.)	FASTag Debit Adjustment/ Chargeback Received from Bank (Net)
1	2	3	4	5	8	9	10	11	12	13	Note-5
Single Journey	10002	472974	1104	184021	781	66456	2201	783424	0	0	1376
Monthly Pass Sales	2	1767	6	29647	3	7457	0	0	0	0	0
Daily Pass Sales	4673	331985	390	97367	328	41099	194	103300	0	0	0
Local Pass Sales	0	0	0	0	0	0	0	0	0	0	0
Return Pass Sales	0	0	0	0	0	0	0	0	0	0	0
Double User Fee (FASTag Lane Violation) (Note-6)	406	38258	12	3960	9	1494	3	2130	0	0	0
1.25 times User Fee via UPI (FASTag Lane Violation) (Note-9)	513	30334	17	3506	13	1349	10	4438	0	0	0

Traffic and Revenue Receivable (Annual Pass - Note 7)		
Transaction Type	Car/Jeep Count	Total Car/ Jeep Amount (in Rs.)
1	2	3
Annual Pass	1837	100827

Total Non-Tollable Traffic Count Entry Details (Note-2)					
Transaction Type	Car/Jeep Count	Bus/Truck Count	LCV Count	MAV (Multi Axle Vehicle Count)	Three Axle Count
1	2	3	5	6	7
Reuse & Exit	5284	776	771	225	0
Exemption & Violation	20374	790	317	1290	0



Notes

1. Fee for Fastag vehicles passing two toll plazas, is collected at two plazas in few cases and therefore section wise traffic details will not be available at one plaza for same.
2. All Non-tollable traffic could not be recorded/reported due to unavailability of adequate Lanes & systems. Non-Tollable count includes Reuse of daily/return/monthly pass, exit trips, exemption and violations.
3. Reporting (FASTag/Cash/Card) - 12:00:00 AM to 11:59:59 PM.
4. Fastag Collection is net of Acquiring Bank Charges
5. FASTag Debit Adjustment/Chargeback Received from Bank (Net)
6. Double user fee (from cash vehicles entering dedicated Fastag lane) collected from vehicles are reported separately (count and revenue). These are included in vehicle category wise count and revenue.
7. Annual FASTag pass w.e.f. 15 August 2025 as per directions of MPEL vide letter no MPEL/DIC/2025/676 dated August 14, 2025.
8. Annual Pass Toll Revenue receivable (as given in the table above) is not included in the column 'Fee Collected'.
9. '1.25' times User Fee via UPI for vehicles without a valid FASTag w.e.f. 15 November 2025 as per directions of MPEL vide letter no MPEL/02/DIC/968 dated 10 November 2025.

MONTHLY/DAILY FEE STATEMENT

Project Highway: National Highway NH-48

Day/Month: 28-Dec-2025

Sr. No.	Name of Toll Plaza Location	Chainage
National Highway NH-48 (from Km. 20+400 to 131+200)		
1	Somatne Phata	30+050

Type of Vehicle	For corresponding day/month of previous year 28-Dec-2024		For preceding day/month 27-Dec-2025		For the day/month reported upon 28-Dec-2025		
	No. of Vehicles	Fee collected (in Rs.)	No. of Vehicles	Fee collected (in Rs.)	Fee per Vehicle (in Rs.)	No. of Vehicles	Fee collected (in Rs.)
1	2	3	4	5	6	7	8
A-Car (Note-7)	16538	950204	15596	875318	Note-1	16714	939404
B-LCV	1051	112215	1134	117855		818	79922
C-Bus	1625	304662	1529	318502		1267	239567
D-Truck	0	0	0	0		0	0
E-Three-axle vehicle	0	0	0	0		0	0
F-Multi-axle Truck	2413	897201	2408	893291		2299	777649
G-Oversized vehicle	0	0	0	0		0	0
FASTag Debit Adjustment/ Chargeback Received from Bank (Net) (Note-5)	0	0	0	1376	Note-5	0	0
H- Total	21627	2264282	20667	2206342		21098	2036542

Day/Month wise Opening Balance of Toll Collection & Traffic

Day	28
Month	12
Year	2025
Toll Depositing Bank	State Bank Of India
Bank Account No.	39177623786

Transaction Type	Car/Jeep Count	Total Car/ Jeep Amount (in Rs.)	Bus/Truck Count	Total Bus / Truck Amount (in Rs.)	LCV Count	Total LCV Amount (in Rs.)	MAV (Multi Axle Vehicle Count)	Total MAV (Multi Axle Vehicle) Amount (in Rs.)	Three Axle Count	Three Axle Count Amount (in Rs.)	FASTag Debit Adjustment/ Chargeback Received from Bank (Net)
1	2	3	4	5	8	9	10	11	12	13	Note-5
Single Journey	10589	499606	930	155032	579	49819	1881	668894	0	0	0
Monthly Pass Sales	3	3174	0	0	0	0	276	33000	0	0	0
Daily Pass Sales	4964	351229	303	75666	220	27509	136	72826	0	0	0
Local Pass Sales	0	0	0	0	0	0	0	0	0	0	0
Return Pass Sales	0	0	0	0	0	0	0	0	0	0	0
Double User Fee (FASTag Lane Violation) (Note-6)	466	44680	15	4950	10	1660	1	710	0	0	0
1.25 times User Fee via UPI (FASTag Lane Violation) (Note-9)	692	40714	19	3919	9	934	5	2219	0	0	0

Traffic and Revenue Receivable (Annual Pass - Note 7)		
Transaction Type	Car/Jeep Count	Total Car/ Jeep Amount (in Rs.)
1	2	3
Annual Pass	1762	96382

Total Non-Tollable Traffic Count Entry Details (Note-2)					
Transaction Type	Car/Jeep Count	Bus/Truck Count	LCV Count	MAV (Multi Axle Vehicle Count)	Three Axle Count
1	2	3	5	6	7
Reuse & Exit	5416	657	585	155	0
Exemption & Violation	20364	629	195	717	0

Notes

1. Fee for Fastag vehicles passing two toll plazas, is collected at two plazas in few cases and therefore section wise traffic details will not be available at one plaza for same.
2. All Non-tollable traffic could not be recorded/reported due to unavailability of adequate Lanes & systems. Non-Tollable count includes Reuse of daily/return/monthly pass, exit trips, exemption and violations.
3. Reporting (FASTag/Cash/Card) - 12:00:00 AM to 11:59:59 PM.
4. Fastag Collection is net of Acquiring Bank Charges
5. FASTag Debit Adjustment/Chargeback Received from Bank (Net)
6. Double user fee (from cash vehicles entering dedicated Fastag lane) collected from vehicles are reported separately (count and revenue). These are included in vehicle category wise count and revenue.
7. Annual FASTag pass w.e.f. 15 August 2025 as per directions of MPEL vide letter no MPEL/DIC/2025/676 dated August 14, 2025.
8. Annual Pass Toll Revenue receivable (as given in the table above) is not included in the column 'Fee Collected'.
9. '1.25' times User Fee via UPI for vehicles without a valid FASTag w.e.f. 15 November 2025 as per directions of MPEL vide letter no MPEL/02/DIC/968 dated 10 November 2025.



MONTHLY/DAILY FEE STATEMENT

Project Highway: National Highway NH-48

Day/Month: 29-Dec-2025

Sr. No.	Name of Toll Plaza Location	Chainage
National Highway NH-48 (from Km. 20+400 to 131+200)		
1	Somatne Phata	30+050

Type of Vehicle	For corresponding day/month of previous year 29-Dec-2024		For preceding day/month 28-Dec-2025		For the day/month reported upon 29-Dec-2025		
	No. of Vehicles	Fee collected (in Rs.)	No. of Vehicles	Fee collected (in Rs.)	Fee per Vehicle (in Rs.)	No. of Vehicles	Fee collected (in Rs.)
1	2	3	4	5	6	7	8
A-Car (Note-7)	17715	1010734	16714	939404	Note-1	12687	716772
B-LCV	766	73592	818	79922		1059	112816
C-Bus	1356	254883	1267	239567		1410	264896
D-Truck	0	0	0	0		0	0
E-Three-axle vehicle	0	0	0	0		0	0
F-Multi-axle Truck	2143	788830	2299	777649		2426	898364
G-Oversized vehicle	0	0	0	0		0	0
FASTag Debit Adjustment/ Chargeback Received from Bank (Net) (Note-5)	0	0	0	0	Note-5	0	2910
H- Total	21980	2128039	21098	2036542		17582	1995758

Day/Month wise Opening Balance of Toll Collection & Traffic

Day	29
Month	12
Year	2025
Toll Depositing Bank	State Bank Of India
Bank Account No.	39177623786

Transaction Type	Car/Jeep Count	Total Car/ Jeep Amount (in Rs.)	Bus/Truck Count	Total Bus / Truck Amount (in Rs.)	LCV Count	Total LCV Amount (in Rs.)	MAV (Multi Axle Vehicle Count)	Total MAV (Multi Axle Vehicle) Amount (in Rs.)	Three Axle Count	Three Axle Count Amount (in Rs.)	FASTag Debit Adjustment/ Chargeback Received from Bank (Net)
1	2	3	4	5	8	9	10	11	12	13	Note-5
Single Journey	7878	369189	1040	172644	665	56011	2222	790091	0	0	2910
Monthly Pass Sales	5	5301	0	0	3	7457	0	0	0	0	0
Daily Pass Sales	4074	288820	341	84909	370	46361	193	103125	0	0	0
Local Pass Sales	0	0	0	0	0	0	0	0	0	0	0
Return Pass Sales	0	0	0	0	0	0	0	0	0	0	0
Double User Fee (FASTag Lane Violation) (Note-6)	292	27730	11	3630	13	2158	1	710	0	0	0
1.25 times User Fee via UPI (FASTag Lane Violation) (Note-9)	438	25733	18	3713	8	830	10	4438	0	0	0

Traffic and Revenue Receivable (Annual Pass - Note 7)		
Transaction Type	Car/Jeep Count	Total Car/ Jeep Amount (in Rs.)
1	2	3
Annual Pass	1696	94300

Total Non-Tollable Traffic Count Entry Details (Note-2)					
Transaction Type	Car/Jeep Count	Bus/Truck Count	LCV Count	MAV (Multi Axle Vehicle Count)	Three Axle Count
1	2	3	5	6	7
Reuse & Exit	4799	723	887	217	0
Exemption & Violation	21194	713	346	1142	0

Notes

1. Fee for Fastag vehicles passing two toll plazas, is collected at two plazas in few cases and therefore section wise traffic details will not be available at one plaza for same.
2. All Non-tollable traffic could not be recorded/reported due to unavailability of adequate Lanes & systems. Non-Tollable count includes Reuse of daily/return/monthly pass, exit trips, exemption and violations.
3. Reporting (FASTag/Cash/Card) - 12:00:00 AM to 11:59:59 PM.
4. Fastag Collection is net of Acquiring Bank Charges
5. FASTag Debit Adjustment/Chargeback Received from Bank (Net)
6. Double user fee (from cash vehicles entering dedicated Fastag lane) collected from vehicles are reported separately (count and revenue). These are included in vehicle category wise count and revenue.
7. Annual FASTag pass w.e.f. 15 August 2025 as per directions of MPEL vide letter no MPEL/DIC/2025/676 dated August 14, 2025.
8. Annual Pass Toll Revenue receivable (as given in the table above) is not included in the column 'Fee Collected'.
9. '1.25' times User Fee via UPI for vehicles without a valid FASTag w.e.f. 15 November 2025 as per directions of MPEL vide letter no MPEL/02/DIC/968 dated 10 November 2025.



MONTHLY/DAILY FEE STATEMENT

Project Highway: National Highway NH-48

Day/Month: 30-Dec-2025

Sr. No.	Name of Toll Plaza Location	Chainage
National Highway NH-48 (from Km. 20+400 to 131+200)		
1	Somatne Phata	30+050

Type of Vehicle	For corresponding day/month of previous year 30-Dec-2024		For preceding day/month 29-Dec-2025		For the day/month reported upon 30-Dec-2025		
	No. of Vehicles	Fee collected (in Rs.)	No. of Vehicles	Fee collected (in Rs.)	Fee per Vehicle (in Rs.)	No. of Vehicles	Fee collected (in Rs.)
1	2	3	4	5	6	7	8
A-Car (Note-7)	14052	812072	12687	716772		12755	730037
B-LCV	886	88818	1059	112816		1105	121441
C-Bus	1386	261709	1410	264896		1501	295323
D-Truck	0	0	0	0	Note-1	0	0
E-Three-axle vehicle	0	0	0	0		0	0
F-Multi-axle Truck	2205	818056	2426	898364		2471	916360
G-Oversized vehicle	0	0	0	0		0	0
FASTag Debit Adjustment/ Chargeback Received from Bank (Net) (Note-5)	0	2314	0	2910	Note-5	0	2429
H- Total	18529	1982968	17582	1995758		17832	2065590

Day/Month wise Opening Balance of Toll Collection & Traffic

Day	30
Month	12
Year	2025
Toll Depositing Bank	State Bank Of India
Bank Account No.	39177623786

Transaction Type	Car/Jeep Count	Total Car/ Jeep Amount (in Rs.)	Bus/Truck Count	Total Bus / Truck Amount (in Rs.)	LCV Count	Total LCV Amount (in Rs.)	MAV (Multi Axle Vehicle Count)	Total MAV (Multi Axle Vehicle) Amount (in Rs.)	Three Axle Count	Three Axle Count Amount (in Rs.)	FASTag Debit Adjustment/ Chargeback Received from Bank (Net)
1	2	3	4	5	8	9	10	11	12	13	Note-5
Single Journey	7506	351669	1063	176601	673	57424	2262	804627	0	0	2429
Monthly Pass Sales	9	7127	2	9882	4	9942	0	0	0	0	0
Daily Pass Sales	4379	309588	409	101662	395	49468	196	105433	0	0	0
Local Pass Sales	0	0	0	0	0	0	0	0	0	0	0
Return Pass Sales	0	0	0	0	0	0	0	0	0	0	0
Double User Fee (FASTag Lane Violation) (Note-6)	309	29046	13	4290	19	3154	2	1420	0	0	0
1.25 times User Fee via UPI (FASTag Lane Violation) (Note-9)	552	32606	14	2888	14	1453	11	4881	0	0	0

Traffic and Revenue Receivable (Annual Pass - Note 7)		
Transaction Type	Car/Jeep Count	Total Car/ Jeep Amount (in Rs.)
1	2	3
Annual Pass	1682	92443

Total Non-Tollable Traffic Count Entry Details (Note-2)					
Transaction Type	Car/Jeep Count	Bus/Truck Count	LCV Count	MAV (Multi Axle Vehicle Count)	Three Axle Count
1	2	3	5	6	7
Reuse & Exit	5124	794	927	239	0
Exemption & Violation	19907	692	332	1580	0



Notes

1. Fee for Fastag vehicles passing two toll plazas, is collected at two plazas in few cases and therefore section wise traffic details will not be available at one plaza for same.
2. All Non-tollable traffic could not be recorded/reported due to unavailability of adequate Lanes & systems. Non-Tollable count includes Reuse of daily/return/monthly pass, exit trips, exemption and violations.
3. Reporting (FASTag/Cash/Card) - 12:00:00 AM to 11:59:59 PM.
4. Fastag Collection is net of Acquiring Bank Charges
5. FASTag Debit Adjustment/Chargeback Received from Bank (Net)
6. Double user fee (from cash vehicles entering dedicated Fastag lane) collected from vehicles are reported separately (count and revenue). These are included in vehicle category wise count and revenue.
7. Annual FASTag pass w.e.f. 15 August 2025 as per directions of MPEL vide letter no MPEL/DIC/2025/676 dated August 14, 2025.
8. Annual Pass Toll Revenue receivable (as given in the table above) is not included in the column 'Fee Collected'.
9. '1.25' times User Fee via UPI for vehicles without a valid FASTag w.e.f. 15 November 2025 as per directions of MPEL vide letter no MPEL/02/DIC/968 dated 10 November 2025.

MONTHLY/DAILY FEE STATEMENT

Project Highway: National Highway NH-48

Day/Month: 31-Dec-2025

Sr. No.	Name of Toll Plaza Location	Chainage
National Highway NH-48 (from Km. 20+400 to 131+200)		
1	Somatne Phata	30+050

Type of Vehicle	For corresponding day/month of previous year 31-Dec-2024		For preceding day/month 30-Dec-2025		For the day/month reported upon 31-Dec-2025		
	No. of Vehicles	Fee collected (in Rs.)	No. of Vehicles	Fee collected (in Rs.)	Fee per Vehicle (in Rs.)	No. of Vehicles	Fee collected (in Rs.)
1	2	3	4	5	6	7	8
A-Car (Note-7)	13551	784715	12755	730037	Note-1	13168	753540
B-LCV	955	148910	1105	121441		1159	290017
C-Bus	1416	336350	1501	295323		1514	464746
D-Truck	0	0	0	0		0	0
E-Three-axle vehicle	0	0	0	0		0	0
F-Multi-axle Truck	2022	755473	2471	916360		2387	894725
G-Oversized vehicle	0	0	0	0		0	0
FASTag Debit Adjustment/ Chargeback Received from Bank (Net) (Note-5)	0	1008	0	2429	Note-5	0	11865
H- Total	17944	2026456	17832	2065590		18228	2414894

Day/Month wise Opening Balance of Toll Collection & Traffic

Day	31
Month	12
Year	2025
Toll Depositing Bank	State Bank Of India
Bank Account No.	39177623786

Transaction Type	Car/Jeep Count	Total Car/ Jeep Amount (in Rs.)	Bus/Truck Count	Total Bus / Truck Amount (in Rs.)	LCV Count	Total LCV Amount (in Rs.)	MAV (Multi Axle Vehicle Count)	Total MAV (Multi Axle Vehicle) Amount (in Rs.)	Three Axle Count	Three Axle Count Amount (in Rs.)	FASTag Debit Adjustment/ Chargeback Received from Bank (Net)
1	2	3	4	5	8	9	10	11	12	13	Note-5
Single Journey	8359	392005	1054	175456	699	59694	2204	787161	0	0	11865
Monthly Pass Sales	19	16680	35	182886	72	181448	1	10631	0	0	0
Daily Pass Sales	3876	276098	390	97122	364	45825	170	90543	0	0	0
Local Pass Sales	0	0	0	0	0	0	0	0	0	0	0
Return Pass Sales	0	0	0	0	0	0	0	0	0	0	0
Double User Fee (FASTag Lane Violation) (Note-6)	419	39480	15	4950	9	1494	4	2840	0	0	0
1.25 times User Fee via UPI (FASTag Lane Violation) (Note-9)	495	29276	20	4333	15	1556	8	3550	0	0	0

Traffic and Revenue Receivable (Annual Pass - Note 7)		
Transaction Type	Car/Jeep Count	Total Car/ Jeep Amount (in Rs.)
1	2	3
Annual Pass	1661	92725

Total Non-Tollable Traffic Count Entry Details (Note-2)					
Transaction Type	Car/Jeep Count	Bus/Truck Count	LCV Count	MAV (Multi Axle Vehicle Count)	Three Axle Count
1	2	3	5	6	7
Reuse & Exit	4587	765	880	190	0
Exemption & Violation	20318	590	285	1554	0



Notes

1. Fee for Fastag vehicles passing two toll plazas, is collected at two plazas in few cases and therefore section wise traffic details will not be available at one plaza for same.
2. All Non-tollable traffic could not be recorded/reported due to unavailability of adequate Lanes & systems. Non-Tollable count includes Reuse of daily/return/monthly pass, exit trips, exemption and violations.
3. Reporting (FASTag/Cash/Card) - 12:00:00 AM to 11:59:59 PM.
4. Fastag Collection is net of Acquiring Bank Charges
5. FASTag Debit Adjustment/Chargeback Received from Bank (Net)
6. Double user fee (from cash vehicles entering dedicated Fastag lane) collected from vehicles are reported separately (count and revenue). These are included in vehicle category wise count and revenue.
7. Annual FASTag pass w.e.f. 15 August 2025 as per directions of MPEL vide letter no MPEL/DIC/2025/676 dated August 14, 2025.
8. Annual Pass Toll Revenue receivable (as given in the table above) is not included in the column 'Fee Collected'.
9. '1.25' times User Fee via UPI for vehicles without a valid FASTag w.e.f. 15 November 2025 as per directions of MPEL vide letter no MPEL/02/DIC/968 dated 10 November 2025.

MONTHLY/DAILY FEE STATEMENT

Project Highway: National Highway NH-48

Day/Month: 01-Dec-2025

Sr. No.	Name of Toll Plaza Location	Chainage
1	National Highway NH-48 (from Km. 20+400 to 131+200) Varsoli	60+050

Type of Vehicle	For corresponding day/month of previous year 1-Dec-2024		For preceding day/month 30-Nov-2025		For the day/month reported upon 1-Dec-2025		
	No. of Vehicles	Fee collected (in lakh Rs.)	No. of Vehicles	Fee collected (in lakh Rs.)	Fee per Vehicle (in Rs.)	No. of Vehicles	Fee collected (in lakh Rs.)
1	2	3	4	5	6	7	8
A-Car (Note-7)	12058	727552	11805	683120	Note-1	7668	436042
B-LCV	954	96799	1079	110493		1170	114654
C-Bus	1307	254061	1355	260622		1341	253324
D-Truck	0	0	0	0		0	0
E-Three-axle vehicle	0	0	0	0		0	0
F-Multi-axle Truck	2740	1022848	3007	1116508		2918	1104652
G-Oversized vehicle	0	0	0	0		0	0
FASTag Debit Adjustment/ Chargeback Received from Bank (Net) (Note-5)	0	517	0	32146	Note-5	0	20
H- Total	17059	2101777	17246	2202889		13097	1908692

Day/Month wise Opening Balance of Toll Collection & Traffic

Day	1
Month	12
Year	2025
Toll Depositing Bank	State Bank Of India
Bank Account No.	39177623786

Transaction Type	Car/Jeep Count	Total Car/ Jeep Amount (in Rs.)	Bus/Truck Count	Total Bus / Truck Amount (in Rs.)	LCV Count	Total LCV Amount (in Rs.)	MAV (Multi Axle Vehicle Count)	Total MAV (Multi Axle Vehicle) Amount (in Rs.)	Three Axle Count	Three Axle Count Amount (in Rs.)	FASTag Debit Adjustment/ Chargeback Received from Bank (Net) Note-5
1	2	3	4	5	8	9	10	11	12	13	
Single Journey	4775	225181	994	164601	789	65706	2524	895028	0	0	20
Monthly Pass Sales	2	1767	1	2490	1	1260	0	0	0	0	0
Daily Pass Sales	2236	157606	335	83179	366	45612	383	203587	0	0	0
Local Pass Sales	0	0	0	0	0	0	0	0	0	0	0
Return Pass Sales	0	0	0	0	0	0	0	0	0	0	0
Double User Fee (FASTag Lane Violation) (Note-6)	356	33746	6	1816	10	1660	7	4262	0	0	0
1.25 times User Fee via UPI (FASTag Lane Violation) (Note-9)	299	17743	5	1239	4	415	4	1775	0	0	0

Traffic and Revenue Receivable (Annual Pass - Note 7)		
Transaction Type	Car/Jeep Count	Total Car/ Jeep Amount (in Rs.)
1	2	3
Annual Pass	533	28699

Total Non-Tollable Traffic Count Entry Details (Note-2)						
Transaction Type	Car/Jeep Count	Bus/Truck Count	LCV Count	MAV (Multi Axle Vehicle Count)	Three Axle Count	
1	2	3	5	6	7	
Reuse & Exit	2485	380	385	386		0
Exemption & Violation	8174	255	130	324		0



Notes

1. Fee for Fastag vehicles passing two toll plazas, is collected at two plazas in few cases and therefore section wise traffic details will not be available at one plaza for same.
2. All Non-tollable traffic could not be recorded/reported due to unavailability of adequate Lanes & systems. Non-Tollable count includes Reuse of daily/return/monthly pass, exit trips, exemption and violations.
3. Reporting (FASTag/Cash/Card) - 12:00:00 AM to 11:59:59 PM.
4. Fastag Collection is net of Acquiring Bank Charges
5. FASTag Debit Adjustment/Chargeback Received from Bank (Net)
6. Double user fee (from cash vehicles entering dedicated Fastag lane) collected from vehicles are reported separately (count and revenue). These are included in vehicle category wise count and revenue.
7. Annual FASTag pass w.e.f. 15 August 2025 as per directions of MPEL vide letter no MPEL/DIC/2025/676 dated August 14, 2025.
8. Annual Pass Toll Revenue receivable (as given in the table above) is not included in the column 'Fee Collected'.
9. '1.25' times User Fee via UPI for vehicles without a valid FASTag w.e.f. 15 November 2025 as per directions of MPEL vide letter no MPEL/02/DIC/968 dated 10 November 2025.

MONTHLY/DAILY FEE STATEMENT

Project Highway: National Highway NH-48

Day/Month: 02-Dec-2025

Sr. No.	Name of Toll Plaza Location	Chainage
1	Varsoli National Highway NH-48 (from Km. 20+400 to 131+200)	60+050

Type of Vehicle	For corresponding day/month of previous year 2-Dec-2024		For preceding day/month 1-Dec-2025		For the day/month reported upon 2-Dec-2025		
	No. of Vehicles	Fee collected (in lakh Rs.)	No. of Vehicles	Fee collected (in lakh Rs.)	Fee per Vehicle (in Rs.)	No. of Vehicles	Fee collected (in lakh Rs.)
1	2	3	4	5	6	7	8
A-Car (Note-7)	7281	434952	7668	436042	Note-1	7563	445490
B-LCV	1013	99727	1170	114654		1208	118867
C-Bus	1181	225396	1341	253324		1365	256889
D-Truck	0	0	0	0		0	0
E-Three-axle vehicle	0	0	0	0		0	0
F-Multi-axle Truck	2580	984527	2918	1104652		3285	1257203
G-Oversized vehicle	0	0	0	0		0	0
FASTag Debit Adjustment/ Chargeback Received from Bank (Net) (Note-5)	0	0	0	20	Note-5	0	614
H- Total	12055	1744603	13097	1908692		13421	2079064

Day/Month wise Opening Balance of Toll Collection & Traffic

Day	2										
Month	12										
Year	2025										
Toll Depositing Bank	State Bank Of India										
Bank Account No.	39177623786										
Transaction Type	Car/Jeep Count	Total Car/ Jeep Amount (in Rs.)	Bus/Truck Count	Total Bus / Truck Amount (in Rs.)	LCV Count	Total LCV Amount (in Rs.)	MAV (Multi Axle Vehicle Count)	Total MAV (Multi Axle Vehicle) Amount (in Rs.)	Three Axle Count	Three Axle Count Amount (in Rs.)	FASTag Debit Adjustment/ Chargeback Received from Bank (Net) Note-5
1	2	3	4	5	8	9	10	11	12	13	
Single Journey	4308	207313	1015	169584	802	68237	2812	1001127	0	0	614
Monthly Pass Sales	2	2126	0	0	0	0	1	5340	0	0	0
Daily Pass Sales	2639	186619	334	82767	384	47849	460	244873	0	0	0
Local Pass Sales	0	0	0	0	0	0	0	0	0	0	0
Return Pass Sales	0	0	0	0	0	0	0	0	0	0	0
Double User Fee (FASTag Lane Violation) (Note-6)	372	35156	10	3300	8	1328	10	4976	0	0	0
1.25 times User Fee via UPI (FASTag Lane Violation) (Note-9)	242	14276	6	1238	14	1453	2	888	0	0	0

Traffic and Revenue Receivable (Annual Pass - Note 7)		
Transaction Type	Car/Jeep Count	Total Car/ Jeep Amount (in Rs.)
1	2	3
Annual Pass	570	30082

Total Non-Tollable Traffic Count Entry Details (Note-2)						
Transaction Type	Car/Jeep Count	Bus/Truck Count	LCV Count	MAV (Multi Axle Vehicle Count)	Three Axle Count	
1	2	3	5	6	7	
Reuse & Exit	2891	378	414	468		0
Exemption & Violation	7762	297	122	265		0



Notes

1. Fee for Fastag vehicles passing two toll plazas, is collected at two plazas in few cases and therefore section wise traffic details will not be available at one plaza for same.
2. All Non-tollable traffic could not be recorded/reported due to unavailability of adequate Lanes & systems. Non-Tollable count includes Reuse of daily/return/monthly pass, exit trips, exemption and violations.
3. Reporting (FASTag/Cash/Card) - 12:00:00 AM to 11:59:59 PM.
4. Fastag Collection is net of Acquiring Bank Charges
5. FASTag Debit Adjustment/Chargeback Received from Bank (Net)
6. Double user fee (from cash vehicles entering dedicated Fastag lane) collected from vehicles are reported separately (count and revenue). These are included in vehicle category wise count and revenue.
7. Annual FASTag pass w.e.f. 15 August 2025 as per directions of MPEL vide letter no MPEL/DIC/2025/676 dated August 14, 2025.
8. Annual Pass Toll Revenue receivable (as given in the table above) is not included in the column 'Fee Collected'.
9. '1.25' times User Fee via UPI for vehicles without a valid FASTag w.e.f. 15 November 2025 as per directions of MPEL vide letter no MPEL/02/DIC/968 dated 10 November 2025.

MONTHLY/DAILY FEE STATEMENT

Project Highway: National Highway NH-48

Day/Month: 03-Dec-2025

Sr. No.	Name of Toll Plaza Location	Chainage
National Highway NH-48 (from Km. 20+400 to 131+200)		
1	Varsoli	60+050

Type of Vehicle	For corresponding day/month of previous year 3-Dec-2024		For preceding day/month 2-Dec-2025		For the day/month reported upon 3-Dec-2025		
	No. of Vehicles	Fee collected (in lakh Rs.)	No. of Vehicles	Fee collected (in lakh Rs.)	Fee per Vehicle (in Rs.)	No. of Vehicles	Fee collected (in lakh Rs.)
1	2	3	4	5	6	7	8
A-Car (Note-7)	7410	450727	7563	445490	Note-1	7137	410981
B-LCV	1228	121901	1208	118867		1311	131203
C-Bus	1385	257433	1365	256889		1434	267445
D-Truck	0	0	0	0		0	0
E-Three-axle vehicle	0	0	0	0		0	0
F-Multi-axle Truck	2982	1142907	3285	1257203		3296	1250121
G-Oversized vehicle	0	0	0	0		0	0
FASTag Debit Adjustment/ Chargeback Received from Bank (Net) (Note-5)	0	1812	0	614	Note-5	0	425
H- Total	13005	1974780	13421	2079064		13178	2060176

Day/Month wise Opening Balance of Toll Collection & Traffic

Day	3										
Month	12										
Year	2025										
Toll Depositing Bank	State Bank Of India										
Bank Account No.	39177623786										
Transaction Type	Car/Jeep Count	Total Car/ Jeep Amount (in Rs.)	Bus/Truck Count	Total Bus / Truck Amount (in Rs.)	LCV Count	Total LCV Amount (in Rs.)	MAV (Multi Axle Vehicle Count)	Total MAV (Multi Axle Vehicle) Amount (in Rs.)	Three Axle Count	Three Axle Count Amount (in Rs.)	FASTag Debit Adjustment/ Chargeback Received from Bank (Net)
1	2	3	4	5	8	9	10	11	12	13	Note-5
Single Journey	4216	199319	1077	178160	846	70653	2835	1005597	0	0	425
Monthly Pass Sales	1	720	0	0	1	2486	0	0	0	0	0
Daily Pass Sales	2364	166704	337	83592	452	56384	454	241327	0	0	0
Local Pass Sales	0	0	0	0	0	0	0	0	0	0	0
Return Pass Sales	0	0	0	0	0	0	0	0	0	0	0
Double User Fee (FASTag Lane Violation) (Note-6)	323	30550	14	4456	7	1162	3	1422	0	0	0
1.25 times User Fee via UPI (FASTag Lane Violation) (Note-9)	233	13689	6	1238	5	519	4	1775	0	0	0

Traffic and Revenue Receivable (Annual Pass - Note 7)		
Transaction Type	Car/Jeep Count	Total Car/ Jeep Amount (in Rs.)
1	2	3
Annual Pass	514	27815

Total Non-Tollable Traffic Count Entry Details (Note-2)					
Transaction Type	Car/Jeep Count	Bus/Truck Count	LCV Count	MAV (Multi Axle Vehicle Count)	Three Axle Count
1	2	3	5	6	7
Reuse & Exit	2561	380	475	468	0
Exemption & Violation	7538	272	138	293	0



Notes

1. Fee for Fastag vehicles passing two toll plazas, is collected at two plazas in few cases and therefore section wise traffic details will not be available at one plaza for same.
2. All Non-tollable traffic could not be recorded/reported due to unavailability of adequate Lanes & systems. Non-Tollable count includes Reuse of daily/return/monthly pass, exit trips, exemption and violations.
3. Reporting (FASTag/Cash/Card) - 12:00:00 AM to 11:59:59 PM.
4. Fastag Collection is net of Acquiring Bank Charges
5. FASTag Debit Adjustment/Chargeback Received from Bank (Net)
6. Double user fee (from cash vehicles entering dedicated Fastag lane) collected from vehicles are reported separately (count and revenue). These are included in vehicle category wise count and revenue.
7. Annual FASTag pass w.e.f. 15 August 2025 as per directions of MPEL vide letter no MPEL/DIC/2025/676 dated August 14, 2025.
8. Annual Pass Toll Revenue receivable (as given in the table above) is not included in the column 'Fee Collected'.
9. '1.25' times User Fee via UPI for vehicles without a valid FASTag w.e.f. 15 November 2025 as per directions of MPEL vide letter no MPEL/02/DIC/968 dated 10 November 2025.

MONTHLY/DAILY FEE STATEMENT

Project Highway: National Highway NH-48

Day/Month: 04-Dec-2025

Sr. No.	Name of Toll Plaza Location	Chainage
1	National Highway NH-48 (from Km. 20+400 to 131+200) Varsoli	60+050

Type of Vehicle	For corresponding day/month of previous year 4-Dec-2024		For preceding day/month 3-Dec-2025		For the day/month reported upon 4-Dec-2025		
	No. of Vehicles	Fee collected (in lakh Rs.)	No. of Vehicles	Fee collected (in lakh Rs.)	Fee per Vehicle (in Rs.)	No. of Vehicles	Fee collected (in lakh Rs.)
1	2	3	4	5	6	7	8
A-Car (Note-7)	7215	432434	7137	410981	Note-1	7099	411309
B-LCV	1243	121850	1311	131203		1265	127841
C-Bus	1424	270833	1434	267445		1383	261328
D-Truck	0	0	0	0		0	0
E-Three-axle vehicle	0	0	0	0		0	0
F-Multi-axle Truck	3171	1220888	3296	1250121		3193	1216966
G-Oversized vehicle	0	0	0	0		0	0
FASTag Debit Adjustment/ Chargeback Received from Bank (Net) (Note-5)	0	625	0	425	Note-5	0	-122
H- Total	13053	2046629	13178	2060176		12940	2017323

Day/Month wise Opening Balance of Toll Collection & Traffic

Day	4										
Month	12										
Year	2025										
Toll Depositing Bank	State Bank Of India										
Bank Account No.	39177623786										
Transaction Type	Car/Jeep Count	Total Car/ Jeep Amount (in Rs.)	Bus/Truck Count	Total Bus / Truck Amount (in Rs.)	LCV Count	Total LCV Amount (in Rs.)	MAV (Multi Axle Vehicle Count)	Total MAV (Multi Axle Vehicle) Amount (in Rs.)	Three Axle Count	Three Axle Count Amount (in Rs.)	FASTag Debit Adjustment/ Chargeback Received from Bank (Net)
1	2	3	4	5	8	9	10	11	12	13	Note-5
Single Journey	4156	199853	1007	167670	809	68510	2708	960472	0	0	-122
Monthly Pass Sales	0	0	0	0	1	2490	0	0	0	0	0
Daily Pass Sales	2377	168158	369	91596	442	55057	470	249832	0	0	0
Local Pass Sales	0	0	0	0	0	0	0	0	0	0	0
Return Pass Sales	0	0	0	0	0	0	0	0	0	0	0
Double User Fee (FASTag Lane Violation) (Note-6)	279	26320	5	1650	7	1162	8	3556	0	0	0
1.25 times User Fee via UPI (FASTag Lane Violation) (Note-9)	287	16979	2	413	6	623	7	3106	0	0	0

Traffic and Revenue Receivable (Annual Pass - Note 7)		
Transaction Type	Car/Jeep Count	Total Car/ Jeep Amount (in Rs.)
1	2	3
Annual Pass	540	28755

Total Non-Tollable Traffic Count Entry Details (Note-2)						
Transaction Type	Car/Jeep Count	Bus/Truck Count	LCV Count	MAV (Multi Axle Vehicle Count)	Three Axle Count	
1	2	3	5	6	7	
Reuse & Exit	2612	401	471	485		0
Exemption & Violation	7211	260	149	404		0

Notes

1. Fee for Fastag vehicles passing two toll plazas, is collected at two plazas in few cases and therefore section wise traffic details will not be available at one plaza for same.
2. All Non-tollable traffic could not be recorded/reported due to unavailability of adequate Lanes & systems. Non-Tollable count includes Reuse of daily/return/monthly pass, exit trips, exemption and violations.
3. Reporting (FASTag/Cash/Card) - 12:00:00 AM to 11:59:59 PM.
4. Fastag Collection is net of Acquiring Bank Charges
5. FASTag Debit Adjustment/Chargeback Received from Bank (Net)
6. Double user fee (from cash vehicles entering dedicated Fastag lane) collected from vehicles are reported separately (count and revenue). These are included in vehicle category wise count and revenue.
7. Annual FASTag pass w.e.f. 15 August 2025 as per directions of MPEL vide letter no MPEL/DIC/2025/676 dated August 14, 2025.
8. Annual Pass Toll Revenue receivable (as given in the table above) is not included in the column 'Fee Collected'.
9. '1.25' times User Fee via UPI for vehicles without a valid FASTag w.e.f. 15 November 2025 as per directions of MPEL vide letter no MPEL/02/DIC/968 dated 10 November 2025.



MONTHLY/DAILY FEE STATEMENT

Project Highway: National Highway NH-48

Day/Month: 05-Dec-2025

Sr. No.	Name of Toll Plaza Location	Chainage
1	National Highway NH-48 (from Km. 20+400 to 131+200) Varsoli	60+050

Type of Vehicle	For corresponding day/month of previous year 5-Dec-2024		For preceding day/month 4-Dec-2025		For the day/month reported upon 5-Dec-2025		
	No. of Vehicles	Fee collected (in lakh Rs.)	No. of Vehicles	Fee collected (in lakh Rs.)	Fee per Vehicle (in Rs.)	No. of Vehicles	Fee collected (in lakh Rs.)
1	2	3	4	5	6	7	8
A-Car (Note-7)	7078	420428	7099	411309	Note-1	8642	493861
B-LCV	1210	116767	1265	127841		1335	129138
C-Bus	1385	260503	1383	261328		1436	268220
D-Truck	0	0	0	0		0	0
E-Three-axle vehicle	0	0	0	0		0	0
F-Multi-axle Truck	3147	1204947	3193	1216966		3199	1211303
G-Oversized vehicle	0	0	0	0		0	0
FASTag Debit Adjustment/ Chargeback Received from Bank (Net) (Note-5)	0	1371	0	-122	Note-5	0	757
H- Total	12820	2004014	12940	2017323		14612	2103278

Day/Month wise Opening Balance of Toll Collection & Traffic

Day	5										
Month	12										
Year	2025										
Toll Depositing Bank	State Bank Of India										
Bank Account No.	39177623786										
Transaction Type	Car/Jeep Count	Total Car/ Jeep Amount (in Rs.)	Bus/Truck Count	Total Bus / Truck Amount (in Rs.)	LCV Count	Total LCV Amount (in Rs.)	MAV (Multi Axle Vehicle Count)	Total MAV (Multi Axle Vehicle) Amount (in Rs.)	Three Axle Count	Three Axle Count Amount (in Rs.)	FASTag Debit Adjustment/ Chargeback Received from Bank (Net)
1	2	3	4	5	8	9	10	11	12	13	Note-5
Single Journey	5212	246347	1069	176790	907	75735	2755	977129	0	0	757
Monthly Pass Sales	0	0	0	0	0	0	0	0	0	0	0
Daily Pass Sales	2735	192723	346	85738	419	52283	428	227507	0	0	0
Local Pass Sales	0	0	0	0	0	0	0	0	0	0	0
Return Pass Sales	0	0	0	0	0	0	0	0	0	0	0
Double User Fee (FASTag Lane Violation) (Note-6)	389	36754	11	3630	3	498	13	5336	0	0	0
1.25 times User Fee via UPI (FASTag Lane Violation) (Note-9)	306	18036	10	2063	6	623	3	1331	0	0	0

Traffic and Revenue Receivable (Annual Pass - Note 7)		
Transaction Type	Car/Jeep Count	Total Car/ Jeep Amount (in Rs.)
1	2	3
Annual Pass	602	32183

Total Non-Tollable Traffic Count Entry Details (Note-2)						
Transaction Type	Car/Jeep Count	Bus/Truck Count	LCV Count	MAV (Multi Axle Vehicle Count)	Three Axle Count	
1	2	3	5	6	7	
Reuse & Exit	2975	391	456	438		0
Exemption & Violation	7446	280	137	323		0



Notes

1. Fee for Fastag vehicles passing two toll plazas, is collected at two plazas in few cases and therefore section wise traffic details will not be available at one plaza for same.
2. All Non-tollable traffic could not be recorded/reported due to unavailability of adequate Lanes & systems. Non-Tollable count includes Reuse of daily/return/monthly pass, exit trips, exemption and violations.
3. Reporting (FASTag/Cash/Card) - 12:00:00 AM to 11:59:59 PM.
4. Fastag Collection is net of Acquiring Bank Charges
5. FASTag Debit Adjustment/Chargeback Received from Bank (Net)
6. Double user fee (from cash vehicles entering dedicated Fastag lane) collected from vehicles are reported separately (count and revenue). These are included in vehicle category wise count and revenue.
7. Annual FASTag pass w.e.f. 15 August 2025 as per directions of MPEL vide letter no MPEL/DIC/2025/676 dated August 14, 2025.
8. Annual Pass Toll Revenue receivable (as given in the table above) is not included in the column 'Fee Collected'.
9. '1.25' times User Fee via UPI for vehicles without a valid FASTag w.e.f. 15 November 2025 as per directions of MPEL vide letter no MPEL/02/DIC/968 dated 10 November 2025.

MONTHLY/DAILY FEE STATEMENT

Project Highway: National Highway NH-48

Day/Month: 06-Dec-2025

Sr. No.	Name of Toll Plaza Location	Chainage
1	National Highway NH-48 (from Km. 20+400 to 131+200) Varsoli	60+050

Type of Vehicle	For corresponding day/month of previous year 6-Dec-2024		For preceding day/month 5-Dec-2025		For the day/month reported upon 6-Dec-2025		
	No. of Vehicles	Fee collected (in lakh Rs.)	No. of Vehicles	Fee collected (in lakh Rs.)	Fee per Vehicle (in Rs.)	No. of Vehicles	Fee collected (in lakh Rs.)
1	2	3	4	5	6	7	8
A-Car (Note-7)	8629	516151	8642	493861	Note-1	10961	620436
B-LCV	1191	117713	1335	129138		1310	126635
C-Bus	1465	273757	1436	268220		1486	275105
D-Truck	0	0	0	0		0	0
E-Three-axle vehicle	0	0	0	0		0	0
F-Multi-axle Truck	3229	1237984	3199	1211303		3098	1171100
G-Oversized vehicle	0	0	0	0		0	0
FASTag Debit Adjustment/ Chargeback Received from Bank (Net) (Note-5)	0	363	0	757	Note-5	0	-777
H- Total	14514	2145969	14612	2103278		16855	2192500

Day/Month wise Opening Balance of Toll Collection & Traffic

Day	6										
Month	12										
Year	2025										
Toll Depositing Bank	State Bank Of India										
Bank Account No.	39177623786										
Transaction Type	Car/Jeep Count	Total Car/ Jeep Amount (in Rs.)	Bus/Truck Count	Total Bus / Truck Amount (in Rs.)	LCV Count	Total LCV Amount (in Rs.)	MAV (Multi Axle Vehicle Count)	Total MAV (Multi Axle Vehicle) Amount (in Rs.)	Three Axle Count	Three Axle Count Amount (in Rs.)	FASTag Debit Adjustment/ Chargeback Received from Bank (Net)
1	2	3	4	5	8	9	10	11	12	13	Note-5
Single Journey	6804	320899	1128	186520	896	74739	2685	952445	0	0	-777
Monthly Pass Sales	0	0	0	0	0	0	0	0	0	0	0
Daily Pass Sales	3293	232127	348	86151	399	49923	406	215812	0	0	0
Local Pass Sales	0	0	0	0	0	0	0	0	0	0	0
Return Pass Sales	0	0	0	0	0	0	0	0	0	0	0
Double User Fee (FASTag Lane Violation) (Note-6)	462	43616	3	990	8	1246	3	1068	0	0	0
1.25 times User Fee via UPI (FASTag Lane Violation) (Note-9)	402	23794	7	1444	7	726	4	1775	0	0	0

Traffic and Revenue Receivable (Annual Pass - Note 7)		
Transaction Type	Car/Jeep Count	Total Car/ Jeep Amount (in Rs.)
1	2	3
Annual Pass	815	44514

Total Non-Tollable Traffic Count Entry Details (Note-2)						
Transaction Type	Car/Jeep Count	Bus/Truck Count	LCV Count	MAV (Multi Axle Vehicle Count)	Three Axle Count	
1	2	3	5	6	7	
Reuse & Exit	3604	391	434	413		0
Exemption & Violation	6796	285	135	319		0



Notes

1. Fee for Fastag vehicles passing two toll plazas, is collected at two plazas in few cases and therefore section wise traffic details will not be available at one plaza for same.
2. All Non-tollable traffic could not be recorded/reported due to unavailability of adequate Lanes & systems. Non-Tollable count includes Reuse of daily/return/monthly pass, exit trips, exemption and violations.
3. Reporting (FASTag/Cash/Card) - 12:00:00 AM to 11:59:59 PM.
4. Fastag Collection is net of Acquiring Bank Charges
5. FASTag Debit Adjustment/Chargeback Received from Bank (Net)
6. Double user fee (from cash vehicles entering dedicated Fastag lane) collected from vehicles are reported separately (count and revenue). These are included in vehicle category wise count and revenue.
7. Annual FASTag pass w.e.f. 15 August 2025 as per directions of MPEL vide letter no MPEL/DIC/2025/676 dated August 14, 2025.
8. Annual Pass Toll Revenue receivable (as given in the table above) is not included in the column 'Fee Collected'.
9. '1.25' times User Fee via UPI for vehicles without a valid FASTag w.e.f. 15 November 2025 as per directions of MPEL vide letter no MPEL/02/DIC/968 dated 10 November 2025.

MONTHLY/DAILY FEE STATEMENT

Project Highway: National Highway NH-48

Day/Month: 07-Dec-2025

Sr. No.	Name of Toll Plaza Location	Chainage
1	National Highway NH-48 (from Km. 20+400 to 131+200) Varsoli	60+050

Type of Vehicle	For corresponding day/month of previous year 7-Dec-2024		For preceding day/month 6-Dec-2025		For the day/month reported upon 7-Dec-2025		
	No. of Vehicles	Fee collected (in lakh Rs.)	No. of Vehicles	Fee collected (in lakh Rs.)	Fee per Vehicle (in Rs.)	No. of Vehicles	Fee collected (in lakh Rs.)
1	2	3	4	5	6	7	8
A-Car (Note-7)	11069	652526	10961	620436	Note-1	11244	650692
B-LCV	1245	121147	1310	126635		935	89059
C-Bus	1382	257400	1486	275105		1196	219863
D-Truck	0	0	0	0		0	0
E-Three-axle vehicle	0	0	0	0		0	0
F-Multi-axle Truck	3215	1217552	3098	1171100		2620	974760
G-Oversized vehicle	0	0	0	0		0	0
FASTag Debit Adjustment/ Chargeback Received from Bank (Net) (Note-5)	0	0	0	-777	Note-5	0	0
H- Total	16911	2248624	16855	2192500		15995	1934373

Day/Month wise Opening Balance of Toll Collection & Traffic

Day	7
Month	12
Year	2025
Toll Depositing Bank	State Bank Of India
Bank Account No.	39177623786

Transaction Type	Car/Jeep Count	Total Car/ Jeep Amount (in Rs.)	Bus/Truck Count	Total Bus / Truck Amount (in Rs.)	LCV Count	Total LCV Amount (in Rs.)	MAV (Multi Axle Vehicle Count)	Total MAV (Multi Axle Vehicle) Amount (in Rs.)	Three Axle Count	Three Axle Count Amount (in Rs.)	FASTag Debit Adjustment/ Chargeback Received from Bank (Net) Note-5
1	2	3	4	5	8	9	10	11	12	13	
Single Journey	6783	323358	946	157525	687	57144	2360	837869	0	0	0
Monthly Pass Sales	0	0	0	0	0	0	0	0	0	0	0
Daily Pass Sales	3444	245472	239	59986	231	29589	249	132536	0	0	0
Local Pass Sales	0	0	0	0	0	0	0	0	0	0	0
Return Pass Sales	0	0	0	0	0	0	0	0	0	0	0
Double User Fee (FASTag Lane Violation) (Note-6)	622	58656	2	496	9	1496	6	2136	0	0	0
1.25 times User Fee via UPI (FASTag Lane Violation) (Note-9)	395	23206	9	1856	8	830	5	2219	0	0	0

Traffic and Revenue Receivable (Annual Pass - Note 7)		
Transaction Type	Car/Jeep Count	Total Car/ Jeep Amount (in Rs.)
1	2	3
Annual Pass	867	46782

Total Non-Tollable Traffic Count Entry Details (Note-2)					
Transaction Type	Car/Jeep Count	Bus/Truck Count	LCV Count	MAV (Multi Axle Vehicle Count)	Three Axle Count
1	2	3	5	6	7
Reuse & Exit	3757	279	254	254	0
Exemption & Violation	6675	243	121	234	0



Notes

1. Fee for Fastag vehicles passing two toll plazas, is collected at two plazas in few cases and therefore section wise traffic details will not be available at one plaza for same.
2. All Non-tollable traffic could not be recorded/reported due to unavailability of adequate Lanes & systems. Non-Tollable count includes Reuse of daily/return/monthly pass, exit trips, exemption and violations.
3. Reporting (FASTag/Cash/Card) - 12:00:00 AM to 11:59:59 PM.
4. Fastag Collection is net of Acquiring Bank Charges
5. FASTag Debit Adjustment/Chargeback Received from Bank (Net)
6. Double user fee (from cash vehicles entering dedicated Fastag lane) collected from vehicles are reported separately (count and revenue). These are included in vehicle category wise count and revenue.
7. Annual FASTag pass w.e.f. 15 August 2025 as per directions of MPEL vide letter no MPEL/DIC/2025/676 dated August 14, 2025.
8. Annual Pass Toll Revenue receivable (as given in the table above) is not included in the column 'Fee Collected'.
9. '1.25' times User Fee via UPI for vehicles without a valid FASTag w.e.f. 15 November 2025 as per directions of MPEL vide letter no MPEL/02/DIC/968 dated 10 November 2025.

MONTHLY/DAILY FEE STATEMENT

Project Highway: National Highway NH-48

Day/Month: 08-Dec-2025

Sr. No.	Name of Toll Plaza Location	Chainage
1	Varsoli	60+050

Type of Vehicle	For corresponding day/month of previous year 8-Dec-2024		For preceding day/month 7-Dec-2025		For the day/month reported upon 8-Dec-2025		
	No. of Vehicles	Fee collected (in lakh Rs.)	No. of Vehicles	Fee collected (in lakh Rs.)	Fee per Vehicle (in Rs.)	No. of Vehicles	Fee collected (in lakh Rs.)
1	2	3	4	5	6	7	8
A-Car (Note-7)	12518	758249	11244	650692	Note-1	7007	398342
B-LCV	994	95587	935	89059		1045	100653
C-Bus	1260	240269	1196	219863		1262	242583
D-Truck	0	0	0	0		0	0
E-Three-axle vehicle	0	0	0	0		0	0
F-Multi-axle Truck	2766	1023865	2620	974760		2723	1035584
G-Oversized vehicle	0	0	0	0		0	0
FASTag Debit Adjustment/ Chargeback Received from Bank (Net) (Note-5)	0	1333	0	0	Note-5	0	1246
H- Total	17538	2119302	15995	1934373		12037	1778408

Day/Month wise Opening Balance of Toll Collection & Traffic

Day	8										
Month	12										
Year	2025										
Toll Depositing Bank	State Bank Of India										
Bank Account No.	39177623786										
Transaction Type	Car/Jeep Count	Total Car/ Jeep Amount (in Rs.)	Bus/Truck Count	Total Bus / Truck Amount (in Rs.)	LCV Count	Total LCV Amount (in Rs.)	MAV (Multi Axle Vehicle Count)	Total MAV (Multi Axle Vehicle) Amount (in Rs.)	Three Axle Count	Three Axle Count Amount (in Rs.)	FASTag Debit Adjustment/ Chargeback Received from Bank (Net)
1	2	3	4	5	8	9	10	11	12	13	Note-5
Single Journey	4305	203654	922	152804	714	59493	2334	828890	0	0	1246
Monthly Pass Sales	1	359	1	4950	0	0	0	0	0	0	0
Daily Pass Sales	2137	150819	324	80373	319	39729	384	204118	0	0	0
Local Pass Sales	0	0	0	0	0	0	0	0	0	0	0
Return Pass Sales	0	0	0	0	0	0	0	0	0	0	0
Double User Fee (FASTag Lane Violation) (Note-6)	290	27354	11	3630	3	498	4	2132	0	0	0
1.25 times User Fee via UPI (FASTag Lane Violation) (Note-9)	274	16156	4	825	9	934	1	444	0	0	0

Traffic and Revenue Receivable (Annual Pass - Note 7)		
Transaction Type	Car/Jeep Count	Total Car/ Jeep Amount (in Rs.)
1	2	3
Annual Pass	544	29695

Total Non-Tollable Traffic Count Entry Details (Note-2)						
Transaction Type	Car/Jeep Count	Bus/Truck Count	LCV Count	MAV (Multi Axle Vehicle Count)	Three Axle Count	
1	2	3	5	6	7	
Reuse & Exit	2313	373	355	407	0	
Exemption & Violation	6792	282	118	332	0	

Notes

1. Fee for Fastag vehicles passing two toll plazas, is collected at two plazas in few cases and therefore section wise traffic details will not be available at one plaza for same.
2. All Non-tollable traffic could not be recorded/reported due to unavailability of adequate Lanes & systems. Non-Tollable count includes Reuse of daily/return/monthly pass, exit trips, exemption and violations.
3. Reporting (FASTag/Cash/Card) - 12:00:00 AM to 11:59:59 PM.
4. Fastag Collection is net of Acquiring Bank Charges
5. FASTag Debit Adjustment/Chargeback Received from Bank (Net)
6. Double user fee (from cash vehicles entering dedicated Fastag lane) collected from vehicles are reported separately (count and revenue). These are included in vehicle category wise count and revenue.
7. Annual FASTag pass w.e.f. 15 August 2025 as per directions of MPEL vide letter no MPEL/DIC/2025/676 dated August 14, 2025.
8. Annual Pass Toll Revenue receivable (as given in the table above) is not included in the column 'Fee Collected'.
9. '1.25' times User Fee via UPI for vehicles without a valid FASTag w.e.f. 15 November 2025 as per directions of MPEL vide letter no MPEL/02/DIC/968 dated 10 November 2025.



MONTHLY/DAILY FEE STATEMENT

Project Highway: National Highway NH-48

Day/Month: 09-Dec-2025

Sr. No.	Name of Toll Plaza Location	Chainage
National Highway NH-48 (From Km. 20+400 to 131+200)		
1	Varsoli	60+050

Type of Vehicle	For corresponding day/month of previous year 9-Dec-2024		For preceding day/month 8-Dec-2025		For the day/month reported upon 9-Dec-2025		
	No. of Vehicles	Fee collected (in lakh Rs.)	No. of Vehicles	Fee collected (in lakh Rs.)	Fee per Vehicle (in Rs.)	No. of Vehicles	Fee collected (in lakh Rs.)
1	2	3	4	5	6	7	8
A-Car (Note-7)	7329	437451	7007	398342	Note-1	6999	409909
B-LCV	977	94641	1045	100653		1342	131746
C-Bus	1205	229617	1262	242583		1532	285935
D-Truck	0	0	0	0		0	0
E-Three-axle vehicle	0	0	0	0		0	0
F-Multi-axle Truck	2668	1004081	2723	1035584		3424	1308411
G-Oversized vehicle	0	0	0	0		0	0
FASTag Debit Adjustment/ Chargeback Received from Bank (Net) (Note-5)	0	991	0	1246	Note-5	0	556
H- Total	12179	1766781	12037	1778408		13297	2136558

Day/Month wise Opening Balance of Toll Collection & Traffic

Day	9												
Month	12												
Year	2025												
Toll Depositing Bank	State Bank Of India												
Bank Account No.	39177623786												
Transaction Type	Car/Jeep Count	Total Car/ Jeep Amount (in Rs.)	Bus/Truck Count	Total Bus / Truck Amount (in Rs.)	LCV Count	Total LCV Amount (in Rs.)	MAV (Multi Axle Vehicle Count)	Total MAV (Multi Axle Vehicle) Amount (in Rs.)	Three Axle Count	Three Axle Count Amount (in Rs.)	FASTag Debit Adjustment/ Chargeback Received from Bank (Net)		
1	2	3	4	5	6	7	8	9	10	11	12	13	Note-5
Single Journey	3957	189144	1157	192441	884	74528	2914	1036685	0	0	0	556	
Monthly Pass Sales	1	719	0	0	0	0	0	0	0	0	0	0	
Daily Pass Sales	2457	173294	359	88956	439	54726	501	266310	0	0	0	0	
Local Pass Sales	0	0	0	0	0	0	0	0	0	0	0	0	
Return Pass Sales	0	0	0	0	0	0	0	0	0	0	0	0	
Double User Fee (FASTag Lane Violation) (Note-6)	353	33182	10	3300	11	1662	8	4972	0	0	0	0	
1.25 times User Fee via UPI (FASTag Lane Violation) (Note-9)	231	13571	6	1238	8	830	1	444	0	0	0	0	

Traffic and Revenue Receivable (Annual Pass - Note 7)		
Transaction Type	Car/Jeep Count	Total Car/ Jeep Amount (in Rs.)
1	2	3
Annual Pass	526	26764

Total Non-Tollable Traffic Count Entry Details (Note-2)						
Transaction Type	Car/Jeep Count	Bus/Truck Count	LCV Count	MAV (Multi Axle Vehicle Count)	Three Axle Count	
1	2	3	4	5	6	7
Reuse & Exit	2624	405	484	515	0	0
Exemption & Violation	6935	309	127	352	0	0

Notes

- Fee for Fastag vehicles passing two toll plazas, is collected at two plazas in few cases and therefore section wise traffic details will not be available at one plaza for same.
- All Non-tollable traffic could not be recorded/reported due to unavailability of adequate Lanes & systems. Non-Tollable count includes Reuse of daily/return/monthly pass, exit trips, exemption and violations.
- Reporting (FASTag/Cash/Card) - 12:00:00 AM to 11:59:59 PM.
- Fastag Collection is net of Acquiring Bank Charges
- FASTag Debit Adjustment/Chargeback Received from Bank (Net)
- Double user fee (from cash vehicles entering dedicated Fastag lane) collected from vehicles are reported separately (count and revenue). These are included in vehicle category wise count and revenue.
- Annual FASTag pass w.e.f. 15 August 2025 as per directions of MPEL vide letter no MPEL/DIC/2025/676 dated August 14, 2025.
- Annual Pass Toll Revenue receivable (as given in the table above) is not included in the column 'Fee Collected'.
- '1.25' times User Fee via UPI for vehicles without a valid FASTag w.e.f. 15 November 2025 as per directions of MPEL vide letter no MPEL/02/DIC/968 dated 10 November 2025.



MONTHLY/DAILY FEE STATEMENT

Project Highway: National Highway NH-48

Day/Month: 10-Dec-2025

Sr. No.	Name of Toll Plaza Location	Chainage
1	Varsoli	60+050

Type of Vehicle	For corresponding day/month of previous year 10-Dec-2024		For preceding day/month 9-Dec-2025		For the day/month reported upon 10-Dec-2025		
	No. of Vehicles	Fee collected (in lakh Rs.)	No. of Vehicles	Fee collected (in lakh Rs.)	Fee per Vehicle (in Rs.)	No. of Vehicles	Fee collected (in lakh Rs.)
1	2	3	4	5	6	7	8
A-Car (Note-7)	7246	441733	6999	409909	Note-1	7217	418397
B-LCV	1275	124507	1342	131746		1331	128667
C-Bus	1405	270665	1532	285935		1553	294548
D-Truck	0	0	0	0		0	0
E-Three-axle vehicle	0	0	0	0		0	0
F-Multi-axle Truck	3202	1217768	3424	1308411		3405	1305547
G-Oversized vehicle	0	0	0	0		0	0
FASTag Debit Adjustment/ Chargeback Received from Bank (Net) (Note-5)	0	1859	0	556	Note-5	0	624
H- Total	13128	2056532	13297	2136558		13506	2147784

Day/Month wise Opening Balance of Toll Collection & Traffic

Day	10										
Month	12										
Year	2025										
Toll Depositing Bank	State Bank Of India										
Bank Account No.	39177623786										
Transaction Type	Car/Jeep Count	Total Car/ Jeep Amount (in Rs.)	Bus/Truck Count	Total Bus / Truck Amount (in Rs.)	LCV Count	Total LCV Amount (in Rs.)	MAV (Multi Axle Vehicle Count)	Total MAV (Multi Axle Vehicle) Amount (in Rs.)	Three Axle Count	Three Axle Count Amount (in Rs.)	FASTag Debit Adjustment/ Chargeback Received from Bank (Net)
1	2	3	4	5	8	9	10	11	12	13	Note-5
Single Journey	4099	193779	1106	182942	895	74601	2837	1006426	0	0	624
Monthly Pass Sales	0	0	0	0	0	0	0	0	0	0	0
Daily Pass Sales	2507	176925	420	104057	421	52406	542	288104	0	0	0
Local Pass Sales	0	0	0	0	0	0	0	0	0	0	0
Return Pass Sales	0	0	0	0	0	0	0	0	0	0	0
Double User Fee (FASTag Lane Violation) (Note-6)	332	31302	16	5280	3	416	14	5692	0	0	0
1.25 times User Fee via UPI (FASTag Lane Violation) (Note-9)	279	16391	11	2269	12	1245	12	5325	0	0	0

Traffic and Revenue Receivable (Annual Pass - Note 7)		
Transaction Type	Car/Jeep Count	Total Car/ Jeep Amount (in Rs.)
1	2	3
Annual Pass	557	28036

Total Non-Tollable Traffic Count Entry Details (Note-2)						
Transaction Type	Car/Jeep Count	Bus/Truck Count	LCV Count	MAV (Multi Axle Vehicle Count)	Three Axle Count	
1	2	3	5	6	7	
Reuse & Exit	2867	468	453	556		0
Exemption & Violation	7021	290	109	323		0

Notes

1. Fee for Fastag vehicles passing two toll plazas, is collected at two plazas in few cases and therefore section wise traffic details will not be available at one plaza for same.
2. All Non-tollable traffic could not be recorded/reported due to unavailability of adequate Lanes & systems. Non-Tollable count includes Reuse of daily/return/monthly pass, exit trips, exemption and violations.
3. Reporting (FASTag/Cash/Card) - 12:00:00 AM to 11:59:59 PM.
4. Fastag Collection is net of Acquiring Bank Charges
5. FASTag Debit Adjustment/Chargeback Received from Bank (Net)
6. Double user fee (from cash vehicles entering dedicated Fastag lane) collected from vehicles are reported separately (count and revenue). These are included in vehicle category wise count and revenue.
7. Annual FASTag pass w.e.f. 15 August 2025 as per directions of MPEL vide letter no MPEL/DIC/2025/676 dated August 14, 2025.
8. Annual Pass Toll Revenue receivable (as given in the table above) is not included in the column 'Fee Collected'.
9. '1.25' times User Fee via UPI for vehicles without a valid FASTag w.e.f. 15 November 2025 as per directions of MPEL vide letter no MPEL/02/DIC/968 dated 10 November 2025.



MONTHLY/DAILY FEE STATEMENT

Project Highway: National Highway NH-48

Day/Month: 11-Dec-2025

Sr. No.	Name of Toll Plaza Location	Chainage
1	National Highway NH-48 (from Km. 20+400 to 131+200) Varsoli	60+050

Type of Vehicle	For corresponding day/month of previous year 11-Dec-2024		For preceding day/month 10-Dec-2025		For the day/month reported upon 11-Dec-2025		
	No. of Vehicles	Fee collected (in lakh Rs.)	No. of Vehicles	Fee collected (in lakh Rs.)	Fee per Vehicle (in Rs.)	No. of Vehicles	Fee collected (in lakh Rs.)
1	2	3	4	5	6	7	8
A-Car (Note-7)	7276	437450	7217	418397	Note-1	7302	422329
B-LCV	1215	117872	1331	128667		1304	127673
C-Bus	1465	275435	1553	294548		1436	267832
D-Truck	0	0	0	0		0	0
E-Three-axle vehicle	0	0	0	0		0	0
F-Multi-axle Truck	3526	1357339	3405	1305547		3372	1292065
G-Oversized vehicle	0	0	0	0		0	0
FASTag Debit Adjustment/ Chargeback Received from Bank (Net) (Note-5)	0	640	0	624	Note-5	0	843
H- Total	13482	2188736	13506	2147784		13414	2110742

Day/Month wise Opening Balance of Toll Collection & Traffic

Day	11
Month	12
Year	2025
Toll Depositing Bank	State Bank Of India
Bank Account No.	39177623786

Transaction Type	Car/Jeep Count	Total Car/ Jeep Amount (in Rs.)	Bus/Truck Count	Total Bus / Truck Amount (in Rs.)	LCV Count	Total LCV Amount (in Rs.)	MAV (Multi Axle Vehicle Count)	Total MAV (Multi Axle Vehicle) Amount (in Rs.)	Three Axle Count	Three Axle Count Amount (in Rs.)	FASTag Debit Adjustment/ Chargeback Received from Bank (Net)
1	2	3	4	5	8	9	10	11	12	13	Note-5
Single Journey	4286	204307	1079	179166	857	72095	2854	1012689	0	0	843
Monthly Pass Sales	1	1408	0	0	0	0	1	5340	0	0	0
Daily Pass Sales	2443	172376	345	85572	433	53939	504	267905	0	0	0
Local Pass Sales	0	0	0	0	0	0	0	0	0	0	0
Return Pass Sales	0	0	0	0	0	0	0	0	0	0	0
Double User Fee (FASTag Lane Violation) (Note-6)	294	27730	5	1650	3	498	8	3912	0	0	0
1.25 times User Fee via UPI (FASTag Lane Violation) (Note-9)	278	16509	7	1444	11	1141	5	2219	0	0	0

Traffic and Revenue Receivable (Annual Pass - Note 7)		
Transaction Type	Car/Jeep Count	Total Car/ Jeep Amount (in Rs.)
1	2	3
Annual Pass	595	31409

Total Non-Tollable Traffic Count Entry Details (Note-2)						
Transaction Type	Car/Jeep Count	Bus/Truck Count	LCV Count	MAV (Multi Axle Vehicle Count)	Three Axle Count	
1	2	3	5	6	7	
Reuse & Exit	2877	388	467	512		0
Exemption & Violation	7555	294	137	363		0



Notes

1. Fee for Fastag vehicles passing two toll plazas, is collected at two plazas in few cases and therefore section wise traffic details will not be available at one plaza for same.
2. All Non-tollable traffic could not be recorded/reported due to unavailability of adequate Lanes & systems. Non-Tollable count includes Reuse of daily/return/monthly pass, exit trips, exemption and violations.
3. Reporting (FASTag/Cash/Card) - 12:00:00 AM to 11:59:59 PM.
4. Fastag Collection is net of Acquiring Bank Charges
5. FASTag Debit Adjustment/Chargeback Received from Bank (Net)
6. Double user fee (from cash vehicles entering dedicated Fastag lane) collected from vehicles are reported separately (count and revenue). These are included in vehicle category wise count and revenue.
7. Annual FASTag pass w.e.f. 15 August 2025 as per directions of MPEL vide letter no MPEL/DIC/2025/676 dated August 14, 2025.
8. Annual Pass Toll Revenue receivable (as given in the table above) is not included in the column 'Fee Collected'.
9. '1.25' times User Fee via UPI for vehicles without a valid FASTag w.e.f. 15 November 2025 as per directions of MPEL vide letter no MPEL/02/DIC/968 dated 10 November 2025.

MONTHLY/DAILY FEE STATEMENT

Project Highway: National Highway NH-48

Day/Month: 12-Dec-2025

Sr. No.	Name of Toll Plaza Location	Chainage
1	National Highway NH-48 (from Km. 20+400 to 131+200) Varsoli	60+050

Type of Vehicle	For corresponding day/month of previous year 12-Dec-2024		For preceding day/month 11-Dec-2025		For the day/month reported upon 12-Dec-2025		
	No. of Vehicles	Fee collected (in lakh Rs.)	No. of Vehicles	Fee collected (in lakh Rs.)	Fee per Vehicle (in Rs.)	No. of Vehicles	Fee collected (in lakh Rs.)
1	2	3	4	5	6	7	8
A-Car (Note-7)	7299	435871	7302	422329	Note-1	8926	511582
B-LCV	1236	119720	1304	127673		1308	128191
C-Bus	1480	276647	1436	267832		1565	294131
D-Truck	0	0	0	0		0	0
E-Three-axle vehicle	0	0	0	0		0	0
F-Multi-axle Truck	3098	1184064	3372	1292065		3494	1344158
G-Oversized vehicle	0	0	0	0		0	0
FASTag Debit Adjustment/ Chargeback Received from Bank (Net) (Note-5)	0	845	0	843	Note-5	0	330
H- Total	13113	2017147	13414	2110742		15293	2278392

Day/Month wise Opening Balance of Toll Collection & Traffic

Day	12
Month	12
Year	2025
Toll Depositing Bank	State Bank Of India
Bank Account No.	39177623786

Transaction Type	Car/Jeep Count	Total Car/ Jeep Amount (in Rs.)	Bus/Truck Count	Total Bus / Truck Amount (in Rs.)	LCV Count	Total LCV Amount (in Rs.)	MAV (Multi Axle Vehicle Count)	Total MAV (Multi Axle Vehicle) Amount (in Rs.)	Three Axle Count	Three Axle Count Amount (in Rs.)	FASTag Debit Adjustment/ Chargeback Received from Bank (Net)
1	2	3	4	5	8	9	10	11	12	13	Note-5
Single Journey	5454	259962	1146	189372	864	72983	2926	1038559	0	0	330
Monthly Pass Sales	0	0	0	0	0	0	1	5340	0	0	0
Daily Pass Sales	2798	197269	403	100013	420	52365	554	294661	0	0	0
Local Pass Sales	0	0	0	0	0	0	0	0	0	0	0
Return Pass Sales	0	0	0	0	0	0	0	0	0	0	0
Double User Fee (FASTag Lane Violation) (Note-6)	400	38194	9	3302	7	1080	7	2492	0	0	0
1.25 times User Fee via UPI (FASTag Lane Violation) (Note-9)	274	16156	7	1444	17	1764	6	3106	0	0	0

Traffic and Revenue Receivable (Annual Pass - Note 7)		
Transaction Type	Car/Jeep Count	Total Car/ Jeep Amount (in Rs.)
1	2	3
Annual Pass	650	34561

Total Non-Tollable Traffic Count Entry Details (Note-2)						
Transaction Type	Car/Jeep Count	Bus/Truck Count	LCV Count	MAV (Multi Axle Vehicle Count)	Three Axle Count	
1	2	3	5	6	7	
Reuse & Exit	3059	458	463	576		0
Exemption & Violation	7336	279	107	284		0



Notes

1. Fee for Fastag vehicles passing two toll plazas, is collected at two plazas in few cases and therefore section wise traffic details will not be available at one plaza for same.
2. All Non-tollable traffic could not be recorded/reported due to unavailability of adequate Lanes & systems. Non-Tollable count includes Reuse of daily/return/monthly pass, exit trips, exemption and violations.
3. Reporting (FASTag/Cash/Card) - 12:00:00 AM to 11:59:59 PM.
4. Fastag Collection is net of Acquiring Bank Charges
5. FASTag Debit Adjustment/Chargeback Received from Bank (Net)
6. Double user fee (from cash vehicles entering dedicated Fastag lane) collected from vehicles are reported separately (count and revenue). These are included in vehicle category wise count and revenue.
7. Annual FASTag pass w.e.f. 15 August 2025 as per directions of MPEL vide letter no MPEL/DIC/2025/676 dated August 14, 2025.
8. Annual Pass Toll Revenue receivable (as given in the table above) is not included in the column 'Fee Collected'.
9. '1.25' times User Fee via UPI for vehicles without a valid FASTag w.e.f. 15 November 2025 as per directions of MPEL vide letter no MPEL/02/DIC/968 dated 10 November 2025.

MONTHLY/DAILY FEE STATEMENT

Project Highway: National Highway NH-48

Day/Month: 13-Dec-2025

Sr. No.	Name of Toll Plaza Location	Chainage
1	National Highway NH-48 (from Km. 20+400 to 131+200) Varsoli	60+050

Type of Vehicle	For corresponding day/month of previous year 13-Dec-2024		For preceding day/month 12-Dec-2025		For the day/month reported upon 13-Dec-2025		
	No. of Vehicles	Fee collected (in lakh Rs.)	No. of Vehicles	Fee collected (in lakh Rs.)	Fee per Vehicle (in Rs.)	No. of Vehicles	Fee collected (in lakh Rs.)
1	2	3	4	5	6	7	8
A-Car (Note-7)	8485	500718	8926	511582	Note-1	11181	631216
B-LCV	1237	120505	1308	128191		1323	126998
C-Bus	1486	278884	1565	294131		1489	276855
D-Truck	0	0	0	0		0	0
E-Three-axle vehicle	0	0	0	0		0	0
F-Multi-axle Truck	3444	1349414	3494	1344158		3440	1295645
G-Oversized vehicle	0	0	0	0		0	0
FASTag Debit Adjustment/ Chargeback Received from Bank (Net) (Note-5)	0	773	0	330	Note-5	0	594
H- Total	14652	2250294	15293	2278392		17433	2331308

Day/Month wise Opening Balance of Toll Collection & Traffic

Day	13
Month	12
Year	2025
Toll Depositing Bank	State Bank Of India
Bank Account No.	39177623786

Transaction Type	Car/Jeep Count	Total Car/ Jeep Amount (in Rs.)	Bus/Truck Count	Total Bus / Truck Amount (in Rs.)	LCV Count	Total LCV Amount (in Rs.)	MAV (Multi Axle Vehicle Count)	Total MAV (Multi Axle Vehicle) Amount (in Rs.)	Three Axle Count	Three Axle Count Amount (in Rs.)	FASTag Debit Adjustment/ Chargeback Received from Bank (Net) Note-5
1	2	3	4	5	8	9	10	11	12	13	
Single Journey	7157	338754	1123	185878	924	77255	3001	1064308	0	0	594
Monthly Pass Sales	0	0	0	0	0	0	0	0	0	0	0
Daily Pass Sales	3116	219671	355	87966	372	46442	424	225380	0	0	0
Local Pass Sales	0	0	0	0	0	0	0	0	0	0	0
Return Pass Sales	0	0	0	0	0	0	0	0	0	0	0
Double User Fee (FASTag Lane Violation) (Note-6)	543	51230	6	1980	9	1330	12	4626	0	0	0
1.25 times User Fee via UPI (FASTag Lane Violation) (Note-9)	365	21561	5	1031	18	1971	3	1331	0	0	0

Traffic and Revenue Receivable (Annual Pass - Note 7)		
Transaction Type	Car/Jeep Count	Total Car/ Jeep Amount (in Rs.)
1	2	3
Annual Pass	827	44680

Total Non-Tollable Traffic Count Entry Details (Note-2)						
Transaction Type	Car/Jeep Count	Bus/Truck Count	LCV Count	MAV (Multi Axle Vehicle Count)	Three Axle Count	
1	2	3	5	6	7	
Reuse & Exit	3514	399	400	442		0
Exemption & Violation	6827	288	117	282		0



Notes

1. Fee for Fastag vehicles passing two toll plazas, is collected at two plazas in few cases and therefore section wise traffic details will not be available at one plaza for same.
2. All Non-tollable traffic could not be recorded/reported due to unavailability of adequate Lanes & systems. Non-Tollable count includes Reuse of daily/return/monthly pass, exit trips, exemption and violations.
3. Reporting (FASTag/Cash/Card) - 12:00:00 AM to 11:59:59 PM.
4. Fastag Collection is net of Acquiring Bank Charges
5. FASTag Debit Adjustment/Chargeback Received from Bank (Net)
6. Double user fee (from cash vehicles entering dedicated Fastag lane) collected from vehicles are reported separately (count and revenue). These are included in vehicle category wise count and revenue.
7. Annual FASTag pass w.e.f. 15 August 2025 as per directions of MPEL vide letter no MPEL/DIC/2025/676 dated August 14, 2025.
8. Annual Pass Toll Revenue receivable (as given in the table above) is not included in the column 'Fee Collected'.
9. '1.25' times User Fee via UPI for vehicles without a valid FASTag w.e.f. 15 November 2025 as per directions of MPEL vide letter no MPEL/02/DIC/968 dated 10 November 2025.

MONTHLY/DAILY FEE STATEMENT

Project Highway: National Highway NH-48

Day/Month: 14-Dec-2025

Sr. No.	Name of Toll Plaza Location	Chainage
1	Varsoli National Highway NH-48 (from Km. 20+400 to 131+200)	60+050

Type of Vehicle	For corresponding day/month of previous year 14-Dec-2024		For preceding day/month 13-Dec-2025		For the day/month reported upon 14-Dec-2025		
	No. of Vehicles	Fee collected (in lakh Rs.)	No. of Vehicles	Fee collected (in lakh Rs.)	Fee per Vehicle (in Rs.)	No. of Vehicles	Fee collected (in lakh Rs.)
1	2	3	4	5	6	7	8
A-Car (Note-7)	11243	661193	11181	631216	Note-1	12088	694690
B-LCV	1224	116835	1323	126998		1036	98555
C-Bus	1480	290651	1489	276855		1382	259023
D-Truck	0	0	0	0		0	0
E-Three-axle vehicle	0	0	0	0		0	0
F-Multi-axle Truck	3590	1376064	3440	1295645		2795	1033766
G-Oversized vehicle	0	0	0	0		0	0
FASTag Debit Adjustment/ Chargeback Received from Bank (Net) (Note-5)	0	660	0	594	Note-5	0	0
H- Total	17537	2445403	17433	2331308		17301	2086034

Day/Month wise Opening Balance of Toll Collection & Traffic

Day	14
Month	12
Year	2025
Toll Depositing Bank	State Bank Of India
Bank Account No.	39177623786

Transaction Type	Car/Jeep Count	Total Car/ Jeep Amount (in Rs.)	Bus/Truck Count	Total Bus / Truck Amount (in Rs.)	LCV Count	Total LCV Amount (in Rs.)	MAV (Multi Axle Vehicle Count)	Total MAV (Multi Axle Vehicle) Amount (in Rs.)	Three Axle Count	Three Axle Count Amount (in Rs.)	FASTag Debit Adjustment/ Chargeback Received from Bank (Net) Note-5
1	2	3	4	5	8	9	10	11	12	13	
Single Journey	7272	343190	1030	170648	747	62506	2543	902005	0	0	0
Monthly Pass Sales	0	0	0	0	0	0	0	0	0	0	0
Daily Pass Sales	3654	257488	313	77732	268	33517	237	125979	0	0	0
Local Pass Sales	0	0	0	0	0	0	0	0	0	0	0
Return Pass Sales	0	0	0	0	0	0	0	0	0	0	0
Double User Fee (FASTag Lane Violation) (Note-6)	726	68338	21	6930	7	1080	14	5338	0	0	0
1.25 times User Fee via UPI (FASTag Lane Violation) (Note-9)	436	25674	18	3713	14	1453	1	444	0	0	0

Traffic and Revenue Receivable (Annual Pass - Note 7)		
Transaction Type	Car/Jeep Count	Total Car/ Jeep Amount (in Rs.)
1	2	3
Annual Pass	949	51150

Total Non-Tollable Traffic Count Entry Details (Note-2)						
Transaction Type	Car/Jeep Count	Bus/Truck Count	LCV Count	MAV (Multi Axle Vehicle Count)	Three Axle Count	
1	2	3	5	6	7	
Reuse & Exit	4004	350	302	248		0
Exemption & Violation	5910	288	96	201		0



Notes

1. Fee for Fastag vehicles passing two toll plazas, is collected at two plazas in few cases and therefore section wise traffic details will not be available at one plaza for same.
2. All Non-tollable traffic could not be recorded/reported due to unavailability of adequate Lanes & systems. Non-Tollable count includes Reuse of daily/return/monthly pass, exit trips, exemption and violations.
3. Reporting (FASTag/Cash/Card) - 12:00:00 AM to 11:59:59 PM.
4. Fastag Collection is net of Acquiring Bank Charges
5. FASTag Debit Adjustment/Chargeback Received from Bank (Net)
6. Double user fee (from cash vehicles entering dedicated Fastag lane) collected from vehicles are reported separately (count and revenue). These are included in vehicle category wise count and revenue.
7. Annual FASTag pass w.e.f. 15 August 2025 as per directions of MPEL vide letter no MPEL/DIC/2025/676 dated August 14, 2025.
8. Annual Pass Toll Revenue receivable (as given in the table above) is not included in the column 'Fee Collected'.
9. '1.25' times User Fee via UPI for vehicles without a valid FASTag w.e.f. 15 November 2025 as per directions of MPEL vide letter no MPEL/02/DIC/968 dated 10 November 2025.

MONTHLY/DAILY FEE STATEMENT

Project Highway: National Highway NH-48

Day/Month: 15-Dec-2025

Sr. No.	Name of Toll Plaza Location	Chainage
1	National Highway NH-48 (from Km. 20+400 to 131+200) Varsoli	60+050

Type of Vehicle	For corresponding day/month of previous year 15-Dec-2024		For preceding day/month 14-Dec-2025		For the day/month reported upon 15-Dec-2025		
	No. of Vehicles	Fee collected (in lakh Rs.)	No. of Vehicles	Fee collected (in lakh Rs.)	Fee per Vehicle (in Rs.)	No. of Vehicles	Fee collected (in lakh Rs.)
1	2	3	4	5	6	7	8
A-Car (Note-7)	12757	770053	12088	694690	Note-1	7671	436225
B-LCV	949	90513	1036	98555		1103	105732
C-Bus	1273	235314	1382	259023		1211	223011
D-Truck	0	0	0	0		0	0
E-Three-axle vehicle	0	0	0	0		0	0
F-Multi-axle Truck	2821	1049130	2795	1033766		2851	1074328
G-Oversized vehicle	0	0	0	0		0	0
FASTag Debit Adjustment/ Chargeback Received from Bank (Net) (Note-5)	0	0	0	0	Note-5	0	1435
H- Total	17800	2145010	17301	2086034		12836	1840731

Day/Month wise Opening Balance of Toll Collection & Traffic

Day	15										
Month	12										
Year	2025										
Toll Depositing Bank	State Bank Of India										
Bank Account No.	39177623786										
Transaction Type	Car/Jeep Count	Total Car/ Jeep Amount (in Rs.)	Bus/Truck Count	Total Bus / Truck Amount (in Rs.)	LCV Count	Total LCV Amount (in Rs.)	MAV (Multi Axle Vehicle Count)	Total MAV (Multi Axle Vehicle) Amount (in Rs.)	Three Axle Count	Three Axle Count Amount (in Rs.)	FASTag Debit Adjustment/ Chargeback Received from Bank (Net)
1	2	3	4	5	8	9	10	11	12	13	Note-5
Single Journey	4788	226789	938	155387	766	63969	2494	884639	0	0	1435
Monthly Pass Sales	0	0	0	0	0	0	0	0	0	0	0
Daily Pass Sales	2215	156173	254	62962	318	39563	348	185160	0	0	0
Local Pass Sales	0	0	0	0	0	0	0	0	0	0	0
Return Pass Sales	0	0	0	0	0	0	0	0	0	0	0
Double User Fee (FASTag Lane Violation) (Note-6)	388	36754	6	1980	5	748	6	3198	0	0	0
1.25 times User Fee via UPI (FASTag Lane Violation) (Note-9)	280	16509	13	2681	14	1453	3	1331	0	0	0

Traffic and Revenue Receivable (Annual Pass - Note 7)		
Transaction Type	Car/Jeep Count	Total Car/ Jeep Amount (in Rs.)
1	2	3
Annual Pass	615	33565

Total Non-Tollable Traffic Count Entry Details (Note-2)						
Transaction Type	Car/Jeep Count	Bus/Truck Count	LCV Count	MAV (Multi Axle Vehicle Count)	Three Axle Count	
1	2	3	5	6	7	
Reuse & Exit	2393	294	353	356		0
Exemption & Violation	6316	229	105	291		0



Notes

1. Fee for Fastag vehicles passing two toll plazas, is collected at two plazas in few cases and therefore section wise traffic details will not be available at one plaza for same.
2. All Non-tollable traffic could not be recorded/reported due to unavailability of adequate Lanes & systems. Non-Tollable count includes Reuse of daily/return/monthly pass, exit trips, exemption and violations.
3. Reporting (FASTag/Cash/Card) - 12:00:00 AM to 11:59:59 PM.
4. Fastag Collection is net of Acquiring Bank Charges
5. FASTag Debit Adjustment/Chargeback Received from Bank (Net)
6. Double user fee (from cash vehicles entering dedicated Fastag lane) collected from vehicles are reported separately (count and revenue). These are included in vehicle category wise count and revenue.
7. Annual FASTag pass w.e.f. 15 August 2025 as per directions of MPEL vide letter no MPEL/DIC/2025/676 dated August 14, 2025.
8. Annual Pass Toll Revenue receivable (as given in the table above) is not included in the column 'Fee Collected'.
9. '1.25' times User Fee via UPI for vehicles without a valid FASTag w.e.f. 15 November 2025 as per directions of MPEL vide letter no MPEL/02/DIC/968 dated 10 November 2025.

MONTHLY/DAILY FEE STATEMENT

Project Highway: National Highway NH-48

Day/Month: 16-Dec-2025

Sr. No.	Name of Toll Plaza Location	Chainage
1	National Highway NH-48 (from Km. 20+400 to 131+200) Varsoli	60+050

Type of Vehicle	For corresponding day/month of previous year 16-Dec-2024		For preceding day/month 15-Dec-2025		For the day/month reported upon 16-Dec-2025		
	No. of Vehicles	Fee collected (in lakh Rs.)	No. of Vehicles	Fee collected (in lakh Rs.)	Fee per Vehicle (in Rs.)	No. of Vehicles	Fee collected (in lakh Rs.)
1	2	3	4	5	6	7	8
A-Car (Note-7)	7550	444151	7671	436225	Note-1	7269	421393
B-LCV	1006	97310	1103	105732		1292	125727
C-Bus	1243	237747	1211	223011		1486	272873
D-Truck	0	0	0	0		0	0
E-Three-axle vehicle	0	0	0	0		0	0
F-Multi-axle Truck	2817	1067625	2851	1074328		3452	1330639
G-Oversized vehicle	0	0	0	0		0	0
FASTag Debit Adjustment/ Chargeback Received from Bank (Net) (Note-5)	0	650	0	1435	Note-5	0	321
H- Total	12616	1847483	12836	1840731		13499	2150953

Day/Month wise Opening Balance of Toll Collection & Traffic

Day	16
Month	12
Year	2025
Toll Depositing Bank	State Bank Of India
Bank Account No.	39177623786

Transaction Type	Car/Jeep Count	Total Car/ Jeep Amount (in Rs.)	Bus/Truck Count	Total Bus / Truck Amount (in Rs.)	LCV Count	Total LCV Amount (in Rs.)	MAV (Multi Axle Vehicle Count)	Total MAV (Multi Axle Vehicle) Amount (in Rs.)	Three Axle Count	Three Axle Count Amount (in Rs.)	FASTag Debit Adjustment/ Chargeback Received from Bank (Net) Note-5
1	2	3	4	5	8	9	10	11	12	13	
Single Journey	4171	197237	1155	191012	857	71536	2938	1042099	0	0	321
Monthly Pass Sales	0	0	0	0	0	0	3	16020	0	0	0
Daily Pass Sales	2488	175475	312	77239	425	53028	505	268437	0	0	0
Local Pass Sales	0	0	0	0	0	0	0	0	0	0	0
Return Pass Sales	0	0	0	0	0	0	0	0	0	0	0
Double User Fee (FASTag Lane Violation) (Note-6)	344	32994	4	1320	2	332	4	3196	0	0	0
1.25 times User Fee via UPI (FASTag Lane Violation) (Note-9)	266	15686	15	3301	8	830	2	888	0	0	0

Traffic and Revenue Receivable (Annual Pass - Note 7)		
Transaction Type	Car/Jeep Count	Total Car/ Jeep Amount (in Rs.)
1	2	3
Annual Pass	553	29695

Total Non-Tollable Traffic Count Entry Details (Note-2)						
Transaction Type	Car/Jeep Count	Bus/Truck Count	LCV Count	MAV (Multi Axle Vehicle Count)	Three Axle Count	
1	2	3	5	6	7	
Reuse & Exit	2650	358	458	523		0
Exemption & Violation	5318	252	129	366		0



Notes

1. Fee for Fastag vehicles passing two toll plazas, is collected at two plazas in few cases and therefore section wise traffic details will not be available at one plaza for same.
2. All Non-tollable traffic could not be recorded/reported due to unavailability of adequate Lanes & systems. Non-Tollable count includes Reuse of daily/return/monthly pass, exit trips, exemption and violations.
3. Reporting (FASTag/Cash/Card) - 12:00:00 AM to 11:59:59 PM.
4. Fastag Collection is net of Acquiring Bank Charges
5. FASTag Debit Adjustment/Chargeback Received from Bank (Net)
6. Double user fee (from cash vehicles entering dedicated Fastag lane) collected from vehicles are reported separately (count and revenue). These are included in vehicle category wise count and revenue.
7. Annual FASTag pass w.e.f. 15 August 2025 as per directions of MPEL vide letter no MPEL/DIC/2025/676 dated August 14, 2025.
8. Annual Pass Toll Revenue receivable (as given in the table above) is not included in the column 'Fee Collected'.
9. '1.25' times User Fee via UPI for vehicles without a valid FASTag w.e.f. 15 November 2025 as per directions of MPEL vide letter no MPEL/02/DIC/968 dated 10 November 2025.

MONTHLY/DAILY FEE STATEMENT

Project Highway: National Highway NH-48

Day/Month: 17-Dec-2025

Sr. No.	Name of Toll Plaza Location	Chainage
1	National Highway NH-48 (from Km. 20+400 to 131+200) Varsoli	60+050

Type of Vehicle	For corresponding day/month of previous year 17-Dec-2024		For preceding day/month 16-Dec-2025		For the day/month reported upon 17-Dec-2025		
	No. of Vehicles	Fee collected (in lakh Rs.)	No. of Vehicles	Fee collected (in lakh Rs.)	Fee per Vehicle (in Rs.)	No. of Vehicles	Fee collected (in lakh Rs.)
1	2	3	4	5	6	7	8
A-Car (Note-7)	7455	451615	7269	421393	Note-1	7073	408057
B-LCV	1254	121454	1292	125727		1402	136963
C-Bus	1476	282452	1486	272873		1526	291668
D-Truck	0	0	0	0		0	0
E-Three-axle vehicle	0	0	0	0		0	0
F-Multi-axle Truck	3428	1313394	3452	1330639		3548	1356967
G-Oversized vehicle	0	0	0	0		0	0
FASTag Debit Adjustment/ Chargeback Received from Bank (Net) (Note-5)	0	1512	0	321	Note-5	0	1085
H- Total	13613	2170428	13499	2150953		13549	2194740

Day/Month wise Opening Balance of Toll Collection & Traffic

Day	17
Month	12
Year	2025
Toll Depositing Bank	State Bank Of India
Bank Account No.	39177623786

Transaction Type	Car/Jeep Count	Total Car/ Jeep Amount (in Rs.)	Bus/Truck Count	Total Bus / Truck Amount (in Rs.)	LCV Count	Total LCV Amount (in Rs.)	MAV (Multi Axle Vehicle Count)	Total MAV (Multi Axle Vehicle) Amount (in Rs.)	Three Axle Count	Three Axle Count Amount (in Rs.)	FASTag Debit Adjustment/ Chargeback Received from Bank (Net)
1	2	3	4	5	8	9	10	11	12	13	Note-5
Single Journey	4222	202335	1124	187119	937	78919	3015	1069268	0	0	1085
Monthly Pass Sales	0	0	1	4950	0	0	1	5340	0	0	0
Daily Pass Sales	2290	161519	375	92999	447	55637	522	277473	0	0	0
Local Pass Sales	0	0	0	0	0	0	0	0	0	0	0
Return Pass Sales	0	0	0	0	0	0	0	0	0	0	0
Double User Fee (FASTag Lane Violation) (Note-6)	312	29516	10	3300	6	1162	7	3554	0	0	0
1.25 times User Fee via UPI (FASTag Lane Violation) (Note-9)	249	14688	16	3300	12	1245	3	1331	0	0	0

Traffic and Revenue Receivable (Annual Pass - Note 7)		
Transaction Type	Car/Jeep Count	Total Car/ Jeep Amount (in Rs.)
1	2	3
Annual Pass	540	29308

Total Non-Tollable Traffic Count Entry Details (Note-2)						
Transaction Type	Car/Jeep Count	Bus/Truck Count	LCV Count	MAV (Multi Axle Vehicle Count)	Three Axle Count	
1	2	3	5	6	7	
Reuse & Exit	2439	426	493	554		0
Exemption & Violation	5807	296	117	290		0



Notes

1. Fee for Fastag vehicles passing two toll plazas, is collected at two plazas in few cases and therefore section wise traffic details will not be available at one plaza for same.
2. All Non-tollable traffic could not be recorded/reported due to unavailability of adequate Lanes & systems. Non-Tollable count includes Reuse of daily/return/monthly pass, exit trips, exemption and violations.
3. Reporting (FASTag/Cash/Card) - 12:00:00 AM to 11:59:59 PM.
4. Fastag Collection is net of Acquiring Bank Charges
5. FASTag Debit Adjustment/Chargeback Received from Bank (Net)
6. Double user fee (from cash vehicles entering dedicated Fastag lane) collected from vehicles are reported separately (count and revenue). These are included in vehicle category wise count and revenue.
7. Annual FASTag pass w.e.f. 15 August 2025 as per directions of MPEL vide letter no MPEL/DIC/2025/676 dated August 14, 2025.
8. Annual Pass Toll Revenue receivable (as given in the table above) is not included in the column 'Fee Collected'.
9. '1.25' times User Fee via UPI for vehicles without a valid FASTag w.e.f. 15 November 2025 as per directions of MPEL vide letter no MPEL/02/DIC/968 dated 10 November 2025.

MONTHLY/DAILY FEE STATEMENT

Project Highway: National Highway NH-48

Day/Month: 18-Dec-2025

Sr. No.	Name of Toll Plaza Location	Chainage
1	National Highway NH-48 (from Km. 20+400 to 131+200) Varsoli	60+050

Type of Vehicle	For corresponding day/month of previous year 18-Dec-2024		For preceding day/month 17-Dec-2025		For the day/month reported upon 18-Dec-2025		
	No. of Vehicles	Fee collected (in lakh Rs.)	No. of Vehicles	Fee collected (in lakh Rs.)	Fee per Vehicle (in Rs.)	No. of Vehicles	Fee collected (in lakh Rs.)
1	2	3	4	5	6	7	8
A-Car (Note-7)	7064	418206	7073	408057	Note-1	6664	384091
B-LCV	1242	119983	1402	136963		1376	133708
C-Bus	1428	266002	1526	291668		1471	272012
D-Truck	0	0	0	0		0	0
E-Three-axle vehicle	0	0	0	0		0	0
F-Multi-axle Truck	3559	1391944	3548	1356967		3506	1333711
G-Oversized vehicle	0	0	0	0		0	0
FASTag Debit Adjustment/ Chargeback Received from Bank (Net) (Note-5)	0	770	0	1085	Note-5	0	800
H- Total	13293	2196905	13549	2194740		13017	2124322

Day/Month wise Opening Balance of Toll Collection & Traffic

Day	18
Month	12
Year	2025
Toll Depositing Bank	State Bank Of India
Bank Account No.	39177623786

Transaction Type	Car/Jeep Count	Total Car/ Jeep Amount (in Rs.)	Bus/Truck Count	Total Bus / Truck Amount (in Rs.)	LCV Count	Total LCV Amount (in Rs.)	MAV (Multi Axle Vehicle Count)	Total MAV (Multi Axle Vehicle) Amount (in Rs.)	Three Axle Count	Three Axle Count Amount (in Rs.)	FASTag Debit Adjustment/ Chargeback Received from Bank (Net) Note-5
1	2	3	4	5	8	9	10	11	12	13	
Single Journey	3883	184694	1124	186232	925	77338	2998	1062768	0	0	800
Monthly Pass Sales	0	0	0	0	0	0	0	0	0	0	0
Daily Pass Sales	2289	161516	329	81529	424	52904	490	260820	0	0	0
Local Pass Sales	0	0	0	0	0	0	0	0	0	0	0
Return Pass Sales	0	0	0	0	0	0	0	0	0	0	0
Double User Fee (FASTag Lane Violation) (Note-6)	252	23782	4	1156	12	1910	16	9236	0	0	0
1.25 times User Fee via UPI (FASTag Lane Violation) (Note-9)	240	14100	14	3095	15	1556	2	888	0	0	0

Traffic and Revenue Receivable (Annual Pass - Note 7)		
Transaction Type	Car/Jeep Count	Total Car/ Jeep Amount (in Rs.)
1	2	3
Annual Pass	469	25879

Total Non-Tollable Traffic Count Entry Details (Note-2)						
Transaction Type	Car/Jeep Count	Bus/Truck Count	LCV Count	MAV (Multi Axle Vehicle Count)	Three Axle Count	
1	2	3	5	6	7	
Reuse & Exit	2469	371	459	513		0
Exemption & Violation	6202	293	107	371		0



Notes

1. Fee for Fastag vehicles passing two toll plazas, is collected at two plazas in few cases and therefore section wise traffic details will not be available at one plaza for same.
2. All Non-tollable traffic could not be recorded/reported due to unavailability of adequate Lanes & systems. Non-Tollable count includes Reuse of daily/return/monthly pass, exit trips, exemption and violations.
3. Reporting (FASTag/Cash/Card) - 12:00:00 AM to 11:59:59 PM.
4. Fastag Collection is net of Acquiring Bank Charges
5. FASTag Debit Adjustment/Chargeback Received from Bank (Net)
6. Double user fee (from cash vehicles entering dedicated Fastag lane) collected from vehicles are reported separately (count and revenue). These are included in vehicle category wise count and revenue.
7. Annual FASTag pass w.e.f. 15 August 2025 as per directions of MPEL vide letter no MPEL/DIC/2025/676 dated August 14, 2025.
8. Annual Pass Toll Revenue receivable (as given in the table above) is not included in the column 'Fee Collected'.
9. '1.25' times User Fee via UPI for vehicles without a valid FASTag w.e.f. 15 November 2025 as per directions of MPEL vide letter no MPEL/02/DIC/968 dated 10 November 2025.

MONTHLY/DAILY FEE STATEMENT

Project Highway: National Highway NH-48

Day/Month: 19-Dec-2025

Sr. No.	Name of Toll Plaza Location	Chainage
National Highway NH-48 (from Km. 20+400 to 131+200)		
1	Varsoli	60+050

Type of Vehicle	For corresponding day/month of previous year		For preceding day/month		For the day/month reported upon		
	19-Dec-2024		18-Dec-2025		19-Dec-2025		
	No. of Vehicles	Fee collected (in lakh Rs.)	No. of Vehicles	Fee collected (in lakh Rs.)	Fee per Vehicle (in Rs.)	No. of Vehicles	Fee collected (in lakh Rs.)
1	2	3	4	5	6	7	8
A-Car (Note-7)	7072	420070	6664	384091	Note-1	7444	422101
B-LCV	1234	118844	1376	133708		1351	130112
C-Bus	1513	282345	1471	272012		1603	297641
D-Truck	0	0	0	0		0	0
E-Three-axle vehicle	0	0	0	0		0	0
F-Multi-axle Truck	3413	1289251	3506	1333711		3557	1349647
G-Oversized vehicle	0	0	0	0		0	0
FASTag Debit Adjustment/ Chargeback Received from Bank (Net) (Note-5)	0	563	0	800	Note-5	0	1216
H- Total	13232	2111073	13017	2124322		13955	2200717

Day/Month wise Opening Balance of Toll Collection & Traffic

Day	19
Month	12
Year	2025
Toll Depositing Bank	State Bank Of India
Bank Account No.	39177623786

Transaction Type	Car/Jeep Count	Total Car/ Jeep Amount (in Rs.)	Bus/Truck Count	Total Bus / Truck Amount (in Rs.)	LCV Count	Total LCV Amount (in Rs.)	MAV (Multi Axle Vehicle Count)	Total MAV (Multi Axle Vehicle) Amount (in Rs.)	Three Axle Count	Three Axle Count Amount (in Rs.)	FASTag Debit Adjustment/ Chargeback Received from Bank (Net) Note-5
1	2	3	4	5	8	9	10	11	12	13	
Single Journey	4536	214504	1212	200515	930	77556	3051	1082260	0	0	1216
Monthly Pass Sales	0	0	0	0	0	0	0	0	0	0	0
Daily Pass Sales	2357	166166	371	91927	402	50044	493	262058	0	0	0
Local Pass Sales	0	0	0	0	0	0	0	0	0	0	0
Return Pass Sales	0	0	0	0	0	0	0	0	0	0	0
Double User Fee (FASTag Lane Violation) (Note-6)	251	23688	10	3136	10	1578	5	1780	0	0	0
1.25 times User Fee via UPI (FASTag Lane Violation) (Note-9)	300	17743	10	2063	9	934	8	3550	0	0	0

Traffic and Revenue Receivable (Annual Pass - Note 7)		
Transaction Type	Car/Jeep Count	Total Car/ Jeep Amount (in Rs.)
1	2	3
Annual Pass	593	31630

Total Non-Tollable Traffic Count Entry Details (Note-2)						
Transaction Type	Car/Jeep Count	Bus/Truck Count	LCV Count	MAV (Multi Axle Vehicle Count)	Three Axle Count	
1	2	3	5	6	7	
Reuse & Exit	2583	427	437	512	0	0
Exemption & Violation	5230	258	94	338	0	0



Notes

- Fee for Fastag vehicles passing two toll plazas, is collected at two plazas in few cases and therefore section wise traffic details will not be available at one plaza for same.
- All Non-tollable traffic could not be recorded/reported due to unavailability of adequate Lanes & systems. Non-Tollable count includes Reuse of daily/return/monthly pass, exit trips, exemption and violations.
- Reporting (FASTag/Cash/Card) - 12:00:00 AM to 11:59:59 PM.
- FASTag Collection is net of Acquiring Bank Charges
- FASTag Debit Adjustment/Chargeback Received from Bank (Net)
- Double user fee (from cash vehicles entering dedicated Fastag lane) collected from vehicles are reported separately (count and revenue). These are included in vehicle category wise count and revenue.
- Annual FASTag pass w.e.f. 15 August 2025 as per directions of MPEL vide letter no MPEL/DIC/2025/676 dated August 14, 2025.
- Annual Pass Toll Revenue receivable (as given in the table above) is not included in the column 'Fee Collected'.
- '1.25' times User Fee via UPI for vehicles without a valid FASTag w.e.f. 15 November 2025 as per directions of MPEL vide letter no MPEL/02/DIC/968 dated 10 November 2025.

MONTHLY/DAILY FEE STATEMENT

Project Highway: National Highway NH-48

Day/Month: 20-Dec-2025

Sr. No.	Name of Toll Plaza Location	Chainage
1	National Highway NH-48 (from Km. 20+400 to 131+200) Varsoli	60+050

Type of Vehicle	For corresponding day/month of previous year 20-Dec-2024		For preceding day/month 19-Dec-2025		For the day/month reported upon 20-Dec-2025		
	No. of Vehicles	Fee collected (in lakh Rs.)	No. of Vehicles	Fee collected (in lakh Rs.)	Fee per Vehicle (in Rs.)	No. of Vehicles	Fee collected (in lakh Rs.)
1	2	3	4	5	6	7	8
A-Car (Note-7)	8895	526373	7444	422101	Note-1	9883	558901
B-LCV	1267	122589	1351	130112		1383	133179
C-Bus	1455	272943	1603	297641		1493	277086
D-Truck	0	0	0	0		0	0
E-Three-axle vehicle	0	0	0	0		0	0
F-Multi-axle Truck	3495	1333324	3557	1349647		3420	1317269
G-Oversized vehicle	0	0	0	0		0	0
FASTag Debit Adjustment/ Chargeback Received from Bank (Net) (Note-5)	0	609	0	1216	Note-5	0	1182
H- Total	15112	2255838	13955	2200717		16179	2287617

Day/Month wise Opening Balance of Toll Collection & Traffic

Day	20										
Month	12										
Year	2025										
Toll Depositing Bank	State Bank Of India										
Bank Account No.	39177623786										
Transaction Type	Car/Jeep Count	Total Car/ Jeep Amount (in Rs.)	Bus/Truck Count	Total Bus / Truck Amount (in Rs.)	LCV Count	Total LCV Amount (in Rs.)	MAV (Multi Axle Vehicle Count)	Total MAV (Multi Axle Vehicle) Amount (in Rs.)	Three Axle Count	Three Axle Count Amount (in Rs.)	FASTag Debit Adjustment/ Chargeback Received from Bank (Net) Note-5
1	2	3	4	5	8	9	10	11	12	13	
Single Journey	6174	291641	1122	185902	947	79133	2905	1030052	0	0	1182
Monthly Pass Sales	0	0	0	0	0	0	3	16020	0	0	0
Daily Pass Sales	2923	206066	326	80705	416	51742	498	264716	0	0	0
Local Pass Sales	0	0	0	0	0	0	0	0	0	0	0
Return Pass Sales	0	0	0	0	0	0	0	0	0	0	0
Double User Fee (FASTag Lane Violation) (Note-6)	419	39574	11	3466	5	748	5	2488	0	0	0
1.25 times User Fee via UPI (FASTag Lane Violation) (Note-9)	367	21620	34	7013	15	1556	9	3994	0	0	0

Traffic and Revenue Receivable (Annual Pass - Note 7)		
Transaction Type	Car/Jeep Count	Total Car/ Jeep Amount (in Rs.)
1	2	3
Annual Pass	772	41915

Total Non-Tollable Traffic Count Entry Details (Note-2)						
Transaction Type	Car/Jeep Count	Bus/Truck Count	LCV Count	MAV (Multi Axle Vehicle Count)	Three Axle Count	
1	2	3	5	6	7	
Reuse & Exit	3285	365	449	511		0
Exemption & Violation	5481	320	131	313		0



Notes

1. Fee for Fastag vehicles passing two toll plazas, is collected at two plazas in few cases and therefore section wise traffic details will not be available at one plaza for same.
2. All Non-tollable traffic could not be recorded/reported due to unavailability of adequate Lanes & systems. Non-Tollable count includes Reuse of daily/return/monthly pass, exit trips, exemption and violations.
3. Reporting (FASTag/Cash/Card) - 12:00:00 AM to 11:59:59 PM.
4. Fastag Collection is net of Acquiring Bank Charges
5. FASTag Debit Adjustment/Chargeback Received from Bank (Net)
6. Double user fee (from cash vehicles entering dedicated Fastag lane) collected from vehicles are reported separately (count and revenue). These are included in vehicle category wise count and revenue.
7. Annual FASTag pass w.e.f. 15 August 2025 as per directions of MPEL vide letter no MPEL/DIC/2025/676 dated August 14, 2025.
8. Annual Pass Toll Revenue receivable (as given in the table above) is not included in the column 'Fee Collected'.
9. '1.25' times User Fee via UPI for vehicles without a valid FASTag w.e.f. 15 November 2025 as per directions of MPEL vide letter no MPEL/02/DIC/968 dated 10 November 2025.

MONTHLY/DAILY FEE STATEMENT

Project Highway: National Highway NH-48

Day/Month: 21-Dec-2025

Sr. No.	Name of Toll Plaza Location	Chainage
1	Varsoli National Highway NH-48 (from Km. 20+400 to 131+200)	60+050

Type of Vehicle	For corresponding day/month of previous year 21-Dec-2024		For preceding day/month 20-Dec-2025		For the day/month reported upon 21-Dec-2025		
	No. of Vehicles	Fee collected (in lakh Rs.)	No. of Vehicles	Fee collected (in lakh Rs.)	Fee per Vehicle (in Rs.)	No. of Vehicles	Fee collected (in lakh Rs.)
1	2	3	4	5	6	7	8
A-Car (Note-7)	10979	641239	9883	558901	Note-1	11105	642698
B-LCV	1291	124651	1383	133179		1080	102734
C-Bus	1525	291151	1493	277086		1355	251965
D-Truck	0	0	0	0		0	0
E-Three-axle vehicle	0	0	0	0		0	0
F-Multi-axle Truck	3418	1323993	3420	1317269		2797	1053991
G-Oversized vehicle	0	0	0	0		0	0
FASTag Debit Adjustment/ Chargeback Received from Bank (Net) (Note-5)	0	725	0	1182	Note-5	0	0
H- Total	17213	2381758	16179	2287617		16337	2051388

Day/Month wise Opening Balance of Toll Collection & Traffic

Day	21										
Month	12										
Year	2025										
Toll Depositing Bank	State Bank Of India										
Bank Account No.	39177623786										
Transaction Type	Car/Jeep Count	Total Car/ Jeep Amount (in Rs.)	Bus/Truck Count	Total Bus / Truck Amount (in Rs.)	LCV Count	Total LCV Amount (in Rs.)	MAV (Multi Axle Vehicle Count)	Total MAV (Multi Axle Vehicle) Amount (in Rs.)	Three Axle Count	Three Axle Count Amount (in Rs.)	FASTag Debit Adjustment/ Chargeback Received from Bank (Net) Note-5
1	2	3	4	5	8	9	10	11	12	13	
Single Journey	6513	307780	1021	169198	787	65960	2523	894797	0	0	0
Monthly Pass Sales	0	0	0	0	0	0	3	16020	0	0	0
Daily Pass Sales	3470	244831	311	77073	278	34759	265	140863	0	0	0
Local Pass Sales	0	0	0	0	0	0	0	0	0	0	0
Return Pass Sales	0	0	0	0	0	0	0	0	0	0	0
Double User Fee (FASTag Lane Violation) (Note-6)	683	64296	9	2806	10	1496	4	1424	0	0	0
1.25 times User Fee via UPI (FASTag Lane Violation) (Note-9)	439	25791	14	2888	5	519	2	888	0	0	0

Traffic and Revenue Receivable (Annual Pass - Note 7)		
Transaction Type	Car/Jeep Count	Total Car/ Jeep Amount (in Rs.)
1	2	3
Annual Pass	932	50652

Total Non-Tollable Traffic Count Entry Details (Note-2)						
Transaction Type	Car/Jeep Count	Bus/Truck Count	LCV Count	MAV (Multi Axle Vehicle Count)	Three Axle Count	
1	2	3	5	6	7	
Reuse & Exit	3749	337	307	277		0
Exemption & Violation	5462	278	99	195		0



Notes

1. Fee for Fastag vehicles passing two toll plazas, is collected at two plazas in few cases and therefore section wise traffic details will not be available at one plaza for same.
2. All Non-tollable traffic could not be recorded/reported due to unavailability of adequate Lanes & systems. Non-Tollable count includes Reuse of daily/return/monthly pass, exit trips, exemption and violations.
3. Reporting (FASTag/Cash/Card) - 12:00:00 AM to 11:59:59 PM.
4. Fastag Collection is net of Acquiring Bank Charges
5. FASTag Debit Adjustment/Chargeback Received from Bank (Net)
6. Double user fee (from cash vehicles entering dedicated Fastag lane) collected from vehicles are reported separately (count and revenue). These are included in vehicle category wise count and revenue.
7. Annual FASTag pass w.e.f. 15 August 2025 as per directions of MPEL vide letter no MPEL/DIC/2025/676 dated August 14, 2025.
8. Annual Pass Toll Revenue receivable (as given in the table above) is not included in the column 'Fee Collected'.
9. '1.25' times User Fee via UPI for vehicles without a valid FASTag w.e.f. 15 November 2025 as per directions of MPEL vide letter no MPEL/02/DIC/968 dated 10 November 2025.

MONTHLY/DAILY FEE STATEMENT

Project Highway: National Highway NH-48

Day/Month: 22-Dec-2025

Sr. No.	Name of Toll Plaza Location	Chainage
1	National Highway NH-48 (from Km. 20+400 to 131+200) Varsoli	60+050

Type of Vehicle	For corresponding day/month of previous year 22-Dec-2024		For preceding day/month 21-Dec-2025		For the day/month reported upon 22-Dec-2025		
	No. of Vehicles	Fee collected (in lakh Rs.)	No. of Vehicles	Fee collected (in lakh Rs.)	Fee per Vehicle (in Rs.)	No. of Vehicles	Fee collected (in lakh Rs.)
	2	3	4	5	6	7	8
A-Car (Note-7)	12733	760402	11105	642698	Note-1	7127	409492
B-LCV	981	92961	1080	102734		1107	108708
C-Bus	1393	264195	1355	251965		1285	241679
D-Truck	0	0	0	0		0	0
E-Three-axle vehicle	0	0	0	0		0	0
F-Multi-axle Truck	3063	1145015	2797	1053991		2783	1047256
G-Oversized vehicle	0	0	0	0		0	0
FASTag Debit Adjustment/ Chargeback Received from Bank (Net) (Note-5)	0	0	0	0	Note-5	0	2208
H- Total	18170	2262573	16337	2051388		12302	1809344

Day/Month wise Opening Balance of Toll Collection & Traffic

Day	22										
Month	12										
Year	2025										
Toll Depositing Bank	State Bank Of India										
Bank Account No.	39177623786										
Transaction Type	Car/Jeep Count	Total Car/ Jeep Amount (in Rs.)	Bus/Truck Count	Total Bus / Truck Amount (in Rs.)	LCV Count	Total LCV Amount (in Rs.)	MAV (Multi Axle Vehicle Count)	Total MAV (Multi Axle Vehicle) Amount (in Rs.)	Three Axle Count	Three Axle Count Amount (in Rs.)	FASTag Debit Adjustment/ Chargeback Received from Bank (Net) Note-5
1	2	3	4	5	8	9	10	11	12	13	
Single Journey	4473	214221	950	158545	732	61068	2451	870946	0	0	2208
Monthly Pass Sales	0	0	0	0	0	0	0	0	0	0	0
Daily Pass Sales	2094	151409	319	79463	349	44589	324	172403	0	0	0
Local Pass Sales	0	0	0	0	0	0	0	0	0	0	0
Return Pass Sales	0	0	0	0	0	0	0	0	0	0	0
Double User Fee (FASTag Lane Violation) (Note-6)	304	28764	3	990	7	1080	4	2132	0	0	0
1.25 times User Fee via UPI (FASTag Lane Violation) (Note-9)	256	15099	13	2681	19	1971	4	1775	0	0	0

Traffic and Revenue Receivable (Annual Pass - Note 7)		
Transaction Type	Car/Jeep Count	Total Car/ Jeep Amount (in Rs.)
1	2	3
Annual Pass	608	33123

Total Non-Tollable Traffic Count Entry Details (Note-2)						
Transaction Type	Car/Jeep Count	Bus/Truck Count	LCV Count	MAV (Multi Axle Vehicle Count)	Three Axle Count	
1	2	3	5	6	7	
Reuse & Exit	2312	370	380	337		0
Exemption & Violation	5524	282	116	336		0



Notes

1. Fee for Fastag vehicles passing two toll plazas, is collected at two plazas in few cases and therefore section wise traffic details will not be available at one plaza for same.
2. All Non-tollable traffic could not be recorded/reported due to unavailability of adequate Lanes & systems. Non-Tollable count includes Reuse of daily/return/monthly pass, exit trips, exemption and violations.
3. Reporting (FASTag/Cash/Card) - 12:00:00 AM to 11:59:59 PM.
4. Fastag Collection is net of Acquiring Bank Charges
5. FASTag Debit Adjustment/Chargeback Received from Bank (Net)
6. Double user fee (from cash vehicles entering dedicated Fastag lane) collected from vehicles are reported separately (count and revenue). These are included in vehicle category wise count and revenue.
7. Annual FASTag pass w.e.f. 15 August 2025 as per directions of MPEL vide letter no MPEL/DIC/2025/676 dated August 14, 2025.
8. Annual Pass Toll Revenue receivable (as given in the table above) is not included in the column 'Fee Collected'.
9. '1.25' times User Fee via UPI for vehicles without a valid FASTag w.e.f. 15 November 2025 as per directions of MPEL vide letter no MPEL/02/DIC/968 dated 10 November 2025.

MONTHLY/DAILY FEE STATEMENT

Project Highway: National Highway NH-48

Day/Month: 23-Dec-2025

Sr. No.	Name of Toll Plaza Location	Chainage
1	National Highway NH-48 (from Km. 20+400 to 131+200) Varsoli	60+050

Type of Vehicle	For corresponding day/month of previous year 23-Dec-2024		For preceding day/month 22-Dec-2025		For the day/month reported upon 23-Dec-2025		
	No. of Vehicles	Fee collected (in lakh Rs.)	No. of Vehicles	Fee collected (in lakh Rs.)	Fee per Vehicle (in Rs.)	No. of Vehicles	Fee collected (in lakh Rs.)
1	2	3	4	5	6	7	8
A-Car (Note-7)	8643	505868	7127	409492	Note-1	7601	440896
B-LCV	1031	99233	1107	108708		1358	131011
C-Bus	1258	237976	1285	241679		1545	287549
D-Truck	0	0	0	0		0	0
E-Three-axle vehicle	0	0	0	0		0	0
F-Multi-axle Truck	2992	1143842	2783	1047256		3511	1368960
G-Oversized vehicle	0	0	0	0		0	0
FASTag Debit Adjustment/ Chargeback Received from Bank (Net) (Note-5)	0	1562	0	2208	Note-5	0	-610
H- Total	13924	1988481	12302	1809344		14015	2227806

Day/Month wise Opening Balance of Toll Collection & Traffic

Day	23										
Month	12										
Year	2025										
Toll Depositing Bank	State Bank Of India										
Bank Account No.	39177623786										
Transaction Type	Car/Jeep Count	Total Car/ Jeep Amount (in Rs.)	Bus/Truck Count	Total Bus / Truck Amount (in Rs.)	LCV Count	Total LCV Amount (in Rs.)	MAV (Multi Axle Vehicle Count)	Total MAV (Multi Axle Vehicle) Amount (in Rs.)	Three Axle Count	Three Axle Count Amount (in Rs.)	FASTag Debit Adjustment/ Chargeback Received from Bank (Net) Note-5
1	2	3	4	5	8	9	10	11	12	13	
Single Journey	4363	206465	1161	192076	936	78165	2996	1062059	0	0	-610
Monthly Pass Sales	0	0	0	0	0	0	7	37380	0	0	0
Daily Pass Sales	2554	180457	364	90358	408	50958	486	258515	0	0	0
Local Pass Sales	0	0	0	0	0	0	0	0	0	0	0
Return Pass Sales	0	0	0	0	0	0	0	0	0	0	0
Double User Fee (FASTag Lane Violation) (Note-6)	378	35938	8	2640	7	1162	3	2130	0	0	0
1.25 times User Fee via UPI (FASTag Lane Violation) (Note-9)	306	18036	12	2475	7	726	19	8875	0	0	0

Traffic and Revenue Receivable (Annual Pass - Note 7)		
Transaction Type	Car/Jeep Count	Total Car/ Jeep Amount (in Rs.)
1	2	3
Annual Pass	590	32404

Total Non-Tollable Traffic Count Entry Details (Note-2)						
Transaction Type	Car/Jeep Count	Bus/Truck Count	LCV Count	MAV (Multi Axle Vehicle Count)	Three Axle Count	
1	2	3	5	6	7	
Reuse & Exit	2716	399	435	502		0
Exemption & Violation	5706	284	130	329		0



Notes

1. Fee for Fastag vehicles passing two toll plazas, is collected at two plazas in few cases and therefore section wise traffic details will not be available at one plaza for same.
2. All Non-tollable traffic could not be recorded/reported due to unavailability of adequate Lanes & systems. Non-Tollable count includes Reuse of daily/return/monthly pass, exit trips, exemption and violations.
3. Reporting (FASTag/Cash/Card) - 12:00:00 AM to 11:59:59 PM.
4. Fastag Collection is net of Acquiring Bank Charges
5. FASTag Debit Adjustment/Chargeback Received from Bank (Net)
6. Double user fee (from cash vehicles entering dedicated Fastag lane) collected from vehicles are reported separately (count and revenue). These are included in vehicle category wise count and revenue.
7. Annual FASTag pass w.e.f. 15 August 2025 as per directions of MPEL vide letter no MPEL/DIC/2025/676 dated August 14, 2025.
8. Annual Pass Toll Revenue receivable (as given in the table above) is not included in the column 'Fee Collected'.
9. '1.25' times User Fee via UPI for vehicles without a valid FASTag w.e.f. 15 November 2025 as per directions of MPEL vide letter no MPEL/02/DIC/968 dated 10 November 2025.

MONTHLY/DAILY FEE STATEMENT

Project Highway: National Highway NH-48

Day/Month: 24-Dec-2025

Sr. No.	Name of Toll Plaza Location	Chainage
1	Varsoli National Highway NH-48 (from Km. 20+400 to 131+200)	60+050

Type of Vehicle	For corresponding day/month of previous year 24-Dec-2024		For preceding day/month 23-Dec-2025		For the day/month reported upon 24-Dec-2025		
	No. of Vehicles	Fee collected (in lakh Rs.)	No. of Vehicles	Fee collected (in lakh Rs.)	Fee per Vehicle (in Rs.)	No. of Vehicles	Fee collected (in lakh Rs.)
1	2	3	4	5	6	7	8
A-Car (Note-7)	9322	555594	7601	440896	Note-1	8581	489882
B-LCV	1194	116400	1358	131011		1417	138991
C-Bus	1430	266834	1545	287549		1723	328910
D-Truck	0	0	0	0		0	0
E-Three-axle vehicle	0	0	0	0		0	0
F-Multi-axle Truck	3654	1402631	3511	1368960		3534	1339738
G-Oversized vehicle	0	0	0	0		0	0
FASTag Debit Adjustment/ Chargeback Received from Bank (Net) (Note-5)	0	671	0	-610	Note-5	0	1728
H- Total	15600	2342130	14015	2227806		15255	2299249

Day/Month wise Opening Balance of Toll Collection & Traffic

Day	24
Month	12
Year	2025
Toll Depositing Bank	State Bank Of India
Bank Account No.	39177623786

Transaction Type	Car/Jeep Count	Total Car/ Jeep Amount (in Rs.)	Bus/Truck Count	Total Bus / Truck Amount (in Rs.)	LCV Count	Total LCV Amount (in Rs.)	MAV (Multi Axle Vehicle Count)	Total MAV (Multi Axle Vehicle) Amount (in Rs.)	Three Axle Count	Three Axle Count Amount (in Rs.)	FASTag Debit Adjustment/ Chargeback Received from Bank (Net) Note-5
1	2	3	4	5	8	9	10	11	12	13	
Single Journey	5260	250920	1222	202574	933	78811	3046	1080491	0	0	1728
Monthly Pass Sales	0	0	0	0	0	0	0	0	0	0	0
Daily Pass Sales	2643	186451	447	110823	464	57875	465	247174	0	0	0
Local Pass Sales	0	0	0	0	0	0	0	0	0	0	0
Return Pass Sales	0	0	0	0	0	0	0	0	0	0	0
Double User Fee (FASTag Lane Violation) (Note-6)	357	33652	34	11388	5	748	11	6748	0	0	0
1.25 times User Fee via UPI (FASTag Lane Violation) (Note-9)	321	18859	20	4125	15	1556	12	5325	0	0	0

Traffic and Revenue Receivable (Annual Pass - Note 7)		
Transaction Type	Car/Jeep Count	Total Car/ Jeep Amount (in Rs.)
1	2	3
Annual Pass	700	37879

Total Non-Tollable Traffic Count Entry Details (Note-2)						
Transaction Type	Car/Jeep Count	Bus/Truck Count	LCV Count	MAV (Multi Axle Vehicle Count)	Three Axle Count	
1	2	3	5	6	7	
Reuse & Exit	2886	491	509	489		0
Exemption & Violation	5383	304	118	281		0



Notes

1. Fee for Fastag vehicles passing two toll plazas, is collected at two plazas in few cases and therefore section wise traffic details will not be available at one plaza for same.
2. All Non-tollable traffic could not be recorded/reported due to unavailability of adequate Lanes & systems. Non-Tollable count includes Reuse of daily/return/monthly pass, exit trips, exemption and violations.
3. Reporting (FASTag/Cash/Card) - 12:00:00 AM to 11:59:59 PM.
4. Fastag Collection is net of Acquiring Bank Charges
5. FASTag Debit Adjustment/Chargeback Received from Bank (Net)
6. Double user fee (from cash vehicles entering dedicated Fastag lane) collected from vehicles are reported separately (count and revenue). These are included in vehicle category wise count and revenue.
7. Annual FASTag pass w.e.f. 15 August 2025 as per directions of MPEL vide letter no MPEL/DIC/2025/676 dated August 14, 2025.
8. Annual Pass Toll Revenue receivable (as given in the table above) is not included in the column 'Fee Collected'.
9. '1.25' times User Fee via UPI for vehicles without a valid FASTag w.e.f. 15 November 2025 as per directions of MPEL vide letter no MPEL/02/DIC/968 dated 10 November 2025.

MONTHLY/DAILY FEE STATEMENT

Project Highway: National Highway NH-48

Day/Month: 25-Dec-2025

Sr. No.	Name of Toll Plaza Location	Chainage
National Highway NH-48 (from Km. 20+400 to 131+200)		
1	Varsoli	60+050

Type of Vehicle	For corresponding day/month of previous year		For preceding day/month		For the day/month reported upon		
	25-Dec-2024		24-Dec-2025		25-Dec-2025		
	No. of Vehicles	Fee collected (in lakh Rs.)	No. of Vehicles	Fee collected (in lakh Rs.)	Fee per Vehicle (in Rs.)	No. of Vehicles	Fee collected (in lakh Rs.)
1	2	3	4	5	6	7	8
A-Car (Note-7)	11294	667141	8581	489882		10216	582144
B-LCV	1076	101920	1417	138991		1264	120099
C-Bus	1369	255037	1723	328910		1496	276677
D-Truck	0	0	0	0	Note-1	0	0
E-Three-axle vehicle	0	0	0	0		0	0
F-Multi-axle Truck	3357	1271039	3534	1339738		3328	1242479
G-Oversized vehicle	0	0	0	0		0	0
FASTag Debit Adjustment/ Chargeback Received from Bank (Net) (Note-5)	0	-83	0	1728	Note-5	0	0
H- Total	17096	2295055	15255	2299249		16304	2221399

Day/Month wise Opening Balance of Toll Collection & Traffic

Day	25
Month	12
Year	2025
Toll Depositing Bank	State Bank Of India
Bank Account No.	39177623786

Transaction Type	Car/Jeep Count	Total Car/ Jeep Amount (in Rs.)	Bus/Truck Count	Total Bus / Truck Amount (in Rs.)	LCV Count	Total LCV Amount (in Rs.)	MAV (Multi Axle Vehicle Count)	Total MAV (Multi Axle Vehicle) Amount (in Rs.)	Three Axle Count	Three Axle Count Amount (in Rs.)	FASTag Debit Adjustment/ Chargeback Received from Bank (Net) Note-5
1	2	3	4	5	8	9	10	11	12	13	
Single Journey	6276	297774	1150	190529	928	78006	2975	1055445	0	0	0
Monthly Pass Sales	0	0	0	0	0	0	0	0	0	0	0
Daily Pass Sales	3123	220321	312	77566	325	40433	341	181261	0	0	0
Local Pass Sales	0	0	0	0	0	0	0	0	0	0	0
Return Pass Sales	0	0	0	0	0	0	0	0	0	0	0
Double User Fee (FASTag Lane Violation) (Note-6)	452	42488	14	4456	7	1246	7	3554	0	0	0
1.25 times User Fee via UPI (FASTag Lane Violation) (Note-9)	365	21561	20	4125	4	415	5	2219	0	0	0

Traffic and Revenue Receivable (Annual Pass - Note 7)		
Transaction Type	Car/Jeep Count	Total Car/ Jeep Amount (in Rs.)
1	2	3
Annual Pass	920	49325

Total Non-Tollable Traffic Count Entry Details (Note-2)						
Transaction Type	Car/Jeep Count	Bus/Truck Count	LCV Count	MAV (Multi Axle Vehicle Count)	Three Axle Count	
1	2	3	5	6	7	
Reuse & Exit	3380	345	352	355	0	0
Exemption & Violation	5844	283	117	285	0	0



Notes

1. Fee for Fastag vehicles passing two toll plazas, is collected at two plazas in few cases and therefore section wise traffic details will not be available at one plaza for same.
2. All Non-tollable traffic could not be recorded/reported due to unavailability of adequate Lanes & systems. Non-Tollable count includes Reuse of daily/return/monthly pass, exit trips, exemption and violations.
3. Reporting (FASTag/Cash/Card) - 12:00:00 AM to 11:59:59 PM.
4. Fastag Collection is net of Acquiring Bank Charges
5. FASTag Debit Adjustment/Chargeback Received from Bank (Net)
6. Double user fee (from cash vehicles entering dedicated Fastag lane) collected from vehicles are reported separately (count and revenue). These are included in vehicle category wise count and revenue.
7. Annual FASTag pass w.e.f. 15 August 2025 as per directions of MPEL vide letter no MPEL/DIC/2025/676 dated August 14, 2025.
8. Annual Pass Toll Revenue receivable (as given in the table above) is not included in the column 'Fee Collected'.
9. '1.25' times User Fee via UPI for vehicles without a valid FASTag w.e.f. 15 November 2025 as per directions of MPEL vide letter no MPEL/02/DIC/968 dated 10 November 2025.

MONTHLY/DAILY FEE STATEMENT

Project Highway: National Highway NH-48

Day/Month: 26-Dec-2025

Sr. No.	Name of Toll Plaza Location	Chainage
1	National Highway NH-48 (from Km. 20+400 to 131+200) Varsoli	60+050

Type of Vehicle	For corresponding day/month of previous year 26-Dec-2024		For preceding day/month 25-Dec-2025		For the day/month reported upon 26-Dec-2025		
	No. of Vehicles	Fee collected (in lakh Rs.)	No. of Vehicles	Fee collected (in lakh Rs.)	Fee per Vehicle (in Rs.)	No. of Vehicles	Fee collected (in lakh Rs.)
1	2	3	4	5	6	7	8
A-Car (Note-7)	9433	557564	10216	582144	Note-1	10210	584330
B-LCV	1098	106823	1264	120099		1251	120780
C-Bus	1356	254791	1496	276677		1470	269665
D-Truck	0	0	0	0		0	0
E-Three-axle vehicle	0	0	0	0		0	0
F-Multi-axle Truck	3292	1253743	3328	1242479		2981	1116564
G-Oversized vehicle	0	0	0	0		0	0
FASTag Debit Adjustment/ Chargeback Received from Bank (Net) (Note-5)	0	0	0	0	Note-5	0	1312
H- Total	15179	2172920	16304	2221399		15912	2092650

Day/Month wise Opening Balance of Toll Collection & Traffic

Day	26										
Month	12										
Year	2025										
Toll Depositing Bank	State Bank Of India										
Bank Account No.	39177623786										
Transaction Type	Car/Jeep Count	Total Car/ Jeep Amount (in Rs.)	Bus/Truck Count	Total Bus / Truck Amount (in Rs.)	LCV Count	Total LCV Amount (in Rs.)	MAV (Multi Axle Vehicle Count)	Total MAV (Multi Axle Vehicle) Amount (in Rs.)	Three Axle Count	Three Axle Count Amount (in Rs.)	FASTag Debit Adjustment/ Chargeback Received from Bank (Net) Note-5
1	2	3	4	5	8	9	10	11	12	13	
Single Journey	6225	294832	1162	192556	859	71450	2640	936970	0	0	1312
Monthly Pass Sales	0	0	0	0	0	0	0	0	0	0	0
Daily Pass Sales	3159	224696	291	72613	377	47482	329	174882	0	0	0
Local Pass Sales	0	0	0	0	0	0	0	0	0	0	0
Return Pass Sales	0	0	0	0	0	0	0	0	0	0	0
Double User Fee (FASTag Lane Violation) (Note-6)	455	42770	8	2640	6	914	7	2492	0	0	0
1.25 times User Fee via UPI (FASTag Lane Violation) (Note-9)	371	22031	9	1856	9	934	5	2219	0	0	0

Traffic and Revenue Receivable (Annual Pass - Note 7)		
Transaction Type	Car/Jeep Count	Total Car/ Jeep Amount (in Rs.)
1	2	3
Annual Pass	913	48496

Total Non-Tollable Traffic Count Entry Details (Note-2)					
Transaction Type	Car/Jeep Count	Bus/Truck Count	LCV Count	MAV (Multi Axle Vehicle Count)	Three Axle Count
1	2	3	5	6	7
Reuse & Exit	3497	334	411	338	0
Exemption & Violation	5703	292	141	292	0



Notes

1. Fee for Fastag vehicles passing two toll plazas, is collected at two plazas in few cases and therefore section wise traffic details will not be available at one plaza for same.
2. All Non-tollable traffic could not be recorded/reported due to unavailability of adequate Lanes & systems. Non-Tollable count includes Reuse of daily/return/monthly pass, exit trips, exemption and violations.
3. Reporting (FASTag/Cash/Card) - 12:00:00 AM to 11:59:59 PM.
4. Fastag Collection is net of Acquiring Bank Charges
5. FASTag Debit Adjustment/Chargeback Received from Bank (Net)
6. Double user fee (from cash vehicles entering dedicated Fastag lane) collected from vehicles are reported separately (count and revenue). These are included in vehicle category wise count and revenue.
7. Annual FASTag pass w.e.f. 15 August 2025 as per directions of MPEL vide letter no MPEL/DIC/2025/676 dated August 14, 2025.
8. Annual Pass Toll Revenue receivable (as given in the table above) is not included in the column 'Fee Collected'.
9. '1.25' times User Fee via UPI for vehicles without a valid FASTag w.e.f. 15 November 2025 as per directions of MPEL vide letter no MPEL/02/DIC/968 dated 10 November 2025.

MONTHLY/DAILY FEE STATEMENT

Project Highway: National Highway NH-48

Day/Month: 27-Dec-2025

Sr. No.	Name of Toll Plaza Location	Chainage
National Highway NH-48 (from Km. 20+400 to 131+200)		
1	Varsoli	60+050

Type of Vehicle	For corresponding day/month of previous year 27-Dec-2024		For preceding day/month 26-Dec-2025		For the day/month reported upon 27-Dec-2025		
	No. of Vehicles	Fee collected (in lakh Rs.)	No. of Vehicles	Fee collected (in lakh Rs.)	Fee per Vehicle (in Rs.)	No. of Vehicles	Fee collected (in lakh Rs.)
1	2	3	4	5	6	7	8
A-Car (Note-7)	10799	636854	10210	584330	Note-1	12229	689662
B-LCV	1195	115453	1251	120780		1367	131883
C-Bus	1473	276100	1470	269665		1558	289617
D-Truck	0	0	0	0		0	0
E-Three-axle vehicle	0	0	0	0		0	0
F-Multi-axle Truck	3664	1392060	2981	1116564		3382	1281462
G-Oversized vehicle	0	0	0	0		0	0
FASTag Debit Adjustment/ Chargeback Received from Bank (Net) (Note-5)	0	2209	0	1312	Note-5	0	1269
H- Total	17131	2422676	15912	2092650		18536	2393893

Day/Month wise Opening Balance of Toll Collection & Traffic

Day	27
Month	12
Year	2025
Toll Depositing Bank	State Bank Of India
Bank Account No.	39177623786

Transaction Type	Car/Jeep Count	Total Car/ Jeep Amount (in Rs.)	Bus/Truck Count	Total Bus / Truck Amount (in Rs.)	LCV Count	Total LCV Amount (in Rs.)	MAV (Multi Axle Vehicle Count)	Total MAV (Multi Axle Vehicle) Amount (in Rs.)	Three Axle Count	Three Axle Count Amount (in Rs.)	FASTag Debit Adjustment/ Chargeback Received from Bank (Net) Note-5
1	2	3	4	5	8	9	10	11	12	13	
Single Journey	7670	361359	1176	194432	943	78913	2918	1034890	0	0	1269
Monthly Pass Sales	0	0	0	0	0	0	0	0	0	0	0
Daily Pass Sales	3667	258425	359	88956	399	49630	445	236543	0	0	0
Local Pass Sales	0	0	0	0	0	0	0	0	0	0	0
Return Pass Sales	0	0	0	0	0	0	0	0	0	0	0
Double User Fee (FASTag Lane Violation) (Note-6)	494	46436	12	3960	12	1992	6	4260	0	0	0
1.25 times User Fee via UPI (FASTag Lane Violation) (Note-9)	398	23441	11	2269	13	1349	13	5769	0	0	0

Traffic and Revenue Receivable (Annual Pass - Note 7)		
Transaction Type	Car/Jeep Count	Total Car/ Jeep Amount (in Rs.)
1	2	3
Annual Pass	1033	55242

Total Non-Tollable Traffic Count Entry Details (Note-2)						
Transaction Type	Car/Jeep Count	Bus/Truck Count	LCV Count	MAV (Multi Axle Vehicle Count)	Three Axle Count	
1	2	3	5	6	7	
Reuse & Exit	4058	398	436	457	0	0
Exemption & Violation	5392	329	128	278	0	0



Notes

1. Fee for Fastag vehicles passing two toll plazas, is collected at two plazas in few cases and therefore section wise traffic details will not be available at one plaza for same.
2. All Non-tollable traffic could not be recorded/reported due to unavailability of adequate Lanes & systems. Non-Tollable count includes Reuse of daily/return/monthly pass, exit trips, exemption and violations.
3. Reporting (FASTag/Cash/Card) - 12:00:00 AM to 11:59:59 PM.
4. Fastag Collection is net of Acquiring Bank Charges
5. FASTag Debit Adjustment/Chargeback Received from Bank (Net)
6. Double user fee (from cash vehicles entering dedicated Fastag lane) collected from vehicles are reported separately (count and revenue). These are included in vehicle category wise count and revenue.
7. Annual FASTag pass w.e.f. 15 August 2025 as per directions of MPEL vide letter no MPEL/DIC/2025/676 dated August 14, 2025.
8. Annual Pass Toll Revenue receivable (as given in the table above) is not included in the column 'Fee Collected'.
9. '1.25' times User Fee via UPI for vehicles without a valid FASTag w.e.f. 15 November 2025 as per directions of MPEL vide letter no MPEL/02/DIC/968 dated 10 November 2025.

MONTHLY/DAILY FEE STATEMENT

Project Highway: National Highway NH-48

Day/Month: 28-Dec-2025

Sr. No.	Name of Toll Plaza Location	Chainage
1	Varsoli National Highway NH-48 (from Km. 20+400 to 131+200)	60+050

Type of Vehicle	For corresponding day/month of previous year 28-Dec-2024		For preceding day/month 27-Dec-2025		For the day/month reported upon 28-Dec-2025		
	No. of Vehicles	Fee collected (in lakh Rs.)	No. of Vehicles	Fee collected (in lakh Rs.)	Fee per Vehicle (in Rs.)	No. of Vehicles	Fee collected (in lakh Rs.)
1	2	3	4	5	6	7	8
A-Car (Note-7)	12851	750915	12229	689662	Note-1	12845	732478
B-LCV	1264	119111	1367	131883		1115	104936
C-Bus	1424	265462	1558	289617		1398	259285
D-Truck	0	0	0	0		0	0
E-Three-axle vehicle	0	0	0	0		0	0
F-Multi-axle Truck	3629	1366355	3382	1281462		2953	1085813
G-Oversized vehicle	0	0	0	0		0	0
FASTag Debit Adjustment/ Chargeback Received from Bank (Net) (Note-5)	0	0	0	1269	Note-5	0	-15
H- Total	19168	2501843	18536	2393893		18311	2182497

Day/Month wise Opening Balance of Toll Collection & Traffic

Day	28										
Month	12										
Year	2025										
Toll Depositing Bank	State Bank Of India										
Bank Account No.	39177623786										
Transaction Type	Car/Jeep Count	Total Car/ Jeep Amount (in Rs.)	Bus/Truck Count	Total Bus / Truck Amount (in Rs.)	LCV Count	Total LCV Amount (in Rs.)	MAV (Multi Axle Vehicle Count)	Total MAV (Multi Axle Vehicle) Amount (in Rs.)	Three Axle Count	Three Axle Count Amount (in Rs.)	FASTag Debit Adjustment/ Chargeback Received from Bank (Net)
1	2	3	4	5	8	9	10	11	12	13	Note-5
Single Journey	7888	373194	1068	176934	843	70795	2739	972408	0	0	-15
Monthly Pass Sales	0	0	0	0	0	0	0	0	0	0	0
Daily Pass Sales	3809	268621	293	72863	259	32356	207	110032	0	0	0
Local Pass Sales	0	0	0	0	0	0	0	0	0	0	0
Return Pass Sales	0	0	0	0	0	0	0	0	0	0	0
Double User Fee (FASTag Lane Violation) (Note-6)	642	60818	15	4950	7	1162	1	710	0	0	0
1.25 times User Fee via UPI (FASTag Lane Violation) (Note-9)	506	29845	22	4538	6	623	6	2663	0	0	0

Traffic and Revenue Receivable (Annual Pass - Note 7)		
Transaction Type	Car/Jeep Count	Total Car/ Jeep Amount (in Rs.)
1	2	3
Annual Pass	1011	54468

Total Non-Tollable Traffic Count Entry Details (Note-2)						
Transaction Type	Car/Jeep Count	Bus/Truck Count	LCV Count	MAV (Multi Axle Vehicle Count)	Three Axle Count	
1	2	3	5	6	7	
Reuse & Exit	4150	328	296	209		0
Exemption & Violation	5538	263	123	144		0



Notes

1. Fee for Fastag vehicles passing two toll plazas, is collected at two plazas in few cases and therefore section wise traffic details will not be available at one plaza for same.
2. All Non-tollable traffic could not be recorded/reported due to unavailability of adequate Lanes & systems. Non-Tollable count includes Reuse of daily/return/monthly pass, exit trips, exemption and violations.
3. Reporting (FASTag/Cash/Card) - 12:00:00 AM to 11:59:59 PM.
4. Fastag Collection is net of Acquiring Bank Charges
5. FASTag Debit Adjustment/Chargeback Received from Bank (Net)
6. Double user fee (from cash vehicles entering dedicated Fastag lane) collected from vehicles are reported separately (count and revenue). These are included in vehicle category wise count and revenue.
7. Annual FASTag pass w.e.f. 15 August 2025 as per directions of MPEL vide letter no MPEL/DIC/2025/676 dated August 14, 2025.
8. Annual Pass Toll Revenue receivable (as given in the table above) is not included in the column 'Fee Collected'.
9. '1.25' times User Fee via UPI for vehicles without a valid FASTag w.e.f. 15 November 2025 as per directions of MPEL vide letter no MPEL/02/DIC/968 dated 10 November 2025.

MONTHLY/DAILY FEE STATEMENT

Project Highway: National Highway NH-48

Day/Month: 29-Dec-2025

Sr. No.	Name of Toll Plaza Location	Chainage
1	Varsoli National Highway NH-48 (from Km. 20+400 to 131+200)	60+050

Type of Vehicle	For corresponding day/month of previous year 29-Dec-2024		For preceding day/month 28-Dec-2025		For the day/month reported upon 29-Dec-2025		
	No. of Vehicles	Fee collected (in lakh Rs.)	No. of Vehicles	Fee collected (in lakh Rs.)	Fee per Vehicle (in Rs.)	No. of Vehicles	Fee collected (in lakh Rs.)
1	2	3	4	5	6	7	8
A-Car (Note-7)	13694	809145	12845	732478	Note-1	8968	508602
B-LCV	912	86633	1115	104936		1064	102993
C-Bus	1222	227627	1398	259285		1300	241314
D-Truck	0	0	0	0		0	0
E-Three-axle vehicle	0	0	0	0		0	0
F-Multi-axle Truck	3208	1189974	2953	1085813		2988	1126827
G-Oversized vehicle	0	0	0	0		0	0
FASTag Debit Adjustment/ Chargeback Received from Bank (Net) (Note-5)	0	0	0	-15	Note-5	0	1722
H- Total	19036	2313379	18311	2182497		14320	1981458

Day/Month wise Opening Balance of Toll Collection & Traffic

Day	29
Month	12
Year	2025
Toll Depositing Bank	State Bank Of India
Bank Account No.	39177623786

Transaction Type	Car/Jeep Count	Total Car/ Jeep Amount (in Rs.)	Bus/Truck Count	Total Bus / Truck Amount (in Rs.)	LCV Count	Total LCV Amount (in Rs.)	MAV (Multi Axle Vehicle Count)	Total MAV (Multi Axle Vehicle) Amount (in Rs.)	Three Axle Count	Three Axle Count Amount (in Rs.)	FASTag Debit Adjustment/ Chargeback Received from Bank (Net)
1	2	3	4	5	8	9	10	11	12	13	Note-5
Single Journey	5573	263619	988	163626	715	59631	2606	924562	0	0	1722
Monthly Pass Sales	0	0	0	0	0	0	0	0	0	0	0
Daily Pass Sales	2682	191239	286	71375	327	41017	374	198802	0	0	0
Local Pass Sales	0	0	0	0	0	0	0	0	0	0	0
Return Pass Sales	0	0	0	0	0	0	0	0	0	0	0
Double User Fee (FASTag Lane Violation) (Note-6)	327	30832	9	2806	1	166	1	356	0	0	0
1.25 times User Fee via UPI (FASTag Lane Violation) (Note-9)	386	22913	17	3506	21	2179	7	3106	0	0	0

Traffic and Revenue Receivable (Annual Pass - Note 7)		
Transaction Type	Car/Jeep Count	Total Car/ Jeep Amount (in Rs.)
1	2	3
Annual Pass	870	46837

Total Non-Tollable Traffic Count Entry Details (Note-2)						
Transaction Type	Car/Jeep Count	Bus/Truck Count	LCV Count	MAV (Multi Axle Vehicle Count)	Three Axle Count	
1	2	3	5	6	7	
Reuse & Exit	2975	321	351	382		0
Exemption & Violation	6690	323	122	263		0



Notes

1. Fee for Fastag vehicles passing two toll plazas, is collected at two plazas in few cases and therefore section wise traffic details will not be available at one plaza for same.
2. All Non-tollable traffic could not be recorded/reported due to unavailability of adequate Lanes & systems. Non-Tollable count includes Reuse of daily/return/monthly pass, exit trips, exemption and violations.
3. Reporting (FASTag/Cash/Card) - 12:00:00 AM to 11:59:59 PM.
4. Fastag Collection is net of Acquiring Bank Charges
5. FASTag Debit Adjustment/Chargeback Received from Bank (Net)
6. Double user fee (from cash vehicles entering dedicated Fastag lane) collected from vehicles are reported separately (count and revenue). These are included in vehicle category wise count and revenue.
7. Annual FASTag pass w.e.f. 15 August 2025 as per directions of MPEL vide letter no MPEL/DIC/2025/676 dated August 14, 2025.
8. Annual Pass Toll Revenue receivable (as given in the table above) is not included in the column 'Fee Collected'.
9. '1.25' times User Fee via UPI for vehicles without a valid FASTag w.e.f. 15 November 2025 as per directions of MPEL vide letter no MPEL/02/DIC/968 dated 10 November 2025.

MONTHLY/DAILY FEE STATEMENT

Project Highway: National Highway NH-48

Day/Month: 30-Dec-2025

Sr. No.	Name of Toll Plaza Location	Chainage
1	National Highway NH-48 (from Km. 20+400 to 131+200) Varsoli	60+050

Type of Vehicle	For corresponding day/month of previous year 30-Dec-2024		For preceding day/month 29-Dec-2025		For the day/month reported upon 30-Dec-2025		
	No. of Vehicles	Fee collected (in lakh Rs.)	No. of Vehicles	Fee collected (in lakh Rs.)	Fee per Vehicle (in Rs.)	No. of Vehicles	Fee collected (in lakh Rs.)
1	2	3	4	5	6	7	8
A-Car (Note-7)	9781	574564	8968	508602	Note-1	9400	543578
B-LCV	945	91743	1064	102993		1263	122575
C-Bus	1208	226821	1300	241314		1341	250993
D-Truck	0	0	0	0		0	0
E-Three-axle vehicle	0	0	0	0		0	0
F-Multi-axle Truck	2863	1072800	2988	1126827		3284	1238103
G-Oversized vehicle	0	0	0	0		0	0
FASTag Debit Adjustment/ Chargeback Received from Bank (Net) (Note-5)	0	2382	0	1722	Note-5	0	1251
H- Total	14797	1968310	14320	1981458		15288	2156500

Day/Month wise Opening Balance of Toll Collection & Traffic

Day	30										
Month	12										
Year	2025										
Toll Depositing Bank	State Bank Of India										
Bank Account No.	39177623786										
Transaction Type	Car/Jeep Count	Total Car/ Jeep Amount (in Rs.)	Bus/Truck Count	Total Bus / Truck Amount (in Rs.)	LCV Count	Total LCV Amount (in Rs.)	MAV (Multi Axle Vehicle Count)	Total MAV (Multi Axle Vehicle) Amount (in Rs.)	Three Axle Count	Three Axle Count Amount (in Rs.)	FASTag Debit Adjustment/ Chargeback Received from Bank (Net) Note-5
1	2	3	4	5	8	9	10	11	12	13	
Single Journey	5484	259887	1001	166580	862	71727	2867	1017055	0	0	1251
Monthly Pass Sales	1	719	0	0	0	0	0	0	0	0	0
Daily Pass Sales	3102	221942	325	80948	375	47653	408	217054	0	0	0
Local Pass Sales	0	0	0	0	0	0	0	0	0	0	0
Return Pass Sales	0	0	0	0	0	0	0	0	0	0	0
Double User Fee (FASTag Lane Violation) (Note-6)	373	35062	3	990	8	1328	0	0	0	0	0
1.25 times User Fee via UPI (FASTag Lane Violation) (Note-9)	440	25968	12	2475	18	1868	9	3994	0	0	0

Traffic and Revenue Receivable (Annual Pass - Note 7)		
Transaction Type	Car/Jeep Count	Total Car/ Jeep Amount (in Rs.)
1	2	3
Annual Pass	808	43961

Total Non-Tollable Traffic Count Entry Details (Note-2)						
Transaction Type	Car/Jeep Count	Bus/Truck Count	LCV Count	MAV (Multi Axle Vehicle Count)	Three Axle Count	
1	2	3	5	6	7	
Reuse & Exit	3457	356	404	430		0
Exemption & Violation	6971	360	171	251		0



Notes

1. Fee for Fastag vehicles passing two toll plazas, is collected at two plazas in few cases and therefore section wise traffic details will not be available at one plaza for same.
2. All Non-tollable traffic could not be recorded/reported due to unavailability of adequate Lanes & systems. Non-Tollable count includes Reuse of daily/return/monthly pass, exit trips, exemption and violations.
3. Reporting (FASTag/Cash/Card) - 12:00:00 AM to 11:59:59 PM.
4. Fastag Collection is net of Acquiring Bank Charges
5. FASTag Debit Adjustment/Chargeback Received from Bank (Net)
6. Double user fee (from cash vehicles entering dedicated Fastag lane) collected from vehicles are reported separately (count and revenue). These are included in vehicle category wise count and revenue.
7. Annual FASTag pass w.e.f. 15 August 2025 as per directions of MPEL vide letter no MPEL/DIC/2025/676 dated August 14, 2025.
8. Annual Pass Toll Revenue receivable (as given in the table above) is not included in the column 'Fee Collected'.
9. '1.25' times User Fee via UPI for vehicles without a valid FASTag w.e.f. 15 November 2025 as per directions of MPEL vide letter no MPEL/02/DIC/968 dated 10 November 2025.

MONTHLY/DAILY FEE STATEMENT

Project Highway: National Highway NH-48

Day/Month: 31-Dec-2025

Sr. No.	Name of Toll Plaza Location	Chainage
1	Varsoli National Highway NH-48 (from Km. 20+400 to 131+200)	60+050

Type of Vehicle	For corresponding day/month of previous year 31-Dec-2024		For preceding day/month 30-Dec-2025		For the day/month reported upon 31-Dec-2025		
	No. of Vehicles	Fee collected (in lakh Rs.)	No. of Vehicles	Fee collected (in lakh Rs.)	Fee per Vehicle (in Rs.)	No. of Vehicles	Fee collected (in lakh Rs.)
1	2	3	4	5	6	7	8
A-Car (Note-7)	6559	415643	9400	543578	Note-1	9232	526184
B-LCV	887	86557	1263	122575		1161	114492
C-Bus	1046	196807	1341	250993		1301	239740
D-Truck	0	0	0	0		0	0
E-Three-axle vehicle	0	0	0	0		0	0
F-Multi-axle Truck	2640	999695	3284	1238103		3021	1125744
G-Oversized vehicle	0	0	0	0		0	0
FASTag Debit Adjustment/ Chargeback Received from Bank (Net) (Note-5)	0	656	0	1251	Note-5	0	1360
H- Total	11132	1699357	15288	2156500		14715	2007519

Day/Month wise Opening Balance of Toll Collection & Traffic

Day	31										
Month	12										
Year	2025										
Toll Depositing Bank	State Bank Of India										
Bank Account No.	39177623786										
Transaction Type	Car/Jeep Count	Total Car/ Jeep Amount (in Rs.)	Bus/Truck Count	Total Bus / Truck Amount (in Rs.)	LCV Count	Total LCV Amount (in Rs.)	MAV (Multi Axle Vehicle Count)	Total MAV (Multi Axle Vehicle) Amount (in Rs.)	Three Axle Count	Three Axle Count Amount (in Rs.)	FASTag Debit Adjustment/ Chargeback Received from Bank (Net) Note-5
1	2	3	4	5	8	9	10	11	12	13	
Single Journey	5671	268775	1016	169107	802	67259	2707	959878	0	0	1360
Monthly Pass Sales	0	0	0	0	1	2486	0	0	0	0	0
Daily Pass Sales	2759	195086	262	65270	335	41759	292	155393	0	0	0
Local Pass Sales	0	0	0	0	0	0	0	0	0	0	0
Return Pass Sales	0	0	0	0	0	0	0	0	0	0	0
Double User Fee (FASTag Lane Violation) (Note-6)	421	39762	5	1650	7	1328	4	2486	0	0	0
1.25 times User Fee via UPI (FASTag Lane Violation) (Note-9)	381	22560	18	3713	16	1660	18	7988	0	0	0

Traffic and Revenue Receivable (Annual Pass - Note 7)		
Transaction Type	Car/Jeep Count	Total Car/ Jeep Amount (in Rs.)
1	2	3
Annual Pass	823	43630

Total Non-Tollable Traffic Count Entry Details (Note-2)						
Transaction Type	Car/Jeep Count	Bus/Truck Count	LCV Count	MAV (Multi Axle Vehicle Count)	Three Axle Count	
1	2	3	5	6	7	
Reuse & Exit	3177	289	377	303		0
Exemption & Violation	6793	372	116	203		0



Notes

1. Fee for Fastag vehicles passing two toll plazas, is collected at two plazas in few cases and therefore section wise traffic details will not be available at one plaza for same.
2. All Non-tollable traffic could not be recorded/reported due to unavailability of adequate Lanes & systems. Non-Tollable count includes Reuse of daily/return/monthly pass, exit trips, exemption and violations.
3. Reporting (FASTag/Cash/Card) - 12:00:00 AM to 11:59:59 PM.
4. Fastag Collection is net of Acquiring Bank Charges
5. FASTag Debit Adjustment/Chargeback Received from Bank (Net)
6. Double user fee (from cash vehicles entering dedicated Fastag lane) collected from vehicles are reported separately (count and revenue). These are included in vehicle category wise count and revenue.
7. Annual FASTag pass w.e.f. 15 August 2025 as per directions of MPEL vide letter no MPEL/DIC/2025/676 dated August 14, 2025.
8. Annual Pass Toll Revenue receivable (as given in the table above) is not included in the column 'Fee Collected'.
9. '1.25' times User Fee via UPI for vehicles without a valid FASTag w.e.f. 15 November 2025 as per directions of MPEL vide letter no MPEL/02/DIC/968 dated 10 November 2025.

MONTHLY/DAILY FEE STATEMENT

Project Highway: National Highway NH-48

Day/Month: 01-Dec-2025

Sr. No.	Name of Toll Plaza Location	Chainage
1	Shedung National Highway NH-48 (From Km. 20+400 to 131+200)	103+350

Type of Vehicle	For corresponding day/month of previous year 1-Dec-2024		For preceding day/month 30-Nov-2025		For the day/month reported upon 1-Dec-2025		
	No. of Vehicles	Fee collected (in lakh Rs.)	No. of Vehicles	Fee collected (in lakh Rs.)	Fee per Vehicle (in Rs.)	No. of Vehicles	Fee collected (in lakh Rs.)
1	2	3	4	5	6	7	8
A-Car (Note-7)	14934	945865	16137	937281	Note-1	11910	742413
B-LCV	799	83263	854	110385		1122	122675
C-Bus	937	191642	984	235277		1164	237710
D-Truck	0	0	0	0		0	0
E-Three-axle vehicle	0	0	0	0		0	0
F-Multi-axle Truck	1328	526401	1514	604387		1605	639769
G-Oversized vehicle	0	0	0	0		0	0
FASTag Debit Adjustment/ Chargeback Received from Bank (Net) (Note-5)	0	428	0	2610	Note-5	0	1215
H- Total	17998	1747599	19489	1889940		15801	1743781

Day/Month wise Opening Balance of Toll Collection & Traffic

Day	1										
Month	12										
Year	2025										
Toll Depositing Bank	State Bank Of India										
Bank Account No.	39177623786										
Transaction Type	Car/Jeep Count	Total Car/ Jeep Amount (in Rs.)	Bus/Truck Count	Total Bus / Truck Amount (in Rs.)	LCV Count	Total LCV Amount (in Rs.)	MAV (Multi Axle Vehicle Count)	Total MAV (Multi Axle Vehicle) Amount (in Rs.)	Three Axle Count	Three Axle Count Amount (in Rs.)	FASTag Debit Adjustment/ Chargeback Received from Bank (Net)
1	2	3	4	5	8	9	10	11	12	13	Note-5
Single Journey	6660	278747	671	114012	726	62477	1266	460160	0	0	1215
Monthly Pass Sales	134	95561	0	0	5	11200	0	0	0	0	0
Daily Pass Sales	4005	283447	450	111117	376	46881	314	165586	0	0	0
Local Pass Sales	0	0	0	0	0	0	0	0	0	0	0
Return Pass Sales	0	0	0	0	0	0	0	0	0	0	0
Double User Fee (FASTag Lane Violation) (Note-6)	550	51700	30	9900	9	1494	11	7810	0	0	0
1.25 times User Fee via UPI (FASTag Lane Violation) (Note-9)	561	32959	13	2681	6	623	14	6213	0	0	0

Traffic and Revenue Receivable (Annual Pass - Note 7)		
Transaction Type	Car/Jeep Count	Total Car/ Jeep Amount (in Rs.)
1	2	3
Annual Pass	1047	57835

Total Non-Tollable Traffic Count Entry Details (Note-2)						
Transaction Type	Car/Jeep Count	Bus/Truck Count	LCV Count	MAV (Multi Axle Vehicle Count)	Three Axle Count	
1	2	3	5	6	7	
Reuse & Exit	4732	678	469	404	0	
Exemption & Violation	5218	207	61	168	0	

Notes

1. Fee for Fastag vehicles passing two toll plazas, is collected at two plazas in few cases and therefore section wise traffic details will not be available at one plaza for same.
2. All Non-tollable traffic could not be recorded/reported due to unavailability of adequate Lanes & systems. Non-Tollable count includes Reuse of daily/return/monthly pass, exit trips, exemption and violations.
3. Reporting (FASTag/Cash/Card) - 12:00:00 AM to 11:59:59 PM.
4. Fastag Collection is net of Acquiring Bank Charges
5. FASTag Debit Adjustment/Chargeback Received from Bank (Net)
6. Double user fee (from cash vehicles entering dedicated Fastag lane) collected from vehicles are reported separately (count and revenue). These are included in vehicle category wise count and revenue.
7. Annual FASTag pass w.e.f. 15 August 2025 as per directions of MPEL vide letter no MPEL/DIC/2025/676 dated August 14, 2025.
8. Annual Pass Toll Revenue receivable (as given in the table above) is not included in the column 'Fee Collected'.
9. '1.25' times User Fee via UPI for vehicles without a valid FASTag w.e.f. 15 November 2025 as per directions of MPEL vide letter no MPEL/02/DIC/968 dated 10 November 2025.



MONTHLY/DAILY FEE STATEMENT

Project Highway: National Highway NH-48

Day/Month: 02-Dec-2025

Sr. No.	Name of Toll Plaza Location	Chainage
1	Shedung National Highway NH-48 (From Km. 20+400 to 131+200)	103+350

Type of Vehicle	For corresponding day/month of previous year 2-Dec-2024		For preceding day/month 1-Dec-2025		For the day/month reported upon 2-Dec-2025		
	No. of Vehicles	Fee collected (in lakh Rs.)	No. of Vehicles	Fee collected (in lakh Rs.)	Fee per Vehicle (in Rs.)	No. of Vehicles	Fee collected (in lakh Rs.)
1	2	3	4	5	6	7	8
A-Car (Note-7)	10256	648629	11910	742413	Note-1	11235	650040
B-LCV	1015	102297	1122	122675		1175	116018
C-Bus	1154	239170	1164	237710		1142	233431
D-Truck	0	0	0	0		0	0
E-Three-axle vehicle	0	0	0	0		0	0
F-Multi-axle Truck	1500	605531	1605	639769		1694	682396
G-Oversized vehicle	0	0	0	0		0	0
FASTag Debit Adjustment/ Chargeback Received from Bank (Net) (Note-5)	0	0	0	1215	Note-5	0	1007
H- Total	13925	1595627	15801	1743781		15246	1682893

Day/Month wise Opening Balance of Toll Collection & Traffic

Day	2										
Month	12										
Year	2025										
Toll Depositing Bank	State Bank Of India										
Bank Account No.	39177623786										
Transaction Type	Car/Jeep Count	Total Car/ Jeep Amount (in Rs.)	Bus/Truck Count	Total Bus / Truck Amount (in Rs.)	LCV Count	Total LCV Amount (in Rs.)	MAV (Multi Axle Vehicle Count)	Total MAV (Multi Axle Vehicle) Amount (in Rs.)	Three Axle Count	Three Axle Count Amount (in Rs.)	FASTag Debit Adjustment/ Chargeback Received from Bank (Net)
1	2	3	4	5	8	9	10	11	12	13	Note-5
Single Journey	5730	235879	684	115107	766	64595	1288	466650	0	0	1007
Monthly Pass Sales	27	18807	1	4941	0	0	0	0	0	0	0
Daily Pass Sales	4370	309673	433	107071	383	47854	391	206694	0	0	0
Local Pass Sales	0	0	0	0	0	0	0	0	0	0	0
Return Pass Sales	0	0	0	0	0	0	0	0	0	0	0
Double User Fee (FASTag Lane Violation) (Note-6)	584	54896	11	3630	14	2324	9	6390	0	0	0
1.25 times User Fee via UPI (FASTag Lane Violation) (Note-9)	524	30785	13	2681	12	1245	6	2663	0	0	0

Traffic and Revenue Receivable (Annual Pass - Note 7)		
Transaction Type	Car/Jeep Count	Total Car/ Jeep Amount (in Rs.)
1	2	3
Annual Pass	975	53716

Total Non-Tollable Traffic Count Entry Details (Note-2)					
Transaction Type	Car/Jeep Count	Bus/Truck Count	LCV Count	MAV (Multi Axle Vehicle Count)	Three Axle Count
1	2	3	5	6	7
Reuse & Exit	5126	668	479	471	0
Exemption & Violation	5255	215	55	125	0

Notes

1. Fee for Fastag vehicles passing two toll plazas, is collected at two plazas in few cases and therefore section wise traffic details will not be available at one plaza for same.
2. All Non-tollable traffic could not be recorded/reported due to unavailability of adequate Lanes & systems. Non-Tollable count includes Reuse of daily/return/monthly pass, exit trips, exemption and violations.
3. Reporting (FASTag/Cash/Card) - 12:00:00 AM to 11:59:59 PM.
4. Fastag Collection is net of Acquiring Bank Charges
5. FASTag Debit Adjustment/Chargeback Received from Bank (Net)
6. Double user fee (from cash vehicles entering dedicated Fastag lane) collected from vehicles are reported separately (count and revenue). These are included in vehicle category wise count and revenue.
7. Annual FASTag pass w.e.f. 15 August 2025 as per directions of MPEL vide letter no MPEL/DIC/2025/676 dated August 14, 2025.
8. Annual Pass Toll Revenue receivable (as given in the table above) is not included in the column 'Fee Collected'.
9. '1.25' times User Fee via UPI for vehicles without a valid FASTag w.e.f. 15 November 2025 as per directions of MPEL vide letter no MPEL/02/DIC/968 dated 10 November 2025.



MONTHLY/DAILY FEE STATEMENT

Project Highway: National Highway NH-48

Day/Month: 03-Dec-2025

Sr. No.	Name of Toll Plaza Location	Chainage
National Highway NH-48 (From Km. 20+400 to 131+200)		
1	Shedung	103+350

Type of Vehicle	For corresponding day/month of previous year 3-Dec-2024		For preceding day/month 2-Dec-2025		For the day/month reported upon 3-Dec-2025		
	No. of Vehicles	Fee collected (in lakh Rs.)	No. of Vehicles	Fee collected (in lakh Rs.)	Fee per Vehicle (in Rs.)	No. of Vehicles	Fee collected (in lakh Rs.)
1	2	3	4	5	6	7	8
A-Car (Note-7)	9830	594050	11235	650040	Note-1	11422	645057
B-LCV	1210	119886	1175	116018		1243	124389
C-Bus	1235	253598	1142	233431		1269	257052
D-Truck	0	0	0	0		0	0
E-Three-axle vehicle	0	0	0	0		0	0
F-Multi-axle Truck	1640	663057	1694	682396		1793	727672
G-Oversized vehicle	0	0	0	0		0	0
FASTag Debit Adjustment/ Chargeback Received from Bank (Net) (Note-5)	0	655	0	1007	Note-5	0	1113
H- Total	13915	1631246	15246	1682893		15727	1755283

Day/Month wise Opening Balance of Toll Collection & Traffic

Day	3										
Month	12										
Year	2025										
Toll Depositing Bank	State Bank Of India										
Bank Account No.	39177623786										
Transaction Type	Car/Jeep Count	Total Car/ Jeep Amount (in Rs.)	Bus/Truck Count	Total Bus / Truck Amount (in Rs.)	LCV Count	Total LCV Amount (in Rs.)	MAV (Multi Axle Vehicle Count)	Total MAV (Multi Axle Vehicle) Amount (in Rs.)	Three Axle Count	Three Axle Count Amount (in Rs.)	FASTag Debit Adjustment/ Chargeback Received from Bank (Net)
1	2	3	4	5	8	9	10	11	12	13	Note-5
Single Journey	6069	250779	746	127082	794	68038	1342	487567	0	0	1113
Monthly Pass Sales	18	8235	0	0	0	0	0	0	0	0	0
Daily Pass Sales	4264	302640	494	122009	426	53404	440	232827	0	0	0
Local Pass Sales	0	0	0	0	0	0	0	0	0	0	0
Return Pass Sales	0	0	0	0	0	0	0	0	0	0	0
Double User Fee (FASTag Lane Violation) (Note-6)	581	54614	16	5280	9	1494	9	6390	0	0	0
1.25 times User Fee via UPI (FASTag Lane Violation) (Note-9)	490	28788	13	2681	14	1453	2	888	0	0	0

Traffic and Revenue Receivable (Annual Pass - Note 7)		
Transaction Type	Car/Jeep Count	Total Car/ Jeep Amount (in Rs.)
1	2	3
Annual Pass	995	55775

Total Non-Tollable Traffic Count Entry Details (Note-2)						
Transaction Type	Car/Jeep Count	Bus/Truck Count	LCV Count	MAV (Multi Axle Vehicle Count)	Three Axle Count	
1	2	3	5	6	7	
Reuse & Exit	5089	726	533	548	0	
Exemption & Violation	5196	201	59	125	0	

Notes

1. Fee for Fastag vehicles passing two toll plazas, is collected at two plazas in few cases and therefore section wise traffic details will not be available at one plaza for same.
2. All Non-tollable traffic could not be recorded/reported due to unavailability of adequate Lanes & systems. Non-Tollable count includes Reuse of daily/return/monthly pass, exit trips, exemption and violations.
3. Reporting (FASTag/Cash/Card) - 12:00:00 AM to 11:59:59 PM.
4. Fastag Collection is net of Acquiring Bank Charges
5. FASTag Debit Adjustment/Chargeback Received from Bank (Net)
6. Double user fee (from cash vehicles entering dedicated Fastag lane) collected from vehicles are reported separately (count and revenue). These are included in vehicle category wise count and revenue.
7. Annual FASTag pass w.e.f. 15 August 2025 as per directions of MPEL vide letter no MPEL/DIC/2025/676 dated August 14, 2025.
8. Annual Pass Toll Revenue receivable (as given in the table above) is not included in the column 'Fee Collected'.
9. '1.25' times User Fee via UPI for vehicles without a valid FASTag w.e.f. 15 November 2025 as per directions of MPEL vide letter no MPEL/02/DIC/968 dated 10 November 2025.



MONTHLY/DAILY FEE STATEMENT

Project Highway: National Highway NH-48

Day/Month: 04-Dec-2025

Sr. No.	Name of Toll Plaza Location	Chainage
1	Shedung National Highway NH-48 (From Km. 20+400 to 131+200)	103+350

Type of Vehicle	For corresponding day/month of previous year 4-Dec-2024		For preceding day/month 3-Dec-2025		For the day/month reported upon 4-Dec-2025		
	No. of Vehicles	Fee collected (in lakh Rs.)	No. of Vehicles	Fee collected (in lakh Rs.)	Fee per Vehicle (in Rs.)	No. of Vehicles	Fee collected (in lakh Rs.)
1	2	3	4	5	6	7	8
A-Car (Note-7)	10243	615543	11422	645057	Note-1	11750	664763
B-LCV	1198	119841	1243	124389		1244	124904
C-Bus	1250	254240	1269	257052		1297	260137
D-Truck	0	0	0	0		0	0
E-Three-axle vehicle	0	0	0	0		0	0
F-Multi-axle Truck	1716	696133	1793	727672		1851	741352
G-Oversized vehicle	0	0	0	0		0	0
FASTag Debit Adjustment/ Chargeback Received from Bank (Net) (Note-5)	0	206	0	1113	Note-5	0	699
H- Total	14407	1685963	15727	1755283		16142	1791855

Day/Month wise Opening Balance of Toll Collection & Traffic

Day	4										
Month	12										
Year	2025										
Toll Depositing Bank	State Bank Of India										
Bank Account No.	39177623786										
Transaction Type	Car/Jeep Count	Total Car/ Jeep Amount (in Rs.)	Bus/Truck Count	Total Bus / Truck Amount (in Rs.)	LCV Count	Total LCV Amount (in Rs.)	MAV (Multi Axle Vehicle Count)	Total MAV (Multi Axle Vehicle) Amount (in Rs.)	Three Axle Count	Three Axle Count Amount (in Rs.)	FASTag Debit Adjustment/ Chargeback Received from Bank (Net)
1	2	3	4	5	8	9	10	11	12	13	Note-5
Single Journey	6119	254088	786	132564	758	63916	1429	517450	0	0	699
Monthly Pass Sales	13	6079	0	0	0	0	0	0	0	0	0
Daily Pass Sales	4501	319162	455	112681	470	58831	399	211033	0	0	0
Local Pass Sales	0	0	0	0	0	0	0	0	0	0	0
Return Pass Sales	0	0	0	0	0	0	0	0	0	0	0
Double User Fee (FASTag Lane Violation) (Note-6)	562	52828	27	8910	8	1328	10	7100	0	0	0
1.25 times User Fee via UPI (FASTag Lane Violation) (Note-9)	555	32606	29	5981	8	830	13	5769	0	0	0

Traffic and Revenue Receivable (Annual Pass - Note 7)		
Transaction Type	Car/Jeep Count	Total Car/ Jeep Amount (in Rs.)
1	2	3
Annual Pass	1048	57949

Total Non-Tollable Traffic Count Entry Details (Note-2)					
Transaction Type	Car/Jeep Count	Bus/Truck Count	LCV Count	MAV (Multi Axle Vehicle Count)	Three Axle Count
1	2	3	5	6	7
Reuse & Exit	5333	680	589	490	0
Exemption & Violation	5034	210	61	162	0

Notes

1. Fee for Fastag vehicles passing two toll plazas, is collected at two plazas in few cases and therefore section wise traffic details will not be available at one plaza for same.
2. All Non-tollable traffic could not be recorded/reported due to unavailability of adequate Lanes & systems. Non-Tollable count includes Reuse of daily/return/monthly pass, exit trips, exemption and violations.
3. Reporting (FASTag/Cash/Card) - 12:00:00 AM to 11:59:59 PM.
4. Fastag Collection is net of Acquiring Bank Charges
5. FASTag Debit Adjustment/Chargeback Received from Bank (Net)
6. Double user fee (from cash vehicles entering dedicated Fastag lane) collected from vehicles are reported separately (count and revenue). These are included in vehicle category wise count and revenue.
7. Annual FASTag pass w.e.f. 15 August 2025 as per directions of MPEL vide letter no MPEL/DIC/2025/676 dated August 14, 2025.
8. Annual Pass Toll Revenue receivable (as given in the table above) is not included in the column 'Fee Collected'.
9. '1.25' times User Fee via UPI for vehicles without a valid FASTag w.e.f. 15 November 2025 as per directions of MPEL vide letter no MPEL/02/DIC/968 dated 10 November 2025.



MONTHLY/DAILY FEE STATEMENT

Project Highway: National Highway NH-48

Day/Month: 05-Dec-2025

Sr. No.	Name of Toll Plaza Location	Chainage
1	National Highway NH-48 (From Km. 20+400 to 131+200) Shedung	103+350

Type of Vehicle	For corresponding day/month of previous year 5-Dec-2024		For preceding day/month 4-Dec-2025		For the day/month reported upon 5-Dec-2025		
	No. of Vehicles	Fee collected (in lakh Rs.)	No. of Vehicles	Fee collected (in lakh Rs.)	Fee per Vehicle (in Rs.)	No. of Vehicles	Fee collected (in lakh Rs.)
1	2	3	4	5	6	7	8
A-Car (Note-7)	10382	616662	11750	664763	Note-1	13559	760037
B-LCV	1194	124804	1244	124904		1201	120907
C-Bus	1248	256743	1297	260137		1243	250886
D-Truck	0	0	0	0		0	0
E-Three-axle vehicle	0	0	0	0		0	0
F-Multi-axle Truck	1658	664481	1851	741352		1801	721325
G-Oversized vehicle	0	0	0	0		0	0
FASTag Debit Adjustment/ Chargeback Received from Bank (Net) (Note-5)	0	793	0	699	Note-5	0	704
H- Total	14482	1663483	16142	1791855		17804	1853858

Day/Month wise Opening Balance of Toll Collection & Traffic

Day	5										
Month	12										
Year	2025										
Toll Depositing Bank	State Bank Of India										
Bank Account No.	39177623786										
Transaction Type	Car/Jeep Count	Total Car/ Jeep Amount (in Rs.)	Bus/Truck Count	Total Bus / Truck Amount (in Rs.)	LCV Count	Total LCV Amount (in Rs.)	MAV (Multi Axle Vehicle Count)	Total MAV (Multi Axle Vehicle) Amount (in Rs.)	Three Axle Count	Three Axle Count Amount (in Rs.)	FASTag Debit Adjustment/ Chargeback Received from Bank (Net)
1	2	3	4	5	8	9	10	11	12	13	Note-5
Single Journey	7507	319152	724	121700	776	66158	1384	500971	0	0	704
Monthly Pass Sales	5	1797	0	0	1	1258	0	0	0	0	0
Daily Pass Sales	4755	336498	460	113552	407	51043	396	209439	0	0	0
Local Pass Sales	0	0	0	0	0	0	0	0	0	0	0
Return Pass Sales	0	0	0	0	0	0	0	0	0	0	0
Double User Fee (FASTag Lane Violation) (Note-6)	757	71158	28	9240	11	1826	6	4260	0	0	0
1.25 times User Fee via UPI (FASTag Lane Violation) (Note-9)	535	31431	31	6394	6	623	15	6656	0	0	0

Traffic and Revenue Receivable (Annual Pass - Note 7)		
Transaction Type	Car/Jeep Count	Total Car/ Jeep Amount (in Rs.)
1	2	3
Annual Pass	1056	58292

Total Non-Tollable Traffic Count Entry Details (Note-2)						
Transaction Type	Car/Jeep Count	Bus/Truck Count	LCV Count	MAV (Multi Axle Vehicle Count)	Three Axle Count	
1	2	3	5	6	7	
Reuse & Exit	5573	681	523	512		0
Exemption & Violation	5432	221	66	140		0

- Notes**
1. Fee for Fastag vehicles passing two toll plazas, is collected at two plazas in few cases and therefore section wise traffic details will not be available at one plaza for same.
 2. All Non-tollable traffic could not be recorded/reported due to unavailability of adequate Lanes & systems. Non-Tollable count includes Reuse of daily/return/monthly pass, exit trips, exemption and violations.
 3. Reporting (FASTag/Cash/Card) - 12:00:00 AM to 11:59:59 PM.
 4. Fastag Collection is net of Acquiring Bank Charges
 5. FASTag Debit Adjustment/Chargeback Received from Bank (Net)
 6. Double user fee (from cash vehicles entering dedicated Fastag lane) collected from vehicles are reported separately (count and revenue). These are included in vehicle category wise count and revenue.
 7. Annual FASTag pass w.e.f. 15 August 2025 as per directions of MPCL vide letter no MPCL/DIC/2025/676 dated August 14, 2025.
 8. Annual Pass Toll Revenue receivable (as given in the table above) is not included in the column 'Fee Collected'.
 9. '1.25' times User Fee via UPI for vehicles without a valid FASTag w.e.f. 15 November 2025 as per directions of MPCL vide letter no MPCL/02/DIC/968 dated 10 November 2025.



MONTHLY/DAILY FEE STATEMENT

Project Highway: National Highway NH-48

Day/Month: 06-Dec-2025

Sr. No.	Name of Toll Plaza Location	Chainage
1	Shedung National Highway NH-48 (From Km. 20+400 to 131+200)	103+350

Type of Vehicle	For corresponding day/month of previous year 6-Dec-2024		For preceding day/month 5-Dec-2025		For the day/month reported upon 6-Dec-2025		
	No. of Vehicles	Fee collected (in lakh Rs.)	No. of Vehicles	Fee collected (in lakh Rs.)	Fee per Vehicle (in Rs.)	No. of Vehicles	Fee collected (in lakh Rs.)
1	2	3	4	5	6	7	8
A-Car (Note-7)	11675	679289	13559	760037	Note-1	15896	883437
B-LCV	1148	114161	1201	120907		1215	119691
C-Bus	1225	249931	1243	250886		1253	252646
D-Truck	0	0	0	0		0	0
E-Three-axle vehicle	0	0	0	0		0	0
F-Multi-axle Truck	1723	696473	1801	721325		1881	772550
G-Oversized vehicle	0	0	0	0		0	0
FASTag Debit Adjustment/ Chargeback Received from Bank (Net) (Note-5)	0	523	0	704	Note-5	0	1399
H- Total	15771	1740377	17804	1853858		20245	2029722

Day/Month wise Opening Balance of Toll Collection & Traffic

Day	6										
Month	12										
Year	2025										
Toll Depositing Bank	State Bank Of India										
Bank Account No.	39177623786										
Transaction Type	Car/Jeep Count	Total Car/ Jeep Amount (in Rs.)	Bus/Truck Count	Total Bus / Truck Amount (in Rs.)	LCV Count	Total LCV Amount (in Rs.)	MAV (Multi Axle Vehicle Count)	Total MAV (Multi Axle Vehicle) Amount (in Rs.)	Three Axle Count	Three Axle Count Amount (in Rs.)	FASTag Debit Adjustment/ Chargeback Received from Bank (Net)
1	2	3	4	5	8	9	10	11	12	13	Note-5
Single Journey	9344	406797	745	126140	793	66886	1369	498323	0	0	1399
Monthly Pass Sales	3	2126	0	0	0	0	0	0	0	0	0
Daily Pass Sales	5103	361573	463	114131	409	51082	490	259405	0	0	0
Local Pass Sales	0	0	0	0	0	0	0	0	0	0	0
Return Pass Sales	0	0	0	0	0	0	0	0	0	0	0
Double User Fee (FASTag Lane Violation) (Note-6)	794	74636	25	8250	6	996	19	13490	0	0	0
1.25 times User Fee via UPI (FASTag Lane Violation) (Note-9)	652	38305	20	4125	7	726	3	1331	0	0	0

Traffic and Revenue Receivable (Annual Pass - Note 7)		
Transaction Type	Car/Jeep Count	Total Car/ Jeep Amount (in Rs.)
1	2	3
Annual Pass	1161	64585

Total Non-Tollable Traffic Count Entry Details (Note-2)						
Transaction Type	Car/Jeep Count	Bus/Truck Count	LCV Count	MAV (Multi Axle Vehicle Count)	Three Axle Count	
1	2	3	5	6	7	
Reuse & Exit	5925	691	489	688	0	0
Exemption & Violation	5568	189	58	152	0	0

Notes

1. Fee for Fastag vehicles passing two toll plazas, is collected at two plazas in few cases and therefore section wise traffic details will not be available at one plaza for same.
2. All Non-tollable traffic could not be recorded/reported due to unavailability of adequate Lanes & systems. Non-Tollable count includes Reuse of daily/return/monthly pass, exit trips, exemption and violations.
3. Reporting (FASTag/Cash/Card) - 12:00:00 AM to 11:59:59 PM.
4. Fastag Collection is net of Acquiring Bank Charges
5. FASTag Debit Adjustment/Chargeback Received from Bank (Net)
6. Double user fee (from cash vehicles entering dedicated Fastag lane) collected from vehicles are reported separately (count and revenue). These are included in vehicle category wise count and revenue.
7. Annual FASTag pass w.e.f. 15 August 2025 as per directions of MPEL vide letter no MPEL/DIC/2025/676 dated August 14, 2025.
8. Annual Pass Toll Revenue receivable (as given in the table above) is not included in the column 'Fee Collected'.
9. '1.25' times User Fee via UPI for vehicles without a valid FASTag w.e.f. 15 November 2025 as per directions of MPEL vide letter no MPEL/02/DIC/968 dated 10 November 2025.



MONTHLY/DAILY FEE STATEMENT

Project Highway: National Highway NH-48

Day/Month: 07-Dec-2025

Sr. No.	Name of Toll Plaza Location	Chainage
1	National Highway NH-48 (From Km. 20+400 to 131+200) Shedung	103+350

Type of Vehicle	For corresponding day/month of previous year 7-Dec-2024		For preceding day/month 6-Dec-2025		For the day/month reported upon 7-Dec-2025		
	No. of Vehicles	Fee collected (in lakh Rs.)	No. of Vehicles	Fee collected (in lakh Rs.)	Fee per Vehicle (in Rs.)	No. of Vehicles	Fee collected (in lakh Rs.)
1	2	3	4	5	6	7	8
A-Car (Note-7)	14523	850789	15896	883437	Note-1	16291	926112
B-LCV	1157	113620	1215	119691		744	71256
C-Bus	1181	238737	1253	252646		898	179737
D-Truck	0	0	0	0		0	0
E-Three-axle vehicle	0	0	0	0		0	0
F-Multi-axle Truck	1666	672597	1881	772550		1470	588695
G-Oversized vehicle	0	0	0	0		0	0
FASTag Debit Adjustment/ Chargeback Received from Bank (Net) (Note-5)	0	0	0	1399	Note-5	0	0
H- Total	18527	1875743	20245	2029722		19403	1765801

Day/Month wise Opening Balance of Toll Collection & Traffic

Day	7										
Month	12										
Year	2025										
Toll Depositing Bank	State Bank Of India										
Bank Account No.	39177623786										
Transaction Type	Car/Jeep Count	Total Car/ Jeep Amount (in Rs.)	Bus/Truck Count	Total Bus / Truck Amount (in Rs.)	LCV Count	Total LCV Amount (in Rs.)	MAV (Multi Axle Vehicle Count)	Total MAV (Multi Axle Vehicle) Amount (in Rs.)	Three Axle Count	Three Axle Count Amount (in Rs.)	FASTag Debit Adjustment/ Chargeback Received from Bank (Net)
1	2	3	4	5	8	9	10	11	12	13	Note-5
Single Journey	8926	390940	543	91236	536	45153	1136	412017	0	0	0
Monthly Pass Sales	2	1767	0	0	0	0	0	0	0	0	0
Daily Pass Sales	5643	397846	325	80457	193	23925	315	166382	0	0	0
Local Pass Sales	0	0	0	0	0	0	0	0	0	0	0
Return Pass Sales	0	0	0	0	0	0	0	0	0	0	0
Double User Fee (FASTag Lane Violation) (Note-6)	979	92026	15	4950	10	1660	7	4970	0	0	0
1.25 times User Fee via UPI (FASTag Lane Violation) (Note-9)	741	43534	15	3094	5	519	12	5325	0	0	0

Traffic and Revenue Receivable (Annual Pass - Note 7)		
Transaction Type	Car/Jeep Count	Total Car/ Jeep Amount (in Rs.)
1	2	3
Annual Pass	1042	58292

Total Non-Tollable Traffic Count Entry Details (Note-2)						
Transaction Type	Car/Jeep Count	Bus/Truck Count	LCV Count	MAV (Multi Axle Vehicle Count)	Three Axle Count	
1	2	3	5	6	7	
Reuse & Exit	6242	522	269	456		0
Exemption & Violation	6246	141	32	72		0

- Notes**
1. Fee for Fastag vehicles passing two toll plazas, is collected at two plazas in few cases and therefore section wise traffic details will not be available at one plaza for same.
 2. All Non-tollable traffic could not be recorded/reported due to unavailability of adequate Lanes & systems. Non-Tollable count includes Reuse of daily/return/monthly pass, exit trips, exemption and violations.
 3. Reporting (FASTag/Cash/Card) - 12:00:00 AM to 11:59:59 PM.
 4. Fastag Collection is net of Acquiring Bank Charges
 5. FASTag Debit Adjustment/Chargeback Received from Bank (Net)
 6. Double user fee (from cash vehicles entering dedicated Fastag lane) collected from vehicles are reported separately (count and revenue). These are included in vehicle category wise count and revenue.
 7. Annual FASTag pass w.e.f. 15 August 2025 as per directions of MPEL vide letter no MPEL/DIC/2025/676 dated August 14, 2025.
 8. Annual Pass Toll Revenue receivable (as given in the table above) is not included in the column 'Fee Collected'.
 9. '1.25' times User Fee via UPI for vehicles without a valid FASTag w.e.f. 15 November 2025 as per directions of MPEL vide letter no MPEL/02/DIC/968 dated 10 November 2025.



MONTHLY/DAILY FEE STATEMENT

Project Highway: National Highway NH-48

Day/Month: 08-Dec-2025

Sr. No.	Name of Toll Plaza Location	Chainage
1	Shedung National Highway NH-48 (From Km. 20+400 to 131+200)	103+350

Type of Vehicle	For corresponding day/month of previous year 8-Dec-2024		For preceding day/month 7-Dec-2025		For the day/month reported upon 8-Dec-2025		
	No. of Vehicles	Fee collected (in lakh Rs.)	No. of Vehicles	Fee collected (in lakh Rs.)	Fee per Vehicle (in Rs.)	No. of Vehicles	Fee collected (in lakh Rs.)
1	2	3	4	5	6	7	8
A-Car (Note-7)	15133	895931	16291	926112	Note-1	11097	609489
B-LCV	746	78827	744	71256		994	95581
C-Bus	877	183955	898	179737		1198	241599
D-Truck	0	0	0	0		0	0
E-Three-axle vehicle	0	0	0	0		0	0
F-Multi-axle Truck	1241	498286	1470	588695		1723	678819
G-Oversized vehicle	0	0	0	0		0	0
FASTag Debit Adjustment/ Chargeback Received from Bank (Net) (Note-5)	0	1065	0	0	Note-5	0	2252
H- Total	17997	1658065	19403	1765801		15012	1631741

Day/Month wise Opening Balance of Toll Collection & Traffic

Day	8										
Month	12										
Year	2025										
Toll Depositing Bank	State Bank Of India										
Bank Account No.	39177623786										
Transaction Type	Car/Jeep Count	Total Car/ Jeep Amount (in Rs.)	Bus/Truck Count	Total Bus / Truck Amount (in Rs.)	LCV Count	Total LCV Amount (in Rs.)	MAV (Multi Axle Vehicle Count)	Total MAV (Multi Axle Vehicle) Amount (in Rs.)	Three Axle Count	Three Axle Count Amount (in Rs.)	FASTag Debit Adjustment/ Chargeback Received from Bank (Net)
1	2	3	4	5	8	9	10	11	12	13	Note-5
Single Journey	6188	256334	712	120334	624	53175	1387	501437	0	0	2252
Monthly Pass Sales	1	359	0	0	0	0	0	0	0	0	0
Daily Pass Sales	3904	276115	447	110251	353	43958	322	169839	0	0	0
Local Pass Sales	0	0	0	0	0	0	0	0	0	0	0
Return Pass Sales	0	0	0	0	0	0	0	0	0	0	0
Double User Fee (FASTag Lane Violation) (Note-6)	502	47188	24	7920	11	1826	5	3550	0	0	0
1.25 times User Fee via UPI (FASTag Lane Violation) (Note-9)	502	29493	15	3094	6	623	9	3994	0	0	0

Traffic and Revenue Receivable (Annual Pass - Note 7)		
Transaction Type	Car/Jeep Count	Total Car/ Jeep Amount (in Rs.)
1	2	3
Annual Pass	1105	61896

Total Non-Tollable Traffic Count Entry Details (Note-2)						
Transaction Type	Car/Jeep Count	Bus/Truck Count	LCV Count	MAV (Multi Axle Vehicle Count)	Three Axle Count	
1	2	3	5	6	7	
Reuse & Exit	4737	692	453	393		0
Exemption & Violation	5245	204	53	120		0

Notes

1. Fee for Fastag vehicles passing two toll plazas, is collected at two plazas in few cases and therefore section wise traffic details will not be available at one plaza for same.
2. All Non-tollable traffic could not be recorded/reported due to unavailability of adequate Lanes & systems. Non-Tollable count includes Reuse of daily/return/monthly pass, exit trips, exemption and violations.
3. Reporting (FASTag/Cash/Card) - 12:00:00 AM to 11:59:59 PM.
4. Fastag Collection is net of Acquiring Bank Charges
5. FASTag Debit Adjustment/Chargeback Received from Bank (Net)
6. Double user fee (from cash vehicles entering dedicated Fastag lane) collected from vehicles are reported separately (count and revenue). These are included in vehicle category wise count and revenue.
7. Annual FASTag pass w.e.f. 15 August 2025 as per directions of MPEL vide letter no MPEL/DIC/2025/676 dated August 14, 2025.
8. Annual Pass Toll Revenue receivable (as given in the table above) is not included in the column 'Fee Collected'.
9. '1.25' times User Fee via UPI for vehicles without a valid FASTag w.e.f. 15 November 2025 as per directions of MPEL vide letter no MPEL/02/DIC/968 dated 10 November 2025.



MONTHLY/DAILY FEE STATEMENT

Project Highway: National Highway NH-48

Day/Month: 09-Dec-2025

Sr. No.	Name of Toll Plaza Location	Chainage
1	Shedung National Highway NH-48 (From Km. 20+400 to 131+200)	103+350

Type of Vehicle	For corresponding day/month of previous year 9-Dec-2024		For preceding day/month 8-Dec-2025		For the day/month reported upon 9-Dec-2025		
	No. of Vehicles	Fee collected (in lakh Rs.)	No. of Vehicles	Fee collected (in lakh Rs.)	Fee per Vehicle (in Rs.)	No. of Vehicles	Fee collected (in lakh Rs.)
1	2	3	4	5	6	7	8
A-Car (Note-7)	10383	597233	11097	609489	Note-1	11023	616497
B-LCV	1002	95662	994	99581		1258	126480
C-Bus	1154	232660	1198	241599		1391	282260
D-Truck	0	0	0	0		0	0
E-Three-axle vehicle	0	0	0	0		0	0
F-Multi-axle Truck	1502	605097	1723	678819		1995	796156
G-Oversized vehicle	0	0	0	0		0	0
FASTag Debit Adjustment/ Chargeback Received from Bank (Net) (Note-5)	0	489	0	2252	Note-5	0	656
H- Total	14041	1531141	15012	1631741		15667	1822050

Day/Month wise Opening Balance of Toll Collection & Traffic

Day	9										
Month	12										
Year	2025										
Toll Depositing Bank	State Bank Of India										
Bank Account No.	39177623786										
Transaction Type	Car/Jeep Count	Total Car/ Jeep Amount (in Rs.)	Bus/Truck Count	Total Bus / Truck Amount (in Rs.)	LCV Count	Total LCV Amount (in Rs.)	MAV (Multi Axle Vehicle Count)	Total MAV (Multi Axle Vehicle) Amount (in Rs.)	Three Axle Count	Three Axle Count Amount (in Rs.)	FASTag Debit Adjustment/ Chargeback Received from Bank (Net)
1	2	3	4	5	8	9	10	11	12	13	Note-5
Single Journey	5758	235073	792	133395	764	64348	1548	559146	0	0	656
Monthly Pass Sales	4	2156	0	0	0	0	0	0	0	0	0
Daily Pass Sales	4205	298017	526	129972	471	58874	425	225118	0	0	0
Local Pass Sales	0	0	0	0	0	0	0	0	0	0	0
Return Pass Sales	0	0	0	0	0	0	0	0	0	0	0
Double User Fee (FASTag Lane Violation) (Note-6)	545	51230	31	10230	14	2324	8	5680	0	0	0
1.25 times User Fee via UPI (FASTag Lane Violation) (Note-9)	511	30021	42	8663	9	934	14	6213	0	0	0

Traffic and Revenue Receivable (Annual Pass - Note 7)		
Transaction Type	Car/Jeep Count	Total Car/ Jeep Amount (in Rs.)
1	2	3
Annual Pass	1056	58807

Total Non-Tollable Traffic Count Entry Details (Note-2)						
Transaction Type	Car/Jeep Count	Bus/Truck Count	LCV Count	MAV (Multi Axle Vehicle Count)	Three Axle Count	
1	2	3	5	6	7	
Reuse & Exit	5097	777	570	471		0
Exemption & Violation	5262	222	69	115		0

- Notes**
1. Fee for Fastag vehicles passing two toll plazas, is collected at two plazas in few cases and therefore section wise traffic details will not be available at one plaza for same.
 2. All Non-tollable traffic could not be recorded/reported due to unavailability of adequate Lanes & systems. Non-Tollable count includes Reuse of daily/return/monthly pass, exit trips, exemption and violations.
 3. Reporting (FASTag/Cash/Card) - 12:00:00 AM to 11:59:59 PM.
 4. Fastag Collection is net of Acquiring Bank Charges
 5. FASTag Debit Adjustment/Chargeback Received from Bank (Net)
 6. Double user fee (from cash vehicles entering dedicated Fastag lane) collected from vehicles are reported separately (count and revenue). These are included in vehicle category wise count and revenue.
 7. Annual FASTag pass w.e.f. 15 August 2025 as per directions of MPEL vide letter no MPEL/DIC/2025/676 dated August 14, 2025.
 8. Annual Pass Toll Revenue receivable (as given in the table above) is not included in the column 'Fee Collected'.
 9. '1.25' times User Fee via UPI for vehicles without a valid FASTag w.e.f. 15 November 2025 as per directions of MPEL vide letter no MPEL/02/DIC/968 dated 10 November 2025.



MONTHLY/DAILY FEE STATEMENT

Project Highway: National Highway NH-48

Day/Month: 10-Dec-2025

Sr. No.	Name of Toll Plaza Location	Chainage
1	Shedung National Highway NH-48 (From Km. 20+400 to 131+200)	103+350

Type of Vehicle	For corresponding day/month of previous year 10-Dec-2024		For preceding day/month 9-Dec-2025		For the day/month reported upon 10-Dec-2025		
	No. of Vehicles	Fee collected (in lakh Rs.)	No. of Vehicles	Fee collected (in lakh Rs.)	Fee per Vehicle (in Rs.)	No. of Vehicles	Fee collected (in lakh Rs.)
1	2	3	4	5	6	7	8
A-Car (Note-7)	9754	575818	11023	616497	Note-1	11519	650010
B-LCV	1238	123254	1258	126480		1205	119429
C-Bus	1218	252595	1391	282260		1367	278853
D-Truck	0	0	0	0		0	0
E-Three-axle vehicle	0	0	0	0		0	0
F-Multi-axle Truck	1760	722819	1995	796156		2055	825374
G-Oversized vehicle	0	0	0	0		0	0
FASTag Debit Adjustment/ Chargeback Received from Bank (Net) (Note-5)	0	1349	0	656	Note-5	0	1002
H- Total	13970	1675835	15667	1822050		16146	1874667

Day/Month wise Opening Balance of Toll Collection & Traffic

Day	10										
Month	12										
Year	2025										
Toll Depositing Bank	State Bank Of India										
Bank Account No.	39177623786										
Transaction Type	Car/Jeep Count	Total Car/ Jeep Amount (in Rs.)	Bus/Truck Count	Total Bus / Truck Amount (in Rs.)	LCV Count	Total LCV Amount (in Rs.)	MAV (Multi Axle Vehicle Count)	Total MAV (Multi Axle Vehicle) Amount (in Rs.)	Three Axle Count	Three Axle Count Amount (in Rs.)	FASTag Debit Adjustment/ Chargeback Received from Bank (Net)
1	2	3	4	5	8	9	10	11	12	13	Note-5
Single Journey	6013	250542	772	130318	794	67761	1574	569486	0	0	1002
Monthly Pass Sales	3	2126	0	0	0	0	0	0	0	0	0
Daily Pass Sales	4392	311132	529	130715	396	49676	458	242487	0	0	0
Local Pass Sales	0	0	0	0	0	0	0	0	0	0	0
Return Pass Sales	0	0	0	0	0	0	0	0	0	0	0
Double User Fee (FASTag Lane Violation) (Note-6)	594	55836	34	11220	7	1162	12	8520	0	0	0
1.25 times User Fee via UPI (FASTag Lane Violation) (Note-9)	517	30374	32	6600	8	830	11	4881	0	0	0

Traffic and Revenue Receivable (Annual Pass - Note 7)		
Transaction Type	Car/Jeep Count	Total Car/ Jeep Amount (in Rs.)
1	2	3
Annual Pass	1158	64185

Total Non-Tollable Traffic Count Entry Details (Note-2)						
Transaction Type	Car/Jeep Count	Bus/Truck Count	LCV Count	MAV (Multi Axle Vehicle Count)	Three Axle Count	
1	2	3	5	6	7	
Reuse & Exit	5288	752	498	525		0
Exemption & Violation	5108	193	67	128		0

- Notes**
1. Fee for Fastag vehicles passing two toll plazas, is collected at two plazas in few cases and therefore section wise traffic details will not be available at one plaza for same.
 2. All Non-tollable traffic could not be recorded/reported due to unavailability of adequate Lanes & systems. Non-Tollable count includes Reuse of daily/return/monthly pass, exit trips, exemption and violations.
 3. Reporting (FASTag/Cash/Card) - 12:00:00 AM to 11:59:59 PM.
 4. Fastag Collection is net of Acquiring Bank Charges
 5. FASTag Debit Adjustment/Chargeback Received from Bank (Net)
 6. Double user fee (from cash vehicles entering dedicated Fastag lane) collected from vehicles are reported separately (count and revenue). These are included in vehicle category wise count and revenue.
 7. Annual FASTag pass w.e.f. 15 August 2025 as per directions of MPEL vide letter no MPEL/DIC/2025/676 dated August 14, 2025.
 8. Annual Pass Toll Revenue receivable (as given in the table above) is not included in the column 'Fee Collected'.
 9. '1.25' times User Fee via UPI for vehicles without a valid FASTag w.e.f. 15 November 2025 as per directions of MPEL vide letter no MPEL/02/DIC/968 dated 10 November 2025.



MONTHLY/DAILY FEE STATEMENT

Project Highway: National Highway NH-48

Day/Month: 11-Dec-2025

Sr. No.	Name of Toll Plaza Location	Chainage
1	National Highway NH-48 (From Km. 20+400 to 131+200) Shedung	103+350

Type of Vehicle	For corresponding day/month of previous year 11-Dec-2024		For preceding day/month 10-Dec-2025		For the day/month reported upon 11-Dec-2025		
	No. of Vehicles	Fee collected (in lakh Rs.)	No. of Vehicles	Fee collected (in lakh Rs.)	Fee per Vehicle (in Rs.)	No. of Vehicles	Fee collected (in lakh Rs.)
1	2	3	4	5	6	7	8
A-Car (Note-7)	10376	608749	11519	650010	Note-1	11363	635713
B-LCV	1176	118365	1205	119429		1238	124322
C-Bus	1285	262015	1367	278853		1317	269718
D-Truck	0	0	0	0		0	0
E-Three-axle vehicle	0	0	0	0		0	0
F-Multi-axle Truck	1835	748972	2055	825374		2094	836971
G-Oversized vehicle	0	0	0	0		0	0
FASTag Debit Adjustment/ Chargeback Received from Bank (Net) (Note-5)	0	401	0	1002	Note-5	0	1312
H- Total	14672	1738502	16146	1874667		16012	1868034

Day/Month wise Opening Balance of Toll Collection & Traffic

Day	11										
Month	12										
Year	2025										
Toll Depositing Bank	State Bank Of India										
Bank Account No.	39177623786										
Transaction Type	Car/Jeep Count	Total Car/ Jeep Amount (in Rs.)	Bus/Truck Count	Total Bus / Truck Amount (in Rs.)	LCV Count	Total LCV Amount (in Rs.)	MAV (Multi Axle Vehicle Count)	Total MAV (Multi Axle Vehicle) Amount (in Rs.)	Three Axle Count	Three Axle Count Amount (in Rs.)	FASTag Debit Adjustment/ Chargeback Received from Bank (Net)
1	2	3	4	5	8	9	10	11	12	13	Note-5
Single Journey	5990	247954	734	124773	762	64279	1609	579931	0	0	1312
Monthly Pass Sales	3	1078	0	0	0	0	0	0	0	0	0
Daily Pass Sales	4284	303913	532	131580	452	56868	455	241065	0	0	0
Local Pass Sales	0	0	0	0	0	0	0	0	0	0	0
Return Pass Sales	0	0	0	0	0	0	0	0	0	0	0
Double User Fee (FASTag Lane Violation) (Note-6)	538	50572	23	7590	11	1826	10	7100	0	0	0
1.25 times User Fee via UPI (FASTag Lane Violation) (Note-9)	548	32195	28	5775	13	1349	20	8875	0	0	0

Traffic and Revenue Receivable (Annual Pass - Note 7)		
Transaction Type	Car/Jeep Count	Total Car/ Jeep Amount (in Rs.)
1	2	3
Annual Pass	1102	61496

Total Non-Tollable Traffic Count Entry Details (Note-2)					
Transaction Type	Car/Jeep Count	Bus/Truck Count	LCV Count	MAV (Multi Axle Vehicle Count)	Three Axle Count
1	2	3	5	6	7
Reuse & Exit	5167	780	555	568	0
Exemption & Violation	5206	218	46	182	0

- Notes**
1. Fee for Fastag vehicles passing two toll plazas, is collected at two plazas in few cases and therefore section wise traffic details will not be available at one plaza for same.
 2. All Non-tollable traffic could not be recorded/reported due to unavailability of adequate Lanes & systems. Non-Tollable count includes Reuse of daily/return/monthly pass, exit trips, exemption and violations.
 3. Reporting (FASTag/Cash/Card) - 12:00:00 AM to 11:59:59 PM.
 4. Fastag Collection is net of Acquiring Bank Charges
 5. FASTag Debit Adjustment/Chargeback Received from Bank (Net)
 6. Double user fee (from cash vehicles entering dedicated Fastag lane) collected from vehicles are reported separately (count and revenue). These are included in vehicle category wise count and revenue.
 7. Annual FASTag pass w.e.f. 15 August 2025 as per directions of MPEL vide letter no MPEL/DIC/2025/676 dated August 14, 2025.
 8. Annual Pass Toll Revenue receivable (as given in the table above) is not included in the column 'Fee Collected'.
 9. '1.25' times User Fee via UPI for vehicles without a valid FASTag w.e.f. 15 November 2025 as per directions of MPEL vide letter no MPEL/02/DIC/968 dated 10 November 2025.



MONTHLY/DAILY FEE STATEMENT

Project Highway: National Highway NH-48

Day/Month: 12-Dec-2025

Sr. No.	Name of Toll Plaza Location	Chainage
1	Shedung National Highway NH-48 (From Km. 20+400 to 131+200)	103+350

Type of Vehicle	For corresponding day/month of previous year 12-Dec-2024		For preceding day/month 11-Dec-2025		For the day/month reported upon 12-Dec-2025		
	No. of Vehicles	Fee collected (in lakh Rs.)	No. of Vehicles	Fee collected (in lakh Rs.)	Fee per Vehicle (in Rs.)	No. of Vehicles	Fee collected (in lakh Rs.)
1	2	3	4	5	6	7	8
A-Car (Note-7)	10336	613282	11363	635713	Note-1	13436	742859
B-LCV	1192	118839	1238	124322		1249	124952
C-Bus	1244	255323	1317	269718		1362	277041
D-Truck	0	0	0	0		0	0
E-Three-axle vehicle	0	0	0	0		0	0
F-Multi-axle Truck	1794	738470	2094	836971		2013	806879
G-Oversized vehicle	0	0	0	0		0	0
FASTag Debit Adjustment/ Chargeback Received from Bank (Net) (Note-5)	0	651	0	1312	Note-5	0	389
H- Total	14566	1726565	16012	1868034		18060	1952119

Day/Month wise Opening Balance of Toll Collection & Traffic

Day	12										
Month	12										
Year	2025										
Toll Depositing Bank	State Bank Of India										
Bank Account No.	39177623786										
Transaction Type	Car/Jeep Count	Total Car/ Jeep Amount (in Rs.)	Bus/Truck Count	Total Bus / Truck Amount (in Rs.)	LCV Count	Total LCV Amount (in Rs.)	MAV (Multi Axle Vehicle Count)	Total MAV (Multi Axle Vehicle) Amount (in Rs.)	Three Axle Count	Three Axle Count Amount (in Rs.)	FASTag Debit Adjustment/ Chargeback Received from Bank (Net)
1	2	3	4	5	8	9	10	11	12	13	Note-5
Single Journey	7629	322831	768	130198	783	66443	1553	562943	0	0	389
Monthly Pass Sales	1	1408	0	0	0	0	0	0	0	0	0
Daily Pass Sales	4561	323340	527	130301	437	54691	423	224055	0	0	0
Local Pass Sales	0	0	0	0	0	0	0	0	0	0	0
Return Pass Sales	0	0	0	0	0	0	0	0	0	0	0
Double User Fee (FASTag Lane Violation) (Note-6)	628	59032	22	7260	13	2158	13	9230	0	0	0
1.25 times User Fee via UPI (FASTag Lane Violation) (Note-9)	617	36249	45	9281	16	1660	24	10650	0	0	0

Traffic and Revenue Receivable (Annual Pass - Note 7)		
Transaction Type	Car/Jeep Count	Total Car/ Jeep Amount (in Rs.)
1	2	3
Annual Pass	1215	67216

Total Non-Tollable Traffic Count Entry Details (Note-2)					
Transaction Type	Car/Jeep Count	Bus/Truck Count	LCV Count	MAV (Multi Axle Vehicle Count)	Three Axle Count
1	2	3	5	6	7
Reuse & Exit	5413	744	539	497	0
Exemption & Violation	5607	180	74	130	0

Notes

1. Fee for Fastag vehicles passing two toll plazas, is collected at two plazas in few cases and therefore section wise traffic details will not be available at one plaza for same.
2. All Non-tollable traffic could not be recorded/reported due to unavailability of adequate Lanes & systems. Non-Tollable count includes Reuse of daily/return/monthly pass, exit trips, exemption and violations.
3. Reporting (FASTag/Cash/Card) - 12:00:00 AM to 11:59:59 PM.
4. Fastag Collection is net of Acquiring Bank Charges
5. FASTag Debit Adjustment/Chargeback Received from Bank (Net)
6. Double user fee (from cash vehicles entering dedicated Fastag lane) collected from vehicles are reported separately (count and revenue). These are included in vehicle category wise count and revenue.
7. Annual FASTag pass w.e.f. 15 August 2025 as per directions of MPEL vide letter no MPEL/DIC/2025/676 dated August 14, 2025.
8. Annual Pass Toll Revenue receivable (as given in the table above) is not included in the column 'Fee Collected'.
9. '1.25' times User Fee via UPI for vehicles without a valid FASTag w.e.f. 15 November 2025 as per directions of MPEL vide letter no MPEL/02/DIC/968 dated 10 November 2025.



MONTHLY/DAILY FEE STATEMENT

Project Highway: National Highway NH-48

Day/Month: 13-Dec-2025

Sr. No.	Name of Toll Plaza Location	Chainage
1	Shedung National Highway NH-48 (From Km. 20+400 to 131+200)	103+350

Type of Vehicle	For corresponding day/month of previous year 13-Dec-2024		For preceding day/month 12-Dec-2025		For the day/month reported upon 13-Dec-2025		
	No. of Vehicles	Fee collected (in lakh Rs.)	No. of Vehicles	Fee collected (in lakh Rs.)	Fee per Vehicle (in Rs.)	No. of Vehicles	Fee collected (in lakh Rs.)
1	2	3	4	5	6	7	8
A-Car (Note-7)	11700	684596	13436	742859	Note-1	17308	957402
B-LCV	1209	119650	1249	124952		1221	120397
C-Bus	1261	258848	1362	277041		1341	271162
D-Truck	0	0	0	0		0	0
E-Three-axle vehicle	0	0	0	0		0	0
F-Multi-axle Truck	1877	769722	2013	806879		1886	759984
G-Oversized vehicle	0	0	0	0		0	0
FASTag Debit Adjustment/ Chargeback Received from Bank (Net) (Note-5)	0	761	0	389	Note-5	0	494
H- Total	16047	1833576	18060	1952119		21756	2109439

Day/Month wise Opening Balance of Toll Collection & Traffic

Day	13										
Month	12										
Year	2025										
Toll Depositing Bank	State Bank Of India										
Bank Account No.	39177623786										
Transaction Type	Car/Jeep Count	Total Car/ Jeep Amount (in Rs.)	Bus/Truck Count	Total Bus / Truck Amount (in Rs.)	LCV Count	Total LCV Amount (in Rs.)	MAV (Multi Axle Vehicle Count)	Total MAV (Multi Axle Vehicle) Amount (in Rs.)	Three Axle Count	Three Axle Count Amount (in Rs.)	FASTag Debit Adjustment/ Chargeback Received from Bank (Net)
1	2	3	4	5	8	9	10	11	12	13	Note-5
Single Journey	10396	456231	783	131747	797	67218	1446	527758	0	0	494
Monthly Pass Sales	1	359	0	0	0	0	0	0	0	0	0
Daily Pass Sales	5377	380339	501	124110	405	50524	424	223528	0	0	0
Local Pass Sales	0	0	0	0	0	0	0	0	0	0	0
Return Pass Sales	0	0	0	0	0	0	0	0	0	0	0
Double User Fee (FASTag Lane Violation) (Note-6)	861	80934	26	8912	11	1826	6	4260	0	0	0
1.25 times User Fee via UPI (FASTag Lane Violation) (Note-9)	673	39539	31	6394	8	830	10	4438	0	0	0

Traffic and Revenue Receivable (Annual Pass - Note 7)		
Transaction Type	Car/Jeep Count	Total Car/ Jeep Amount (in Rs.)
1	2	3
Annual Pass	1225	68933

Total Non-Tollable Traffic Count Entry Details (Note-2)						
Transaction Type	Car/Jeep Count	Bus/Truck Count	LCV Count	MAV (Multi Axle Vehicle Count)	Three Axle Count	
1	2	3	5	6	7	
Reuse & Exit	6167	696	500	574	0	
Exemption & Violation	5341	199	54	127	0	

- Notes**
- Fee for Fastag vehicles passing two toll plazas, is collected at two plazas in few cases and therefore section wise traffic details will not be available at one plaza for same.
 - All Non-tollable traffic could not be recorded/reported due to unavailability of adequate Lanes & systems. Non-Tollable count includes Reuse of daily/return/monthly pass, exit trips, exemption and violations.
 - Reporting (FASTag/Cash/Card) - 12:00:00 AM to 11:59:59 PM.
 - Fastag Collection is net of Acquiring Bank Charges
 - FASTag Debit Adjustment/Chargeback Received from Bank (Net)
 - Double user fee (from cash vehicles entering dedicated Fastag lane) collected from vehicles are reported separately (count and revenue). These are included in vehicle category wise count and revenue.
 - Annual FASTag pass w.e.f. 15 August 2025 as per directions of MPEL vide letter no MPEL/DIC/2025/676 dated August 14, 2025.
 - Annual Pass Toll Revenue receivable (as given in the table above) is not included in the column 'Fee Collected'.
 - '1.25' times User Fee via UPI for vehicles without a valid FASTag w.e.f. 15 November 2025 as per directions of MPEL vide letter no MPEL/02/DIC/968 dated 10 November 2025.



MONTHLY/DAILY FEE STATEMENT

Project Highway: National Highway NH-48

Day/Month: 14-Dec-2025

Sr. No.	Name of Toll Plaza Location	Chainage
National Highway NH-48 (From Km. 20+400 to 131+200)		
1	Shedung	103+350

Type of Vehicle	For corresponding day/month of previous year 14-Dec-2024		For preceding day/month 13-Dec-2025		For the day/month reported upon 14-Dec-2025		
	No. of Vehicles	Fee collected (in lakh Rs.)	No. of Vehicles	Fee collected (in lakh Rs.)	Fee per Vehicle (in Rs.)	No. of Vehicles	Fee collected (in lakh Rs.)
1	2	3	4	5	6	7	8
A-Car (Note-7)	15922	935109	17308	957402	Note-1	16176	903275
B-LCV	1175	115670	1221	120397		785	75131
C-Bus	1222	248932	1341	271162		953	189152
D-Truck	0	0	0	0		0	0
E-Three-axle vehicle	0	0	0	0		0	0
F-Multi-axle Truck	1718	696399	1886	759984		1484	578881
G-Oversized vehicle	0	0	0	0		0	0
FASTag Debit Adjustment/ Chargeback Received from Bank (Net) (Note-5)	0	1654	0	494	Note-5	0	0
H- Total	20037	1997764	21756	2109439		19398	1746439

Day/Month wise Opening Balance of Toll Collection & Traffic

Day	14										
Month	12										
Year	2025										
Toll Depositing Bank	State Bank Of India										
Bank Account No.	39177623786										
Transaction Type	Car/Jeep Count	Total Car/ Jeep Amount (in Rs.)	Bus/Truck Count	Total Bus / Truck Amount (in Rs.)	LCV Count	Total LCV Amount (in Rs.)	MAV (Multi Axle Vehicle Count)	Total MAV (Multi Axle Vehicle) Amount (in Rs.)	Three Axle Count	Three Axle Count Amount (in Rs.)	FASTag Debit Adjustment/ Chargeback Received from Bank (Net)
1	2	3	4	5	8	9	10	11	12	13	Note-5
Single Journey	9420	412834	606	102262	567	47676	1223	442434	0	0	0
Monthly Pass Sales	0	0	0	0	0	0	0	0	0	0	0
Daily Pass Sales	5043	356879	319	79136	202	25421	256	133962	0	0	0
Local Pass Sales	0	0	0	0	0	0	0	0	0	0	0
Return Pass Sales	0	0	0	0	0	0	0	0	0	0	0
Double User Fee (FASTag Lane Violation) (Note-6)	934	87796	16	5280	6	996	1	710	0	0	0
1.25 times User Fee via UPI (FASTag Lane Violation) (Note-9)	779	45766	12	2475	10	1038	4	1775	0	0	0

Traffic and Revenue Receivable (Annual Pass - Note 7)		
Transaction Type	Car/Jeep Count	Total Car/ Jeep Amount (in Rs.)
1	2	3
Annual Pass	1123	62754

Total Non-Tollable Traffic Count Entry Details (Note-2)						
Transaction Type	Car/Jeep Count	Bus/Truck Count	LCV Count	MAV (Multi Axle Vehicle Count)	Three Axle Count	
1	2	3	5	6	7	
Reuse & Exit	5631	515	255	282	0	
Exemption & Violation	5150	148	40	90	0	

- Notes**
- Fee for Fastag vehicles passing two toll plazas, is collected at two plazas in few cases and therefore section wise traffic details will not be available at one plaza for same.
 - All Non-tollable traffic could not be recorded/reported due to unavailability of adequate Lanes & systems. Non-Tollable count includes Reuse of daily/return/monthly pass, exit trips, exemption and violations.
 - Reporting (FASTag/Cash/Card) - 12:00:00 AM to 11:59:59 PM.
 - Fastag Collection is net of Acquiring Bank Charges
 - FASTag Debit Adjustment/Chargeback Received from Bank (Net)
 - Double user fee (from cash vehicles entering dedicated Fastag lane) collected from vehicles are reported separately (count and revenue). These are included in vehicle category wise count and revenue.
 - Annual FASTag pass w.e.f. 15 August 2025 as per directions of MPEL vide letter no MPEL/DIC/2025/676 dated August 14, 2025.
 - Annual Pass Toll Revenue receivable (as given in the table above) is not included in the column 'Fee Collected'.
 - '1.25' times User Fee via UPI for vehicles without a valid FASTag w.e.f. 15 November 2025 as per directions of MPEL vide letter no MPEL/02/DIC/968 dated 10 November 2025.



MONTHLY/DAILY FEE STATEMENT

Project Highway: National Highway NH-48

Day/Month: 15-Dec-2025

Sr. No.	Name of Toll Plaza Location	Chainage
1	Shedung National Highway NH-48 (From Km. 20+400 to 131+200)	103+350

Type of Vehicle	For corresponding day/month of previous year 15-Dec-2024		For preceding day/month 14-Dec-2025		For the day/month reported upon 15-Dec-2025		
	No. of Vehicles	Fee collected (in lakh Rs.)	No. of Vehicles	Fee collected (in lakh Rs.)	Fee per Vehicle (in Rs.)	No. of Vehicles	Fee collected (in lakh Rs.)
1	2	3	4	5	6	7	8
A-Car (Note-7)	15714	930615	16176	903275	Note-1	12111	672313
B-LCV	701	67795	785	75131		1105	111522
C-Bus	842	170000	953	189152		1203	246927
D-Truck	0	0	0	0		0	0
E-Three-axle vehicle	0	0	0	0		0	0
F-Multi-axle Truck	1263	498628	1484	578881		1733	688837
G-Oversized vehicle	0	0	0	0		0	0
FASTag Debit Adjustment/ Chargeback Received from Bank (Net) (Note-5)	0	0	0	0	Note-5	0	1474
H- Total	18520	1667038	19398	1746439		16152	1721073

Day/Month wise Opening Balance of Toll Collection & Traffic

Day	15										
Month	12										
Year	2025										
Toll Depositing Bank	State Bank Of India										
Bank Account No.	39177623786										
Transaction Type	Car/Jeep Count	Total Car/ Jeep Amount (in Rs.)	Bus/Truck Count	Total Bus / Truck Amount (in Rs.)	LCV Count	Total LCV Amount (in Rs.)	MAV (Multi Axle Vehicle Count)	Total MAV (Multi Axle Vehicle) Amount (in Rs.)	Three Axle Count	Three Axle Count Amount (in Rs.)	FASTag Debit Adjustment/ Chargeback Received from Bank (Net)
1	2	3	4	5	8	9	10	11	12	13	Note-5
Single Journey	6583	274372	655	111266	683	58566	1375	500992	0	0	1474
Monthly Pass Sales	0	0	0	0	0	0	0	0	0	0	0
Daily Pass Sales	4309	304999	491	121430	394	49366	340	178527	0	0	0
Local Pass Sales	0	0	0	0	0	0	0	0	0	0	0
Return Pass Sales	0	0	0	0	0	0	0	0	0	0	0
Double User Fee (FASTag Lane Violation) (Note-6)	605	56870	20	6600	11	1826	5	3550	0	0	0
1.25 times User Fee via UPI (FASTag Lane Violation) (Note-9)	614	36073	37	7631	17	1764	13	5769	0	0	0

Traffic and Revenue Receivable (Annual Pass - Note 7)		
Transaction Type	Car/Jeep Count	Total Car/ Jeep Amount (in Rs.)
1	2	3
Annual Pass	1088	60123

Total Non-Tollable Traffic Count Entry Details (Note-2)					
Transaction Type	Car/Jeep Count	Bus/Truck Count	LCV Count	MAV (Multi Axle Vehicle Count)	Three Axle Count
1	2	3	5	6	7
Reuse & Exit	5227	747	508	395	0
Exemption & Violation	5282	198	60	120	0

Notes

1. Fee for Fastag vehicles passing two toll plazas, is collected at two plazas in few cases and therefore section wise traffic details will not be available at one plaza for same.
2. All Non-tollable traffic could not be recorded/reported due to unavailability of adequate Lanes & systems. Non-Tollable count includes Reuse of daily/return/monthly pass, exit trips, exemption and violations.
3. Reporting (FASTag/Cash/Card) - 12:00:00 AM to 11:59:59 PM.
4. Fastag Collection is net of Acquiring Bank Charges
5. FASTag Debit Adjustment/Chargeback Received from Bank (Net)
6. Double user fee (from cash vehicles entering dedicated Fastag lane) collected from vehicles are reported separately (count and revenue). These are included in vehicle category wise count and revenue.
7. Annual FASTag pass w.e.f. 15 August 2025 as per directions of MPEL vide letter no MPEL/DIC/2025/676 dated August 14, 2025.
8. Annual Pass Toll Revenue receivable (as given in the table above) is not included in the column 'Fee Collected'.
9. '1.25' times User Fee via UPI for vehicles without a valid FASTag w.e.f. 15 November 2025 as per directions of MPEL vide letter no MPEL/02/DIC/968 dated 10 November 2025.



MONTHLY/DAILY FEE STATEMENT

Project Highway: National Highway NH-48

Day/Month: 16-Dec-2025

Sr. No.	Name of Toll Plaza Location	Chainage
National Highway NH-48 (From Km. 20+400 to 131+200)		
1	Shedung	103+350

Type of Vehicle	For corresponding day/month of previous year 16-Dec-2024		For preceding day/month 15-Dec-2025		For the day/month reported upon 16-Dec-2025		
	No. of Vehicles	Fee collected (in lakh Rs.)	No. of Vehicles	Fee collected (in lakh Rs.)	Fee per Vehicle (in Rs.)	No. of Vehicles	Fee collected (in lakh Rs.)
1	2	3	4	5	6	7	8
A-Car (Note-7)	10857	626034	12111	672313	Note-1	11218	624614
B-LCV	1017	100414	1105	111522		1187	118632
C-Bus	1178	242290	1203	246927		1279	260366
D-Truck	0	0	0	0		0	0
E-Three-axle vehicle	0	0	0	0		0	0
F-Multi-axle Truck	1520	612859	1733	688837		1841	745893
G-Oversized vehicle	0	0	0	0		0	0
FASTag Debit Adjustment/ Chargeback Received from Bank (Net) (Note-5)	0	1090	0	1474	Note-5	0	753
H- Total	14572	1582686	16152	1721073		15525	1750257

Day/Month wise Opening Balance of Toll Collection & Traffic

Day	16										
Month	12										
Year	2025										
Toll Depositing Bank	State Bank Of India										
Bank Account No.	39177623786										
Transaction Type	Car/Jeep Count	Total Car/ Jeep Amount (in Rs.)	Bus/Truck Count	Total Bus / Truck Amount (in Rs.)	LCV Count	Total LCV Amount (in Rs.)	MAV (Multi Axle Vehicle Count)	Total MAV (Multi Axle Vehicle) Amount (in Rs.)	Three Axle Count	Three Axle Count Amount (in Rs.)	FASTag Debit Adjustment/ Chargeback Received from Bank (Net)
1	2	3	4	5	8	9	10	11	12	13	Note-5
Single Journey	5875	240139	719	121319	748	63627	1381	502935	0	0	753
Monthly Pass Sales	0	0	0	0	0	0	0	0	0	0	0
Daily Pass Sales	4220	299252	506	124939	422	52930	424	224587	0	0	0
Local Pass Sales	0	0	0	0	0	0	0	0	0	0	0
Return Pass Sales	0	0	0	0	0	0	0	0	0	0	0
Double User Fee (FASTag Lane Violation) (Note-6)	546	51324	24	7920	5	830	9	6390	0	0	0
1.25 times User Fee via UPI (FASTag Lane Violation) (Note-9)	577	33899	30	6188	12	1245	27	11981	0	0	0

Traffic and Revenue Receivable (Annual Pass - Note 7)		
Transaction Type	Car/Jeep Count	Total Car/ Jeep Amount (in Rs.)
1	2	3
Annual Pass	1077	59379

Total Non-Tollable Traffic Count Entry Details (Note-2)						
Transaction Type	Car/Jeep Count	Bus/Truck Count	LCV Count	MAV (Multi Axle Vehicle Count)	Three Axle Count	
1	2	3	5	6	7	
Reuse & Exit	5039	740	525	579	0	
Exemption & Violation	5342	216	44	129	0	

- Notes**
- Fee for Fastag vehicles passing two toll plazas, is collected at two plazas in few cases and therefore section wise traffic details will not be available at one plaza for same.
 - All Non-tollable traffic could not be recorded/reported due to unavailability of adequate Lanes & systems. Non-Tollable count includes Reuse of daily/return/monthly pass, exit trips, exemption and violations.
 - Reporting (FASTag/Cash/Card) - 12:00:00 AM to 11:59:59 PM.
 - Fastag Collection is net of Acquiring Bank Charges
 - FASTag Debit Adjustment/Chargeback Received from Bank (Net)
 - Double user fee (from cash vehicles entering dedicated Fastag lane) collected from vehicles are reported separately (count and revenue). These are included in vehicle category wise count and revenue.
 - Annual FASTag pass w.e.f. 15 August 2025 as per directions of MPEL vide letter no MPEL/DIC/2025/676 dated August 14, 2025.
 - Annual Pass Toll Revenue receivable (as given in the table above) is not included in the column 'Fee Collected'.
 - '1.25' times User Fee via UPI for vehicles without a valid FASTag w.e.f. 15 November 2025 as per directions of MPEL vide letter no MPEL/02/DIC/968 dated 10 November 2025.



MONTHLY/DAILY FEE STATEMENT

Project Highway: National Highway NH-48

Day/Month: 17-Dec-2025

Sr. No.	Name of Toll Plaza Location	Chainage
National Highway NH-48 (From Km. 20+400 to 131+200)		
1	Shedung	103+350

Type of Vehicle	For corresponding day/month of previous year 17-Dec-2024		For preceding day/month 16-Dec-2025		For the day/month reported upon 17-Dec-2025		
	No. of Vehicles	Fee collected (in lakh Rs.)	No. of Vehicles	Fee collected (in lakh Rs.)	Fee per Vehicle (in Rs.)	No. of Vehicles	Fee collected (in lakh Rs.)
1	2	3	4	5	6	7	8
A-Car (Note-7)	10104	594999	11218	624614	Note-1	11192	627495
B-LCV	1223	122220	1187	118632		1292	130520
C-Bus	1251	256465	1279	260366		1349	276866
D-Truck	0	0	0	0		0	0
E-Three-axle vehicle	0	0	0	0		0	0
F-Multi-axle Truck	1621	661759	1841	745893		1979	794069
G-Oversized vehicle	0	0	0	0		0	0
FASTag Debit Adjustment/ Chargeback Received from Bank (Net) (Note-5)	0	2149	0	753	Note-5	0	1482
H- Total	14199	1637591	15525	1750257		15812	1830432

Day/Month wise Opening Balance of Toll Collection & Traffic

Day	17										
Month	12										
Year	2025										
Toll Depositing Bank	State Bank Of India										
Bank Account No.	39177623786										
Transaction Type	Car/Jeep Count	Total Car/ Jeep Amount (in Rs.)	Bus/Truck Count	Total Bus / Truck Amount (in Rs.)	LCV Count	Total LCV Amount (in Rs.)	MAV (Multi Axle Vehicle Count)	Total MAV (Multi Axle Vehicle) Amount (in Rs.)	Three Axle Count	Three Axle Count Amount (in Rs.)	FASTag Debit Adjustment/ Chargeback Received from Bank (Net)
1	2	3	4	5	8	9	10	11	12	13	Note-5
Single Journey	5771	237920	745	126556	783	66630	1510	546864	0	0	1482
Monthly Pass Sales	0	0	0	0	0	0	0	0	0	0	0
Daily Pass Sales	4361	309040	545	134676	485	60653	436	231230	0	0	0
Local Pass Sales	0	0	0	0	0	0	0	0	0	0	0
Return Pass Sales	0	0	0	0	0	0	0	0	0	0	0
Double User Fee (FASTag Lane Violation) (Note-6)	518	48692	28	9240	12	1992	5	3550	0	0	0
1.25 times User Fee via UPI (FASTag Lane Violation) (Note-9)	542	31843	31	6394	12	1245	28	12425	0	0	0

Traffic and Revenue Receivable (Annual Pass - Note 7)		
Transaction Type	Car/Jeep Count	Total Car/ Jeep Amount (in Rs.)
1	2	3
Annual Pass	1195	66473

Total Non-Tollable Traffic Count Entry Details (Note-2)					
Transaction Type	Car/Jeep Count	Bus/Truck Count	LCV Count	MAV (Multi Axle Vehicle Count)	Three Axle Count
1	2	3	5	6	7
Reuse & Exit	5212	777	615	514	0
Exemption & Violation	5229	226	49	127	0

Notes

1. Fee for Fastag vehicles passing two toll plazas, is collected at two plazas in few cases and therefore section wise traffic details will not be available at one plaza for same.
2. All Non-tollable traffic could not be recorded/reported due to unavailability of adequate Lanes & systems. Non-Tollable count includes Reuse of daily/return/monthly pass, exit trips, exemption and violations.
3. Reporting (FASTag/Cash/Card) - 12:00:00 AM to 11:59:59 PM.
4. Fastag Collection is net of Acquiring Bank Charges
5. FASTag Debit Adjustment/Chargeback Received from Bank (Net)
6. Double user fee (from cash vehicles entering dedicated Fastag lane) collected from vehicles are reported separately (count and revenue). These are included in vehicle category wise count and revenue.
7. Annual FASTag pass w.e.f. 15 August 2025 as per directions of MPEL vide letter no MPEL/DIC/2025/676 dated August 14, 2025.
8. Annual Pass Toll Revenue receivable (as given in the table above) is not included in the column 'Fee Collected'.
9. '1.25' times User Fee via UPI for vehicles without a valid FASTag w.e.f. 15 November 2025 as per directions of MPEL vide letter no MPEL/02/DIC/968 dated 10 November 2025.



MONTHLY/DAILY FEE STATEMENT

Project Highway: National Highway NH-48

Day/Month: 18-Dec-2025

Sr. No.	Name of Toll Plaza Location	Chainage
1	National Highway NH-48 (from Km. 20+400 to 131+200) Shedung	103+350

Type of Vehicle	For corresponding day/month of previous year 18-Dec-2024		For preceding day/month 17-Dec-2025		For the day/month reported upon 18-Dec-2025		
	No. of Vehicles	Fee collected (in lakh Rs.)	No. of Vehicles	Fee collected (in lakh Rs.)	Fee per Vehicle (in Rs.)	No. of Vehicles	Fee collected (in lakh Rs.)
1	2	3	4	5	6	7	8
A-Car (Note-7)	10551	624478	11192	627495	Note-1	11018	619497
B-LCV	1281	126327	1292	130520		1252	125931
C-Bus	1214	246534	1349	276866		1396	283526
D-Truck	0	0	0	0		0	0
E-Three-axle vehicle	0	0	0	0		0	0
F-Multi-axle Truck	1698	685618	1979	794069		1973	798130
G-Oversized vehicle	0	0	0	0		0	0
FASTag Debit Adjustment/ Chargeback Received from Bank (Net) (Note-5)	0	378	0	1482	Note-5	0	1832
H- Total	14744	1683334	15812	1830432		15639	1828916

Day/Month wise Opening Balance of Toll Collection & Traffic

Day	18										
Month	12										
Year	2025										
Toll Depositing Bank	State Bank Of India										
Bank Account No.	39177623786										
Transaction Type	Car/Jeep Count	Total Car/ Jeep Amount (in Rs.)	Bus/Truck Count	Total Bus / Truck Amount (in Rs.)	LCV Count	Total LCV Amount (in Rs.)	MAV (Multi Axle Vehicle Count)	Total MAV (Multi Axle Vehicle) Amount (in Rs.)	Three Axle Count	Three Axle Count Amount (in Rs.)	FASTag Debit Adjustment/ Chargeback Received from Bank (Net)
1	2	3	4	5	8	9	10	11	12	13	Note-5
Single Journey	5610	230331	786	133008	773	65810	1486	538953	0	0	1832
Monthly Pass Sales	1	359	0	0	0	0	0	0	0	0	0
Daily Pass Sales	4318	306216	545	134512	469	58897	452	239119	0	0	0
Local Pass Sales	0	0	0	0	0	0	0	0	0	0	0
Return Pass Sales	0	0	0	0	0	0	0	0	0	0	0
Double User Fee (FASTag Lane Violation) (Note-6)	528	49632	21	6930	3	498	17	12070	0	0	0
1.25 times User Fee via UPI (FASTag Lane Violation) (Note-9)	561	32959	44	9075	7	726	18	7988	0	0	0

Traffic and Revenue Receivable (Annual Pass - Note 7)		
Transaction Type	Car/Jeep Count	Total Car/ Jeep Amount (in Rs.)
1	2	3
Annual Pass	1119	61896

Total Non-Tollable Traffic Count Entry Details (Note-2)						
Transaction Type	Car/Jeep Count	Bus/Truck Count	LCV Count	MAV (Multi Axle Vehicle Count)	Three Axle Count	
1	2	3	5	6	7	
Reuse & Exit	5188	780	571	542		0
Exemption & Violation	4902	218	35	85		0



Notes

1. Fee for Fastag vehicles passing two toll plazas, is collected at two plazas in few cases and therefore section wise traffic details will not be available at one plaza for same.
2. All Non-tollable traffic could not be recorded/reported due to unavailability of adequate Lanes & systems. Non-Tollable count includes Reuse of daily/return/monthly pass, exit trips, exemption and violations.
3. Reporting (FASTag/Cash/Card) - 12:00:00 AM to 11:59:59 PM.
4. Fastag Collection is net of Acquiring Bank Charges
5. FASTag Debit Adjustment/Chargeback Received from Bank (Net)
6. Double user fee (from cash vehicles entering dedicated Fastag lane) collected from vehicles are reported separately (count and revenue). These are included in vehicle category wise count and revenue.
7. Annual FASTag pass w.e.f. 15 August 2025 as per directions of MPEL vide letter no MPEL/DIC/2025/676 dated August 14, 2025.
8. Annual Pass Toll Revenue receivable (as given in the table above) is not included in the column 'Fee Collected'.
9. '1.25' times User Fee via UPI for vehicles without a valid FASTag w.e.f. 15 November 2025 as per directions of MPEL vide letter no MPEL/02/DIC/968 dated 10 November 2025.

MONTHLY/DAILY FEE STATEMENT

Project Highway: National Highway NH-48

Day/Month: 19-Dec-2025

Sr. No.	Name of Toll Plaza Location	Chainage
1	National Highway NH-48 (from Km. 20+400 to 131+200) Shedung	103+350

Type of Vehicle	For corresponding day/month of previous year 19-Dec-2024		For preceding day/month 18-Dec-2025		For the day/month reported upon 19-Dec-2025		
	No. of Vehicles	Fee collected (in lakh Rs.)	No. of Vehicles	Fee collected (in lakh Rs.)	Fee per Vehicle (in Rs.)	No. of Vehicles	Fee collected (in lakh Rs.)
1	2	3	4	5	6	7	8
A-Car (Note-7)	10212	595968	11018	619497	Note-1	12165	675112
B-LCV	1222	120228	1252	125931		1229	122010
C-Bus	1278	380462	1396	283526		1405	404399
D-Truck	0	0	0	0		0	0
E-Three-axle vehicle	0	0	0	0		0	0
F-Multi-axle Truck	1696	692518	1973	798130		1927	775305
G-Oversized vehicle	0	0	0	0		0	0
FASTag Debit Adjustment/ Chargeback Received from Bank (Net) (Note-5)	0	602	0	1832	Note-5	0	629
H- Total	14408	1789778	15639	1828916		16726	1977453

Day/Month wise Opening Balance of Toll Collection & Traffic

Day	19
Month	12
Year	2025
Toll Depositing Bank	State Bank Of India
Bank Account No.	39177623786

Transaction Type	Car/Jeep Count	Total Car/ Jeep Amount (in Rs.)	Bus/Truck Count	Total Bus / Truck Amount (in Rs.)	LCV Count	Total LCV Amount (in Rs.)	MAV (Multi Axle Vehicle Count)	Total MAV (Multi Axle Vehicle) Amount (in Rs.)	Three Axle Count	Three Axle Count Amount (in Rs.)	FASTag Debit Adjustment/ Chargeback Received from Bank (Net)
1	2	3	4	5	8	9	10	11	12	13	Note-5
Single Journey	6802	288014	798	134384	787	66529	1471	534481	0	0	629
Monthly Pass Sales	0	0	25	123750	0	0	0	0	0	0	0
Daily Pass Sales	4263	302345	519	128321	423	52886	432	228310	0	0	0
Local Pass Sales	0	0	0	0	0	0	0	0	0	0	0
Return Pass Sales	0	0	0	0	0	0	0	0	0	0	0
Double User Fee (FASTag Lane Violation) (Note-6)	571	53674	40	13200	10	1660	7	4970	0	0	0
1.25 times User Fee via UPI (FASTag Lane Violation) (Note-9)	529	31079	23	4744	9	934	17	7544	0	0	0

Traffic and Revenue Receivable (Annual Pass - Note 7)		
Transaction Type	Car/Jeep Count	Total Car/ Jeep Amount (in Rs.)
1	2	3
Annual Pass	1164	64642

Total Non-Tollable Traffic Count Entry Details (Note-2)					
Transaction Type	Car/Jeep Count	Bus/Truck Count	LCV Count	MAV (Multi Axle Vehicle Count)	Three Axle Count
1	2	3	5	6	7
Reuse & Exit	5076	751	526	496	0
Exemption & Violation	5295	230	52	109	0



Notes

1. Fee for Fastag vehicles passing two toll plazas, is collected at two plazas in few cases and therefore section wise traffic details will not be available at one plaza for same.
2. All Non-tollable traffic could not be recorded/reported due to unavailability of adequate Lanes & systems. Non-Tollable count includes Reuse of daily/return/monthly pass, exit trips, exemption and violations.
3. Reporting (FASTag/Cash/Card) - 12:00:00 AM to 11:59:59 PM.
4. Fastag Collection is net of Acquiring Bank Charges
5. FASTag Debit Adjustment/Chargeback Received from Bank (Net)
6. Double user fee (from cash vehicles entering dedicated Fastag lane) collected from vehicles are reported separately (count and revenue). These are included in vehicle category wise count and revenue.
7. Annual FASTag pass w.e.f. 15 August 2025 as per directions of MPEL vide letter no MPEL/DIC/2025/676 dated August 14, 2025.
8. Annual Pass Toll Revenue receivable (as given in the table above) is not included in the column 'Fee Collected'.
9. '1.25' times User Fee via UPI for vehicles without a valid FASTag w.e.f. 15 November 2025 as per directions of MPEL vide letter no MPEL/02/DIC/968 dated 10 November 2025.

MONTHLY/DAILY FEE STATEMENT

Project Highway: National Highway NH-48

Day/Month: 20-Dec-2025

Sr. No.	Name of Toll Plaza Location	Chainage
1	National Highway NH-48 (from Km. 20+400 to 131+200) Shedung	103+350

Type of Vehicle	For corresponding day/month of previous year 20-Dec-2024		For preceding day/month 19-Dec-2025		For the day/month reported upon 20-Dec-2025		
	No. of Vehicles	Fee collected (in lakh Rs.)	No. of Vehicles	Fee collected (in lakh Rs.)	Fee per Vehicle (in Rs.)	No. of Vehicles	Fee collected (in lakh Rs.)
1	2	3	4	5	6	7	8
A-Car (Note-7)	11847	685395	12165	675112	Note-1	15754	874477
B-LCV	1230	120507	1229	122010		1271	125820
C-Bus	1301	264189	1405	404399		1364	274383
D-Truck	0	0	0	0		0	0
E-Three-axle vehicle	0	0	0	0		0	0
F-Multi-axle Truck	1772	730920	1927	775305		1876	754308
G-Oversized vehicle	0	0	0	0		0	0
FASTag Debit Adjustment/ Chargeback Received from Bank (Net) (Note-5)	0	614	0	629	Note-5	0	716
H- Total	16150	1801625	16726	1977453		20265	2029704

Day/Month wise Opening Balance of Toll Collection & Traffic

Day	20										
Month	12										
Year	2025										
Toll Depositing Bank	State Bank Of India										
Bank Account No.	39177623786										
Transaction Type	Car/Jeep Count	Total Car/ Jeep Amount (in Rs.)	Bus/Truck Count	Total Bus / Truck Amount (in Rs.)	LCV Count	Total LCV Amount (in Rs.)	MAV (Multi Axle Vehicle Count)	Total MAV (Multi Axle Vehicle) Amount (in Rs.)	Three Axle Count	Three Axle Count Amount (in Rs.)	FASTag Debit Adjustment/ Chargeback Received from Bank (Net) Note-5
1	2	3	4	5	8	9	10	11	12	13	
Single Journey	9105	394915	816	137567	849	72659	1440	522418	0	0	716
Monthly Pass Sales	0	0	0	0	0	0	0	0	0	0	0
Daily Pass Sales	5221	369405	492	121800	408	51148	393	208816	0	0	0
Local Pass Sales	0	0	0	0	0	0	0	0	0	0	0
Return Pass Sales	0	0	0	0	0	0	0	0	0	0	0
Double User Fee (FASTag Lane Violation) (Note-6)	745	70030	28	9240	9	1494	15	10650	0	0	0
1.25 times User Fee via UPI (FASTag Lane Violation) (Note-9)	683	40126	28	5775	5	519	28	12425	0	0	0

Traffic and Revenue Receivable (Annual Pass - Note 7)		
Transaction Type	Car/Jeep Count	Total Car/ Jeep Amount (in Rs.)
1	2	3
Annual Pass	1286	70649

Total Non-Tollable Traffic Count Entry Details (Note-2)						
Transaction Type	Car/Jeep Count	Bus/Truck Count	LCV Count	MAV (Multi Axle Vehicle Count)	Three Axle Count	
1	2	3	5	6	7	
Reuse & Exit	6046	679	502	451		0
Exemption & Violation	5376	197	39	125		0

Notes

- Fee for Fastag vehicles passing two toll plazas, is collected at two plazas in few cases and therefore section wise traffic details will not be available at one plaza for same.
- All Non-tollable traffic could not be recorded/reported due to unavailability of adequate Lanes & systems. Non-Tollable count includes Reuse of daily/return/monthly pass, exit trips, exemption and violations.
- Reporting (FASTag/Cash/Card) - 12:00:00 AM to 11:59:59 PM.
- Fastag Collection is net of Acquiring Bank Charges
- FASTag Debit Adjustment/Chargeback Received from Bank (Net)
- Double user fee (from cash vehicles entering dedicated Fastag lane) collected from vehicles are reported separately (count and revenue). These are included in vehicle category wise count and revenue.
- Annual FASTag pass w.e.f. 15 August 2025 as per directions of MPEL vide letter no MPEL/DIC/2025/676 dated August 14, 2025.
- Annual Pass Toll Revenue receivable (as given in the table above) is not included in the column 'Fee Collected'.
- '1.25' times User Fee via UPI for vehicles without a valid FASTag w.e.f. 15 November 2025 as per directions of MPEL vide letter no MPEL/02/DIC/968 dated 10 November 2025.



MONTHLY/DAILY FEE STATEMENT

Project Highway: National Highway NH-48

Day/Month: 21-Dec-2025

Sr. No.	Name of Toll Plaza Location	Chainage
1	National Highway NH-48 (from Km. 20+400 to 131+200) Shedung	103+350

Type of Vehicle	For corresponding day/month of previous year 21-Dec-2024		For preceding day/month 20-Dec-2025		For the day/month reported upon 21-Dec-2025		
	No. of Vehicles	Fee collected (in lakh Rs.)	No. of Vehicles	Fee collected (in lakh Rs.)	Fee per Vehicle (in Rs.)	No. of Vehicles	Fee collected (in lakh Rs.)
1	2	3	4	5	6	7	8
A-Car (Note-7)	15015	862302	15754	874477	Note-1	15448	870725
B-LCV	1294	126941	1271	125820		838	80695
C-Bus	1250	249395	1364	274383		997	202309
D-Truck	0	0	0	0		0	0
E-Three-axle vehicle	0	0	0	0		0	0
F-Multi-axle Truck	1809	740623	1876	754308		1414	559163
G-Oversized vehicle	0	0	0	0		0	0
FASTag Debit Adjustment/ Chargeback Received from Bank (Net) (Note-5)	0	368	0	716	Note-5	0	-70
H- Total	19368	1979629	20265	2029704		18697	1712822

Day/Month wise Opening Balance of Toll Collection & Traffic

Day	21
Month	12
Year	2025
Toll Depositing Bank	State Bank Of India
Bank Account No.	39177623786

Transaction Type	Car/Jeep Count	Total Car/ Jeep Amount (in Rs.)	Bus/Truck Count	Total Bus / Truck Amount (in Rs.)	LCV Count	Total LCV Amount (in Rs.)	MAV (Multi Axle Vehicle Count)	Total MAV (Multi Axle Vehicle) Amount (in Rs.)	Three Axle Count	Three Axle Count Amount (in Rs.)	FASTag Debit Adjustment/ Chargeback Received from Bank (Net)
1	2	3	4	5	8	9	10	11	12	13	Note-5
Single Journey	8730	383431	588	99576	603	50859	1142	415980	0	0	-70
Monthly Pass Sales	0	0	0	0	0	0	0	0	0	0	0
Daily Pass Sales	5087	359818	354	87800	215	26952	259	136615	0	0	0
Local Pass Sales	0	0	0	0	0	0	0	0	0	0	0
Return Pass Sales	0	0	0	0	0	0	0	0	0	0	0
Double User Fee (FASTag Lane Violation) (Note-6)	898	84412	29	9570	13	2158	3	2130	0	0	0
1.25 times User Fee via UPI (FASTag Lane Violation) (Note-9)	733	43064	26	5363	7	726	10	4438	0	0	0

Traffic and Revenue Receivable (Annual Pass - Note 7)		
Transaction Type	Car/Jeep Count	Total Car/ Jeep Amount (in Rs.)
1	2	3
Annual Pass	1109	61553

Total Non-Tollable Traffic Count Entry Details (Note-2)						
Transaction Type	Car/Jeep Count	Bus/Truck Count	LCV Count	MAV (Multi Axle Vehicle Count)	Three Axle Count	
1	2	3	5	6	7	
Reuse & Exit	5743	565	279	306		0
Exemption & Violation	5322	168	33	64		0



Notes

1. Fee for Fastag vehicles passing two toll plazas, is collected at two plazas in few cases and therefore section wise traffic details will not be available at one plaza for same.
2. All Non-tollable traffic could not be recorded/reported due to unavailability of adequate Lanes & systems. Non-Tollable count includes Reuse of daily/return/monthly pass, exit trips, exemption and violations.
3. Reporting (FASTag/Cash/Card) - 12:00:00 AM to 11:59:59 PM.
4. Fastag Collection is net of Acquiring Bank Charges
5. FASTag Debit Adjustment/Chargeback Received from Bank (Net)
6. Double user fee (from cash vehicles entering dedicated Fastag lane) collected from vehicles are reported separately (count and revenue). These are included in vehicle category wise count and revenue.
7. Annual FASTag pass w.e.f. 15 August 2025 as per directions of MPEL vide letter no MPEL/DIC/2025/676 dated August 14, 2025.
8. Annual Pass Toll Revenue receivable (as given in the table above) is not included in the column 'Fee Collected'.
9. '1.25' times User Fee via UPI for vehicles without a valid FASTag w.e.f. 15 November 2025 as per directions of MPEL vide letter no MPEL/02/DIC/968 dated 10 November 2025.

MONTHLY/DAILY FEE STATEMENT

Project Highway: National Highway NH-48

Day/Month: 22-Dec-2025

Sr. No.	Name of Toll Plaza Location	Chainage
1	National Highway NH-48 (from Km. 20+400 to 131+200) Shedung	103+350

Type of Vehicle	For corresponding day/month of previous year 22-Dec-2024		For preceding day/month 21-Dec-2025		For the day/month reported upon 22-Dec-2025		
	No. of Vehicles	Fee collected (in lakh Rs.)	No. of Vehicles	Fee collected (in lakh Rs.)	Fee per Vehicle (in Rs.)	No. of Vehicles	Fee collected (in lakh Rs.)
1	2	3	4	5	6	7	8
A-Car (Note-7)	15953	941523	15448	870725	Note-1	11498	625648
B-LCV	771	74132	838	80695		1056	105450
C-Bus	897	179810	997	202309		1192	241936
D-Truck	0	0	0	0		0	0
E-Three-axle vehicle	0	0	0	0		0	0
F-Multi-axle Truck	1464	596358	1414	559163		1801	721627
G-Oversized vehicle	0	0	0	0		0	0
FASTag Debit Adjustment/ Chargeback Received from Bank (Net) (Note-5)	0	0	0	-70	Note-5	0	2443
H- Total	19085	1791823	18697	1712822		15547	1697104

Day/Month wise Opening Balance of Toll Collection & Traffic

Day	22
Month	12
Year	2025
Toll Depositing Bank	State Bank Of India
Bank Account No.	39177623786

Transaction Type	Car/Jeep Count	Total Car/ Jeep Amount (in Rs.)	Bus/Truck Count	Total Bus / Truck Amount (in Rs.)	LCV Count	Total LCV Amount (in Rs.)	MAV (Multi Axle Vehicle Count)	Total MAV (Multi Axle Vehicle) Amount (in Rs.)	Three Axle Count	Three Axle Count Amount (in Rs.)	FASTag Debit Adjustment/ Chargeback Received from Bank (Net) Note-5
1	2	3	4	5	8	9	10	11	12	13	
Single Journey	6507	266912	681	114859	662	56478	1385	500198	0	0	2443
Monthly Pass Sales	0	0	0	0	0	0	0	0	0	0	0
Daily Pass Sales	3994	281550	472	117054	377	46960	387	204833	0	0	0
Local Pass Sales	0	0	0	0	0	0	0	0	0	0	0
Return Pass Sales	0	0	0	0	0	0	0	0	0	0	0
Double User Fee (FASTag Lane Violation) (Note-6)	528	49632	16	5280	4	664	14	9940	0	0	0
1.25 times User Fee via UPI (FASTag Lane Violation) (Note-9)	469	27554	23	4744	13	1349	15	6656	0	0	0

Traffic and Revenue Receivable (Annual Pass - Note 7)		
Transaction Type	Car/Jeep Count	Total Car/ Jeep Amount (in Rs.)
1	2	3
Annual Pass	1108	61782

Total Non-Tollable Traffic Count Entry Details (Note-2)					
Transaction Type	Car/Jeep Count	Bus/Truck Count	LCV Count	MAV (Multi Axle Vehicle Count)	Three Axle Count
1	2	3	5	6	7
Reuse & Exit	4928	711	497	502	0
Exemption & Violation	5333	223	66	148	0

Notes

1. Fee for Fastag vehicles passing two toll plazas, is collected at two plazas in few cases and therefore section wise traffic details will not be available at one plaza for same.
2. All Non-tollable traffic could not be recorded/reported due to unavailability of adequate Lanes & systems. Non-Tollable count includes Reuse of daily/return/monthly pass, exit trips, exemption and violations.
3. Reporting (FASTag/Cash/Card) - 12:00:00 AM to 11:59:59 PM.
4. Fastag Collection is net of Acquiring Bank Charges
5. FASTag Debit Adjustment/Chargeback Received from Bank (Net)
6. Double user fee (from cash vehicles entering dedicated Fastag lane) collected from vehicles are reported separately (count and revenue). These are included in vehicle category wise count and revenue.
7. Annual FASTag pass w.e.f. 15 August 2025 as per directions of MPEL vide letter no MPEL/DIC/2025/676 dated August 14, 2025.
8. Annual Pass Toll Revenue receivable (as given in the table above) is not included in the column 'Fee Collected'.
9. '1.25' times User Fee via UPI for vehicles without a valid FASTag w.e.f. 15 November 2025 as per directions of MPEL vide letter no MPEL/02/DIC/968 dated 10 November 2025.



MONTHLY/DAILY FEE STATEMENT

Project Highway: National Highway NH-48

Day/Month: 23-Dec-2025

Sr. No.	Name of Toll Plaza Location	Chainage
National Highway NH-48 (From Km. 20+400 to 131+200)		
1	Shedung	103+350

Type of Vehicle	For corresponding day/month of previous year 23-Dec-2024		For preceding day/month 22-Dec-2025		For the day/month reported upon 23-Dec-2025		
	No. of Vehicles	Fee collected (in lakh Rs.)	No. of Vehicles	Fee collected (in lakh Rs.)	Fee per Vehicle (in Rs.)	No. of Vehicles	Fee collected (in lakh Rs.)
1	2	3	4	5	6	7	8
A-Car (Note-7)	11822	684782	11498	625648	Note-1	11606	650357
B-LCV	1049	104239	1056	105450		1331	133051
C-Bus	1203	247889	1192	241936		1277	259669
D-Truck	0	0	0	0		0	0
E-Three-axle vehicle	0	0	0	0		0	0
F-Multi-axle Truck	1654	679404	1801	721627		1971	793963
G-Oversized vehicle	0	0	0	0		0	0
FASTag Debit Adjustment/ Chargeback Received from Bank (Net) (Note-5)	0	2511	0	2443	Note-5	0	973
H- Total	15728	1718825	15547	1697104		16185	1838013

Day/Month wise Opening Balance of Toll Collection & Traffic

Day	23										
Month	12										
Year	2025										
Toll Depositing Bank	State Bank Of India										
Bank Account No.	39177623786										
Transaction Type	Car/Jeep Count	Total Car/ Jeep Amount (in Rs.)	Bus/Truck Count	Total Bus / Truck Amount (in Rs.)	LCV Count	Total LCV Amount (in Rs.)	MAV (Multi Axle Vehicle Count)	Total MAV (Multi Axle Vehicle) Amount (in Rs.)	Three Axle Count	Three Axle Count Amount (in Rs.)	FASTag Debit Adjustment/ Chargeback Received from Bank (Net)
1	2	3	4	5	8	9	10	11	12	13	Note-5
Single Journey	6111	252991	721	122192	862	73756	1475	531440	0	0	973
Monthly Pass Sales	0	0	0	0	0	0	0	0	0	0	0
Daily Pass Sales	4370	309876	480	118584	434	54357	477	252495	0	0	0
Local Pass Sales	0	0	0	0	0	0	0	0	0	0	0
Return Pass Sales	0	0	0	0	0	0	0	0	0	0	0
Double User Fee (FASTag Lane Violation) (Note-6)	607	57058	26	8580	21	3486	6	4260	0	0	0
1.25 times User Fee via UPI (FASTag Lane Violation) (Note-9)	518	30433	50	10313	14	1453	13	5769	0	0	0

Traffic and Revenue Receivable (Annual Pass - Note 7)		
Transaction Type	Car/Jeep Count	Total Car/ Jeep Amount (in Rs.)
1	2	3
Annual Pass	1127	62411

Total Non-Tollable Traffic Count Entry Details (Note-2)					
Transaction Type	Car/Jeep Count	Bus/Truck Count	LCV Count	MAV (Multi Axle Vehicle Count)	Three Axle Count
1	2	3	5	6	7
Reuse & Exit	5191	696	549	597	0
Exemption & Violation	5083	219	48	124	0

Notes

1. Fee for Fastag vehicles passing two toll plazas, is collected at two plazas in few cases and therefore section wise traffic details will not be available at one plaza for same.
2. All Non-tollable traffic could not be recorded/reported due to unavailability of adequate Lanes & systems. Non-Tollable count includes Reuse of daily/return/monthly pass, exit trips, exemption and violations.
3. Reporting (FASTag/Cash/Card) - 12:00:00 AM to 11:59:59 PM.
4. Fastag Collection is net of Acquiring Bank Charges
5. FASTag Debit Adjustment/Chargeback Received from Bank (Net)
6. Double user fee (from cash vehicles entering dedicated Fastag lane) collected from vehicles are reported separately (count and revenue). These are included in vehicle category wise count and revenue.
7. Annual FASTag pass w.e.f. 15 August 2025 as per directions of MPEL vide letter no MPEL/DIC/2025/676 dated August 14, 2025.
8. Annual Pass Toll Revenue receivable (as given in the table above) is not included in the column 'Fee Collected'.
9. '1.25' times User Fee via UPI for vehicles without a valid FASTag w.e.f. 15 November 2025 as per directions of MPEL vide letter no MPEL/02/DIC/968 dated 10 November 2025.



MONTHLY/DAILY FEE STATEMENT

Project Highway: National Highway NH-48

Day/Month: 24-Dec-2025

Sr. No.	Name of Toll Plaza Location	Chainage
1	National Highway NH-48 (From Km. 20+400 to 131+200) Shedung	103+350

Type of Vehicle	For corresponding day/month of previous year 24-Dec-2024		For preceding day/month 23-Dec-2025		For the day/month reported upon 24-Dec-2025		
	No. of Vehicles	Fee collected (in lakh Rs.)	No. of Vehicles	Fee collected (in lakh Rs.)	Fee per Vehicle (in Rs.)	No. of Vehicles	Fee collected (in lakh Rs.)
1	2	3	4	5	6	7	8
A-Car (Note-7)	12464	723948	11606	650357	Note-1	13150	726447
B-LCV	1152	117177	1331	133051		1335	132071
C-Bus	1207	246547	1277	259669		1292	260900
D-Truck	0	0	0	0		0	0
E-Three-axle vehicle	0	0	0	0		0	0
F-Multi-axle Truck	1800	738533	1971	793963		2127	855877
G-Oversized vehicle	0	0	0	0		0	0
FASTag Debit Adjustment/ Chargeback Received from Bank (Net) (Note-5)	0	1247	0	973	Note-5	0	1180
H- Total	16623	1827452	16185	1838013		17904	1976475

Day/Month wise Opening Balance of Toll Collection & Traffic

Day	24										
Month	12										
Year	2025										
Toll Depositing Bank	State Bank Of India										
Bank Account No.	39177623786										
Transaction Type	Car/Jeep Count	Total Car/ Jeep Amount (in Rs.)	Bus/Truck Count	Total Bus / Truck Amount (in Rs.)	LCV Count	Total LCV Amount (in Rs.)	MAV (Multi Axle Vehicle Count)	Total MAV (Multi Axle Vehicle) Amount (in Rs.)	Three Axle Count	Three Axle Count Amount (in Rs.)	FASTag Debit Adjustment/ Chargeback Received from Bank (Net)
1	2	3	4	5	8	9	10	11	12	13	Note-5
Single Journey	7431	314143	755	127345	857	72217	1617	584849	0	0	1180
Monthly Pass Sales	1	359	0	0	0	0	0	0	0	0	0
Daily Pass Sales	4523	320306	502	124603	446	55974	493	262420	0	0	0
Local Pass Sales	0	0	0	0	0	0	0	0	0	0	0
Return Pass Sales	0	0	0	0	0	0	0	0	0	0	0
Double User Fee (FASTag Lane Violation) (Note-6)	608	57152	14	4620	9	1494	4	2840	0	0	0
1.25 times User Fee via UPI (FASTag Lane Violation) (Note-9)	587	34486	21	4331	23	2386	13	5769	0	0	0

Traffic and Revenue Receivable (Annual Pass - Note 7)		
Transaction Type	Car/Jeep Count	Total Car/ Jeep Amount (in Rs.)
1	2	3
Annual Pass	1267	69276

Total Non-Tollable Traffic Count Entry Details (Note-2)						
Transaction Type	Car/Jeep Count	Bus/Truck Count	LCV Count	MAV (Multi Axle Vehicle Count)	Three Axle Count	
1	2	3	5	6	7	
Reuse & Exit	5381	737	538	604	0	
Exemption & Violation	5442	213	53	156	0	

- Notes**
1. Fee for Fastag vehicles passing two toll plazas, is collected at two plazas in few cases and therefore section wise traffic details will not be available at one plaza for same.
 2. All Non-tollable traffic could not be recorded/reported due to unavailability of adequate Lanes & systems. Non-Tollable count includes Reuse of daily/return/monthly pass, exit trips, exemption and violations.
 3. Reporting (FASTag/Cash/Card) - 12:00:00 AM to 11:59:59 PM.
 4. Fastag Collection is net of Acquiring Bank Charges
 5. FASTag Debit Adjustment/Chargeback Received from Bank (Net)
 6. Double user fee (from cash vehicles entering dedicated Fastag lane) collected from vehicles are reported separately (count and revenue). These are included in vehicle category wise count and revenue.
 7. Annual FASTag pass w.e.f. 15 August 2025 as per directions of MPEL vide letter no MPEL/DIC/2025/676 dated August 14, 2025.
 8. Annual Pass Toll Revenue receivable (as given in the table above) is not included in the column 'Fee Collected'.
 9. '1.25' times User Fee via UPI for vehicles without a valid FASTag w.e.f. 15 November 2025 as per directions of MPEL vide letter no MPEL/02/DIC/968 dated 10 November 2025.



MONTHLY/DAILY FEE STATEMENT

Project Highway: National Highway NH-48

Day/Month: 25-Dec-2025

Sr. No.	Name of Toll Plaza Location	Chainage
1	National Highway NH-48 (From Km. 20+400 to 131+200) Shedung	103+350

Type of Vehicle	For corresponding day/month of previous year 25-Dec-2024		For preceding day/month 24-Dec-2025		For the day/month reported upon 25-Dec-2025		
	No. of Vehicles	Fee collected (in lakh Rs.)	No. of Vehicles	Fee collected (in lakh Rs.)	Fee per Vehicle (in Rs.)	No. of Vehicles	Fee collected (in lakh Rs.)
1	2	3	4	5	6	7	8
A-Car (Note-7)	14354	837584	13150	726447	Note-1	15675	877501
B-LCV	890	85979	1335	132071		1069	105640
C-Bus	1106	223932	1292	260900		1252	253345
D-Truck	0	0	0	0		0	0
E-Three-axle vehicle	0	0	0	0		0	0
F-Multi-axle Truck	1572	643223	2127	855877		2023	809268
G-Oversized vehicle	0	0	0	0		0	0
FASTag Debit Adjustment/ Chargeback Received from Bank (Net) (Note-5)	0	0	0	1180	Note-5	0	0
H- Total	17922	1790719	17904	1976475		20019	2045754

Day/Month wise Opening Balance of Toll Collection & Traffic

Day	25										
Month	12										
Year	2025										
Toll Depositing Bank	State Bank Of India										
Bank Account No.	39177623786										
Transaction Type	Car/Jeep Count	Total Car/ Jeep Amount (in Rs.)	Bus/Truck Count	Total Bus / Truck Amount (in Rs.)	LCV Count	Total LCV Amount (in Rs.)	MAV (Multi Axle Vehicle Count)	Total MAV (Multi Axle Vehicle) Amount (in Rs.)	Three Axle Count	Three Axle Count Amount (in Rs.)	FASTag Debit Adjustment/ Chargeback Received from Bank (Net)
1	2	3	4	5	8	9	10	11	12	13	Note-5
Single Journey	8829	383707	747	126803	703	59817	1561	563396	0	0	0
Monthly Pass Sales	0	0	0	0	0	0	0	0	0	0	0
Daily Pass Sales	5413	383097	453	112104	353	44038	442	234068	0	0	0
Local Pass Sales	0	0	0	0	0	0	0	0	0	0	0
Return Pass Sales	0	0	0	0	0	0	0	0	0	0	0
Double User Fee (FASTag Lane Violation) (Note-6)	752	70688	30	9900	7	1162	11	7810	0	0	0
1.25 times User Fee via UPI (FASTag Lane Violation) (Note-9)	681	40009	22	4538	6	623	9	3994	0	0	0

Traffic and Revenue Receivable (Annual Pass - Note 7)		
Transaction Type	Car/Jeep Count	Total Car/ Jeep Amount (in Rs.)
1	2	3
Annual Pass	1172	65100

Total Non-Tollable Traffic Count Entry Details (Note-2)					
Transaction Type	Car/Jeep Count	Bus/Truck Count	LCV Count	MAV (Multi Axle Vehicle Count)	Three Axle Count
1	2	3	5	6	7
Reuse & Exit	6167	679	430	581	0
Exemption & Violation	5161	160	31	102	0

Notes

1. Fee for Fastag vehicles passing two toll plazas, is collected at two plazas in few cases and therefore section wise traffic details will not be available at one plaza for same.
2. All Non-tollable traffic could not be recorded/reported due to unavailability of adequate Lanes & systems. Non-Tollable count includes Reuse of daily/return/monthly pass, exit trips, exemption and violations.
3. Reporting (FASTag/Cash/Card) - 12:00:00 AM to 11:59:59 PM.
4. Fastag Collection is net of Acquiring Bank Charges
5. FASTag Debit Adjustment/Chargeback Received from Bank (Net)
6. Double user fee (from cash vehicles entering dedicated Fastag lane) collected from vehicles are reported separately (count and revenue). These are included in vehicle category wise count and revenue.
7. Annual FASTag pass w.e.f. 15 August 2025 as per directions of MPEL vide letter no MPEL/DIC/2025/676 dated August 14, 2025.
8. Annual Pass Toll Revenue receivable (as given in the table above) is not included in the column 'Fee Collected'.
9. '1.25' times User Fee via UPI for vehicles without a valid FASTag w.e.f. 15 November 2025 as per directions of MPEL vide letter no MPEL/02/DIC/968 dated 10 November 2025.



MONTHLY/DAILY FEE STATEMENT

Project Highway: National Highway NH-48

Day/Month: 26-Dec-2025

Sr. No.	Name of Toll Plaza Location	Chainage
1	National Highway NH-48 (From Km. 20+400 to 131+200) Shedung	103+350

Type of Vehicle	For corresponding day/month of previous year 26-Dec-2024		For preceding day/month 25-Dec-2025		For the day/month reported upon 26-Dec-2025		
	No. of Vehicles	Fee collected (in lakh Rs.)	No. of Vehicles	Fee collected (in lakh Rs.)	Fee per Vehicle (in Rs.)	No. of Vehicles	Fee collected (in lakh Rs.)
1	2	3	4	5	6	7	8
A-Car (Note-7)	11951	693016	15675	877501	Note-1	14202	783948
B-LCV	1082	109320	1069	105640		1170	116184
C-Bus	1185	241461	1252	253345		1307	262645
D-Truck	0	0	0	0		0	0
E-Three-axle vehicle	0	0	0	0		0	0
F-Multi-axle Truck	1785	720589	2023	809268		2026	805668
G-Oversized vehicle	0	0	0	0		0	0
FASTag Debit Adjustment/ Chargeback Received from Bank (Net) (Note-5)	0	0	0	0	Note-5	0	2484
H- Total	16003	1764386	20019	2045754		18705	1970929

Day/Month wise Opening Balance of Toll Collection & Traffic

Day	26										
Month	12										
Year	2025										
Toll Depositing Bank	State Bank Of India										
Bank Account No.	39177623786										
Transaction Type	Car/Jeep Count	Total Car/ Jeep Amount (in Rs.)	Bus/Truck Count	Total Bus / Truck Amount (in Rs.)	LCV Count	Total LCV Amount (in Rs.)	MAV (Multi Axle Vehicle Count)	Total MAV (Multi Axle Vehicle) Amount (in Rs.)	Three Axle Count	Three Axle Count Amount (in Rs.)	FASTag Debit Adjustment/ Chargeback Received from Bank (Net)
1	2	3	4	5	8	9	10	11	12	13	Note-5
Single Journey	8267	355141	777	130489	762	64890	1596	578656	0	0	2484
Monthly Pass Sales	3	1078	0	0	0	0	0	0	0	0	0
Daily Pass Sales	4597	324728	498	123081	388	48472	400	210771	0	0	0
Local Pass Sales	0	0	0	0	0	0	0	0	0	0	0
Return Pass Sales	0	0	0	0	0	0	0	0	0	0	0
Double User Fee (FASTag Lane Violation) (Note-6)	697	65518	20	6600	12	1992	11	7810	0	0	0
1.25 times User Fee via UPI (FASTag Lane Violation) (Note-9)	638	37483	12	2475	8	830	19	8431	0	0	0

Traffic and Revenue Receivable (Annual Pass - Note 7)		
Transaction Type	Car/Jeep Count	Total Car/ Jeep Amount (in Rs.)
1	2	3
Annual Pass	1171	64185

Total Non-Tollable Traffic Count Entry Details (Note-2)						
Transaction Type	Car/Jeep Count	Bus/Truck Count	LCV Count	MAV (Multi Axle Vehicle Count)	Three Axle Count	
1	2	3	5	6	7	
Reuse & Exit	5397	737	483	485		0
Exemption & Violation	5323	199	47	162		0

Notes

- Fee for Fastag vehicles passing two toll plazas, is collected at two plazas in few cases and therefore section wise traffic details will not be available at one plaza for same.
- All Non-tollable traffic could not be recorded/reported due to unavailability of adequate Lanes & systems. Non-Tollable count includes Reuse of daily/return/monthly pass, exit trips, exemption and violations.
- Reporting (FASTag/Cash/Card) - 12:00:00 AM to 11:59:59 PM.
- Fastag Collection is net of Acquiring Bank Charges
- FASTag Debit Adjustment/Chargeback Received from Bank (Net)
- Double user fee (from cash vehicles entering dedicated Fastag lane) collected from vehicles are reported separately (count and revenue). These are included in vehicle category wise count and revenue.
- Annual FASTag pass w.e.f. 15 August 2025 as per directions of MPEL vide letter no MPEL/DIC/2025/676 dated August 14, 2025.
- Annual Pass Toll Revenue receivable (as given in the table above) is not included in the column 'Fee Collected'.
- '1.25' times User Fee via UPI for vehicles without a valid FASTag w.e.f. 15 November 2025 as per directions of MPEL vide letter no MPEL/02/DIC/968 dated 10 November 2025.



MONTHLY/DAILY FEE STATEMENT

Project Highway: National Highway NH-48

Day/Month: 27-Dec-2025

Sr. No.	Name of Toll Plaza Location	Chainage
1	Shedung National Highway NH-48 (From Km. 20+400 to 131+200)	103+350

Type of Vehicle	For corresponding day/month of previous year 27-Dec-2024		For preceding day/month 26-Dec-2025		For the day/month reported upon 27-Dec-2025		
	No. of Vehicles	Fee collected (in lakh Rs.)	No. of Vehicles	Fee collected (in lakh Rs.)	Fee per Vehicle (in Rs.)	No. of Vehicles	Fee collected (in lakh Rs.)
1	2	3	4	5	6	7	8
A-Car (Note-7)	13779	791923	14202	783948	Note-1	17425	964478
B-LCV	1136	110704	1170	116184		1294	127806
C-Bus	1313	263659	1307	262645		1305	263297
D-Truck	0	0	0	0		0	0
E-Three-axle vehicle	0	0	0	0		0	0
F-Multi-axle Truck	1814	746043	2026	805668		1956	785662
G-Oversized vehicle	0	0	0	0		0	0
FASTag Debit Adjustment/ Chargeback Received from Bank (Net) (Note-5)	0	1400	0	2484	Note-5	0	898
H- Total	18042	1913729	18705	1970929		21980	2142141

Day/Month wise Opening Balance of Toll Collection & Traffic

Day	27										
Month	12										
Year	2025										
Toll Depositing Bank	State Bank Of India										
Bank Account No.	39177623786										
Transaction Type	Car/Jeep Count	Total Car/ Jeep Amount (in Rs.)	Bus/Truck Count	Total Bus / Truck Amount (in Rs.)	LCV Count	Total LCV Amount (in Rs.)	MAV (Multi Axle Vehicle Count)	Total MAV (Multi Axle Vehicle) Amount (in Rs.)	Three Axle Count	Three Axle Count Amount (in Rs.)	FASTag Debit Adjustment/ Chargeback Received from Bank (Net)
1	2	3	4	5	8	9	10	11	12	13	Note-5
Single Journey	10511	464092	771	129989	842	71291	1491	540494	0	0	898
Monthly Pass Sales	0	0	0	0	0	0	0	0	0	0	0
Daily Pass Sales	5361	379572	492	121923	430	53672	436	230436	0	0	0
Local Pass Sales	0	0	0	0	0	0	0	0	0	0	0
Return Pass Sales	0	0	0	0	0	0	0	0	0	0	0
Double User Fee (FASTag Lane Violation) (Note-6)	839	78866	22	7260	9	1494	7	4970	0	0	0
1.25 times User Fee via UPI (FASTag Lane Violation) (Note-9)	714	41948	20	4125	13	1349	22	9763	0	0	0

Traffic and Revenue Receivable (Annual Pass - Note 7)		
Transaction Type	Car/Jeep Count	Total Car/ Jeep Amount (in Rs.)
1	2	3
Annual Pass	1157	64185

Total Non-Tollable Traffic Count Entry Details (Note-2)						
Transaction Type	Car/Jeep Count	Bus/Truck Count	LCV Count	MAV (Multi Axle Vehicle Count)	Three Axle Count	
1	2	3	5	6	7	
Reuse & Exit	6065	697	521	504		0
Exemption & Violation	4990	202	46	170		0

Notes

1. Fee for Fastag vehicles passing two toll plazas, is collected at two plazas in few cases and therefore section wise traffic details will not be available at one plaza for same.
2. All Non-tollable traffic could not be recorded/reported due to unavailability of adequate Lanes & systems. Non-Tollable count includes Reuse of daily/return/monthly pass, exit trips, exemption and violations.
3. Reporting (FASTag/Cash/Card) - 12:00:00 AM to 11:59:59 PM.
4. Fastag Collection is net of Acquiring Bank Charges
5. FASTag Debit Adjustment/Chargeback Received from Bank (Net)
6. Double user fee (from cash vehicles entering dedicated Fastag lane) collected from vehicles are reported separately (count and revenue). These are included in vehicle category wise count and revenue.
7. Annual FASTag pass w.e.f. 15 August 2025 as per directions of MPEL vide letter no MPEL/DIC/2025/676 dated August 14, 2025.
8. Annual Pass Toll Revenue receivable (as given in the table above) is not included in the column 'Fee Collected'.
9. '1.25' times User Fee via UPI for vehicles without a valid FASTag w.e.f. 15 November 2025 as per directions of MPEL vide letter no MPEL/02/DIC/968 dated 10 November 2025.



MONTHLY/DAILY FEE STATEMENT

Project Highway: National Highway NH-48

Day/Month: 28-Dec-2025

Sr. No.	Name of Toll Plaza Location	Chainage
1	National Highway NH-48 (From Km. 20+400 to 131+200) Shedung	103+350

Type of Vehicle	For corresponding day/month of previous year 28-Dec-2024		For preceding day/month 27-Dec-2025		For the day/month reported upon 28-Dec-2025		
	No. of Vehicles	Fee collected (in lakh Rs.)	No. of Vehicles	Fee collected (in lakh Rs.)	Fee per Vehicle (in Rs.)	No. of Vehicles	Fee collected (in lakh Rs.)
1	2	3	4	5	6	7	8
A-Car (Note-7)	16321	954791	17425	964478	Note-1	17537	977326
B-LCV	1158	116193	1294	127806		812	78759
C-Bus	1229	248077	1305	263297		990	198785
D-Truck	0	0	0	0		0	0
E-Three-axle vehicle	0	0	0	0		0	0
F-Multi-axle Truck	1847	762594	1956	785662		1551	603444
G-Oversized vehicle	0	0	0	0		0	0
FASTag Debit Adjustment/ Chargeback Received from Bank (Net) (Note-5)	0	-82	0	898	Note-5	0	0
H- Total	20555	2081573	21980	2142141		20890	1858313

Day/Month wise Opening Balance of Toll Collection & Traffic

Day	28										
Month	12										
Year	2025										
Toll Depositing Bank	State Bank Of India										
Bank Account No.	39177623786										
Transaction Type	Car/Jeep Count	Total Car/ Jeep Amount (in Rs.)	Bus/Truck Count	Total Bus / Truck Amount (in Rs.)	LCV Count	Total LCV Amount (in Rs.)	MAV (Multi Axle Vehicle Count)	Total MAV (Multi Axle Vehicle) Amount (in Rs.)	Three Axle Count	Three Axle Count Amount (in Rs.)	FASTag Debit Adjustment/ Chargeback Received from Bank (Net)
1	2	3	4	5	8	9	10	11	12	13	Note-5
Single Journey	10396	459960	610	102821	596	50236	1284	462923	0	0	0
Monthly Pass Sales	0	0	0	0	1	1258	0	0	0	0	0
Daily Pass Sales	5312	375191	339	84414	201	25190	257	135817	0	0	0
Local Pass Sales	0	0	0	0	0	0	0	0	0	0	0
Return Pass Sales	0	0	0	0	0	0	0	0	0	0	0
Double User Fee (FASTag Lane Violation) (Note-6)	985	92590	25	8250	10	1660	1	710	0	0	0
1.25 times User Fee via UPI (FASTag Lane Violation) (Note-9)	844	49585	16	3300	4	415	9	3994	0	0	0

Traffic and Revenue Receivable (Annual Pass - Note 7)		
Transaction Type	Car/Jeep Count	Total Car/ Jeep Amount (in Rs.)
1	2	3
Annual Pass	1276	70878

Total Non-Tollable Traffic Count Entry Details (Note-2)						
Transaction Type	Car/Jeep Count	Bus/Truck Count	LCV Count	MAV (Multi Axle Vehicle Count)	Three Axle Count	
1	2	3	5	6	7	
Reuse & Exit	5902	556	274	275		0
Exemption & Violation	5691	147	28	57		0

- Notes**
1. Fee for Fastag vehicles passing two toll plazas, is collected at two plazas in few cases and therefore section wise traffic details will not be available at one plaza for same.
 2. All Non-tollable traffic could not be recorded/reported due to unavailability of adequate Lanes & systems. Non-Tollable count includes Reuse of daily/return/monthly pass, exit trips, exemption and violations.
 3. Reporting (FASTag/Cash/Card) - 12:00:00 AM to 11:59:59 PM.
 4. Fastag Collection is net of Acquiring Bank Charges
 5. FASTag Debit Adjustment/Chargeback Received from Bank (Net)
 6. Double user fee (from cash vehicles entering dedicated Fastag lane) collected from vehicles are reported separately (count and revenue). These are included in vehicle category wise count and revenue.
 7. Annual FASTag pass w.e.f. 15 August 2025 as per directions of MPEL vide letter no MPEL/DIC/2025/676 dated August 14, 2025.
 8. Annual Pass Toll Revenue receivable (as given in the table above) is not included in the column 'Fee Collected'.
 9. '1.25' times User Fee via UPI for vehicles without a valid FASTag w.e.f. 15 November 2025 as per directions of MPEL vide letter no MPEL/02/DIC/968 dated 10 November 2025.



MONTHLY/DAILY FEE STATEMENT

Project Highway: National Highway NH-48

Day/Month: 29-Dec-2025

Sr. No.	Name of Toll Plaza Location	Chainage
1	National Highway NH-48 (From Km. 20+400 to 131+200) Shedung	103+350

Type of Vehicle	For corresponding day/month of previous year 29-Dec-2024		For preceding day/month 28-Dec-2025		For the day/month reported upon 29-Dec-2025		
	No. of Vehicles	Fee collected (in lakh Rs.)	No. of Vehicles	Fee collected (in lakh Rs.)	Fee per Vehicle (in Rs.)	No. of Vehicles	Fee collected (in lakh Rs.)
1	2	3	4	5	6	7	8
A-Car (Note-7)	16179	936366	17537	977326	Note-1	12923	710346
B-LCV	640	61514	812	78759		999	99591
C-Bus	842	168668	990	198785		1139	232753
D-Truck	0	0	0	0		0	0
E-Three-axle vehicle	0	0	0	0		0	0
F-Multi-axle Truck	1375	548045	1551	603444		1917	767565
G-Oversized vehicle	0	0	0	0		0	0
FASTag Debit Adjustment/ Chargeback Received from Bank (Net) (Note-5)	0	0	0	0	Note-5	0	2153
H- Total	19036	1714593	20890	1858313		16978	1812407

Day/Month wise Opening Balance of Toll Collection & Traffic

Day	29										
Month	12										
Year	2025										
Toll Depositing Bank	State Bank Of India										
Bank Account No.	39177623786										
Transaction Type	Car/Jeep Count	Total Car/ Jeep Amount (in Rs.)	Bus/Truck Count	Total Bus / Truck Amount (in Rs.)	LCV Count	Total LCV Amount (in Rs.)	MAV (Multi Axle Vehicle Count)	Total MAV (Multi Axle Vehicle) Amount (in Rs.)	Three Axle Count	Three Axle Count Amount (in Rs.)	FASTag Debit Adjustment/ Chargeback Received from Bank (Net)
1	2	3	4	5	8	9	10	11	12	13	Note-5
Single Journey	7382	312671	644	109018	636	54014	1491	542693	0	0	2153
Monthly Pass Sales	1	719	0	0	0	0	0	0	0	0	0
Daily Pass Sales	4272	301946	439	108720	354	44456	402	213157	0	0	0
Local Pass Sales	0	0	0	0	0	0	0	0	0	0	0
Return Pass Sales	0	0	0	0	0	0	0	0	0	0	0
Double User Fee (FASTag Lane Violation) (Note-6)	582	54708	28	9240	3	498	4	2840	0	0	0
1.25 times User Fee via UPI (FASTag Lane Violation) (Note-9)	686	40303	28	5775	6	623	20	8875	0	0	0

Traffic and Revenue Receivable (Annual Pass - Note 7)		
Transaction Type	Car/Jeep Count	Total Car/ Jeep Amount (in Rs.)
1	2	3
Annual Pass	1120	61496

Total Non-Tollable Traffic Count Entry Details (Note-2)						
Transaction Type	Car/Jeep Count	Bus/Truck Count	LCV Count	MAV (Multi Axle Vehicle Count)	Three Axle Count	
1	2	3	5	6	7	
Reuse & Exit	5118	676	448	463	0	
Exemption & Violation	5163	201	48	135	0	

Notes

1. Fee for Fastag vehicles passing two toll plazas, is collected at two plazas in few cases and therefore section wise traffic details will not be available at one plaza for same.
2. All Non-tollable traffic could not be recorded/reported due to unavailability of adequate Lanes & systems. Non-Tollable count includes Reuse of daily/return/monthly pass, exit trips, exemption and violations.
3. Reporting (FASTag/Cash/Card) - 12:00:00 AM to 11:59:59 PM.
4. Fastag Collection is net of Acquiring Bank Charges
5. FASTag Debit Adjustment/Chargeback Received from Bank (Net)
6. Double user fee (from cash vehicles entering dedicated Fastag lane) collected from vehicles are reported separately (count and revenue). These are included in vehicle category wise count and revenue.
7. Annual FASTag pass w.e.f. 15 August 2025 as per directions of MPEL vide letter no MPEL/DIC/2025/676 dated August 14, 2025.
8. Annual Pass Toll Revenue receivable (as given in the table above) is not included in the column 'Fee Collected'.
9. '1.25' times User Fee via UPI for vehicles without a valid FASTag w.e.f. 15 November 2025 as per directions of MPEL vide letter no MPEL/02/DIC/968 dated 10 November 2025.



MONTHLY/DAILY FEE STATEMENT

Project Highway: National Highway NH-48

Day/Month: 30-Dec-2025

Sr. No.	Name of Toll Plaza Location	Chainage
1	Shedung National Highway NH-48 (From Km. 20+400 to 131+200)	103+350

Type of Vehicle	For corresponding day/month of previous year 30-Dec-2024		For preceding day/month 29-Dec-2025		For the day/month reported upon 30-Dec-2025		
	No. of Vehicles	Fee collected (in lakh Rs.)	No. of Vehicles	Fee collected (in lakh Rs.)	Fee per Vehicle (in Rs.)	No. of Vehicles	Fee collected (in lakh Rs.)
1	2	3	4	5	6	7	8
A-Car (Note-7)	13025	758742	12923	710346	Note-1	13233	735125
B-LCV	998	104624	999	99591		1145	117937
C-Bus	1115	227830	1139	232753		1243	250685
D-Truck	0	0	0	0		0	0
E-Three-axle vehicle	0	0	0	0		0	0
F-Multi-axle Truck	1872	771247	1917	767565		2094	954936
G-Oversized vehicle	0	0	0	0		0	0
FASTag Debit Adjustment/ Chargeback Received from Bank (Net) (Note-5)	0	1639	0	2153	Note-5	0	1498
H- Total	17010	1864082	16978	1812407		17715	2060181

Day/Month wise Opening Balance of Toll Collection & Traffic

Day	30										
Month	12										
Year	2025										
Toll Depositing Bank	State Bank Of India										
Bank Account No.	39177623786										
Transaction Type	Car/Jeep Count	Total Car/ Jeep Amount (in Rs.)	Bus/Truck Count	Total Bus / Truck Amount (in Rs.)	LCV Count	Total LCV Amount (in Rs.)	MAV (Multi Axle Vehicle Count)	Total MAV (Multi Axle Vehicle) Amount (in Rs.)	Three Axle Count	Three Axle Count Amount (in Rs.)	FASTag Debit Adjustment/ Chargeback Received from Bank (Net)
1	2	3	4	5	8	9	10	11	12	13	Note-5
Single Journey	7386	309956	719	120716	734	62628	1535	557566	0	0	1498
Monthly Pass Sales	10	6049	0	0	2	3743	10	106311	0	0	0
Daily Pass Sales	4505	318163	488	120688	382	47768	520	276059	0	0	0
Local Pass Sales	0	0	0	0	0	0	0	0	0	0	0
Return Pass Sales	0	0	0	0	0	0	0	0	0	0	0
Double User Fee (FASTag Lane Violation) (Note-6)	644	60536	15	4950	16	2656	8	5680	0	0	0
1.25 times User Fee via UPI (FASTag Lane Violation) (Note-9)	688	40420	21	4331	11	1141	21	9319	0	0	0

Traffic and Revenue Receivable (Annual Pass - Note 7)		
Transaction Type	Car/Jeep Count	Total Car/ Jeep Amount (in Rs.)
1	2	3
Annual Pass	1190	66644

Total Non-Tollable Traffic Count Entry Details (Note-2)						
Transaction Type	Car/Jeep Count	Bus/Truck Count	LCV Count	MAV (Multi Axle Vehicle Count)	Three Axle Count	
1	2	3	5	6	7	
Reuse & Exit	5365	722	482	631	0	0
Exemption & Violation	5030	191	51	208	0	0



Notes

1. Fee for Fastag vehicles passing two toll plazas, is collected at two plazas in few cases and therefore section wise traffic details will not be available at one plaza for same.
2. All Non-tollable traffic could not be recorded/reported due to unavailability of adequate Lanes & systems. Non-Tollable count includes Reuse of daily/return/monthly pass, exit trips, exemption and violations.
3. Reporting (FASTag/Cash/Card) - 12:00:00 AM to 11:59:59 PM.
4. Fastag Collection is net of Acquiring Bank Charges
5. FASTag Debit Adjustment/Chargeback Received from Bank (Net)
6. Double user fee (from cash vehicles entering dedicated Fastag lane) collected from vehicles are reported separately (count and revenue). These are included in vehicle category wise count and revenue.
7. Annual FASTag pass w.e.f. 15 August 2025 as per directions of MPEL vide letter no MPEL/DIC/2025/676 dated August 14, 2025.
8. Annual Pass Toll Revenue receivable (as given in the table above) is not included in the column 'Fee Collected'.
9. '1.25' times User Fee via UPI for vehicles without a valid FASTag w.e.f. 15 November 2025 as per directions of MPEL vide letter no MPEL/02/DIC/968 dated 10 November 2025.

MONTHLY/DAILY FEE STATEMENT

Project Highway: National Highway NH-48

Day/Month: 31-Dec-2025

Sr. No.	Name of Toll Plaza Location	Chainage
1	Shedung National Highway NH-48 (From Km. 20+400 to 131+200)	103+350

Type of Vehicle	For corresponding day/month of previous year 31-Dec-2024		For preceding day/month 30-Dec-2025		For the day/month reported upon 31-Dec-2025		
	No. of Vehicles	Fee collected (in lakh Rs.)	No. of Vehicles	Fee collected (in lakh Rs.)	Fee per Vehicle (in Rs.)	No. of Vehicles	Fee collected (in lakh Rs.)
1	2	3	4	5	6	7	8
A-Car (Note-7)	13592	790910	13233	735125	Note-1	14357	807695
B-LCV	1030	101190	1145	117937		1095	128815
C-Bus	1138	272856	1243	250685		1170	284114
D-Truck	0	0	0	0		0	0
E-Three-axle vehicle	0	0	0	0		0	0
F-Multi-axle Truck	1600	718010	2094	954936		1973	793273
G-Oversized vehicle	0	0	0	0		0	0
FASTag Debit Adjustment/ Chargeback Received from Bank (Net) (Note-5)	0	711	0	1498	Note-5	0	3171
H- Total	17360	1883675	17715	2060181		18595	2017068

Day/Month wise Opening Balance of Toll Collection & Traffic

Day	31										
Month	12										
Year	2025										
Toll Depositing Bank	State Bank Of India										
Bank Account No.	39177623786										
Transaction Type	Car/Jeep Count	Total Car/ Jeep Amount (in Rs.)	Bus/Truck Count	Total Bus / Truck Amount (in Rs.)	LCV Count	Total LCV Amount (in Rs.)	MAV (Multi Axle Vehicle Count)	Total MAV (Multi Axle Vehicle) Amount (in Rs.)	Three Axle Count	Three Axle Count Amount (in Rs.)	FASTag Debit Adjustment/ Chargeback Received from Bank (Net)
1	2	3	4	5	8	9	10	11	12	13	Note-5
Single Journey	8867	385256	625	106045	720	61451	1503	544030	0	0	3171
Monthly Pass Sales	33	27252	9	44471	9	21143	0	0	0	0	0
Daily Pass Sales	4061	287793	492	121800	350	44001	441	234244	0	0	0
Local Pass Sales	0	0	0	0	0	0	0	0	0	0	0
Return Pass Sales	0	0	0	0	0	0	0	0	0	0	0
Double User Fee (FASTag Lane Violation) (Note-6)	720	67680	22	7260	9	1494	8	5680	0	0	0
1.25 times User Fee via UPI (FASTag Lane Violation) (Note-9)	676	39715	22	4538	7	726	21	9319	0	0	0

Traffic and Revenue Receivable (Annual Pass - Note 7)		
Transaction Type	Car/Jeep Count	Total Car/ Jeep Amount (in Rs.)
1	2	3
Annual Pass	1182	64871

Total Non-Tollable Traffic Count Entry Details (Note-2)						
Transaction Type	Car/Jeep Count	Bus/Truck Count	LCV Count	MAV (Multi Axle Vehicle Count)	Three Axle Count	
1	2	3	5	6	7	
Reuse & Exit	4953	721	452	531		0
Exemption & Violation	4867	189	42	161		0

- Notes**
1. Fee for Fastag vehicles passing two toll plazas, is collected at two plazas in few cases and therefore section wise traffic details will not be available at one plaza for same.
 2. All Non-tollable traffic could not be recorded/reported due to unavailability of adequate Lanes & systems. Non-Tollable count includes Reuse of daily/return/monthly pass, exit trips, exemption and violations.
 3. Reporting (FASTag/Cash/Card) - 12:00:00 AM to 11:59:59 PM.
 4. Fastag Collection is net of Acquiring Bank Charges
 5. FASTag Debit Adjustment/Chargeback Received from Bank (Net)
 6. Double user fee (from cash vehicles entering dedicated Fastag lane) collected from vehicles are reported separately (count and revenue). These are included in vehicle category wise count and revenue.
 7. Annual FASTag pass w.e.f. 15 August 2025 as per directions of MPEL vide letter no MPEL/DIC/2025/676 dated August 14, 2025.
 8. Annual Pass Toll Revenue receivable (as given in the table above) is not included in the column 'Fee Collected'.
 9. '1.25' times User Fee via UPI for vehicles without a valid FASTag w.e.f. 15 November 2025 as per directions of MPEL vide letter no MPEL/02/DIC/968 dated 10 November 2025.



MONTHLY/DAILY FEE STATEMENT

Project Highway: National Highway NH-48

Day/Month: 01-Dec-2025

Sr. No.	Name of Toll Plaza Location	Chainage
1	National Highway NH-48 (from Km. 20+400 to 131+200)	
	Shilphata	103+350

Type of Vehicle	For corresponding day/month of previous year 1-Dec-2024		For preceding day/month 30-Nov-2025		For the day/month reported upon 1-Dec-2025		
	No. of Vehicles	Fee collected (in lakh Rs.)	No. of Vehicles	Fee collected (in lakh Rs.)	Fee per Vehicle (in Rs.)	No. of Vehicles	Fee collected (in lakh Rs.)
1	2	3	4	5	6	7	8
A-Car (Note-7)	7935	506045	8764	499047	Note-1	7580	452883
B-LCV	781	78914	806	86359		911	98788
C-Bus	2120	395917	2210	399484		2572	484689
D-Truck	0	0	0	0		0	0
E-Three-axle vehicle	0	0	0	0		0	0
F-Multi-axle Truck	4497	1666797	5041	1891889		5200	1945688
G-Oversized vehicle	0	0	0	0		0	0
FASTag Debit Adjustment/ Chargeback Received from Bank (Net) (Note-5)	0	990	0	1312	Note-5	0	-1501
H- Total	15333	2648663	16821	2878091		16263	2980548

Day/Month wise Opening Balance of Toll Collection & Traffic

Day	1
Month	12
Year	2025
Toll Depositing Bank	State Bank Of India
Bank Account No.	39177623786

Transaction Type	Car/Jeep Count	Total Car/ Jeep Amount (in Rs.)	Bus/Truck Count	Total Bus / Truck Amount (in Rs.)	LCV Count	Total LCV Amount (in Rs.)	MAV (Multi Axle Vehicle Count)	Total MAV (Multi Axle Vehicle) Amount (in Rs.)	Three Axle Count	Three Axle Count Amount (in Rs.)	FASTag Debit Adjustment/ Chargeback Received from Bank (Net) Note-5
1	2	3	4	5	8	9	10	11	12	13	
Single Journey	4920	221818	1971	325690	646	53723	4618	1639114	0	0	-1501
Monthly Pass Sales	84	43183	2	9882	5	12428	0	0	0	0	0
Daily Pass Sales	1684	118804	538	132452	234	29069	547	288381	0	0	0
Local Pass Sales	0	0	0	0	0	0	0	0	0	0	0
Return Pass Sales	0	0	0	0	0	0	0	0	0	0	0
Double User Fee (FASTag Lane Violation) (Note-6)	473	44462	33	10890	14	2324	10	7100	0	0	0
1.25 times User Fee via UPI (FASTag Lane Violation) (Note-9)	419	24616	28	5775	12	1245	25	11094	0	0	0

Traffic and Revenue Receivable (Annual Pass - Note 7)		
Transaction Type	Car/Jeep Count	Total Car/ Jeep Amount (in Rs.)
1	2	3
Annual Pass	589	30893

Total Non-Tollable Traffic Count Entry Details (Note-2)					
Transaction Type	Car/Jeep Count	Bus/Truck Count	LCV Count	MAV (Multi Axle Vehicle Count)	Three Axle Count
1	2	3	5	6	7
Reuse & Exit	2126	581	317	590	0
Exemption & Violation	4153	217	112	148	0

Notes

1. Fee for Fastag vehicles passing two toll plazas, is collected at two plazas in few cases and therefore section wise traffic details will not be available at one plaza for same.
2. All Non-tollable traffic could not be recorded/reported due to unavailability of adequate Lanes & systems. Non-Tollable count includes Reuse of daily/return/monthly pass, exit trips, exemption and violations.
3. Reporting (FASTag/Cash/Card) - 12:00:00 AM to 11:59:59 PM.
4. Fastag Collection is net of Acquiring Bank Charges
5. FASTag Debit Adjustment/Chargeback Received from Bank (Net)
6. Double user fee (from cash vehicles entering dedicated Fastag lane) collected from vehicles are reported separately (count and revenue). These are included in vehicle category wise count and revenue.
7. Annual FASTag pass w.e.f. 15 August 2025 as per directions of MPEL vide letter no MPEL/DIC/2025/676 dated August 14, 2025.
8. Annual Pass Toll Revenue receivable (as given in the table above) is not included in the column 'Fee Collected'.
9. '1.25' times User Fee via UPI for vehicles without a valid FASTag w.e.f. 15 November 2025 as per directions of MPEL vide letter no MPEL/02/DIC/968 dated 10 November 2025.



MONTHLY/DAILY FEE STATEMENT

Project Highway: National Highway NH-48

Day/Month: 02-Dec-2025

Sr. No.	Name of Toll Plaza Location	Chainage
1	National Highway NH-48 (from Km. 20+400 to 131+200) Shilphata	103+350

Type of Vehicle	For corresponding day/month of previous year 2-Dec-2024		For preceding day/month 1-Dec-2025		For the day/month reported upon 2-Dec-2025		
	No. of Vehicles	Fee collected (in lakh Rs.)	No. of Vehicles	Fee collected (in lakh Rs.)	Fee per Vehicle (in Rs.)	No. of Vehicles	Fee collected (in lakh Rs.)
1	2	3	4	5	6	7	8
A-Car (Note-7)	6533	401163	7580	452883	Note-1	7185	411536
B-LCV	886	88079	911	98788		910	87790
C-Bus	2395	447240	2572	484689		2666	492016
D-Truck	0	0	0	0		0	0
E-Three-axle vehicle	0	0	0	0		0	0
F-Multi-axle Truck	4335	1619409	5200	1945688		5311	2013627
G-Oversized vehicle	0	0	0	0		0	0
FASTag Debit Adjustment/ Chargeback Received from Bank (Net) (Note-5)	0	0	0	-1501	Note-5	0	675
H- Total	14149	2555890	16263	2980548		16072	3005643

Day/Month wise Opening Balance of Toll Collection & Traffic

Day	2
Month	12
Year	2025
Toll Depositing Bank	State Bank Of India
Bank Account No.	39177623786

Transaction Type	Car/Jeep Count	Total Car/ Jeep Amount (in Rs.)	Bus/Truck Count	Total Bus / Truck Amount (in Rs.)	LCV Count	Total LCV Amount (in Rs.)	MAV (Multi Axle Vehicle Count)	Total MAV (Multi Axle Vehicle) Amount (in Rs.)	Three Axle Count	Three Axle Count Amount (in Rs.)	FASTag Debit Adjustment/ Chargeback Received from Bank (Net) Note-5
1	2	3	4	5	8	9	10	11	12	13	
Single Journey	4530	205442	2056	339803	627	52273	4557	1617726	0	0	675
Monthly Pass Sales	31	13955	0	0	0	0	0	0	0	0	0
Daily Pass Sales	1850	130733	552	135918	257	32072	692	364928	0	0	0
Local Pass Sales	0	0	0	0	0	0	0	0	0	0	0
Return Pass Sales	0	0	0	0	0	0	0	0	0	0	0
Double User Fee (FASTag Lane Violation) (Note-6)	452	42488	35	11550	12	1992	13	9230	0	0	0
1.25 times User Fee via UPI (FASTag Lane Violation) (Note-9)	322	18918	23	4744	14	1453	49	21744	0	0	0

Traffic and Revenue Receivable (Annual Pass - Note 7)		
Transaction Type	Car/Jeep Count	Total Car/ Jeep Amount (in Rs.)
1	2	3
Annual Pass	574	30462

Total Non-Tollable Traffic Count Entry Details (Note-2)						
Transaction Type	Car/Jeep Count	Bus/Truck Count	LCV Count	MAV (Multi Axle Vehicle Count)	Three Axle Count	
1	2	3	5	6	7	
Reuse & Exit	2388	611	337	741		0
Exemption & Violation	4261	236	85	158		0

Notes

1. Fee for Fastag vehicles passing two toll plazas, is collected at two plazas in few cases and therefore section wise traffic details will not be available at one plaza for same.
2. All Non-tollable traffic could not be recorded/reported due to unavailability of adequate Lanes & systems. Non-Tollable count includes Reuse of daily/return/monthly pass, exit trips, exemption and violations.
3. Reporting (FASTag/Cash/Card) - 12:00:00 AM to 11:59:59 PM.
4. Fastag Collection is net of Acquiring Bank Charges
5. FASTag Debit Adjustment/Chargeback Received from Bank (Net)
6. Double user fee (from cash vehicles entering dedicated Fastag lane) collected from vehicles are reported separately (count and revenue). These are included in vehicle category wise count and revenue.
7. Annual FASTag pass w.e.f. 15 August 2025 as per directions of MPEL vide letter no MPEL/DIC/2025/676 dated August 14, 2025.
8. Annual Pass Toll Revenue receivable (as given in the table above) is not included in the column 'Fee Collected'.
9. '1.25' times User Fee via UPI for vehicles without a valid FASTag w.e.f. 15 November 2025 as per directions of MPEL vide letter no MPEL/02/DIC/968 dated 10 November 2025.



MONTHLY/DAILY FEE STATEMENT

Project Highway: National Highway NH-48

Day/Month: 03-Dec-2025

Sr. No.	Name of Toll Plaza Location	Chainage
National Highway NH-48 (from Km. 20+400 to 131+200)		
1	Shilphata	103+350

Type of Vehicle	For corresponding day/month of previous year 3-Dec-2024		For preceding day/month 2-Dec-2025		For the day/month reported upon 3-Dec-2025		
	No. of Vehicles	Fee collected (in lakh Rs.)	No. of Vehicles	Fee collected (in lakh Rs.)	Fee per Vehicle (in Rs.)	No. of Vehicles	Fee collected (in lakh Rs.)
1	2	3	4	5	6	7	8
A-Car (Note-7)	6099	366698	7185	411536	Note-1	6904	389394
B-LCV	915	87197	910	87790		870	83979
C-Bus	2313	427292	2666	492016		2667	492086
D-Truck	0	0	0	0		0	0
E-Three-axle vehicle	0	0	0	0		0	0
F-Multi-axle Truck	4365	1641994	5311	2013627		5316	2013939
G-Oversized vehicle	0	0	0	0		0	0
FASTag Debit Adjustment/ Chargeback Received from Bank (Net) (Note-5)	0	3421	0	675	Note-5	0	687
H- Total	13692	2526603	16072	3005643		15757	2980085

Day/Month wise Opening Balance of Toll Collection & Traffic

Day	3
Month	12
Year	2025
Toll Depositing Bank	State Bank Of India
Bank Account No.	39177623786

Transaction Type	Car/Jeep Count	Total Car/ Jeep Amount (in Rs.)	Bus/Truck Count	Total Bus / Truck Amount (in Rs.)	LCV Count	Total LCV Amount (in Rs.)	MAV (Multi Axle Vehicle Count)	Total MAV (Multi Axle Vehicle) Amount (in Rs.)	Three Axle Count	Three Axle Count Amount (in Rs.)	FASTag Debit Adjustment/ Chargeback Received from Bank (Net) Note-5
1	2	3	4	5	8	9	10	11	12	13	
Single Journey	4363	197820	2043	337438	595	49332	4584	1626291	0	0	687
Monthly Pass Sales	15	6439	0	0	0	0	0	0	0	0	0
Daily Pass Sales	1723	121638	580	142727	258	32261	691	364662	0	0	0
Local Pass Sales	0	0	0	0	0	0	0	0	0	0	0
Return Pass Sales	0	0	0	0	0	0	0	0	0	0	0
Double User Fee (FASTag Lane Violation) (Note-6)	463	43522	23	7590	10	1660	18	12780	0	0	0
1.25 times User Fee via UPI (FASTag Lane Violation) (Note-9)	340	19975	21	4331	7	726	23	10206	0	0	0

Traffic and Revenue Receivable (Annual Pass - Note 7)		
Transaction Type	Car/Jeep Count	Total Car/ Jeep Amount (in Rs.)
1	2	3
Annual Pass	551	28683

Total Non-Tollable Traffic Count Entry Details (Note-2)					
Transaction Type	Car/Jeep Count	Bus/Truck Count	LCV Count	MAV (Multi Axle Vehicle Count)	Three Axle Count
1	2	3	5	6	7
Reuse & Exit	2297	640	353	731	0
Exemption & Violation	4573	255	82	168	0

Notes

1. Fee for Fastag vehicles passing two toll plazas, is collected at two plazas in few cases and therefore section wise traffic details will not be available at one plaza for same.
2. All Non-tollable traffic could not be recorded/reported due to unavailability of adequate Lanes & systems. Non-Tollable count includes Reuse of daily/return/monthly pass, exit trips, exemption and violations.
3. Reporting (FASTag/Cash/Card) - 12:00:00 AM to 11:59:59 PM.
4. Fastag Collection is net of Acquiring Bank Charges
5. FASTag Debit Adjustment/Chargeback Received from Bank (Net)
6. Double user fee (from cash vehicles entering dedicated Fastag lane) collected from vehicles are reported separately (count and revenue). These are included in vehicle category wise count and revenue.
7. Annual FASTag pass w.e.f. 15 August 2025 as per directions of MPEL vide letter no MPEL/DIC/2025/676 dated August 14, 2025.
8. Annual Pass Toll Revenue receivable (as given in the table above) is not included in the column 'Fee Collected'.
9. '1.25' times User Fee via UPI for vehicles without a valid FASTag w.e.f. 15 November 2025 as per directions of MPEL vide letter no MPEL/02/DIC/968 dated 10 November 2025.



MONTHLY/DAILY FEE STATEMENT

Project Highway: National Highway NH-48

Day/Month: 04-Dec-2025

Sr. No.	Name of Toll Plaza Location	Chainage
1	National Highway NH-48 (from Km. 20+400 to 131+200)	
	Shilphata	103+350

Type of Vehicle	For corresponding day/month of previous year 4-Dec-2024		For preceding day/month 3-Dec-2025		For the day/month reported upon 4-Dec-2025		
	No. of Vehicles	Fee collected (in lakh Rs.)	No. of Vehicles	Fee collected (in lakh Rs.)	Fee per Vehicle (in Rs.)	No. of Vehicles	Fee collected (in lakh Rs.)
1	2	3	4	5	6	7	8
A-Car (Note-7)	6411	383937	6904	389394	Note-1	7037	391746
B-LCV	902	86925	870	83979		940	90806
C-Bus	2452	457173	2667	492086		2630	487147
D-Truck	0	0	0	0		0	0
E-Three-axle vehicle	0	0	0	0		0	0
F-Multi-axle Truck	4856	1839033	5316	2013939		5662	2148171
G-Oversized vehicle	0	0	0	0		0	0
FASTag Debit Adjustment/ Chargeback Received from Bank (Net) (Note-5)	0	1534	0	687	Note-5	0	463
H- Total	14621	2768602	15757	2980085		16269	3118333

Day/Month wise Opening Balance of Toll Collection & Traffic

Day	4
Month	12
Year	2025
Toll Depositing Bank	State Bank Of India
Bank Account No.	39177623786

Transaction Type	Car/Jeep Count	Total Car/ Jeep Amount (in Rs.)	Bus/Truck Count	Total Bus / Truck Amount (in Rs.)	LCV Count	Total LCV Amount (in Rs.)	MAV (Multi Axle Vehicle Count)	Total MAV (Multi Axle Vehicle) Amount (in Rs.)	Three Axle Count	Three Axle Count Amount (in Rs.)	FASTag Debit Adjustment/ Chargeback Received from Bank (Net) Note-5
1	2	3	4	5	8	9	10	11	12	13	
Single Journey	4424	200107	2006	331511	637	52698	4867	1728351	0	0	463
Monthly Pass Sales	5	1797	0	0	0	0	0	0	0	0	0
Daily Pass Sales	1770	124923	557	137238	276	34498	736	388846	0	0	0
Local Pass Sales	0	0	0	0	0	0	0	0	0	0	0
Return Pass Sales	0	0	0	0	0	0	0	0	0	0	0
Double User Fee (FASTag Lane Violation) (Note-6)	445	41830	37	12210	13	2158	18	12780	0	0	0
1.25 times User Fee via UPI (FASTag Lane Violation) (Note-9)	393	23089	30	6188	14	1453	41	18194	0	0	0

Traffic and Revenue Receivable (Annual Pass - Note 7)		
Transaction Type	Car/Jeep Count	Total Car/ Jeep Amount (in Rs.)
1	2	3
Annual Pass	597	31163

Total Non-Tollable Traffic Count Entry Details (Note-2)						
Transaction Type	Car/Jeep Count	Bus/Truck Count	LCV Count	MAV (Multi Axle Vehicle Count)	Three Axle Count	
1	2	3	5	6	7	
Reuse & Exit	2311	610	356	763		0
Exemption & Violation	4377	250	103	175		0

Notes

1. Fee for Fastag vehicles passing two toll plazas, is collected at two plazas in few cases and therefore section wise traffic details will not be available at one plaza for same.
2. All Non-tollable traffic could not be recorded/reported due to unavailability of adequate Lanes & systems. Non-Tollable count includes Reuse of daily/return/monthly pass, exit trips, exemption and violations.
3. Reporting (FASTag/Cash/Card) - 12:00:00 AM to 11:59:59 PM.
4. Fastag Collection is net of Acquiring Bank Charges
5. FASTag Debit Adjustment/Chargeback Received from Bank (Net)
6. Double user fee (from cash vehicles entering dedicated Fastag lane) collected from vehicles are reported separately (count and revenue). These are included in vehicle category wise count and revenue.
7. Annual FASTag pass w.e.f. 15 August 2025 as per directions of MPEL vide letter no MPEL/DIC/2025/676 dated August 14, 2025.
8. Annual Pass Toll Revenue receivable (as given in the table above) is not included in the column 'Fee Collected'.
9. '1.25' times User Fee via UPI for vehicles without a valid FASTag w.e.f. 15 November 2025 as per directions of MPEL vide letter no MPEL/02/DIC/968 dated 10 November 2025.



MONTHLY/DAILY FEE STATEMENT

Project Highway: National Highway NH-48

Day/Month: 05-Dec-2025

Sr. No.	Name of Toll Plaza Location	Chainage
National Highway NH-48 (from Km. 20+400 to 131+200)		
1	Shilphata	103+350

Type of Vehicle	For corresponding day/month of previous year 5-Dec-2024		For preceding day/month 4-Dec-2025		For the day/month reported upon 5-Dec-2025		
	No. of Vehicles	Fee collected (in lakh Rs.)	No. of Vehicles	Fee collected (in lakh Rs.)	Fee per Vehicle (in Rs.)	No. of Vehicles	Fee collected (in lakh Rs.)
1	2	3	4	5	6	7	8
A-Car (Note-7)	6407	381239	7037	391746	Note-1	7444	408112
B-LCV	983	96242	940	90806		946	90614
C-Bus	2605	488777	2630	487147		2631	485851
D-Truck	0	0	0	0		0	0
E-Three-axle vehicle	0	0	0	0		0	0
F-Multi-axle Truck	4956	1859055	5662	2148171		5557	2100329
G-Oversized vehicle	0	0	0	0		0	0
FASTag Debit Adjustment/ Chargeback Received from Bank (Net) (Note-5)	0	622	0	463	Note-5	0	896
H- Total	14951	2825936	16269	3118333		16578	3085803

Day/Month wise Opening Balance of Toll Collection & Traffic

Day	5
Month	12
Year	2025
Toll Depositing Bank	State Bank Of India
Bank Account No.	39177623786

Transaction Type	Car/Jeep Count	Total Car/ Jeep Amount (in Rs.)	Bus/Truck Count	Total Bus / Truck Amount (in Rs.)	LCV Count	Total LCV Amount (in Rs.)	MAV (Multi Axle Vehicle Count)	Total MAV (Multi Axle Vehicle) Amount (in Rs.)	Three Axle Count	Three Axle Count Amount (in Rs.)	FASTag Debit Adjustment/ Chargeback Received from Bank (Net) Note-5
1	2	3	4	5	8	9	10	11	12	13	
Single Journey	4951	226074	2026	334914	664	55115	4793	1698939	0	0	896
Monthly Pass Sales	2	719	0	0	0	0	0	0	0	0	0
Daily Pass Sales	1699	119949	552	135551	254	31722	716	376363	0	0	0
Local Pass Sales	0	0	0	0	0	0	0	0	0	0	0
Return Pass Sales	0	0	0	0	0	0	0	0	0	0	0
Double User Fee (FASTag Lane Violation) (Note-6)	421	39574	36	11880	14	2324	14	9940	0	0	0
1.25 times User Fee via UPI (FASTag Lane Violation) (Note-9)	371	21796	17	3506	14	1453	34	15088	0	0	0

Traffic and Revenue Receivable (Annual Pass - Note 7)		
Transaction Type	Car/Jeep Count	Total Car/ Jeep Amount (in Rs.)
1	2	3
Annual Pass	638	33535

Total Non-Tollable Traffic Count Entry Details (Note-2)					
Transaction Type	Car/Jeep Count	Bus/Truck Count	LCV Count	MAV (Multi Axle Vehicle Count)	Three Axle Count
1	2	3	5	6	7
Reuse & Exit	2227	596	325	807	0
Exemption & Violation	4379	296	96	216	0



Notes

1. Fee for Fastag vehicles passing two toll plazas, is collected at two plazas in few cases and therefore section wise traffic details will not be available at one plaza for same.
2. All Non-tollable traffic could not be recorded/reported due to unavailability of adequate Lanes & systems. Non-Tollable count includes Reuse of daily/return/monthly pass, exit trips, exemption and violations.
3. Reporting (FASTag/Cash/Card) - 12:00:00 AM to 11:59:59 PM.
4. Fastag Collection is net of Acquiring Bank Charges
5. FASTag Debit Adjustment/Chargeback Received from Bank (Net)
6. Double user fee (from cash vehicles entering dedicated Fastag lane) collected from vehicles are reported separately (count and revenue). These are included in vehicle category wise count and revenue.
7. Annual FASTag pass w.e.f. 15 August 2025 as per directions of MPEL vide letter no MPEL/DIC/2025/676 dated August 14, 2025.
8. Annual Pass Toll Revenue receivable (as given in the table above) is not included in the column 'Fee Collected'.
9. '1.25' times User Fee via UPI for vehicles without a valid FASTag w.e.f. 15 November 2025 as per directions of MPEL vide letter no MPEL/02/DIC/968 dated 10 November 2025.

MONTHLY/DAILY FEE STATEMENT

Project Highway: National Highway NH-48

Day/Month: 06-Dec-2025

Sr. No.	Name of Toll Plaza Location	Chainage
National Highway NH-48 (from Km. 20+400 to 131+200)		
1	Shilphata	103+350

Type of Vehicle	For corresponding day/month of previous year 6-Dec-2024		For preceding day/month 5-Dec-2025		For the day/month reported upon 6-Dec-2025		
	No. of Vehicles	Fee collected (in lakh Rs.)	No. of Vehicles	Fee collected (in lakh Rs.)	Fee per Vehicle (in Rs.)	No. of Vehicles	Fee collected (in lakh Rs.)
1	2	3	4	5	6	7	8
A-Car (Note-7)	6605	386300	7444	408112	Note-1	7581	420953
B-LCV	857	82310	946	90614		893	87678
C-Bus	2483	460253	2631	485851		2623	485357
D-Truck	0	0	0	0		0	0
E-Three-axle vehicle	0	0	0	0		0	0
F-Multi-axle Truck	4913	1847299	5557	2100329		5864	2215139
G-Oversized vehicle	0	0	0	0		0	0
FASTag Debit Adjustment/ Chargeback Received from Bank (Net) (Note-5)	0	1006	0	896	Note-5	0	710
H- Total	14858	2777169	16578	3085803		16961	3209837

Day/Month wise Opening Balance of Toll Collection & Traffic

Day	6
Month	12
Year	2025
Toll Depositing Bank	State Bank Of India
Bank Account No.	39177623786

Transaction Type	Car/Jeep Count	Total Car/ Jeep Amount (in Rs.)	Bus/Truck Count	Total Bus / Truck Amount (in Rs.)	LCV Count	Total LCV Amount (in Rs.)	MAV (Multi Axle Vehicle Count)	Total MAV (Multi Axle Vehicle) Amount (in Rs.)	Three Axle Count	Three Axle Count Amount (in Rs.)	FASTag Debit Adjustment/ Chargeback Received from Bank (Net)
1	2	3	4	5	8	9	10	11	12	13	Note-5
Single Journey	4935	226304	2002	331289	634	52578	5091	1806680	0	0	710
Monthly Pass Sales	3	2126	0	0	1	2486	0	0	0	0	0
Daily Pass Sales	1706	120307	569	140249	234	29378	739	389911	0	0	0
Local Pass Sales	0	0	0	0	0	0	0	0	0	0	0
Return Pass Sales	0	0	0	0	0	0	0	0	0	0	0
Double User Fee (FASTag Lane Violation) (Note-6)	487	45778	25	8250	12	1992	13	9230	0	0	0
1.25 times User Fee via UPI (FASTag Lane Violation) (Note-9)	450	26438	27	5569	12	1245	21	9319	0	0	0

Traffic and Revenue Receivable (Annual Pass - Note 7)		
Transaction Type	Car/Jeep Count	Total Car/ Jeep Amount (in Rs.)
1	2	3
Annual Pass	520	27550

Total Non-Tollable Traffic Count Entry Details (Note-2)					
Transaction Type	Car/Jeep Count	Bus/Truck Count	LCV Count	MAV (Multi Axle Vehicle Count)	Three Axle Count
1	2	3	5	6	7
Reuse & Exit	2284	621	300	775	0
Exemption & Violation	4206	262	88	184	0

Notes

1. Fee for Fastag vehicles passing two toll plazas, is collected at two plazas in few cases and therefore section wise traffic details will not be available at one plaza for same.
2. All Non-tollable traffic could not be recorded/reported due to unavailability of adequate Lanes & systems. Non-Tollable count includes Reuse of daily/return/monthly pass, exit trips, exemption and violations.
3. Reporting (FASTag/Cash/Card) - 12:00:00 AM to 11:59:59 PM.
4. Fastag Collection is net of Acquiring Bank Charges
5. FASTag Debit Adjustment/Chargeback Received from Bank (Net)
6. Double user fee (from cash vehicles entering dedicated Fastag lane) collected from vehicles are reported separately (count and revenue). These are included in vehicle category wise count and revenue.
7. Annual FASTag pass w.e.f. 15 August 2025 as per directions of MPEL vide letter no MPEL/DIC/2025/676 dated August 14, 2025.
8. Annual Pass Toll Revenue receivable (as given in the table above) is not included in the column 'Fee Collected'.
9. '1.25' times User Fee via UPI for vehicles without a valid FASTag w.e.f. 15 November 2025 as per directions of MPEL vide letter no MPEL/02/DIC/968 dated 10 November 2025.



MONTHLY/DAILY FEE STATEMENT

Project Highway: National Highway NH-48

Day/Month: 07-Dec-2025

Sr. No.	Name of Toll Plaza Location	Chainage
National Highway NH-48 (from Km. 20+400 to 131+200)		
1	Shilphata	103+350

Type of Vehicle	For corresponding day/month of previous year 7-Dec-2024		For preceding day/month 6-Dec-2025		For the day/month reported upon 7-Dec-2025		
	No. of Vehicles	Fee collected (in lakh Rs.)	No. of Vehicles	Fee collected (in lakh Rs.)	Fee per Vehicle (in Rs.)	No. of Vehicles	Fee collected (in lakh Rs.)
1	2	3	4	5	6	7	8
A-Car (Note-7)	7218	426567	7581	420953	Note-1	8240	458890
B-LCV	895	85030	893	87678		727	68554
C-Bus	2482	467548	2623	485357		2039	366358
D-Truck	0	0	0	0		0	0
E-Three-axle vehicle	0	0	0	0		0	0
F-Multi-axle Truck	4635	1749618	5864	2215139		4546	1715955
G-Oversized vehicle	0	0	0	0		0	0
FASTag Debit Adjustment/ Chargeback Received from Bank (Net) (Note-5)	0	0	0	710	Note-5	0	0
H- Total	15230	2728762	16961	3209837		15552	2609758

Day/Month wise Opening Balance of Toll Collection & Traffic

Day	7
Month	12
Year	2025
Toll Depositing Bank	State Bank Of India
Bank Account No.	39177623786

Transaction Type	Car/Jeep Count	Total Car/ Jeep Amount (in Rs.)	Bus/Truck Count	Total Bus / Truck Amount (in Rs.)	LCV Count	Total LCV Amount (in Rs.)	MAV (Multi Axle Vehicle Count)	Total MAV (Multi Axle Vehicle) Amount (in Rs.)	Three Axle Count	Three Axle Count Amount (in Rs.)	FASTag Debit Adjustment/ Chargeback Received from Bank (Net) Note-5
1	2	3	4	5	8	9	10	11	12	13	
Single Journey	5325	245061	1669	275539	540	44829	3946	1400077	0	0	0
Monthly Pass Sales	0	0	0	0	0	0	0	0	0	0	0
Daily Pass Sales	1835	129475	333	81580	176	22086	562	296619	0	0	0
Local Pass Sales	0	0	0	0	0	0	0	0	0	0	0
Return Pass Sales	0	0	0	0	0	0	0	0	0	0	0
Double User Fee (FASTag Lane Violation) (Note-6)	593	55742	13	4290	8	1328	9	6390	0	0	0
1.25 times User Fee via UPI (FASTag Lane Violation) (Note-9)	487	28611	24	4950	3	311	29	12869	0	0	0

Traffic and Revenue Receivable (Annual Pass - Note 7)		
Transaction Type	Car/Jeep Count	Total Car/ Jeep Amount (in Rs.)
1	2	3
Annual Pass	623	32942

Total Non-Tollable Traffic Count Entry Details (Note-2)					
Transaction Type	Car/Jeep Count	Bus/Truck Count	LCV Count	MAV (Multi Axle Vehicle Count)	Three Axle Count
1	2	3	5	6	7
Reuse & Exit	2305	365	228	622	0
Exemption & Violation	4737	232	50	219	0

Notes

1. Fee for Fastag vehicles passing two toll plazas, is collected at two plazas in few cases and therefore section wise traffic details will not be available at one plaza for same.
2. All Non-tollable traffic could not be recorded/reported due to unavailability of adequate Lanes & systems. Non-Tollable count includes Reuse of daily/return/monthly pass, exit trips, exemption and violations.
3. Reporting (FASTag/Cash/Card) - 12:00:00 AM to 11:59:59 PM.
4. Fastag Collection is net of Acquiring Bank Charges
5. FASTag Debit Adjustment/Chargeback Received from Bank (Net)
6. Double user fee (from cash vehicles entering dedicated Fastag lane) collected from vehicles are reported separately (count and revenue). These are included in vehicle category wise count and revenue.
7. Annual FASTag pass w.e.f. 15 August 2025 as per directions of MPEL vide letter no MPEL/DIC/2025/676 dated August 14, 2025.
8. Annual Pass Toll Revenue receivable (as given in the table above) is not included in the column 'Fee Collected'.
9. '1.25' times User Fee via UPI for vehicles without a valid FASTag w.e.f. 15 November 2025 as per directions of MPEL vide letter no MPEL/02/DIC/968 dated 10 November 2025.



MONTHLY/DAILY FEE STATEMENT

Project Highway: National Highway NH-48

Day/Month: 08-Dec-2025

Sr. No.	Name of Toll Plaza Location	Chainage
National Highway NH-48 (from Km. 20+400 to 131+200)		
1	Shilphata	103+350

Type of Vehicle	For corresponding day/month of previous year 8-Dec-2024		For preceding day/month 7-Dec-2025		For the day/month reported upon 8-Dec-2025		
	No. of Vehicles	Fee collected (in lakh Rs.)	No. of Vehicles	Fee collected (in lakh Rs.)	Fee per Vehicle (in Rs.)	No. of Vehicles	Fee collected (in lakh Rs.)
1	2	3	4	5	6	7	8
A-Car (Note-7)	8370	499243	8240	458890	Note-1	7643	423634
B-LCV	680	64103	727	68554		893	85676
C-Bus	1955	359161	2039	366358		2494	458761
D-Truck	0	0	0	0		0	0
E-Three-axle vehicle	0	0	0	0		0	0
F-Multi-axle Truck	4051	1494870	4546	1715955		5092	1915584
G-Oversized vehicle	0	0	0	0		0	0
FASTag Debit Adjustment/ Chargeback Received from Bank (Net) (Note-5)	0	777	0	0	Note-5	0	1439
H- Total	15056	2418154	15552	2609758		16122	2885094

Day/Month wise Opening Balance of Toll Collection & Traffic

Day	8										
Month	12										
Year	2025										
Toll Depositing Bank	0										
Bank Account No.	39177623786										
Transaction Type	Car/Jeep Count	Total Car/ Jeep Amount (in Rs.)	Bus/Truck Count	Total Bus / Truck Amount (in Rs.)	LCV Count	Total LCV Amount (in Rs.)	MAV (Multi Axle Vehicle Count)	Total MAV (Multi Axle Vehicle) Amount (in Rs.)	Three Axle Count	Three Axle Count Amount (in Rs.)	FASTag Debit Adjustment/ Chargeback Received from Bank (Net)
1	2	3	4	5	8	9	10	11	12	13	Note-5
Single Journey	4882	221111	1920	317234	631	52603	4444	1575781	0	0	1439
Monthly Pass Sales	5	2156	0	0	0	0	0	0	0	0	0
Daily Pass Sales	1797	126824	525	129316	243	30355	610	320811	0	0	0
Local Pass Sales	0	0	0	0	0	0	0	0	0	0	0
Return Pass Sales	0	0	0	0	0	0	0	0	0	0	0
Double User Fee (FASTag Lane Violation) (Note-6)	488	45872	17	5610	12	1992	8	5680	0	0	0
1.25 times User Fee via UPI (FASTag Lane Violation) (Note-9)	471	27671	32	6600	7	726	30	13313	0	0	0

Traffic and Revenue Receivable (Annual Pass - Note 7)		
Transaction Type	Car/Jeep Count	Total Car/ Jeep Amount (in Rs.)
1	2	3
Annual Pass	621	32672

Total Non-Tollable Traffic Count Entry Details (Note-2)					
Transaction Type	Car/Jeep Count	Bus/Truck Count	LCV Count	MAV (Multi Axle Vehicle Count)	Three Axle Count
1	2	3	5	6	7
Reuse & Exit	2394	581	319	631	0
Exemption & Violation	4267	312	118	190	0

Notes

1. Fee for Fastag vehicles passing two toll plazas, is collected at two plazas in few cases and therefore section wise traffic details will not be available at one plaza for same.
2. All Non-tollable traffic could not be recorded/reported due to unavailability of adequate Lanes & systems. Non-Tollable count includes Reuse of daily/return/monthly pass, exit trips, exemption and violations.
3. Reporting (FASTag/Cash/Card) - 12:00:00 AM to 11:59:59 PM.
4. Fastag Collection is net of Acquiring Bank Charges
5. FASTag Debit Adjustment/Chargeback Received from Bank (Net)
6. Double user fee (from cash vehicles entering dedicated Fastag lane) collected from vehicles are reported separately (count and revenue). These are included in vehicle category wise count and revenue.
7. Annual FASTag pass w.e.f. 15 August 2025 as per directions of MPEL vide letter no MPEL/DIC/2025/676 dated August 14, 2025.
8. Annual Pass Toll Revenue receivable (as given in the table above) is not included in the column 'Fee Collected'.
9. '1.25' times User Fee via UPI for vehicles without a valid FASTag w.e.f. 15 November 2025 as per directions of MPEL vide letter no MPEL/02/DIC/968 dated 10 November 2025.



MONTHLY/DAILY FEE STATEMENT

Project Highway: National Highway NH-48

Day/Month: 09-Dec-2025

Sr. No.	Name of Toll Plaza Location	Chainage
1	National Highway NH-48 (from Km. 20+400 to 131+200) Shilphata	103+350

Type of Vehicle	For corresponding day/month of previous year 9-Dec-2024		For preceding day/month 8-Dec-2025		For the day/month reported upon 9-Dec-2025		
	No. of Vehicles	Fee collected (in lakh Rs.)	No. of Vehicles	Fee collected (in lakh Rs.)	Fee per Vehicle (in Rs.)	No. of Vehicles	Fee collected (in lakh Rs.)
1	2	3	4	5	6	7	8
A-Car (Note-7)	6535	386346	7643	423634	Note-1	7056	394448
B-LCV	843	80747	893	85676		893	85550
C-Bus	2347	436985	2494	458761		2702	498987
D-Truck	0	0	0	0		0	0
E-Three-axle vehicle	0	0	0	0		0	0
F-Multi-axle Truck	4125	1537155	5092	1915584		5726	2155224
G-Oversized vehicle	0	0	0	0		0	0
FASTag Debit Adjustment/ Chargeback Received from Bank (Net) (Note-5)	0	236	0	1439	Note-5	0	870
H- Total	13850	2441469	16122	2885094		16377	3135079

Day/Month wise Opening Balance of Toll Collection & Traffic

Day	9
Month	12
Year	2025
Toll Depositing Bank	0
Bank Account No.	39177623786

Transaction Type	Car/Jeep Count	Total Car/ Jeep Amount (in Rs.)	Bus/Truck Count	Total Bus / Truck Amount (in Rs.)	LCV Count	Total LCV Amount (in Rs.)	MAV (Multi Axle Vehicle Count)	Total MAV (Multi Axle Vehicle) Amount (in Rs.)	Three Axle Count	Three Axle Count Amount (in Rs.)	FASTag Debit Adjustment/ Chargeback Received from Bank (Net) Note-5
1	2	3	4	5	8	9	10	11	12	13	
Single Journey	4427	201371	2068	341450	621	51484	5018	1779732	0	0	870
Monthly Pass Sales	5	2516	0	0	0	0	0	0	0	0	0
Daily Pass Sales	1783	125996	573	140872	242	30269	680	359872	0	0	0
Local Pass Sales	0	0	0	0	0	0	0	0	0	0	0
Return Pass Sales	0	0	0	0	0	0	0	0	0	0	0
Double User Fee (FASTag Lane Violation) (Note-6)	430	40420	33	10890	11	1826	12	8520	0	0	0
1.25 times User Fee via UPI (FASTag Lane Violation) (Note-9)	411	24146	28	5775	19	1971	16	7100	0	0	0

Traffic and Revenue Receivable (Annual Pass - Note 7)		
Transaction Type	Car/Jeep Count	Total Car/ Jeep Amount (in Rs.)
1	2	3
Annual Pass	610	32510

Total Non-Tollable Traffic Count Entry Details (Note-2)						
Transaction Type	Car/Jeep Count	Bus/Truck Count	LCV Count	MAV (Multi Axle Vehicle Count)	Three Axle Count	
1	2	3	5	6	7	
Reuse & Exit	2385	642	313	717		0
Exemption & Violation	4099	298	116	152		0

Notes

1. Fee for Fastag vehicles passing two toll plazas, is collected at two plazas in few cases and therefore section wise traffic details will not be available at one plaza for same.
2. All Non-tollable traffic could not be recorded/reported due to unavailability of adequate Lanes & systems. Non-Tollable count includes Reuse of daily/return/monthly pass, exit trips, exemption and violations.
3. Reporting (FASTag/Cash/Card) - 12:00:00 AM to 11:59:59 PM.
4. Fastag Collection is net of Acquiring Bank Charges
5. FASTag Debit Adjustment/Chargeback Received from Bank (Net)
6. Double user fee (from cash vehicles entering dedicated Fastag lane) collected from vehicles are reported separately (count and revenue). These are included in vehicle category wise count and revenue.
7. Annual FASTag pass w.e.f. 15 August 2025 as per directions of MPEL vide letter no MPEL/DIC/2025/676 dated August 14, 2025.
8. Annual Pass Toll Revenue receivable (as given in the table above) is not included in the column 'Fee Collected'.
9. '1.25' times User Fee via UPI for vehicles without a valid FASTag w.e.f. 15 November 2025 as per directions of MPEL vide letter no MPEL/02/DIC/968 dated 10 November 2025.



MONTHLY/DAILY FEE STATEMENT

Project Highway: National Highway NH-48

Day/Month: 10-Dec-2025

Sr. No.	Name of Toll Plaza Location	Chainage
National Highway NH-48 (from Km. 20+400 to 131+200)		
1	Shilphata	103+350

Type of Vehicle	For corresponding day/month of previous year 10-Dec-2024		For preceding day/month 9-Dec-2025		For the day/month reported upon 10-Dec-2025		
	No. of Vehicles	Fee collected (in lakh Rs.)	No. of Vehicles	Fee collected (in lakh Rs.)	Fee per Vehicle (in Rs.)	No. of Vehicles	Fee collected (in lakh Rs.)
1	2	3	4	5	6	7	8
A-Car (Note-7)	6528	387232	7056	394448	Note-1	7068	395532
B-LCV	929	87985	893	85550		946	91214
C-Bus	2498	468420	2702	498987		2700	497298
D-Truck	0	0	0	0		0	0
E-Three-axle vehicle	0	0	0	0		0	0
F-Multi-axle Truck	4852	1830029	5726	2155224		5754	2172736
G-Oversized vehicle	0	0	0	0		0	0
FASTag Debit Adjustment/ Chargeback Received from Bank (Net) (Note-5)	0	1989	0	870	Note-5	0	756
H- Total	14807	2775655	16377	3135079		16468	3157537

Day/Month wise Opening Balance of Toll Collection & Traffic

Day	10
Month	12
Year	2025
Toll Depositing Bank	0
Bank Account No.	39177623786

Transaction Type	Car/Jeep Count	Total Car/ Jeep Amount (in Rs.)	Bus/Truck Count	Total Bus / Truck Amount (in Rs.)	LCV Count	Total LCV Amount (in Rs.)	MAV (Multi Axle Vehicle Count)	Total MAV (Multi Axle Vehicle) Amount (in Rs.)	Three Axle Count	Three Axle Count Amount (in Rs.)	FASTag Debit Adjustment/ Chargeback Received from Bank (Net) Note-5
1	2	3	4	5	8	9	10	11	12	13	
Single Journey	4340	196306	2083	344305	646	53542	4989	1770473	0	0	756
Monthly Pass Sales	3	1078	0	0	0	0	0	0	0	0	0
Daily Pass Sales	1840	129940	554	136659	275	34332	727	382738	0	0	0
Local Pass Sales	0	0	0	0	0	0	0	0	0	0	0
Return Pass Sales	0	0	0	0	0	0	0	0	0	0	0
Double User Fee (FASTag Lane Violation) (Note-6)	460	43240	27	8910	12	1992	10	7100	0	0	0
1.25 times User Fee via UPI (FASTag Lane Violation) (Note-9)	425	24969	36	7425	13	1349	28	12425	0	0	0

Traffic and Revenue Receivable (Annual Pass - Note 7)		
Transaction Type	Car/Jeep Count	Total Car/ Jeep Amount (in Rs.)
1	2	3
Annual Pass	608	32187

Total Non-Tollable Traffic Count Entry Details (Note-2)					
Transaction Type	Car/Jeep Count	Bus/Truck Count	LCV Count	MAV (Multi Axle Vehicle Count)	Three Axle Count
1	2	3	5	6	7
Reuse & Exit	2438	638	364	774	0
Exemption & Violation	4148	264	103	229	0

Notes

1. Fee for Fastag vehicles passing two toll plazas, is collected at two plazas in few cases and therefore section wise traffic details will not be available at one plaza for same.
2. All Non-tollable traffic could not be recorded/reported due to unavailability of adequate Lanes & systems. Non-Tollable count includes Reuse of daily/return/monthly pass, exit trips, exemption and violations.
3. Reporting (FASTag/Cash/Card) - 12:00:00 AM to 11:59:59 PM.
4. Fastag Collection is net of Acquiring Bank Charges
5. FASTag Debit Adjustment/Chargeback Received from Bank (Net)
6. Double user fee (from cash vehicles entering dedicated Fastag lane) collected from vehicles are reported separately (count and revenue). These are included in vehicle category wise count and revenue.
7. Annual FASTag pass w.e.f. 15 August 2025 as per directions of MPEL vide letter no MPEL/DIC/2025/676 dated August 14, 2025.
8. Annual Pass Toll Revenue receivable (as given in the table above) is not included in the column 'Fee Collected'.
9. '1.25' times User Fee via UPI for vehicles without a valid FASTag w.e.f. 15 November 2025 as per directions of MPEL vide letter no MPEL/02/DIC/968 dated 10 November 2025.



MONTHLY/DAILY FEE STATEMENT

Project Highway: National Highway NH-48

Day/Month: 11-Dec-2025

Sr. No.	Name of Toll Plaza Location	Chainage
1	Shilphata	103+350

Type of Vehicle	For corresponding day/month of previous year 11-Dec-2024		For preceding day/month 10-Dec-2025		For the day/month reported upon 11-Dec-2025		
	No. of Vehicles	Fee collected (in lakh Rs.)	No. of Vehicles	Fee collected (in lakh Rs.)	Fee per Vehicle (in Rs.)	No. of Vehicles	Fee collected (in lakh Rs.)
1	2	3	4	5	6	7	8
A-Car (Note-7)	6363	379131	7068	395532	Note-1	6776	375658
B-LCV	935	89733	946	91214		944	90369
C-Bus	2564	477379	2700	497298		2715	501892
D-Truck	0	0	0	0		0	0
E-Three-axle vehicle	0	0	0	0		0	0
F-Multi-axle Truck	4719	1784105	5754	2172736		5636	2127868
G-Oversized vehicle	0	0	0	0		0	0
FASTag Debit Adjustment/ Chargeback Received from Bank (Net) (Note-5)	0	919	0	756	Note-5	0	538
H- Total	14581	2731268	16468	3157537		16071	3096326

Day/Month wise Opening Balance of Toll Collection & Traffic

Day	11
Month	12
Year	2025
Toll Depositing Bank	0
Bank Account No.	39177623786

Transaction Type	Car/Jeep Count	Total Car/ Jeep Amount (in Rs.)	Bus/Truck Count	Total Bus / Truck Amount (in Rs.)	LCV Count	Total LCV Amount (in Rs.)	MAV (Multi Axle Vehicle Count)	Total MAV (Multi Axle Vehicle) Amount (in Rs.)	Three Axle Count	Three Axle Count Amount (in Rs.)	FASTag Debit Adjustment/ Chargeback Received from Bank (Net)
1	2	3	4	5	8	9	10	11	12	13	Note-5
Single Journey	4266	192859	2074	342052	669	55600	4883	1732419	0	0	538
Monthly Pass Sales	0	0	0	0	0	0	0	0	0	0	0
Daily Pass Sales	1679	118609	590	145980	259	32424	710	373173	0	0	0
Local Pass Sales	0	0	0	0	0	0	0	0	0	0	0
Return Pass Sales	0	0	0	0	0	0	0	0	0	0	0
Double User Fee (FASTag Lane Violation) (Note-6)	436	40984	27	8910	11	1826	12	8520	0	0	0
1.25 times User Fee via UPI (FASTag Lane Violation) (Note-9)	395	23206	24	4950	5	519	31	13756	0	0	0

Traffic and Revenue Receivable (Annual Pass - Note 7)		
Transaction Type	Car/Jeep Count	Total Car/ Jeep Amount (in Rs.)
1	2	3
Annual Pass	606	31810

Total Non-Tollable Traffic Count Entry Details (Note-2)					
Transaction Type	Car/Jeep Count	Bus/Truck Count	LCV Count	MAV (Multi Axle Vehicle Count)	Three Axle Count
1	2	3	5	6	7
Reuse & Exit	2236	671	350	749	0
Exemption & Violation	4107	256	125	211	0

Notes

1. Fee for Fastag vehicles passing two toll plazas, is collected at two plazas in few cases and therefore section wise traffic details will not be available at one plaza for same.
2. All Non-tollable traffic could not be recorded/reported due to unavailability of adequate Lanes & systems. Non-Tollable count includes Reuse of daily/return/monthly pass, exit trips, exemption and violations.
3. Reporting (FASTag/Cash/Card) - 12:00:00 AM to 11:59:59 PM.
4. Fastag Collection is net of Acquiring Bank Charges
5. FASTag Debit Adjustment/Chargeback Received from Bank (Net)
6. Double user fee (from cash vehicles entering dedicated Fastag lane) collected from vehicles are reported separately (count and revenue). These are included in vehicle category wise count and revenue.
7. Annual FASTag pass w.e.f. 15 August 2025 as per directions of MPEL vide letter no MPEL/DIC/2025/676 dated August 14, 2025.
8. Annual Pass Toll Revenue receivable (as given in the table above) is not included in the column 'Fee Collected'.
9. '1.25' times User Fee via UPI for vehicles without a valid FASTag w.e.f. 15 November 2025 as per directions of MPEL vide letter no MPEL/DIC/968 dated 10 November 2025.



MONTHLY/DAILY FEE STATEMENT

Project Highway: National Highway NH-48

Day/Month: 12-Dec-2025

Sr. No.	Name of Toll Plaza Location	Chainage
National Highway NH-48 (from Km. 20+400 to 131+200)		
1	Shilphata	103+350

Type of Vehicle	For corresponding day/month of previous year 12-Dec-2024		For preceding day/month 11-Dec-2025		For the day/month reported upon 12-Dec-2025		
	No. of Vehicles	Fee collected (in lakh Rs.)	No. of Vehicles	Fee collected (in lakh Rs.)	Fee per Vehicle (in Rs.)	No. of Vehicles	Fee collected (in lakh Rs.)
1	2	3	4	5	6	7	8
A-Car (Note-7)	6699	394564	6776	375658	Note-1	7118	392450
B-LCV	964	92393	944	90369		882	84432
C-Bus	2561	480002	2715	501892		2626	480366
D-Truck	0	0	0	0		0	0
E-Three-axle vehicle	0	0	0	0		0	0
F-Multi-axle Truck	4792	1803210	5636	2127868		5353	2018261
G-Oversized vehicle	0	0	0	0		0	0
FASTag Debit Adjustment/ Chargeback Received from Bank (Net) (Note-5)	0	353	0	538	Note-5	0	927
H- Total	15016	2770523	16071	3096326		15979	2976436

Day/Month wise Opening Balance of Toll Collection & Traffic

Day	12
Month	12
Year	2025
Toll Depositing Bank	State Bank Of India
Bank Account No.	39177623786

Transaction Type	Car/Jeep Count	Total Car/ Jeep Amount (in Rs.)	Bus/Truck Count	Total Bus / Truck Amount (in Rs.)	LCV Count	Total LCV Amount (in Rs.)	MAV (Multi Axle Vehicle Count)	Total MAV (Multi Axle Vehicle) Amount (in Rs.)	Three Axle Count	Three Axle Count Amount (in Rs.)	FASTag Debit Adjustment/ Chargeback Received from Bank (Net)		
1	2	3	4	5	6	7	8	9	10	11	12	13	Note-5
Single Journey	4632	210979	2061	341064	634	52643	4660	1653809	0	0	0	927	
Monthly Pass Sales	1	359	0	0	0	0	0	0	0	0	0	0	
Daily Pass Sales	1642	116005	503	123420	211	26581	633	333301	0	0	0	0	
Local Pass Sales	0	0	0	0	0	0	0	0	0	0	0	0	
Return Pass Sales	0	0	0	0	0	0	0	0	0	0	0	0	
Double User Fee (FASTag Lane Violation) (Note-6)	442	41548	25	8250	22	3652	17	12070	0	0	0	0	
1.25 times User Fee via UPI (FASTag Lane Violation) (Note-9)	401	23559	37	7631	15	1556	43	19081	0	0	0	0	

Traffic and Revenue Receivable (Annual Pass - Note 7)		
Transaction Type	Car/Jeep Count	Total Car/ Jeep Amount (in Rs.)
1	2	3
Annual Pass	542	28629

Total Non-Tollable Traffic Count Entry Details (Note-2)					
Transaction Type	Car/Jeep Count	Bus/Truck Count	LCV Count	MAV (Multi Axle Vehicle Count)	Three Axle Count
1	2	3	4	5	6
Reuse & Exit	2163	557	294	657	0
Exemption & Violation	4492	227	104	230	0

Notes

1. Fee for Fastag vehicles passing two toll plazas, is collected at two plazas in few cases and therefore section wise traffic details will not be available at one plaza for same.
2. All Non-tollable traffic could not be recorded/reported due to unavailability of adequate Lanes & systems. Non-Tollable count includes Reuse of daily/return/monthly pass, exit trips, exemption and violations.
3. Reporting (FASTag/Cash/Card) - 12:00:00 AM to 11:59:59 PM.
4. Fastag Collection is net of Acquiring Bank Charges
5. FASTag Debit Adjustment/Chargeback Received from Bank (Net)
6. Double user fee (from cash vehicles entering dedicated Fastag lane) collected from vehicles are reported separately (count and revenue). These are included in vehicle category wise count and revenue.
7. Annual FASTag pass w.e.f. 15 August 2025 as per directions of MPEL vide letter no MPEL/DIC/2025/676 dated August 14, 2025.
8. Annual Pass Toll Revenue receivable (as given in the table above) is not included in the column 'Fee Collected'.
9. '1.25' times User Fee via UPI for vehicles without a valid FASTag w.e.f. 15 November 2025 as per directions of MPEL vide letter no MPEL/DIC/968 dated 10 November 2025.



MONTHLY/DAILY FEE STATEMENT

Project Highway: National Highway NH-48

Day/Month: 13-Dec-2025

Sr. No.	Name of Toll Plaza Location	Chainage
National Highway NH-48 (from Km. 20+400 to 131+200)		
1	Shilphata	103+350

Type of Vehicle	For corresponding day/month of previous year 13-Dec-2024		For preceding day/month 12-Dec-2025		For the day/month reported upon 13-Dec-2025		
	No. of Vehicles	Fee collected (in lakh Rs.)	No. of Vehicles	Fee collected (in lakh Rs.)	Fee per Vehicle (in Rs.)	No. of Vehicles	Fee collected (in lakh Rs.)
1	2	3	4	5	6	7	8
A-Car (Note-7)	6991	411087	7118	392450	Note-1	7606	419599
B-LCV	960	92079	882	84432		938	89811
C-Bus	2528	465749	2626	480366		2714	497391
D-Truck	0	0	0	0		0	0
E-Three-axle vehicle	0	0	0	0		0	0
F-Multi-axle Truck	4949	1872124	5353	2018261		5367	2040728
G-Oversized vehicle	0	0	0	0		0	0
FASTag Debit Adjustment/ Chargeback Received from Bank (Net) (Note-5)	0	1014	0	927	Note-5	0	554
H- Total	15428	2842053	15979	2976436		16625	3048082

Day/Month wise Opening Balance of Toll Collection & Traffic

Day	13
Month	12
Year	2025
Toll Depositing Bank	State Bank Of India
Bank Account No.	39177623786

Transaction Type	Car/Jeep Count	Total Car/ Jeep Amount (in Rs.)	Bus/Truck Count	Total Bus / Truck Amount (in Rs.)	LCV Count	Total LCV Amount (in Rs.)	MAV (Multi Axle Vehicle Count)	Total MAV (Multi Axle Vehicle) Amount (in Rs.)	Three Axle Count	Three Axle Count Amount (in Rs.)	FASTag Debit Adjustment/ Chargeback Received from Bank (Net)
1	2	3	4	5	8	9	10	11	12	13	Note-5
Single Journey	5040	231325	2134	352485	673	55889	4584	1627727	0	0	554
Monthly Pass Sales	0	0	0	0	0	0	0	0	0	0	0
Daily Pass Sales	1664	117374	510	125766	241	30187	728	383270	0	0	0
Local Pass Sales	0	0	0	0	0	0	0	0	0	0	0
Return Pass Sales	0	0	0	0	0	0	0	0	0	0	0
Double User Fee (FASTag Lane Violation) (Note-6)	508	47752	38	12540	20	3320	20	14200	0	0	0
1.25 times User Fee via UPI (FASTag Lane Violation) (Note-9)	394	23148	32	6600	4	415	35	15531	0	0	0

Traffic and Revenue Receivable (Annual Pass - Note 7)		
Transaction Type	Car/Jeep Count	Total Car/ Jeep Amount (in Rs.)
1	2	3
Annual Pass	524	27874

Total Non-Tollable Traffic Count Entry Details (Note-2)					
Transaction Type	Car/Jeep Count	Bus/Truck Count	LCV Count	MAV (Multi Axle Vehicle Count)	Three Axle Count
1	2	3	5	6	7
Reuse & Exit	2186	562	313	758	0
Exemption & Violation	4339	235	78	193	0

Notes

1. Fee for Fastag vehicles passing two toll plazas, is collected at two plazas in few cases and therefore section wise traffic details will not be available at one plaza for same.
2. All Non-tollable traffic could not be recorded/reported due to unavailability of adequate Lanes & systems. Non-Tollable count includes Reuse of daily/return/monthly pass, exit trips, exemption and violations.
3. Reporting (FASTag/Cash/Card) - 12:00:00 AM to 11:59:59 PM.
4. Fastag Collection is net of Acquiring Bank Charges
5. FASTag Debit Adjustment/Chargeback Received from Bank (Net)
6. Double user fee (from cash vehicles entering dedicated Fastag lane) collected from vehicles are reported separately (count and revenue). These are included in vehicle category wise count and revenue.
7. Annual FASTag pass w.e.f. 15 August 2025 as per directions of MPEL vide letter no MPEL/DIC/2025/676 dated August 14, 2025.
8. Annual Pass Toll Revenue receivable (as given in the table above) is not included in the column 'Fee Collected'.
9. '1.25' times User Fee via UPI for vehicles without a valid FASTag w.e.f. 15 November 2025 as per directions of MPEL vide letter no MPEL/02/DIC/968 dated 10 November 2025.



MONTHLY/DAILY FEE STATEMENT

Project Highway: National Highway NH-48

Day/Month: 14-Dec-2025

Sr. No.	Name of Toll Plaza Location	Chainage
National Highway NH-48 (from Km. 20+400 to 131+200)		
1	Shilphata	103+350

Type of Vehicle	For corresponding day/month of previous year 14-Dec-2024		For preceding day/month 13-Dec-2025		For the day/month reported upon 14-Dec-2025		
	No. of Vehicles	Fee collected (in lakh Rs.)	No. of Vehicles	Fee collected (in lakh Rs.)	Fee per Vehicle (in Rs.)	No. of Vehicles	Fee collected (in lakh Rs.)
1	2	3	4	5	6	7	8
A-Car (Note-7)	8397	495613	7606	419599	Note-1	8621	482045
B-LCV	916	87679	938	89811		745	70282
C-Bus	2517	467442	2714	497391		2062	373913
D-Truck	0	0	0	0		0	0
E-Three-axle vehicle	0	0	0	0		0	0
F-Multi-axle Truck	4911	1849141	5367	2040728		4781	1793597
G-Oversized vehicle	0	0	0	0		0	0
FASTag Debit Adjustment/ Chargeback Received from Bank (Net) (Note-5)	0	1528	0	554	Note-5	0	0
H- Total	16741	2901403	16625	3048082		16209	2719837

Day/Month wise Opening Balance of Toll Collection & Traffic

Day	14
Month	12
Year	2025
Toll Depositing Bank	State Bank Of India
Bank Account No.	39177623786

Transaction Type	Car/Jeep Count	Total Car/ Jeep Amount (in Rs.)	Bus/Truck Count	Total Bus / Truck Amount (in Rs.)	LCV Count	Total LCV Amount (in Rs.)	MAV (Multi Axle Vehicle Count)	Total MAV (Multi Axle Vehicle) Amount (in Rs.)	Three Axle Count	Three Axle Count Amount (in Rs.)	FASTag Debit Adjustment/ Chargeback Received from Bank (Net)
1	2	3	4	5	8	9	10	11	12	13	Note-5
Single Journey	5540	255328	1673	276663	550	45601	4197	1489204	0	0	0
Monthly Pass Sales	1	359	0	0	0	0	0	0	0	0	0
Daily Pass Sales	1997	140876	349	86154	175	21859	515	270313	0	0	0
Local Pass Sales	0	0	0	0	0	0	0	0	0	0	0
Return Pass Sales	0	0	0	0	0	0	0	0	0	0	0
Double User Fee (FASTag Lane Violation) (Note-6)	620	58280	23	7590	12	1992	13	9230	0	0	0
1.25 times User Fee via UPI (FASTag Lane Violation) (Note-9)	463	27201	17	3506	8	830	56	24850	0	0	0

Traffic and Revenue Receivable (Annual Pass - Note 7)		
Transaction Type	Car/Jeep Count	Total Car/ Jeep Amount (in Rs.)
1	2	3
Annual Pass	599	31810

Total Non-Tollable Traffic Count Entry Details (Note-2)					
Transaction Type	Car/Jeep Count	Bus/Truck Count	LCV Count	MAV (Multi Axle Vehicle Count)	Three Axle Count
1	2	3	5	6	7
Reuse & Exit	2498	386	228	593	0
Exemption & Violation	5329	190	76	201	0



Notes

1. Fee for Fastag vehicles passing two toll plazas, is collected at two plazas in few cases and therefore section wise traffic details will not be available at one plaza for same.
2. All Non-tollable traffic could not be recorded/reported due to unavailability of adequate Lanes & systems. Non-Tollable count includes Reuse of daily/return/monthly pass, exit trips, exemption and violations.
3. Reporting (FASTag/Cash/Card) - 12:00:00 AM to 11:59:59 PM.
4. Fastag Collection is net of Acquiring Bank Charges
5. FASTag Debit Adjustment/Chargeback Received from Bank (Net)
6. Double user fee (from cash vehicles entering dedicated Fastag lane) collected from vehicles are reported separately (count and revenue). These are included in vehicle category wise count and revenue.
7. Annual FASTag pass w.e.f. 15 August 2025 as per directions of MPEL vide letter no MPEL/DIC/2025/676 dated August 14, 2025.
8. Annual Pass Toll Revenue receivable (as given in the table above) is not included in the column 'Fee Collected'.
9. '1.25' times User Fee via UPI for vehicles without a valid FASTag w.e.f. 15 November 2025 as per directions of MPEL vide letter no MPEL/02/DIC/968 dated 10 November 2025.

MONTHLY/DAILY FEE STATEMENT

Project Highway: National Highway NH-48

Day/Month: 15-Dec-2025

Sr. No.	Name of Toll Plaza Location	Chainage
National Highway NH-48 (from Km. 20+400 to 131+200)		
1	Shilphata	103+350

Type of Vehicle	For corresponding day/month of previous year 15-Dec-2024		For preceding day/month 14-Dec-2025		For the day/month reported upon 15-Dec-2025		
	No. of Vehicles	Fee collected (in lakh Rs.)	No. of Vehicles	Fee collected (in lakh Rs.)	Fee per Vehicle (in Rs.)	No. of Vehicles	Fee collected (in lakh Rs.)
1	2	3	4	5	6	7	8
A-Car (Note-7)	9120	549379	8621	482045	Note-1	7787	431627
B-LCV	679	63489	745	70282		881	84882
C-Bus	2016	368051	2062	373913		2497	461851
D-Truck	0	0	0	0		0	0
E-Three-axle vehicle	0	0	0	0		0	0
F-Multi-axle Truck	4105	1518811	4781	1793597		5337	1994401
G-Oversized vehicle	0	0	0	0		0	0
FASTag Debit Adjustment/ Chargeback Received from Bank (Net) (Note-5)	0	0	0	0	Note-5	0	767
H- Total	15920	2499730	16209	2719837		16502	2973529

Day/Month wise Opening Balance of Toll Collection & Traffic

Day	15
Month	12
Year	2025
Toll Depositing Bank	State Bank Of India
Bank Account No.	39177623786

Transaction Type	Car/Jeep Count	Total Car/ Jeep Amount (in Rs.)	Bus/Truck Count	Total Bus / Truck Amount (in Rs.)	LCV Count	Total LCV Amount (in Rs.)	MAV (Multi Axle Vehicle Count)	Total MAV (Multi Axle Vehicle) Amount (in Rs.)	Three Axle Count	Three Axle Count Amount (in Rs.)	FASTag Debit Adjustment/ Chargeback Received from Bank (Net)
1	2	3	4	5	8	9	10	11	12	13	Note-5
Single Journey	5000	228188	1900	313557	597	49635	4752	1685412	0	0	767
Monthly Pass Sales	1	359	0	0	0	0	0	0	0	0	0
Daily Pass Sales	1783	125894	546	134310	266	32820	529	278548	0	0	0
Local Pass Sales	0	0	0	0	0	0	0	0	0	0	0
Return Pass Sales	0	0	0	0	0	0	0	0	0	0	0
Double User Fee (FASTag Lane Violation) (Note-6)	518	48692	28	9240	9	1494	21	14910	0	0	0
1.25 times User Fee via UPI (FASTag Lane Violation) (Note-9)	485	28494	23	4744	9	934	35	15531	0	0	0

Traffic and Revenue Receivable (Annual Pass - Note 7)		
Transaction Type	Car/Jeep Count	Total Car/ Jeep Amount (in Rs.)
1	2	3
Annual Pass	646	34235

Total Non-Tollable Traffic Count Entry Details (Note-2)						
Transaction Type	Car/Jeep Count	Bus/Truck Count	LCV Count	MAV (Multi Axle Vehicle Count)	Three Axle Count	
1	2	3	5	6	7	
Reuse & Exit	2412	616	357	562	0	
Exemption & Violation	4306	287	105	229	0	

Notes

1. Fee for Fastag vehicles passing two toll plazas, is collected at two plazas in few cases and therefore section wise traffic details will not be available at one plaza for same.
2. All Non-tollable traffic could not be recorded/reported due to unavailability of adequate Lanes & systems. Non-Tollable count includes Reuse of daily/return/monthly pass, exit trips, exemption and violations.
3. Reporting (FASTag/Cash/Card) - 12:00:00 AM to 11:59:59 PM.
4. Fastag Collection is net of Acquiring Bank Charges
5. FASTag Debit Adjustment/Chargeback Received from Bank (Net)
6. Double user fee (from cash vehicles entering dedicated Fastag lane) collected from vehicles are reported separately (count and revenue). These are included in vehicle category wise count and revenue.
7. Annual FASTag pass w.e.f. 15 August 2025 as per directions of MPEL vide letter no MPEL/DIC/2025/676 dated August 14, 2025.
8. Annual Pass Toll Revenue receivable (as given in the table above) is not included in the column 'Fee Collected'.
9. '1.25' times User Fee via UPI for vehicles without a valid FASTag w.e.f. 15 November 2025 as per directions of MPEL vide letter no MPEL/02/DIC/968 dated 10 November 2025.



MONTHLY/DAILY FEE STATEMENT

Project Highway: National Highway NH-48

Day/Month: 16-Dec-2025

Sr. No.	Name of Toll Plaza Location	Chainage
1	National Highway NH-48 (from Km. 20+400 to 131+200) Shilphata	103+350

Type of Vehicle	For corresponding day/month of previous year 16-Dec-2024		For preceding day/month 15-Dec-2025		For the day/month reported upon 16-Dec-2025		
	No. of Vehicles	Fee collected (in lakh Rs.)	No. of Vehicles	Fee collected (in lakh Rs.)	Fee per Vehicle (in Rs.)	No. of Vehicles	Fee collected (in lakh Rs.)
1	2	3	4	5	6	7	8
A-Car (Note-7)	7097	416658	7787	431627	Note-1	6897	385250
B-LCV	925	88598	881	84882		926	89233
C-Bus	2425	451721	2497	461851		2683	494356
D-Truck	0	0	0	0		0	0
E-Three-axle vehicle	0	0	0	0		0	0
F-Multi-axle Truck	4435	1658508	5337	1994401		5454	2046872
G-Oversized vehicle	0	0	0	0		0	0
FASTag Debit Adjustment/ Chargeback Received from Bank (Net) (Note-5)	0	289	0	767	Note-5	0	226
H- Total	14882	2615775	16502	2973529		15960	3015935

Day/Month wise Opening Balance of Toll Collection & Traffic

Day	16
Month	12
Year	2025
Toll Depositing Bank	State Bank Of India
Bank Account No.	39177623786

Transaction Type	Car/Jeep Count	Total Car/ Jeep Amount (in Rs.)	Bus/Truck Count	Total Bus / Truck Amount (in Rs.)	LCV Count	Total LCV Amount (in Rs.)	MAV (Multi Axle Vehicle Count)	Total MAV (Multi Axle Vehicle) Amount (in Rs.)	Three Axle Count	Three Axle Count Amount (in Rs.)	FASTag Debit Adjustment/ Chargeback Received from Bank (Net) Note-5
1	2	3	4	5	8	9	10	11	12	13	
Single Journey	4286	194834	2075	342763	637	53033	4797	1702720	0	0	226
Monthly Pass Sales	2	719	0	0	0	0	0	0	0	0	0
Daily Pass Sales	1761	124403	548	135010	261	32485	614	322408	0	0	0
Local Pass Sales	0	0	0	0	0	0	0	0	0	0	0
Return Pass Sales	0	0	0	0	0	0	0	0	0	0	0
Double User Fee (FASTag Lane Violation) (Note-6)	439	41266	34	11220	13	2158	10	7100	0	0	0
1.25 times User Fee via UPI (FASTag Lane Violation) (Note-9)	409	24029	26	5363	15	1556	33	14644	0	0	0

Traffic and Revenue Receivable (Annual Pass - Note 7)		
Transaction Type	Car/Jeep Count	Total Car/ Jeep Amount (in Rs.)
1	2	3
Annual Pass	582	30623

Total Non-Tollable Traffic Count Entry Details (Note-2)						
Transaction Type	Car/Jeep Count	Bus/Truck Count	LCV Count	MAV (Multi Axle Vehicle Count)	Three Axle Count	
1	2	3	5	6	7	
Reuse & Exit	2349	610	337	643		0
Exemption & Violation	4559	258	113	218		0

Notes

1. Fee for Fastag vehicles passing two toll plazas, is collected at two plazas in few cases and therefore section wise traffic details will not be available at one plaza for same.
2. All Non-tollable traffic could not be recorded/reported due to unavailability of adequate Lanes & systems. Non-Tollable count includes Reuse of daily/return/monthly pass, exit trips, exemption and violations.
3. Reporting (FASTag/Cash/Card) - 12:00:00 AM to 11:59:59 PM.
4. Fastag Collection is net of Acquiring Bank Charges
5. FASTag Debit Adjustment/Chargeback Received from Bank (Net)
6. Double user fee (from cash vehicles entering dedicated Fastag lane) collected from vehicles are reported separately (count and revenue). These are included in vehicle category wise count and revenue.
7. Annual FASTag pass w.e.f. 15 August 2025 as per directions of MPEL vide letter no MPEL/DIC/2025/676 dated August 14, 2025.
8. Annual Pass Toll Revenue receivable (as given in the table above) is not included in the column 'Fee Collected'.
9. '1.25' times User Fee via UPI for vehicles without a valid FASTag w.e.f. 15 November 2025 as per directions of MPEL vide letter no MPEL/02/DIC/968 dated 10 November 2025.



MONTHLY/DAILY FEE STATEMENT

Project Highway: National Highway NH-48

Day/Month: 17-Dec-2025

Sr. No.	Name of Toll Plaza Location	Chainage
National Highway NH-48 (from Km. 20+400 to 131+200)		
1	Shilphata	103+350

Type of Vehicle	For corresponding day/month of previous year 17-Dec-2024		For preceding day/month 16-Dec-2025		For the day/month reported upon 17-Dec-2025		
	No. of Vehicles	Fee collected (in lakh Rs.)	No. of Vehicles	Fee collected (in lakh Rs.)	Fee per Vehicle (in Rs.)	No. of Vehicles	Fee collected (in lakh Rs.)
1	2	3	4	5	6	7	8
A-Car (Note-7)	6205	367099	6897	385250	Note-1	6372	356040
B-LCV	886	85159	926	89233		919	88569
C-Bus	2517	465295	2683	494356		2614	479545
D-Truck	0	0	0	0		0	0
E-Three-axle vehicle	0	0	0	0		0	0
F-Multi-axle Truck	4709	1767456	5454	2046872		5447	2047029
G-Oversized vehicle	0	0	0	0		0	0
FASTag Debit Adjustment/ Chargeback Received from Bank (Net) (Note-5)	0	2032	0	226	Note-5	0	369
H- Total	14317	2687042	15960	3015935		15352	2971552

Day/Month wise Opening Balance of Toll Collection & Traffic

Day	17
Month	12
Year	2025
Toll Depositing Bank	State Bank Of India
Bank Account No.	39177623786

Transaction Type	Car/Jeep Count	Total Car/ Jeep Amount (in Rs.)	Bus/Truck Count	Total Bus / Truck Amount (in Rs.)	LCV Count	Total LCV Amount (in Rs.)	MAV (Multi Axle Vehicle Count)	Total MAV (Multi Axle Vehicle) Amount (in Rs.)	Three Axle Count	Three Axle Count Amount (in Rs.)	FASTag Debit Adjustment/ Chargeback Received from Bank (Net) Note-5
1	2	3	4	5	8	9	10	11	12	13	
Single Journey	3888	174995	2036	336284	648	54024	4798	1704558	0	0	369
Monthly Pass Sales	0	0	0	0	0	0	0	0	0	0	0
Daily Pass Sales	1649	116408	522	128246	240	29959	599	315757	0	0	0
Local Pass Sales	0	0	0	0	0	0	0	0	0	0	0
Return Pass Sales	0	0	0	0	0	0	0	0	0	0	0
Double User Fee (FASTag Lane Violation) (Note-6)	442	41548	28	9240	22	3652	17	12070	0	0	0
1.25 times User Fee via UPI (FASTag Lane Violation) (Note-9)	393	23089	28	5775	9	934	33	14644	0	0	0

Traffic and Revenue Receivable (Annual Pass - Note 7)		
Transaction Type	Car/Jeep Count	Total Car/ Jeep Amount (in Rs.)
1	2	3
Annual Pass	579	30893

Total Non-Tollable Traffic Count Entry Details (Note-2)					
Transaction Type	Car/Jeep Count	Bus/Truck Count	LCV Count	MAV (Multi Axle Vehicle Count)	Three Axle Count
1	2	3	5	6	7
Reuse & Exit	2233	589	320	639	0
Exemption & Violation	4291	295	114	155	0

Notes

1. Fee for Fastag vehicles passing two toll plazas, is collected at two plazas in few cases and therefore section wise traffic details will not be available at one plaza for same.
2. All Non-tollable traffic could not be recorded/reported due to unavailability of adequate Lanes & systems. Non-Tollable count includes Reuse of daily/return/monthly pass, exit trips, exemption and violations.
3. Reporting (FASTag/Cash/Card) - 12:00:00 AM to 11:59:59 PM.
4. Fastag Collection is net of Acquiring Bank Charges
5. FASTag Debit Adjustment/Chargeback Received from Bank (Net)
6. Double user fee (from cash vehicles entering dedicated Fastag lane) collected from vehicles are reported separately (count and revenue). These are included in vehicle category wise count and revenue.
7. Annual FASTag pass w.e.f. 15 August 2025 as per directions of MPEL vide letter no MPEL/DIC/2025/676 dated August 14, 2025.
8. Annual Pass Toll Revenue receivable (as given in the table above) is not included in the column 'Fee Collected'.
9. '1.25' times User Fee via UPI for vehicles without a valid FASTag w.e.f. 15 November 2025 as per directions of MPEL vide letter no MPEL/02/DIC/968 dated 10 November 2025.



MONTHLY/DAILY FEE STATEMENT

Project Highway: National Highway NH-48

Day/Month: 18-Dec-2025

Sr. No.	Name of Toll Plaza Location	Chainage
1	National Highway NH-48 (from Km. 20+400 to 131+200) Shilphata	103+350

Type of Vehicle	For corresponding day/month of previous year 18-Dec-2024		For preceding day/month 17-Dec-2025		For the day/month reported upon 18-Dec-2025		
	No. of Vehicles	Fee collected (in lakh Rs.)	No. of Vehicles	Fee collected (in lakh Rs.)	Fee per Vehicle (in Rs.)	No. of Vehicles	Fee collected (in lakh Rs.)
1	2	3	4	5	6	7	8
A-Car (Note-7)	6276	370411	6372	356040	Note-1	6695	372715
B-LCV	942	90046	919	88569		976	92735
C-Bus	2602	483116	2614	479545		2785	514751
D-Truck	0	0	0	0		0	0
E-Three-axle vehicle	0	0	0	0		0	0
F-Multi-axle Truck	4896	1839007	5447	2047029		5784	2170956
G-Oversized vehicle	0	0	0	0		0	0
FASTag Debit Adjustment/ Chargeback Received from Bank (Net) (Note-5)	0	779	0	369	Note-5	0	516
H- Total	14716	2783359	15352	2971552		16240	3151673

Day/Month wise Opening Balance of Toll Collection & Traffic

Day	18										
Month	12										
Year	2025										
Toll Depositing Bank	0										
Bank Account No.	39177623786										
Transaction Type	Car/Jeep Count	Total Car/ Jeep Amount (in Rs.)	Bus/Truck Count	Total Bus / Truck Amount (in Rs.)	LCV Count	Total LCV Amount (in Rs.)	MAV (Multi Axle Vehicle Count)	Total MAV (Multi Axle Vehicle) Amount (in Rs.)	Three Axle Count	Three Axle Count Amount (in Rs.)	FASTag Debit Adjustment/ Chargeback Received from Bank (Net) Note-5
1	2	3	4	5	8	9	10	11	12	13	
Single Journey	4126	186285	2129	351934	695	57546	5093	1806603	0	0	516
Monthly Pass Sales	0	0	0	0	0	0	0	0	0	0	0
Daily Pass Sales	1670	117998	591	145451	257	31766	633	334889	0	0	0
Local Pass Sales	0	0	0	0	0	0	0	0	0	0	0
Return Pass Sales	0	0	0	0	0	0	0	0	0	0	0
Double User Fee (FASTag Lane Violation) (Note-6)	443	41642	32	10560	15	2490	14	9940	0	0	0
1.25 times User Fee via UPI (FASTag Lane Violation) (Note-9)	456	26790	33	6806	9	934	44	19525	0	0	0

Traffic and Revenue Receivable (Annual Pass - Note 7)		
Transaction Type	Car/Jeep Count	Total Car/ Jeep Amount (in Rs.)
1	2	3
Annual Pass	563	29653

Total Non-Tollable Traffic Count Entry Details (Note-2)					
Transaction Type	Car/Jeep Count	Bus/Truck Count	LCV Count	MAV (Multi Axle Vehicle Count)	Three Axle Count
1	2	3	5	6	7
Reuse & Exit	2270	661	323	657	0
Exemption & Violation	3757	298	145	189	0

Notes

1. Fee for Fastag vehicles passing two toll plazas, is collected at two plazas in few cases and therefore section wise traffic details will not be available at one plaza for same.
2. All Non-tollable traffic could not be recorded/reported due to unavailability of adequate Lanes & systems. Non-Tollable count includes Reuse of daily/return/monthly pass, exit trips, exemption and violations.
3. Reporting (FASTag/Cash/Card) - 12:00:00 AM to 11:59:59 PM.
4. Fastag Collection is net of Acquiring Bank Charges
5. FASTag Debit Adjustment/Chargeback Received from Bank (Net)
6. Double user fee (from cash vehicles entering dedicated Fastag lane) collected from vehicles are reported separately (count and revenue). These are included in vehicle category wise count and revenue.
7. Annual FASTag pass w.e.f. 15 August 2025 as per directions of MPEL vide letter no MPEL/DIC/2025/676 dated August 14, 2025.
8. Annual Pass Toll Revenue receivable (as given in the table above) is not included in the column 'Fee Collected'.
9. '1.25' times User Fee via UPI for vehicles without a valid FASTag w.e.f. 15 November 2025 as per directions of MPEL vide letter no MPEL/02/DIC/968 dated 10 November 2025.



MONTHLY/DAILY FEE STATEMENT

Project Highway: National Highway NH-48

Day/Month: 19-Dec-2025

Sr. No.	Name of Toll Plaza Location	Chainage
National Highway NH-48 (from Km. 20+400 to 131+200)		
1	Shilphata	103+350

Type of Vehicle	For corresponding day/month of previous year 19-Dec-2024		For preceding day/month 18-Dec-2025		For the day/month reported upon 19-Dec-2025		
	No. of Vehicles	Fee collected (in lakh Rs.)	No. of Vehicles	Fee collected (in lakh Rs.)	Fee per Vehicle (in Rs.)	No. of Vehicles	Fee collected (in lakh Rs.)
1	2	3	4	5	6	7	8
A-Car (Note-7)	6717	400400	6695	372715	Note-1	6827	379405
B-LCV	1004	96367	976	92735		936	89429
C-Bus	2688	499895	2785	514751		2795	513402
D-Truck	0	0	0	0		0	0
E-Three-axle vehicle	0	0	0	0		0	0
F-Multi-axle Truck	4958	1875973	5784	2170956		5550	2081828
G-Oversized vehicle	0	0	0	0		0	0
FASTag Debit Adjustment/ Chargeback Received from Bank (Net) (Note-5)	0	581	0	516	Note-5	0	433
H- Total	15367	2873215	16240	3151673		16108	3064497

Day/Month wise Opening Balance of Toll Collection & Traffic

Day	19
Month	12
Year	2025
Toll Depositing Bank	State Bank Of India
Bank Account No.	39177623786

Transaction Type	Car/Jeep Count	Total Car/ Jeep Amount (in Rs.)	Bus/Truck Count	Total Bus / Truck Amount (in Rs.)	LCV Count	Total LCV Amount (in Rs.)	MAV (Multi Axle Vehicle Count)	Total MAV (Multi Axle Vehicle) Amount (in Rs.)	Three Axle Count	Three Axle Count Amount (in Rs.)	FASTag Debit Adjustment/ Chargeback Received from Bank (Net) Note-5
1	2	3	4	5	8	9	10	11	12	13	
Single Journey	4267	193695	2178	359951	665	55407	4894	1736792	0	0	433
Monthly Pass Sales	0	0	0	0	0	0	0	0	0	0	0
Daily Pass Sales	1688	119287	544	133693	262	32777	608	320807	0	0	0
Local Pass Sales	0	0	0	0	0	0	0	0	0	0	0
Return Pass Sales	0	0	0	0	0	0	0	0	0	0	0
Double User Fee (FASTag Lane Violation) (Note-6)	431	40514	38	12540	5	830	11	7810	0	0	0
1.25 times User Fee via UPI (FASTag Lane Violation) (Note-9)	441	25909	35	7219	4	415	37	16419	0	0	0

Traffic and Revenue Receivable (Annual Pass - Note 7)		
Transaction Type	Car/Jeep Count	Total Car/ Jeep Amount (in Rs.)
1	2	3
Annual Pass	566	30030

Total Non-Tollable Traffic Count Entry Details (Note-2)					
Transaction Type	Car/Jeep Count	Bus/Truck Count	LCV Count	MAV (Multi Axle Vehicle Count)	Three Axle Count
1	2	3	5	6	7
Reuse & Exit	2259	598	338	638	0
Exemption & Violation	4182	281	128	135	0

Notes

1. Fee for Fastag vehicles passing two toll plazas, is collected at two plazas in few cases and therefore section wise traffic details will not be available at one plaza for same.
2. All Non-tollable traffic could not be recorded/reported due to unavailability of adequate Lanes & systems. Non-Tollable count includes Reuse of daily/return/monthly pass, exit trips, exemption and violations.
3. Reporting (FASTag/Cash/Card) - 12:00:00 AM to 11:59:59 PM.
4. Fastag Collection is net of Acquiring Bank Charges
5. FASTag Debit Adjustment/Chargeback Received from Bank (Net)
6. Double user fee (from cash vehicles entering dedicated Fastag lane) collected from vehicles are reported separately (count and revenue). These are included in vehicle category wise count and revenue.
7. Annual FASTag pass w.e.f. 15 August 2025 as per directions of MPEL vide letter no MPEL/DIC/2025/676 dated August 14, 2025.
8. Annual Pass Toll Revenue receivable (as given in the table above) is not included in the column 'Fee Collected'.
9. '1.25' times User Fee via UPI for vehicles without a valid FASTag w.e.f. 15 November 2025 as per directions of MPEL vide letter no MPEL/02/DIC/968 dated 10 November 2025.



MONTHLY/DAILY FEE STATEMENT

Project Highway: National Highway NH-48

Day/Month: 20-Dec-2025

Sr. No.	Name of Toll Plaza Location	Chainage
1	National Highway NH-48 (from Km. 20+400 to 131+200) Shilphata	103+350

Type of Vehicle	For corresponding day/month of previous year 20-Dec-2024		For preceding day/month 19-Dec-2025		For the day/month reported upon 20-Dec-2025		
	No. of Vehicles	Fee collected (in lakh Rs.)	No. of Vehicles	Fee collected (in lakh Rs.)	Fee per Vehicle (in Rs.)	No. of Vehicles	Fee collected (in lakh Rs.)
1	2	3	4	5	6	7	8
A-Car (Note-7)	7322	428158	6827	379405	Note-1	7568	419006
B-LCV	931	88534	936	89429		957	91184
C-Bus	2570	479602	2795	513402		2810	519296
D-Truck	0	0	0	0		0	0
E-Three-axle vehicle	0	0	0	0		0	0
F-Multi-axle Truck	4890	1833576	5550	2081828		5584	2091817
G-Oversized vehicle	0	0	0	0		0	0
FASTag Debit Adjustment/ Chargeback Received from Bank (Net) (Note-5)	0	809	0	433	Note-5	0	1076
H- Total	15713	2830678	16108	3064497		16919	3122378

Day/Month wise Opening Balance of Toll Collection & Traffic

Day	20
Month	12
Year	2025
Toll Depositing Bank	State Bank Of India
Bank Account No.	39177623786

Transaction Type	Car/Jeep Count	Total Car/ Jeep Amount (in Rs.)	Bus/Truck Count	Total Bus / Truck Amount (in Rs.)	LCV Count	Total LCV Amount (in Rs.)	MAV (Multi Axle Vehicle Count)	Total MAV (Multi Axle Vehicle) Amount (in Rs.)	Three Axle Count	Three Axle Count Amount (in Rs.)	FASTag Debit Adjustment/ Chargeback Received from Bank (Net) Note-5
1	2	3	4	5	8	9	10	11	12	13	
Single Journey	4873	222975	2154	356436	672	55544	4940	1753508	0	0	1076
Monthly Pass Sales	1	359	0	0	0	0	0	0	0	0	0
Daily Pass Sales	1778	125677	595	146318	263	32860	589	310442	0	0	0
Local Pass Sales	0	0	0	0	0	0	0	0	0	0	0
Return Pass Sales	0	0	0	0	0	0	0	0	0	0	0
Double User Fee (FASTag Lane Violation) (Note-6)	459	43146	32	10560	8	1328	13	9230	0	0	0
1.25 times User Fee via UPI (FASTag Lane Violation) (Note-9)	457	26849	29	5981	14	1453	42	18638	0	0	0

Traffic and Revenue Receivable (Annual Pass - Note 7)		
Transaction Type	Car/Jeep Count	Total Car/ Jeep Amount (in Rs.)
1	2	3
Annual Pass	627	32996

Total Non-Tollable Traffic Count Entry Details (Note-2)						
Transaction Type	Car/Jeep Count	Bus/Truck Count	LCV Count	MAV (Multi Axle Vehicle Count)	Three Axle Count	
1	2	3	5	6	7	
Reuse & Exit	2363	667	337	623		0
Exemption & Violation	4193	243	111	199		0

Notes

1. Fee for Fastag vehicles passing two toll plazas, is collected at two plazas in few cases and therefore section wise traffic details will not be available at one plaza for same.
2. All Non-tollable traffic could not be recorded/reported due to unavailability of adequate Lanes & systems. Non-Tollable count includes Reuse of daily/return/monthly pass, exit trips, exemption and violations.
3. Reporting (FASTag/Cash/Card) - 12:00:00 AM to 11:59:59 PM.
4. Fastag Collection is net of Acquiring Bank Charges
5. FASTag Debit Adjustment/Chargeback Received from Bank (Net)
6. Double user fee (from cash vehicles entering dedicated Fastag lane) collected from vehicles are reported separately (count and revenue). These are included in vehicle category wise count and revenue.
7. Annual FASTag pass w.e.f. 15 August 2025 as per directions of MPEL vide letter no MPEL/DIC/2025/676 dated August 14, 2025.
8. Annual Pass Toll Revenue receivable (as given in the table above) is not included in the column 'Fee Collected'.
9. '1.25' times User Fee via UPI for vehicles without a valid FASTag w.e.f. 15 November 2025 as per directions of MPEL vide letter no MPEL/02/DIC/968 dated 10 November 2025.



MONTHLY/DAILY FEE STATEMENT

Project Highway: National Highway NH-48

Day/Month: 21-Dec-2025

Sr. No.	Name of Toll Plaza Location	Chainage
National Highway NH-48 (from Km. 20+400 to 131+200)		
1	Shilphata	103+350

Type of Vehicle	For corresponding day/month of previous year 21-Dec-2024		For preceding day/month 20-Dec-2025		For the day/month reported upon 21-Dec-2025		
	No. of Vehicles	Fee collected (in lakh Rs.)	No. of Vehicles	Fee collected (in lakh Rs.)	Fee per Vehicle (in Rs.)	No. of Vehicles	Fee collected (in lakh Rs.)
1	2	3	4	5	6	7	8
A-Car (Note-7)	8370	489902	7568	419006	Note-1	8148	455347
B-LCV	1017	97709	957	91184		747	70565
C-Bus	2553	470212	2810	519296		2309	419503
D-Truck	0	0	0	0		0	0
E-Three-axle vehicle	0	0	0	0		0	0
F-Multi-axle Truck	4903	1838346	5584	2091817		4956	1822236
G-Oversized vehicle	0	0	0	0		0	0
FASTag Debit Adjustment/ Chargeback Received from Bank (Net) (Note-5)	0	901	0	1076		Note-5	0
H- Total	16843	2897071	16919	3122378		16160	2767651

Day/Month wise Opening Balance of Toll Collection & Traffic

Day	21
Month	12
Year	2025
Toll Depositing Bank	State Bank Of India
Bank Account No.	39177623786

Transaction Type	Car/Jeep Count	Total Car/ Jeep Amount (in Rs.)	Bus/Truck Count	Total Bus / Truck Amount (in Rs.)	LCV Count	Total LCV Amount (in Rs.)	MAV (Multi Axle Vehicle Count)	Total MAV (Multi Axle Vehicle) Amount (in Rs.)	Three Axle Count	Three Axle Count Amount (in Rs.)	FASTag Debit Adjustment/ Chargeback Received from Bank (Net) Note-5
1	2	3	4	5	8	9	10	11	12	13	
Single Journey	5136	236595	1853	306365	543	44952	4579	1625163	0	0	0
Monthly Pass Sales	1	359	0	0	0	0	0	0	0	0	0
Daily Pass Sales	1924	135918	405	99649	191	23766	342	179412	0	0	0
Local Pass Sales	0	0	0	0	0	0	0	0	0	0	0
Return Pass Sales	0	0	0	0	0	0	0	0	0	0	0
Double User Fee (FASTag Lane Violation) (Note-6)	528	49632	24	7920	8	1328	8	5680	0	0	0
1.25 times User Fee via UPI (FASTag Lane Violation) (Note-9)	559	32841	27	5569	5	519	27	11981	0	0	0

Traffic and Revenue Receivable (Annual Pass - Note 7)		
Transaction Type	Car/Jeep Count	Total Car/ Jeep Amount (in Rs.)
1	2	3
Annual Pass	671	35206

Total Non-Tollable Traffic Count Entry Details (Note-2)					
Transaction Type	Car/Jeep Count	Bus/Truck Count	LCV Count	MAV (Multi Axle Vehicle Count)	Three Axle Count
1	2	3	5	6	7
Reuse & Exit	2379	443	245	350	0
Exemption & Violation	4779	202	62	152	0



Notes

1. Fee for Fastag vehicles passing two toll plazas, is collected at two plazas in few cases and therefore section wise traffic details will not be available at one plaza for same.
2. All Non-tollable traffic could not be recorded/reported due to unavailability of adequate Lanes & systems. Non-Tollable count includes Reuse of daily/return/monthly pass, exit trips, exemption and violations.
3. Reporting (FASTag/Cash/Card) - 12:00:00 AM to 11:59:59 PM.
4. Fastag Collection is net of Acquiring Bank Charges
5. FASTag Debit Adjustment/Chargeback Received from Bank (Net)
6. Double user fee (from cash vehicles entering dedicated Fastag lane) collected from vehicles are reported separately (count and revenue). These are included in vehicle category wise count and revenue.
7. Annual FASTag pass w.e.f. 15 August 2025 as per directions of MPEL vide letter no MPEL/DIC/2025/676 dated August 14, 2025.
8. Annual Pass Toll Revenue receivable (as given in the table above) is not included in the column 'Fee Collected'.
9. '1.25' times User Fee via UPI for vehicles without a valid FASTag w.e.f. 15 November 2025 as per directions of MPEL vide letter no MPEL/02/DIC/968 dated 10 November 2025.

MONTHLY/DAILY FEE STATEMENT

Project Highway: National Highway NH-48

Day/Month: 22-Dec-2025

Sr. No.	Name of Toll Plaza Location	Chainage
1	National Highway NH-48 (from Km. 20+400 to 131+200) Shilphata	103+350

Type of Vehicle	For corresponding day/month of previous year 22-Dec-2024		For preceding day/month 21-Dec-2025		For the day/month reported upon 22-Dec-2025		
	No. of Vehicles	Fee collected (in lakh Rs.)	No. of Vehicles	Fee collected (in lakh Rs.)	Fee per Vehicle (in Rs.)	No. of Vehicles	Fee collected (in lakh Rs.)
1	2	3	4	5	6	7	8
A-Car (Note-7)	8833	523838	8148	455347	Note-1	7664	425538
B-LCV	776	72753	747	70565		936	89858
C-Bus	2128	387943	2309	419503		2608	482052
D-Truck	0	0	0	0		0	0
E-Three-axle vehicle	0	0	0	0		0	0
F-Multi-axle Truck	4352	1603816	4956	1822236		4861	1815124
G-Oversized vehicle	0	0	0	0		0	0
FASTag Debit Adjustment/ Chargeback Received from Bank (Net) (Note-5)	0	0	0	0	Note-5	0	1297
H- Total	16089	2588350	16160	2767651		16069	2813869

Day/Month wise Opening Balance of Toll Collection & Traffic

Day	22
Month	12
Year	2025
Toll Depositing Bank	State Bank Of India
Bank Account No.	39177623786

Transaction Type	Car/Jeep Count	Total Car/ Jeep Amount (in Rs.)	Bus/Truck Count	Total Bus / Truck Amount (in Rs.)	LCV Count	Total LCV Amount (in Rs.)	MAV (Multi Axle Vehicle Count)	Total MAV (Multi Axle Vehicle) Amount (in Rs.)	Three Axle Count	Three Axle Count Amount (in Rs.)	FASTag Debit Adjustment/ Chargeback Received from Bank (Net) Note-5
1	2	3	4	5	8	9	10	11	12	13	
Single Journey	4783	215993	1984	327777	647	54014	4344	1541056	0	0	1297
Monthly Pass Sales	0	0	0	0	0	0	0	0	0	0	0
Daily Pass Sales	1855	130726	556	136909	270	33375	475	250638	0	0	0
Local Pass Sales	0	0	0	0	0	0	0	0	0	0	0
Return Pass Sales	0	0	0	0	0	0	0	0	0	0	0
Double User Fee (FASTag Lane Violation) (Note-6)	526	49444	27	8910	8	1328	18	12780	0	0	0
1.25 times User Fee via UPI (FASTag Lane Violation) (Note-9)	500	29375	41	8456	11	1141	24	10650	0	0	0

Traffic and Revenue Receivable (Annual Pass - Note 7)		
Transaction Type	Car/Jeep Count	Total Car/ Jeep Amount (in Rs.)
1	2	3
Annual Pass	709	37848

Total Non-Tollable Traffic Count Entry Details (Note-2)					
Transaction Type	Car/Jeep Count	Bus/Truck Count	LCV Count	MAV (Multi Axle Vehicle Count)	Three Axle Count
1	2	3	5	6	7
Reuse & Exit	2440	616	331	489	0
Exemption & Violation	4146	270	123	176	0

Notes

1. Fee for Fastag vehicles passing two toll plazas, is collected at two plazas in few cases and therefore section wise traffic details will not be available at one plaza for same.
2. All Non-tollable traffic could not be recorded/reported due to unavailability of adequate Lanes & systems. Non-Tollable count includes Reuse of daily/return/monthly pass, exit trips, exemption and violations.
3. Reporting (FASTag/Cash/Card) - 12:00:00 AM to 11:59:59 PM.
4. Fastag Collection is net of Acquiring Bank Charges
5. FASTag Debit Adjustment/Chargeback Received from Bank (Net)
6. Double user fee (from cash vehicles entering dedicated Fastag lane) collected from vehicles are reported separately (count and revenue). These are included in vehicle category wise count and revenue.
7. Annual FASTag pass w.e.f. 15 August 2025 as per directions of MPEL vide letter no MPEL/DIC/2025/676 dated August 14, 2025.
8. Annual Pass Toll Revenue receivable (as given in the table above) is not included in the column 'Fee Collected'.
9. '1.25' times User Fee via UPI for vehicles without a valid FASTag w.e.f. 15 November 2025 as per directions of MPEL vide letter no MPEL/02/DIC/968 dated 10 November 2025.



MONTHLY/DAILY FEE STATEMENT

Project Highway: National Highway NH-48

Day/Month: 23-Dec-2025

Sr. No.	Name of Toll Plaza Location	Chainage
National Highway NH-48 (from Km. 20+400 to 131+200)		
1	Shilphata	103+350

Type of Vehicle	For corresponding day/month of previous year 23-Dec-2024		For preceding day/month 22-Dec-2025		For the day/month reported upon 23-Dec-2025		
	No. of Vehicles	Fee collected (in lakh Rs.)	No. of Vehicles	Fee collected (in lakh Rs.)	Fee per Vehicle (in Rs.)	No. of Vehicles	Fee collected (in lakh Rs.)
1	2	3	4	5	6	7	8
A-Car (Note-7)	7978	464886	7664	425538	Note-1	7003	388224
B-LCV	867	84084	936	89858		938	90601
C-Bus	2355	435404	2608	482052		2771	509702
D-Truck	0	0	0	0		0	0
E-Three-axle vehicle	0	0	0	0		0	0
F-Multi-axle Truck	4093	1535984	4861	1815124		5457	2051567
G-Oversized vehicle	0	0	0	0		0	0
FASTag Debit Adjustment/ Chargeback Received from Bank (Net) (Note-5)	0	1178	0	1297	Note-5	0	958
H- Total	15293	2521536	16069	2813869		16169	3041052

Day/Month wise Opening Balance of Toll Collection & Traffic

Day	23
Month	12
Year	2025
Toll Depositing Bank	State Bank Of India
Bank Account No.	39177623786

Transaction Type	Car/Jeep Count	Total Car/ Jeep Amount (in Rs.)	Bus/Truck Count	Total Bus / Truck Amount (in Rs.)	LCV Count	Total LCV Amount (in Rs.)	MAV (Multi Axle Vehicle Count)	Total MAV (Multi Axle Vehicle) Amount (in Rs.)	Three Axle Count	Three Axle Count Amount (in Rs.)	FASTag Debit Adjustment/ Chargeback Received from Bank (Net)
1	2	3	4	5	8	9	10	11	12	13	Note-5
Single Journey	4377	198042	2139	353526	638	53159	4792	1701122	0	0	958
Monthly Pass Sales	0	0	0	0	0	0	0	0	0	0	0
Daily Pass Sales	1738	122784	577	141862	271	33686	606	320536	0	0	0
Local Pass Sales	0	0	0	0	0	0	0	0	0	0	0
Return Pass Sales	0	0	0	0	0	0	0	0	0	0	0
Double User Fee (FASTag Lane Violation) (Note-6)	432	40608	24	7920	12	1992	14	9940	0	0	0
1.25 times User Fee via UPI (FASTag Lane Violation) (Note-9)	456	26790	31	6394	17	1764	45	19969	0	0	0

Traffic and Revenue Receivable (Annual Pass - Note 7)		
Transaction Type	Car/Jeep Count	Total Car/ Jeep Amount (in Rs.)
1	2	3
Annual Pass	590	31270

Total Non-Tollable Traffic Count Entry Details (Note-2)						
Transaction Type	Car/Jeep Count	Bus/Truck Count	LCV Count	MAV (Multi Axle Vehicle Count)	Three Axle Count	
1	2	3	5	6	7	
Reuse & Exit	2316	644	352	640	0	
Exemption & Violation	4065	297	107	175	0	

Notes

1. Fee for Fastag vehicles passing two toll plazas, is collected at two plazas in few cases and therefore section wise traffic details will not be available at one plaza for same.
2. All Non-tollable traffic could not be recorded/reported due to unavailability of adequate Lanes & systems. Non-Tollable count includes Reuse of daily/return/monthly pass, exit trips, exemption and violations.
3. Reporting (FASTag/Cash/Card) - 12:00:00 AM to 11:59:59 PM.
4. Fastag Collection is net of Acquiring Bank Charges
5. FASTag Debit Adjustment/Chargeback Received from Bank (Net)
6. Double user fee (from cash vehicles entering dedicated Fastag lane) collected from vehicles are reported separately (count and revenue). These are included in vehicle category wise count and revenue.
7. Annual FASTag pass w.e.f. 15 August 2025 as per directions of MPEL vide letter no MPEL/DIC/2025/676 dated August 14, 2025.
8. Annual Pass Toll Revenue receivable (as given in the table above) is not included in the column 'Fee Collected'.
9. '1.25' times User Fee via UPI for vehicles without a valid FASTag w.e.f. 15 November 2025 as per directions of MPEL vide letter no MPEL/02/DIC/968 dated 10 November 2025.



MONTHLY/DAILY FEE STATEMENT

Project Highway: National Highway NH-48

Day/Month: 24-Dec-2025

Sr. No.	Name of Toll Plaza Location	Chainage
National Highway NH-48 (from Km. 20+400 to 131+200)		
1	Shilphata	103+350

Type of Vehicle	For corresponding day/month of previous year 24-Dec-2024		For preceding day/month 23-Dec-2025		For the day/month reported upon 24-Dec-2025		
	No. of Vehicles	Fee collected (in lakh Rs.)	No. of Vehicles	Fee collected (in lakh Rs.)	Fee per Vehicle (in Rs.)	No. of Vehicles	Fee collected (in lakh Rs.)
1	2	3	4	5	6	7	8
A-Car (Note-7)	7749	453223	7003	388224	Note-1	7543	415191
B-LCV	907	87302	938	90601		985	93773
C-Bus	2690	500726	2771	509702		2752	510472
D-Truck	0	0	0	0		0	0
E-Three-axle vehicle	0	0	0	0		0	0
F-Multi-axle Truck	4993	1877595	5457	2051567		5515	2081567
G-Oversized vehicle	0	0	0	0		0	0
FASTag Debit Adjustment/ Chargeback Received from Bank (Net) (Note-5)	0	606	0	958	Note-5	0	711
H- Total	16339	2919451	16169	3041052		16795	3101715

Day/Month wise Opening Balance of Toll Collection & Traffic

Day	24
Month	12
Year	2025
Toll Depositing Bank	State Bank Of India
Bank Account No.	39177623786

Transaction Type	Car/Jeep Count	Total Car/ Jeep Amount (in Rs.)	Bus/Truck Count	Total Bus / Truck Amount (in Rs.)	LCV Count	Total LCV Amount (in Rs.)	MAV (Multi Axle Vehicle Count)	Total MAV (Multi Axle Vehicle) Amount (in Rs.)	Three Axle Count	Three Axle Count Amount (in Rs.)	FASTag Debit Adjustment/ Chargeback Received from Bank (Net) Note-5
1	2	3	4	5	8	9	10	11	12	13	
Single Journey	4907	222630	2091	346008	696	57822	4803	1704898	0	0	711
Monthly Pass Sales	0	0	0	0	0	0	0	0	0	0	0
Daily Pass Sales	1692	119547	589	145283	274	34020	652	345518	0	0	0
Local Pass Sales	0	0	0	0	0	0	0	0	0	0	0
Return Pass Sales	0	0	0	0	0	0	0	0	0	0	0
Double User Fee (FASTag Lane Violation) (Note-6)	498	46812	35	11550	6	996	17	12070	0	0	0
1.25 times User Fee via UPI (FASTag Lane Violation) (Note-9)	446	26203	37	7631	9	934	43	19081	0	0	0

Traffic and Revenue Receivable (Annual Pass - Note 7)		
Transaction Type	Car/Jeep Count	Total Car/ Jeep Amount (in Rs.)
1	2	3
Annual Pass	639	33535

Total Non-Tollable Traffic Count Entry Details (Note-2)					
Transaction Type	Car/Jeep Count	Bus/Truck Count	LCV Count	MAV (Multi Axle Vehicle Count)	Three Axle Count
1	2	3	5	6	7
Reuse & Exit	2245	658	343	689	0
Exemption & Violation	4246	274	108	189	0

Notes

1. Fee for Fastag vehicles passing two toll plazas, is collected at two plazas in few cases and therefore section wise traffic details will not be available at one plaza for same.
2. All Non-tollable traffic could not be recorded/reported due to unavailability of adequate Lanes & systems. Non-Tollable count includes Reuse of daily/return/monthly pass, exit trips, exemption and violations.
3. Reporting (FASTag/Cash/Card) - 12:00:00 AM to 11:59:59 PM.
4. Fastag Collection is net of Acquiring Bank Charges
5. FASTag Debit Adjustment/Chargeback Received from Bank (Net)
6. Double user fee (from cash vehicles entering dedicated Fastag lane) collected from vehicles are reported separately (count and revenue). These are included in vehicle category wise count and revenue.
7. Annual FASTag pass w.e.f. 15 August 2025 as per directions of MPEL vide letter no MPEL/DIC/2025/676 dated August 14, 2025.
8. Annual Pass Toll Revenue receivable (as given in the table above) is not included in the column 'Fee Collected'.
9. '1.25' times User Fee via UPI for vehicles without a valid FASTag w.e.f. 15 November 2025 as per directions of MPEL vide letter no MPEL/02/DIC/968 dated 10 November 2025.



MONTHLY/DAILY FEE STATEMENT

Project Highway: National Highway NH-48

Day/Month: 25-Dec-2025

Sr. No.	Name of Toll Plaza Location	Chainage
National Highway NH-48 (from Km. 20+400 to 131+200)		
1	Shilphata	103+350

Type of Vehicle	For corresponding day/month of previous year 25-Dec-2024		For preceding day/month 24-Dec-2025		For the day/month reported upon 25-Dec-2025		
	No. of Vehicles	Fee collected (in lakh Rs.)	No. of Vehicles	Fee collected (in lakh Rs.)	Fee per Vehicle (in Rs.)	No. of Vehicles	Fee collected (in lakh Rs.)
1	2	3	4	5	6	7	8
A-Car (Note-7)	8512	495917	7543	415191	Note-1	7880	431229
B-LCV	901	85417	985	93773		934	87772
C-Bus	2449	453440	2752	510472		2783	504488
D-Truck	0	0	0	0		0	0
E-Three-axle vehicle	0	0	0	0		0	0
F-Multi-axle Truck	4817	1813839	5515	2081567		5727	2157262
G-Oversized vehicle	0	0	0	0		0	0
FASTag Debit Adjustment/ Chargeback Received from Bank (Net) (Note-5)	0	0	0	711		Note-5	0
H- Total	16679	2848612	16795	3101715		17324	3180751

Day/Month wise Opening Balance of Toll Collection & Traffic

Day	25
Month	12
Year	2025
Toll Depositing Bank	State Bank Of India
Bank Account No.	39177623786

Transaction Type	Car/Jeep Count	Total Car/ Jeep Amount (in Rs.)	Bus/Truck Count	Total Bus / Truck Amount (in Rs.)	LCV Count	Total LCV Amount (in Rs.)	MAV (Multi Axle Vehicle Count)	Total MAV (Multi Axle Vehicle) Amount (in Rs.)	Three Axle Count	Three Axle Count Amount (in Rs.)	FASTag Debit Adjustment/ Chargeback Received from Bank (Net)
1	2	3	4	5	6	7	8	9	10	11	Note-5
Single Journey	5286	242231	2234	369146	708	59277	5012	1777664	0	0	0
Monthly Pass Sales	0	0	0	0	0	0	0	0	0	0	0
Daily Pass Sales	1593	112388	496	121565	196	24262	655	346583	0	0	0
Local Pass Sales	0	0	0	0	0	0	0	0	0	0	0
Return Pass Sales	0	0	0	0	0	0	0	0	0	0	0
Double User Fee (FASTag Lane Violation) (Note-6)	505	47470	23	7590	18	2988	24	17040	0	0	0
1.25 times User Fee via UPI (FASTag Lane Violation) (Note-9)	496	29140	30	6188	12	1245	36	15975	0	0	0

Traffic and Revenue Receivable (Annual Pass - Note 7)		
Transaction Type	Car/Jeep Count	Total Car/ Jeep Amount (in Rs.)
1	2	3
Annual Pass	663	34667

Total Non-Tollable Traffic Count Entry Details (Note-2)					
Transaction Type	Car/Jeep Count	Bus/Truck Count	LCV Count	MAV (Multi Axle Vehicle Count)	Three Axle Count
1	2	3	4	5	6
Reuse & Exit	2086	544	256	740	0
Exemption & Violation	4239	288	116	143	0

Notes

1. Fee for Fastag vehicles passing two toll plazas, is collected at two plazas in few cases and therefore section wise traffic details will not be available at one plaza for same.
2. All Non-tollable traffic could not be recorded/reported due to unavailability of adequate Lanes & systems. Non-Tollable count includes Reuse of daily/return/monthly pass, exit trips, exemption and violations.
3. Reporting (FASTag/Cash/Card) - 12:00:00 AM to 11:59:59 PM.
4. Fastag Collection is net of Acquiring Bank Charges
5. FASTag Debit Adjustment/Chargeback Received from Bank (Net)
6. Double user fee (from cash vehicles entering dedicated Fastag lane) collected from vehicles are reported separately (count and revenue). These are included in vehicle category wise count and revenue.
7. Annual FASTag pass w.e.f. 15 August 2025 as per directions of MPEL vide letter no MPEL/DIC/2025/676 dated August 14, 2025.
8. Annual Pass Toll Revenue receivable (as given in the table above) is not included in the column 'Fee Collected'.
9. '1.25' times User Fee via UPI for vehicles without a valid FASTag w.e.f. 15 November 2025 as per directions of MPEL vide letter no MPEL/02/DIC/968 dated 10 November 2025.



MONTHLY/DAILY FEE STATEMENT

Project Highway: National Highway NH-48

Day/Month: 26-Dec-2025

Sr. No.	Name of Toll Plaza Location	Chainage
1	Shilphata	103+350

Type of Vehicle	For corresponding day/month of previous year 26-Dec-2024		For preceding day/month 25-Dec-2025		For the day/month reported upon 26-Dec-2025		
	No. of Vehicles	Fee collected (in lakh Rs.)	No. of Vehicles	Fee collected (in lakh Rs.)	Fee per Vehicle (in Rs.)	No. of Vehicles	Fee collected (in lakh Rs.)
1	2	3	4	5	6	7	8
A-Car (Note-7)	8004	470846	7880	431229	Note-1	7445	411524
B-LCV	976	94165	934	87772		999	94129
C-Bus	2600	486004	2783	504488		2770	509864
D-Truck	0	0	0	0		0	0
E-Three-axle vehicle	0	0	0	0		0	0
F-Multi-axle Truck	4956	1859772	5727	2157262		5838	2184980
G-Oversized vehicle	0	0	0	0		0	0
FASTag Debit Adjustment/ Chargeback Received from Bank (Net) (Note-5)	0	0	0	0	Note-5	0	1424
H- Total	16536	2910786	17324	3180751		17052	3201922

Day/Month wise Opening Balance of Toll Collection & Traffic

Day	26
Month	12
Year	2025
Toll Depositing Bank	State Bank Of India
Bank Account No.	39177623786

Transaction Type	Car/Jeep Count	Total Car/ Jeep Amount (in Rs.)	Bus/Truck Count	Total Bus / Truck Amount (in Rs.)	LCV Count	Total LCV Amount (in Rs.)	MAV (Multi Axle Vehicle Count)	Total MAV (Multi Axle Vehicle) Amount (in Rs.)	Three Axle Count	Three Axle Count Amount (in Rs.)	FASTag Debit Adjustment/ Chargeback Received from Bank (Net)
1	2	3	4	5	8	9	10	11	12	13	Note-5
Single Journey	4844	221379	2148	354843	734	60623	5186	1840388	0	0	1424
Monthly Pass Sales	0	0	0	0	0	0	0	0	0	0	0
Daily Pass Sales	1685	118987	569	139759	249	31162	599	317080	0	0	0
Local Pass Sales	0	0	0	0	0	0	0	0	0	0	0
Return Pass Sales	0	0	0	0	0	0	0	0	0	0	0
Double User Fee (FASTag Lane Violation) (Note-6)	492	46248	35	11550	11	1826	15	10650	0	0	0
1.25 times User Fee via UPI (FASTag Lane Violation) (Note-9)	424	24910	18	3713	5	519	38	16863	0	0	0

Traffic and Revenue Receivable (Annual Pass - Note 7)		
Transaction Type	Car/Jeep Count	Total Car/ Jeep Amount (in Rs.)
1	2	3
Annual Pass	656	34074

Total Non-Tollable Traffic Count Entry Details (Note-2)					
Transaction Type	Car/Jeep Count	Bus/Truck Count	LCV Count	MAV (Multi Axle Vehicle Count)	Three Axle Count
1	2	3	5	6	7
Reuse & Exit	2182	623	312	620	0
Exemption & Violation	4145	267	100	122	0

Notes

1. Fee for Fastag vehicles passing two toll plazas, is collected at two plazas in few cases and therefore section wise traffic details will not be available at one plaza for same.
2. All Non-tollable traffic could not be recorded/reported due to unavailability of adequate Lanes & systems. Non-Tollable count includes Reuse of daily/return/monthly pass, exit trips, exemption and violations.
3. Reporting (FASTag/Cash/Card) - 12:00:00 AM to 11:59:59 PM.
4. Fastag Collection is net of Acquiring Bank Charges
5. FASTag Debit Adjustment/Chargeback Received from Bank (Net)
6. Double user fee (from cash vehicles entering dedicated Fastag lane) collected from vehicles are reported separately (count and revenue). These are included in vehicle category wise count and revenue.
7. Annual FASTag pass w.e.f. 15 August 2025 as per directions of MPEL vide letter no MPEL/DIC/2025/676 dated August 14, 2025.
8. Annual Pass Toll Revenue receivable (as given in the table above) is not included in the column 'Fee Collected'.
9. '1.25' times User Fee via UPI for vehicles without a valid FASTag w.e.f. 15 November 2025 as per directions of MPEL vide letter no MPEL/02/DIC/968 dated 10 November 2025.



MONTHLY/DAILY FEE STATEMENT

Project Highway: National Highway NH-48

Day/Month: 27-Dec-2025

Sr. No.	Name of Toll Plaza Location	Chainage
National Highway NH-48 (from Km. 20+400 to 131+200)		
1	Shilphata	103+350

Type of Vehicle	For corresponding day/month of previous year 27-Dec-2024		For preceding day/month 26-Dec-2025		For the day/month reported upon 27-Dec-2025			
	No. of Vehicles	Fee collected (in lakh Rs.)	No. of Vehicles	Fee collected (in lakh Rs.)	Fee per Vehicle (in Rs.)	No. of Vehicles	Fee collected (in lakh Rs.)	
	2	3	4	5	6	7	8	
A-Car (Note-7)	8054	464893	7445	411524	Note-1	8361	461270	
B-LCV	949	91071	999	94129		999	94678	
C-Bus	2630	490963	2770	509864		2806	511793	
D-Truck	0	0	0	0		0	0	
E-Three-axle vehicle	0	0	0	0		0	0	
F-Multi-axle Truck	5088	1911108	5838	2184980		5816	2182984	
G-Oversized vehicle	0	0	0	0		0	0	
FASTag Debit Adjustment/ Chargeback Received from Bank (Net) (Note-5)	0	-1016	0	1424		Note-5	0	856
H- Total	16721	2957020	17052	3201922			17982	3251581

Day/Month wise Opening Balance of Toll Collection & Traffic

Day	27
Month	12
Year	2025
Toll Depositing Bank	State Bank Of India
Bank Account No.	39177623786

Transaction Type	Car/Jeep Count	Total Car/ Jeep Amount (in Rs.)	Bus/Truck Count	Total Bus / Truck Amount (in Rs.)	LCV Count	Total LCV Amount (in Rs.)	MAV (Multi Axle Vehicle Count)	Total MAV (Multi Axle Vehicle) Amount (in Rs.)	Three Axle Count	Three Axle Count Amount (in Rs.)	FASTag Debit Adjustment/ Chargeback Received from Bank (Net)		
1	2	3	4	5	6	7	8	9	10	11	12	13	Note-5
Single Journey	5481	251858	2218	366427	730	60530	5109	1810384	0	0	0	856	
Monthly Pass Sales	2	719	0	0	0	0	0	0	0	0	0	0	
Daily Pass Sales	1823	128664	544	133815	245	30600	643	339940	0	0	0	0	
Local Pass Sales	0	0	0	0	0	0	0	0	0	0	0	0	
Return Pass Sales	0	0	0	0	0	0	0	0	0	0	0	0	
Double User Fee (FASTag Lane Violation) (Note-6)	512	48128	20	6600	17	2822	16	11360	0	0	0	0	
1.25 times User Fee via UPI (FASTag Lane Violation) (Note-9)	543	31901	24	4950	7	726	48	21300	0	0	0	0	

Traffic and Revenue Receivable (Annual Pass - Note 7)		
Transaction Type	Car/Jeep Count	Total Car/ Jeep Amount (in Rs.)
1	2	3
Annual Pass	593	31217

Total Non-Tollable Traffic Count Entry Details (Note-2)					
Transaction Type	Car/Jeep Count	Bus/Truck Count	LCV Count	MAV (Multi Axle Vehicle Count)	Three Axle Count
1	2	3	5	6	7
Reuse & Exit	2349	582	317	668	0
Exemption & Violation	4232	271	92	121	0

Notes

1. Fee for Fastag vehicles passing two toll plazas, is collected at two plazas in few cases and therefore section wise traffic details will not be available at one plaza for same.
2. All Non-tollable traffic could not be recorded/reported due to unavailability of adequate Lanes & systems. Non-Tollable count includes Reuse of daily/return/monthly pass, exit trips, exemption and violations.
3. Reporting (FASTag/Cash/Card) - 12:00:00 AM to 11:59:59 PM.
4. Fastag Collection is net of Acquiring Bank Charges
5. FASTag Debit Adjustment/Chargeback Received from Bank (Net)
6. Double user fee (from cash vehicles entering dedicated Fastag lane) collected from vehicles are reported separately (count and revenue). These are included in vehicle category wise count and revenue.
7. Annual FASTag pass w.e.f. 15 August 2025 as per directions of MPEL vide letter no MPEL/DIC/2025/676 dated August 14, 2025.
8. Annual Pass Toll Revenue receivable (as given in the table above) is not included in the column 'Fee Collected'.
9. '1.25' times User Fee via UPI for vehicles without a valid FASTag w.e.f. 15 November 2025 as per directions of MPEL vide letter no MPEL/02/DIC/968 dated 10 November 2025.



MONTHLY/DAILY FEE STATEMENT

Project Highway: National Highway NH-48

Day/Month: 28-Dec-2025

Sr. No.	Name of Toll Plaza Location	Chainage
National Highway NH-48 (from Km. 20+400 to 131+200)		
1	Shilphata	103+350

Type of Vehicle	For corresponding day/month of previous year 28-Dec-2024		For preceding day/month 27-Dec-2025		For the day/month reported upon 28-Dec-2025		
	No. of Vehicles	Fee collected (in lakh Rs.)	No. of Vehicles	Fee collected (in lakh Rs.)	Fee per Vehicle (in Rs.)	No. of Vehicles	Fee collected (in lakh Rs.)
1	2	3	4	5	6	7	8
A-Car (Note-7)	8735	508808	8361	461270	Note-1	9206	508735
B-LCV	1011	96905	999	94678		775	72976
C-Bus	2658	492822	2806	511793		2132	385117
D-Truck	0	0	0	0		0	0
E-Three-axle vehicle	0	0	0	0		0	0
F-Multi-axle Truck	5133	1943117	5816	2182984		5109	1904274
G-Oversized vehicle	0	0	0	0		0	0
FASTag Debit Adjustment/ Chargeback Received from Bank (Net) (Note-5)	0	-82	0	856	Note-5	0	0
H- Total	17537	3041570	17982	3251581		17222	2871102

Day/Month wise Opening Balance of Toll Collection & Traffic

Day	28
Month	12
Year	2025
Toll Depositing Bank	State Bank Of India
Bank Account No.	39177623786

Transaction Type	Car/Jeep Count	Total Car/ Jeep Amount (in Rs.)	Bus/Truck Count	Total Bus / Truck Amount (in Rs.)	LCV Count	Total LCV Amount (in Rs.)	MAV (Multi Axle Vehicle Count)	Total MAV (Multi Axle Vehicle) Amount (in Rs.)	Three Axle Count	Three Axle Count Amount (in Rs.)	FASTag Debit Adjustment/ Chargeback Received from Bank (Net) Note-5
1	2	3	4	5	8	9	10	11	12	13	
Single Journey	6159	285146	1734	286545	575	47464	4553	1616189	0	0	0
Monthly Pass Sales	0	0	0	0	0	0	0	0	0	0	0
Daily Pass Sales	1782	125723	360	88754	179	22462	513	266341	0	0	0
Local Pass Sales	0	0	0	0	0	0	0	0	0	0	0
Return Pass Sales	0	0	0	0	0	0	0	0	0	0	0
Double User Fee (FASTag Lane Violation) (Note-6)	668	62792	16	5280	14	2324	10	7100	0	0	0
1.25 times User Fee via UPI (FASTag Lane Violation) (Note-9)	597	35074	22	4538	7	726	33	14644	0	0	0

Traffic and Revenue Receivable (Annual Pass - Note 7)		
Transaction Type	Car/Jeep Count	Total Car/ Jeep Amount (in Rs.)
1	2	3
Annual Pass	720	37363

Total Non-Tollable Traffic Count Entry Details (Note-2)						
Transaction Type	Car/Jeep Count	Bus/Truck Count	LCV Count	MAV (Multi Axle Vehicle Count)	Three Axle Count	
1	2	3	5	6	7	
Reuse & Exit	2201	392	233	529	0	
Exemption & Violation	5062	192	69	153	0	



Notes

1. Fee for Fastag vehicles passing two toll plazas, is collected at two plazas in few cases and therefore section wise traffic details will not be available at one plaza for same.
2. All Non-tollable traffic could not be recorded/reported due to unavailability of adequate Lanes & systems. Non-Tollable count includes Reuse of daily/return/monthly pass, exit trips, exemption and violations.
3. Reporting (FASTag/Cash/Card) - 12:00:00 AM to 11:59:59 PM.
4. Fastag Collection is net of Acquiring Bank Charges
5. FASTag Debit Adjustment/Chargeback Received from Bank (Net)
6. Double user fee (from cash vehicles entering dedicated Fastag lane) collected from vehicles are reported separately (count and revenue). These are included in vehicle category wise count and revenue.
7. Annual FASTag pass w.e.f. 15 August 2025 as per directions of MPEL vide letter no MPEL/DIC/2025/676 dated August 14, 2025.
8. Annual Pass Toll Revenue receivable (as given in the table above) is not included in the column 'Fee Collected'.
9. '1.25' times User Fee via UPI for vehicles without a valid FASTag w.e.f. 15 November 2025 as per directions of MPEL vide letter no MPEL/02/DIC/968 dated 10 November 2025.

MONTHLY/DAILY FEE STATEMENT

Project Highway: National Highway NH-48

Day/Month: 29-Dec-2025

Sr. No.	Name of Toll Plaza Location	Chainage
1	National Highway NH-48 (from Km. 20+400 to 131+200) Shilphata	103+350

Type of Vehicle	For corresponding day/month of previous year 29-Dec-2024		For preceding day/month 28-Dec-2025		For the day/month reported upon 29-Dec-2025		
	No. of Vehicles	Fee collected (in lakh Rs.)	No. of Vehicles	Fee collected (in lakh Rs.)	Fee per Vehicle (in Rs.)	No. of Vehicles	Fee collected (in lakh Rs.)
1	2	3	4	5	6	7	8
A-Car (Note-7)	9178	539447	9206	508735	Note-1	8054	441300
B-LCV	748	69902	775	72976		970	92849
C-Bus	2036	374186	2132	385117		2605	482383
D-Truck	0	0	0	0		0	0
E-Three-axle vehicle	0	0	0	0		0	0
F-Multi-axle Truck	4456	1667938	5109	1904274		5322	1995464
G-Oversized vehicle	0	0	0	0		0	0
FASTag Debit Adjustment/ Chargeback Received from Bank (Net) (Note-5)	0	0	0	0	Note-5	0	1661
H- Total	16418	2651473	17222	2871102		16951	3013657

Day/Month wise Opening Balance of Toll Collection & Traffic

Day	29
Month	12
Year	2025
Toll Depositing Bank	State Bank Of India
Bank Account No.	39177623786

Transaction Type	Car/Jeep Count	Total Car/ Jeep Amount (in Rs.)	Bus/Truck Count	Total Bus / Truck Amount (in Rs.)	LCV Count	Total LCV Amount (in Rs.)	MAV (Multi Axle Vehicle Count)	Total MAV (Multi Axle Vehicle) Amount (in Rs.)	Three Axle Count	Three Axle Count Amount (in Rs.)	FASTag Debit Adjustment/ Chargeback Received from Bank (Net) Note-5
1	2	3	4	5	8	9	10	11	12	13	
Single Journey	5329	243371	1982	327449	682	56774	4674	1659720	0	0	1661
Monthly Pass Sales	1	359	0	0	0	0	0	0	0	0	0
Daily Pass Sales	1723	121559	562	138516	255	31904	603	314710	0	0	0
Local Pass Sales	0	0	0	0	0	0	0	0	0	0	0
Return Pass Sales	0	0	0	0	0	0	0	0	0	0	0
Double User Fee (FASTag Lane Violation) (Note-6)	488	45872	31	10230	12	1992	4	2840	0	0	0
1.25 times User Fee via UPI (FASTag Lane Violation) (Note-9)	513	30139	30	6188	21	2179	41	18194	0	0	0

Traffic and Revenue Receivable (Annual Pass - Note 7)		
Transaction Type	Car/Jeep Count	Total Car/ Jeep Amount (in Rs.)
1	2	3
Annual Pass	728	38225

Total Non-Tollable Traffic Count Entry Details (Note-2)						
Transaction Type	Car/Jeep Count	Bus/Truck Count	LCV Count	MAV (Multi Axle Vehicle Count)	Three Axle Count	
1	2	3	5	6	7	
Reuse & Exit	2241	617	326	614		0
Exemption & Violation	4159	271	95	165		0

Notes

1. Fee for Fastag vehicles passing two toll plazas, is collected at two plazas in few cases and therefore section wise traffic details will not be available at one plaza for same.
2. All Non-tollable traffic could not be recorded/reported due to unavailability of adequate Lanes & systems. Non-Tollable count includes Reuse of daily/return/monthly pass, exit trips, exemption and violations.
3. Reporting (FASTag/Cash/Card) - 12:00:00 AM to 11:59:59 PM.
4. Fastag Collection is net of Acquiring Bank Charges
5. FASTag Debit Adjustment/Chargeback Received from Bank (Net)
6. Double user fee (from cash vehicles entering dedicated Fastag lane) collected from vehicles are reported separately (count and revenue). These are included in vehicle category wise count and revenue.
7. Annual FASTag pass w.e.f. 15 August 2025 as per directions of MPEL vide letter no MPEL/DIC/2025/676 dated August 14, 2025.
8. Annual Pass Toll Revenue receivable (as given in the table above) is not included in the column 'Fee Collected'.
9. '1.25' times User Fee via UPI for vehicles without a valid FASTag w.e.f. 15 November 2025 as per directions of MPEL vide letter no MPEL/02/DIC/968 dated 10 November 2025.



MONTHLY/DAILY FEE STATEMENT

Project Highway: National Highway NH-48

Day/Month: 30-Dec-2025

Sr. No.	Name of Toll Plaza Location	Chainage
National Highway NH-48 (from Km. 20+400 to 131+200)		
1	Shilphata	103+350

Type of Vehicle	For corresponding day/month of previous year 30-Dec-2024		For preceding day/month 29-Dec-2025		For the day/month reported upon 30-Dec-2025		
	No. of Vehicles	Fee collected (in lakh Rs.)	No. of Vehicles	Fee collected (in lakh Rs.)	Fee per Vehicle (in Rs.)	No. of Vehicles	Fee collected (in lakh Rs.)
1	2	3	4	5	6	7	8
A-Car (Note-7)	7507	440669	8054	441300	Note-1	7484	415207
B-LCV	924	89001	970	92849		1031	98886
C-Bus	2591	485694	2605	482383		2768	508596
D-Truck	0	0	0	0		0	0
E-Three-axle vehicle	0	0	0	0		0	0
F-Multi-axle Truck	4612	1742259	5322	1995464		5738	2162279
G-Oversized vehicle	0	0	0	0		0	0
FASTag Debit Adjustment/ Chargeback Received from Bank (Net) (Note-5)	0	2922	0	1661	Note-5	0	691
H- Total	15634	2760545	16951	3013657		17021	3185660

Day/Month wise Opening Balance of Toll Collection & Traffic

Day	30
Month	12
Year	2025
Toll Depositing Bank	State Bank Of India
Bank Account No.	39177623786

Transaction Type	Car/Jeep Count	Total Car/ Jeep Amount (in Rs.)	Bus/Truck Count	Total Bus / Truck Amount (in Rs.)	LCV Count	Total LCV Amount (in Rs.)	MAV (Multi Axle Vehicle Count)	Total MAV (Multi Axle Vehicle) Amount (in Rs.)	Three Axle Count	Three Axle Count Amount (in Rs.)	FASTag Debit Adjustment/ Chargeback Received from Bank (Net) Note-5
1	2	3	4	5	8	9	10	11	12	13	
Single Journey	4816	219311	2142	354073	722	60052	5010	1777735	0	0	691
Monthly Pass Sales	5	1797	0	0	0	0	0	0	0	0	0
Daily Pass Sales	1740	122812	570	140374	267	33170	679	359606	0	0	0
Local Pass Sales	0	0	0	0	0	0	0	0	0	0	0
Return Pass Sales	0	0	0	0	0	0	0	0	0	0	0
Double User Fee (FASTag Lane Violation) (Note-6)	484	45496	21	6930	21	3486	12	8520	0	0	0
1.25 times User Fee via UPI (FASTag Lane Violation) (Note-9)	439	25791	35	7219	21	2179	37	16419	0	0	0

Traffic and Revenue Receivable (Annual Pass - Note 7)		
Transaction Type	Car/Jeep Count	Total Car/ Jeep Amount (in Rs.)
1	2	3
Annual Pass	665	34937

Total Non-Tollable Traffic Count Entry Details (Note-2)						
Transaction Type	Car/Jeep Count	Bus/Truck Count	LCV Count	MAV (Multi Axle Vehicle Count)	Three Axle Count	
1	2	3	5	6	7	
Reuse & Exit	2285	636	329	702	0	
Exemption & Violation	3999	297	115	133	0	

Notes

1. Fee for Fastag vehicles passing two toll plazas, is collected at two plazas in few cases and therefore section wise traffic details will not be available at one plaza for same.
2. All Non-tollable traffic could not be recorded/reported due to unavailability of adequate Lanes & systems. Non-Tollable count includes Reuse of daily/return/monthly pass, exit trips, exemption and violations.
3. Reporting (FASTag/Cash/Card) - 12:00:00 AM to 11:59:59 PM.
4. Fastag Collection is net of Acquiring Bank Charges
5. FASTag Debit Adjustment/Chargeback Received from Bank (Net)
6. Double user fee (from cash vehicles entering dedicated Fastag lane) collected from vehicles are reported separately (count and revenue). These are included in vehicle category wise count and revenue.
7. Annual FASTag pass w.e.f. 15 August 2025 as per directions of MPEL vide letter no MPEL/DIC/2025/676 dated August 14, 2025.
8. Annual Pass Toll Revenue receivable (as given in the table above) is not included in the column 'Fee Collected'.
9. '1.25' times User Fee via UPI for vehicles without a valid FASTag w.e.f. 15 November 2025 as per directions of MPEL vide letter no MPEL/02/DIC/968 dated 10 November 2025.



MONTHLY/DAILY FEE STATEMENT

Project Highway: National Highway NH-48

Day/Month: 31-Dec-2025

Sr. No.	Name of Toll Plaza Location	Chainage
National Highway NH-48 (from Km. 20+400 to 131+200)		
1	Shilphata	103+350

Type of Vehicle	For corresponding day/month of previous year 31-Dec-2024		For preceding day/month 30-Dec-2025		For the day/month reported upon 31-Dec-2025		
	No. of Vehicles	Fee collected (in lakh Rs.)	No. of Vehicles	Fee collected (in lakh Rs.)	Fee per Vehicle (in Rs.)	No. of Vehicles	Fee collected (in lakh Rs.)
1	2	3	4	5	6	7	8
A-Car (Note-7)	5195	337348	7484	415207	Note-1	7110	407912
B-LCV	702	80710	1031	98886		957	108339
C-Bus	1987	379401	2768	508596		2815	518088
D-Truck	0	0	0	0		0	0
E-Three-axle vehicle	0	0	0	0		0	0
F-Multi-axle Truck	3787	1478718	5738	2162279		5845	2200726
G-Oversized vehicle	0	0	0	0		0	0
FASTag Debit Adjustment/ Chargeback Received from Bank (Net) (Note-5)	0	2560	0	691	Note-5	0	2126
H- Total	11671	2278737	17021	3185660		16727	3237190

Day/Month wise Opening Balance of Toll Collection & Traffic

Day	31
Month	12
Year	2025
Toll Depositing Bank	State Bank Of India
Bank Account No.	39177623786

Transaction Type	Car/Jeep Count	Total Car/ Jeep Amount (in Rs.)	Bus/Truck Count	Total Bus / Truck Amount (in Rs.)	LCV Count	Total LCV Amount (in Rs.)	MAV (Multi Axle Vehicle Count)	Total MAV (Multi Axle Vehicle) Amount (in Rs.)	Three Axle Count	Three Axle Count Amount (in Rs.)	FASTag Debit Adjustment/ Chargeback Received from Bank (Net)
1	2	3	4	5	8	9	10	11	12	13	Note-5
Single Journey	4455	203263	2172	358739	692	57603	5103	1809086	0	0	2126
Monthly Pass Sales	23	14614	0	0	8	18657	0	0	0	0	0
Daily Pass Sales	1670	117796	581	143220	232	28614	686	363062	0	0	0
Local Pass Sales	0	0	0	0	0	0	0	0	0	0	0
Return Pass Sales	0	0	0	0	0	0	0	0	0	0	0
Double User Fee (FASTag Lane Violation) (Note-6)	446	41924	27	8910	14	2324	14	9940	0	0	0
1.25 times User Fee via UPI (FASTag Lane Violation) (Note-9)	516	30315	35	7219	11	1141	42	18638	0	0	0

Traffic and Revenue Receivable (Annual Pass - Note 7)		
Transaction Type	Car/Jeep Count	Total Car/ Jeep Amount (in Rs.)
1	2	3
Annual Pass	607	31648

Total Non-Tollable Traffic Count Entry Details (Note-2)					
Transaction Type	Car/Jeep Count	Bus/Truck Count	LCV Count	MAV (Multi Axle Vehicle Count)	Three Axle Count
1	2	3	5	6	7
Reuse & Exit	2191	642	301	717	0
Exemption & Violation	3949	260	116	158	0



Notes

1. Fee for Fastag vehicles passing two toll plazas, is collected at two plazas in few cases and therefore section wise traffic details will not be available at one plaza for same.
2. All Non-tollable traffic could not be recorded/reported due to unavailability of adequate Lanes & systems. Non-Tollable count includes Reuse of daily/return/monthly pass, exit trips, exemption and violations.
3. Reporting (FASTag/Cash/Card) - 12:00:00 AM to 11:59:59 PM.
4. Fastag Collection is net of Acquiring Bank Charges
5. FASTag Debit Adjustment/Chargeback Received from Bank (Net)
6. Double user fee (from cash vehicles entering dedicated Fastag lane) collected from vehicles are reported separately (count and revenue). These are included in vehicle category wise count and revenue.
7. Annual FASTag pass w.e.f. 15 August 2025 as per directions of MPEL vide letter no MPEL/DIC/2025/676 dated August 14, 2025.
8. Annual Pass Toll Revenue receivable (as given in the table above) is not included in the column 'Fee Collected'.
9. '1.25' times User Fee via UPI for vehicles without a valid FASTag w.e.f. 15 November 2025 as per directions of MPEL vide letter no MPEL/02/DIC/968 dated 10 November 2025.