

MONTHLY/DAILY FEE STATEMENT

Project Highway: National Highway NH-48

Day/Month: 01-May-2025

Sr. No.	Name of Toll Plaza Location	Chainage
1	Somatne Phata	30+050

Type of Vehicle	For corresponding day/month of previous year 1-May-2024		For preceding day/month 30-Apr-2025		For the day/month reported upon 1-May-2025		
	No. of Vehicles	Fee collected (in Rs.)	No. of Vehicles	Fee collected (in Rs.)	Fee per Vehicle (in Rs.)	No. of Vehicles	Fee collected (in Rs.)
1	2	3	4	5	6	7	8
A-Car (Note-7)	14023	851986	12529	758385	Note-1	15459	928017
B-LCV	560	91366	1087	233883		637	66612
C-Bus	1056	229833	1493	310602		1169	276650
D-Truck	0	0	0	0		0	0
E-Three-axle vehicle	0	0	0	0		0	0
F-Multi-axle Truck	1295	472675	2109	786454		1762	641972
G-Oversized vehicle	0	0	0	0	0	0	
FASTag Debit Adjustment/ Chargeback Received from Bank (Net) (Note-5)	0	0	0	787	Note-5	0	0
H- Total	16934	1645860	17218	2090110		19027	1913251

Day/Month wise Opening Balance of Toll Collection & Traffic

Day	1
Month	5
Year	2025
Toll Depositing Bank	State Bank Of India
Bank Account No.	39177623786


Transaction Type	Car/Jeep Count	Total Car/ Jeep Amount (in Rs.)	Bus/Truck Count	Total Bus / Truck Amount (in Rs.)	LCV Count	Total LCV Amount (in Rs.)	MAV (Multi Axle Vehicle Count)	Total MAV (Multi Axle Vehicle) Amount (in Rs.)	Three Axle Count	Three Axle Count Amount (in Rs.)	FASTag Debit Adjustment/ Chargeback Received from Bank (Net)
1	2	3	4	5	8	9	10	11	12	13	Note-5
Single Journey	9391	445730	888	149037	474	40838	1686	600325	0	0	0
Monthly Pass Sales	36	29438	12	59295	2	4971	0	0	0	0	0
Daily Pass Sales	4974	353303	259	65019	150	18977	70	37387	0	0	0
Local Pass Sales	0	0	0	0	0	0	0	0	0	0	0
Return Pass Sales	0	0	0	0	0	0	0	0	0	0	0
Double User Fee (FASTag Lane Violation) (Note-6)	1058	99546	10	3300	11	1826	6	4260	0	0	0

Total Non-Tollable Traffic Count Entry Details (Note-2)

Transaction Type	Car/Jeep Count	Bus/Truck Count	LCV Count	MAV (Multi Axle Vehicle Count)	Three Axle Count
1	2	3	5	6	7
Reuse & Exit	5426	348	255	71	0
Exemption & Violation	19801	494	184	266	0

Notes

1. Fee for Fastag vehicles passing two toll plazas, is collected at two plazas in few cases and therefore section wise traffic details will not be available at one plaza for same.
2. All Non-tollable traffic could not be recorded/reported due to unavailability of adequate Lanes & systems. Non-Tollable count includes Reuse of daily/return/monthly pass, exit trips, exemption and violations.
3. Reporting (FASTag/Cash/Card) - 12:00:00 AM to 11:59:59 PM.
4. Fastag Collection is net of Acquiring Bank Charges
5. FASTag Debit Adjustment/Chargeback Received from Bank (Net)
6. Double user fee (from cash vehicles entering dedicated Fastag lane) collected from vehicles are reported separately (count and revenue). These are included in vehicle category wise count and revenue.



MONTHLY/DAILY FEE STATEMENT

Project Highway: National Highway NH-48

Day/Month: 02-May-2025

Sr. No.	Name of Toll Plaza Location	Chainage
1	Somatne Phata	30+050

Type of Vehicle	For corresponding day/month of previous year 2-May-2024		For preceding day/month 1-May-2025		For the day/month reported upon 2-May-2025		
	No. of Vehicles	Fee collected (in Rs.)	No. of Vehicles	Fee collected (in Rs.)	Fee per Vehicle (in Rs.)	No. of Vehicles	Fee collected (in Rs.)
1	2	3	4	5	6	7	8
A-Car (Note-7)	11849	752333	15459	928017	Note-1	13296	816540
B-LCV	766	88804	637	66612		920	102684
C-Bus	1071	259947	1169	276650		1281	343277
D-Truck	0	0	0	0		0	0
E-Three-axle vehicle	0	0	0	0		0	0
F-Multi-axle Truck	1323	535748	1762	641972		1689	634881
G-Oversized vehicle	0	0	0	0	0	0	
FASTag Debit Adjustment/ Chargeback Received from Bank (Net) (Note-5)	0	1365	0	0	Note-5	0	1463
H- Total	15009	1638197	19027	1913251		17186	1898845

Day/Month wise Opening Balance of Toll Collection & Traffic

Day	2
Month	5
Year	2025
Toll Depositing Bank	State Bank Of India
Bank Account No.	39177623786


Transaction Type	Car/Jeep Count	Total Car/ Jeep Amount (in Rs.)	Bus/Truck Count	Total Bus / Truck Amount (in Rs.)	LCV Count	Total LCV Amount (in Rs.)	MAV (Multi Axle Vehicle Count)	Total MAV (Multi Axle Vehicle) Amount (in Rs.)	Three Axle Count	Three Axle Count Amount (in Rs.)	FASTag Debit Adjustment/ Chargeback Received from Bank (Net)
1	2	3	4	5	8	9	10	11	12	13	Note-5
Single Journey	7792	365081	932	155844	603	51038	1553	551419	0	0	1463
Monthly Pass Sales	41	41387	21	103766	5	11200	1	10631	0	0	0
Daily Pass Sales	4549	323438	308	77067	291	36794	129	68571	0	0	0
Local Pass Sales	0	0	0	0	0	0	0	0	0	0	0
Return Pass Sales	0	0	0	0	0	0	0	0	0	0	0
Double User Fee (FASTag Lane Violation) (Note-6)	914	86634	20	6600	21	3652	6	4260	0	0	0

Total Non-Tollable Traffic Count Entry Details (Note-2)

Transaction Type	Car/Jeep Count	Bus/Truck Count	LCV Count	MAV (Multi Axle Vehicle Count)	Three Axle Count
1	2	3	5	6	7
Reuse & Exit	5131	466	549	135	0
Exemption & Violation	19911	875	348	1178	0

Notes

1. Fee for Fastag vehicles passing two toll plazas, is collected at two plazas in few cases and therefore section wise traffic details will not be available at one plaza for same.
2. All Non-tollable traffic could not be recorded/reported due to unavailability of adequate Lanes & systems. Non-Tollable count includes Reuse of daily/return/monthly pass, exit trips, exemption and violations.
3. Reporting (FASTag/Cash/Card) - 12:00:00 AM to 11:59:59 PM.
4. Fastag Collection is net of Acquiring Bank Charges
5. FASTag Debit Adjustment/Chargeback Received from Bank (Net)
6. Double user fee (from cash vehicles entering dedicated Fastag lane) collected from vehicles are reported separately (count and revenue). These are included in vehicle category wise count and revenue.



MONTHLY/DAILY FEE STATEMENT

Project Highway: National Highway NH-48

Day/Month: 03-May-2025

Sr. No.	Name of Toll Plaza Location	Chainage
1	Somatne Phata	30+050

Type of Vehicle	For corresponding day/month of previous year 3-May-2024		For preceding day/month 2-May-2025		For the day/month reported upon 3-May-2025		
	No. of Vehicles	Fee collected (in Rs.)	No. of Vehicles	Fee collected (in Rs.)	Fee per Vehicle (in Rs.)	No. of Vehicles	Fee collected (in Rs.)
1	2	3	4	5	6	7	8
A-Car (Note-7)	11593	721043	13296	816540	Note-1	15011	873442
B-LCV	890	91203	920	102684		939	94822
C-Bus	1247	238500	1281	343277		1418	303056
D-Truck	0	0	0	0		0	0
E-Three-axle vehicle	0	0	0	0		0	0
F-Multi-axle Truck	1634	606164	1689	634881		1968	727619
G-Oversized vehicle	0	0	0	0	0	0	
FASTag Debit Adjustment/ Chargeback Received from Bank (Net) (Note-5)	0	652	0	1463	Note-5	0	318
H- Total	15364	1657562	17186	1898845		19336	1999258

Day/Month wise Opening Balance of Toll Collection & Traffic

Day	3
Month	5
Year	2025
Toll Depositing Bank	State Bank Of India
Bank Account No.	39177623786


Transaction Type	Car/Jeep Count	Total Car/ Jeep Amount (in Rs.)	Bus/Truck Count	Total Bus / Truck Amount (in Rs.)	LCV Count	Total LCV Amount (in Rs.)	MAV (Multi Axle Vehicle Count)	Total MAV (Multi Axle Vehicle) Amount (in Rs.)	Three Axle Count	Three Axle Count Amount (in Rs.)	FASTag Debit Adjustment/ Chargeback Received from Bank (Net)
1	2	3	4	5	8	9	10	11	12	13	Note-5
Single Journey	9302	438860	1036	173414	617	52965	1822	648760	0	0	318
Monthly Pass Sales	10	7097	7	34589	0	0	0	0	0	0	0
Daily Pass Sales	4788	341381	360	90104	295	37375	138	73533	0	0	0
Local Pass Sales	0	0	0	0	0	0	0	0	0	0	0
Return Pass Sales	0	0	0	0	0	0	0	0	0	0	0
Double User Fee (FASTag Lane Violation) (Note-6)	911	86104	15	4950	27	4482	8	5326	0	0	0

Total Non-Tollable Traffic Count Entry Details (Note-2)

Transaction Type	Car/Jeep Count	Bus/Truck Count	LCV Count	MAV (Multi Axle Vehicle Count)	Three Axle Count
1	2	3	5	6	7
Reuse & Exit	5363	561	457	156	0
Exemption & Violation	18522	820	260	1181	0

Notes

1. Fee for Fastag vehicles passing two toll plazas, is collected at two plazas in few cases and therefore section wise traffic details will not be available at one plaza for same.
2. All Non-tollable traffic could not be recorded/reported due to unavailability of adequate Lanes & systems. Non-Tollable count includes Reuse of daily/return/monthly pass, exit trips, exemption and violations.
3. Reporting (FASTag/Cash/Card) - 12:00:00 AM to 11:59:59 PM.
4. Fastag Collection is net of Acquiring Bank Charges
5. FASTag Debit Adjustment/Chargeback Received from Bank (Net)
6. Double user fee (from cash vehicles entering dedicated Fastag lane) collected from vehicles are reported separately (count and revenue). These are included in vehicle category wise count and revenue.



MONTHLY/DAILY FEE STATEMENT

Project Highway: National Highway NH-48

Day/Month: 04-May-2025

Sr. No.	Name of Toll Plaza Location	Chainage
1	Somatne Phata	30+050

Type of Vehicle	For corresponding day/month of previous year 4-May-2024		For preceding day/month 3-May-2025		For the day/month reported upon 4-May-2025		
	No. of Vehicles	Fee collected (in Rs.)	No. of Vehicles	Fee collected (in Rs.)	Fee per Vehicle (in Rs.)	No. of Vehicles	Fee collected (in Rs.)
1	2	3	4	5	6	7	8
A-Car (Note-7)	13585	805330	15011	873442	Note-1	15456	899008
B-LCV	830	87034	939	94822		636	63104
C-Bus	1249	241422	1418	303056		1184	230889
D-Truck	0	0	0	0		0	0
E-Three-axle vehicle	0	0	0	0		0	0
F-Multi-axle Truck	1638	823877	1968	727619		1811	660700
G-Oversized vehicle	0	0	0	0	0	0	
FASTag Debit Adjustment/ Chargeback Received from Bank (Net) (Note-5)	0	1115	0	318	Note-5	0	-82
H- Total	17302	1958779	19336	1999258		19087	1853619

Day/Month wise Opening Balance of Toll Collection & Traffic

Day	4
Month	5
Year	2025
Toll Depositing Bank	State Bank Of India
Bank Account No.	39177623786

Transaction Type	Car/Jeep Count	Total Car/ Jeep Amount (in Rs.)	Bus/Truck Count	Total Bus / Truck Amount (in Rs.)	LCV Count	Total LCV Amount (in Rs.)	MAV (Multi Axle Vehicle Count)	Total MAV (Multi Axle Vehicle) Amount (in Rs.)	Three Axle Count	Three Axle Count Amount (in Rs.)	FASTag Debit Adjustment/ Chargeback Received from Bank (Net)
1	2	3	4	5	8	9	10	11	12	13	Note-5
Single Journey	9582	454193	866	144757	444	38199	1720	611793	0	0	-82
Monthly Pass Sales	4	2845	1	4941	0	0	0	0	0	0	0
Daily Pass Sales	4794	339984	295	73931	174	21750	88	46777	0	0	0
Local Pass Sales	0	0	0	0	0	0	0	0	0	0	0
Return Pass Sales	0	0	0	0	0	0	0	0	0	0	0
Double User Fee (FASTag Lane Violation) (Note-6)	1076	101986	22	7260	18	3154	3	2130	0	0	0

Total Non-Tollable Traffic Count Entry Details (Note-2)

Transaction Type	Car/Jeep Count	Bus/Truck Count	LCV Count	MAV (Multi Axle Vehicle Count)	Three Axle Count
1	2	3	5	6	7
Reuse & Exit	5251	462	292	93	0
Exemption & Violation	18594	556	185	352	0

Notes

1. Fee for Fastag vehicles passing two toll plazas, is collected at two plazas in few cases and therefore section wise traffic details will not be available at one plaza for same.
2. All Non-tollable traffic could not be recorded/reported due to unavailability of adequate Lanes & systems. Non-Tollable count includes Reuse of daily/return/monthly pass, exit trips, exemption and violations.
3. Reporting (FASTag/Cash/Card) - 12:00:00 AM to 11:59:59 PM.
4. Fastag Collection is net of Acquiring Bank Charges
5. FASTag Debit Adjustment/Chargeback Received from Bank (Net)
6. Double user fee (from cash vehicles entering dedicated Fastag lane) collected from vehicles are reported separately (count and revenue). These are included in vehicle category wise count and revenue.



MONTHLY/DAILY FEE STATEMENT

Project Highway: National Highway NH-48

Day/Month: 05-May-2025

Sr. No.	Name of Toll Plaza Location	Chainage
1	Somatne Phata	30+050

Type of Vehicle	For corresponding day/month of previous year 5-May-2024		For preceding day/month 4-May-2025		For the day/month reported upon 5-May-2025		
	No. of Vehicles	Fee collected (in Rs.)	No. of Vehicles	Fee collected (in Rs.)	Fee per Vehicle (in Rs.)	No. of Vehicles	Fee collected (in Rs.)
1	2	3	4	5	6	7	8
A-Car (Note-7)	14996	897008	15456	899008	Note-1	12431	738283
B-LCV	603	62584	636	63104		869	92015
C-Bus	1016	223703	1184	230889		1280	245106
D-Truck	0	0	0	0		0	0
E-Three-axle vehicle	0	0	0	0		0	0
F-Multi-axle Truck	1404	520603	1811	660700		1816	668835
G-Oversized vehicle	0	0	0	0		0	0
FASTag Debit Adjustment/ Chargeback Received from Bank (Net) (Note-5)	0	0	0	-82	Note-5	0	1250
H- Total	18019	1703898	19087	1853619		16396	1745489

Day/Month wise Opening Balance of Toll Collection & Traffic

Day	5
Month	5
Year	2025
Toll Depositing Bank	State Bank Of India
Bank Account No.	39177623786

Transaction Type	Car/Jeep Count	Total Car/ Jeep Amount (in Rs.)	Bus/Truck Count	Total Bus / Truck Amount (in Rs.)	LCV Count	Total LCV Amount (in Rs.)	MAV (Multi Axle Vehicle Count)	Total MAV (Multi Axle Vehicle) Amount (in Rs.)	Three Axle Count	Three Axle Count Amount (in Rs.)	FASTag Debit Adjustment/ Chargeback Received from Bank (Net)
1	2	3	4	5	8	9	10	11	12	13	Note-5
Single Journey	7324	343980	919	153106	547	46103	1686	598485	0	0	1250
Monthly Pass Sales	9	13396	0	0	2	4971	0	0	0	0	0
Daily Pass Sales	4315	306993	342	85730	304	38284	127	68221	0	0	0
Local Pass Sales	0	0	0	0	0	0	0	0	0	0	0
Return Pass Sales	0	0	0	0	0	0	0	0	0	0	0
Double User Fee (FASTag Lane Violation) (Note-6)	783	73914	19	6270	16	2656	3	2130	0	0	0

Total Non-Tollable Traffic Count Entry Details (Note-2)					
Transaction Type	Car/Jeep Count	Bus/Truck Count	LCV Count	MAV (Multi Axle Vehicle Count)	Three Axle Count
1	2	3	5	6	7
Reuse & Exit	4958	568	575	132	0
Exemption & Violation	18492	883	324	1195	0

Notes

1. Fee for Fastag vehicles passing two toll plazas, is collected at two plazas in few cases and therefore section wise traffic details will not be available at one plaza for same.
2. All Non-tollable traffic could not be recorded/reported due to unavailability of adequate Lanes & systems. Non-Tollable count includes Reuse of daily/return/monthly pass, exit trips, exemption and violations.
3. Reporting (FASTag/Cash/Card) - 12:00:00 AM to 11:59:59 PM.
4. Fastag Collection is net of Acquiring Bank Charges
5. FASTag Debit Adjustment/Chargeback Received from Bank (Net)
6. Double user fee (from cash vehicles entering dedicated Fastag lane) collected from vehicles are reported separately (count and revenue). These are included in vehicle category wise count and revenue.



MONTHLY/DAILY FEE STATEMENT

Project Highway: National Highway NH-48

Day/Month: 06-May-2025

Sr. No.	Name of Toll Plaza Location	Chainage
1	Somatne Phata	30+050

Type of Vehicle	For corresponding day/month of previous year 6-May-2024		For preceding day/month 5-May-2025		For the day/month reported upon 6-May-2025		
	No. of Vehicles	Fee collected (in Rs.)	No. of Vehicles	Fee collected (in Rs.)	Fee per Vehicle (in Rs.)	No. of Vehicles	Fee collected (in Rs.)
1	2	3	4	5	6	7	8
A-Car (Note-7)	11142	682537	12431	738283	Note-1	11083	652088
B-LCV	757	80976	869	92015		897	90565
C-Bus	1087	214106	1280	245106		1326	261516
D-Truck	0	0	0	0		0	0
E-Three-axle vehicle	0	0	0	0		0	0
F-Multi-axle Truck	1476	554266	1816	668835		1848	684853
G-Oversized vehicle	0	0	0	0	0	0	
FASTag Debit Adjustment/ Chargeback Received from Bank (Net) (Note-5)	0	0	0	1250	Note-5	0	0
H- Total	14462	1531885	16396	1745489		15154	1689022

Day/Month wise Opening Balance of Toll Collection & Traffic

Day	6
Month	5
Year	2025
Toll Depositing Bank	State Bank Of India
Bank Account No.	39177623786

Transaction Type	Car/Jeep Count	Total Car/ Jeep Amount (in Rs.)	Bus/Truck Count	Total Bus / Truck Amount (in Rs.)	LCV Count	Total LCV Amount (in Rs.)	MAV (Multi Axle Vehicle Count)	Total MAV (Multi Axle Vehicle) Amount (in Rs.)	Three Axle Count	Three Axle Count Amount (in Rs.)	FASTag Debit Adjustment/ Chargeback Received from Bank (Net)
1	2	3	4	5	8	9	10	11	12	13	Note-5
Single Journey	6763	317875	973	162273	582	49829	1696	602986	0	0	0
Monthly Pass Sales	12	10307	2	9882	0	0	0	0	0	0	0
Daily Pass Sales	3610	257918	332	83091	292	36919	148	79027	0	0	0
Local Pass Sales	0	0	0	0	0	0	0	0	0	0	0
Return Pass Sales	0	0	0	0	0	0	0	0	0	0	0
Double User Fee (FASTag Lane Violation) (Note-6)	698	65988	19	6270	23	3818	4	2840	0	0	0

Total Non-Tollable Traffic Count Entry Details (Note-2)

Transaction Type	Car/Jeep Count	Bus/Truck Count	LCV Count	MAV (Multi Axle Vehicle Count)	Three Axle Count
1	2	3	5	6	7
Reuse & Exit	4219	550	543	152	0
Exemption & Violation	17811	873	280	1004	0

Notes

1. Fee for Fastag vehicles passing two toll plazas, is collected at two plazas in few cases and therefore section wise traffic details will not be available at one plaza for same.
2. All Non-tollable traffic could not be recorded/reported due to unavailability of adequate Lanes & systems. Non-Tollable count includes Reuse of daily/return/monthly pass, exit trips, exemption and violations.
3. Reporting (FASTag/Cash/Card) - 12:00:00 AM to 11:59:59 PM.
4. Fastag Collection is net of Acquiring Bank Charges
5. FASTag Debit Adjustment/Chargeback Received from Bank (Net)
6. Double user fee (from cash vehicles entering dedicated Fastag lane) collected from vehicles are reported separately (count and revenue). These are included in vehicle category wise count and revenue.



MONTHLY/DAILY FEE STATEMENT

Project Highway: National Highway NH-48

Day/Month: 07-May-2025

Sr. No.	Name of Toll Plaza Location	Chainage
1	Somatne Phata	30+050

Type of Vehicle	For corresponding day/month of previous year 7-May-2024		For preceding day/month 6-May-2025		For the day/month reported upon 7-May-2025		
	No. of Vehicles	Fee collected (in Rs.)	No. of Vehicles	Fee collected (in Rs.)	Fee per Vehicle (in Rs.)	No. of Vehicles	Fee collected (in Rs.)
1	2	3	4	5	6	7	8
A-Car (Note-7)	10430	634747	11083	652088	Note-1	11323	724477
B-LCV	796	83740	897	90565		935	94500
C-Bus	1127	219316	1326	261516		1413	271226
D-Truck	0	0	0	0		0	0
E-Three-axle vehicle	0	0	0	0		0	0
F-Multi-axle Truck	1515	570124	1848	684853		1921	709651
G-Oversized vehicle	0	0	0	0	0	0	
FASTag Debit Adjustment/ Chargeback Received from Bank (Net) (Note-5)	0	2272	0	0	Note-5	0	2076
H- Total	13868	1510200	15154	1689022		15592	1801931

Day/Month wise Opening Balance of Toll Collection & Traffic

Day	7
Month	5
Year	2025
Toll Depositing Bank	State Bank Of India
Bank Account No.	39177623786

Transaction Type	Car/Jeep Count	Total Car/ Jeep Amount (in Rs.)	Bus/Truck Count	Total Bus / Truck Amount (in Rs.)	LCV Count	Total LCV Amount (in Rs.)	MAV (Multi Axle Vehicle Count)	Total MAV (Multi Axle Vehicle) Amount (in Rs.)	Three Axle Count	Three Axle Count Amount (in Rs.)	FASTag Debit Adjustment/ Chargeback Received from Bank (Net)
1	2	3	4	5	8	9	10	11	12	13	Note-5
Single Journey	6587	309791	1021	170561	599	51613	1773	629554	0	0	2076
Monthly Pass Sales	46	63802	0	0	0	0	0	0	0	0	0
Daily Pass Sales	3974	283175	358	89445	320	40231	141	75128	0	0	0
Local Pass Sales	0	0	0	0	0	0	0	0	0	0	0
Return Pass Sales	0	0	0	0	0	0	0	0	0	0	0
Double User Fee (FASTag Lane Violation) (Note-6)	716	67710	34	11220	16	2656	7	4970	0	0	0

Total Non-Tollable Traffic Count Entry Details (Note-2)

Transaction Type	Car/Jeep Count	Bus/Truck Count	LCV Count	MAV (Multi Axle Vehicle Count)	Three Axle Count
1	2	3	5	6	7
Reuse & Exit	4605	594	614	154	0
Exemption & Violation	19946	897	377	1236	0

Notes

- Fee for Fastag vehicles passing two toll plazas, is collected at two plazas in few cases and therefore section wise traffic details will not be available at one plaza for same.
- All Non-tollable traffic could not be recorded/reported due to unavailability of adequate Lanes & systems. Non-Tollable count includes Reuse of daily/return/monthly pass, exit trips, exemption and violations.
- Reporting (FASTag/Cash/Card) - 12:00:00 AM to 11:59:59 PM.
- Fastag Collection is net of Acquiring Bank Charges
- FASTag Debit Adjustment/Chargeback Received from Bank (Net)
- Double user fee (from cash vehicles entering dedicated Fastag lane) collected from vehicles are reported separately (count and revenue). These are included in vehicle category wise count and revenue.



MONTHLY/DAILY FEE STATEMENT

Project Highway: National Highway NH-48

Day/Month: 01-May-2025

Sr. No.	Name of Toll Plaza Location	Chainage
National Highway NH-48 (from Km. 20+400 to 131+200)		
1	Varsoli	60+050

Type of Vehicle	For corresponding day/month of previous year 1-May-2024		For preceding day/month 30-Apr-2025		For the day/month reported upon 1-May-2025		
	No. of Vehicles	Fee collected (in lakh Rs.)	No. of Vehicles	Fee collected (in lakh Rs.)	Fee per Vehicle (in Rs.)	No. of Vehicles	Fee collected (in lakh Rs.)
1	2	3	4	5	6	7	8
A-Car (Note-7)	10236	618291	8111	472817	Note-1	11176	658614
B-LCV	812	78466	1274	127592		911	88530
C-Bus	1113	201947	1513	292781		1147	206547
D-Truck	0	0	0	0		0	0
E-Three-axle vehicle	0	0	0	0		0	0
F-Multi-axle Truck	2699	1002232	3326	1277001		2747	999396
G-Oversized vehicle	0	0	0	0	0	0	
FASTag Debit Adjustment/ Chargeback Received from Bank (Net) (Note-5)	0	0	0	2062	Note-5	0	0
H- Total	14860	1900936	14224	2172252		15981	1953087

Day/Month wise Opening Balance of Toll Collection & Traffic

Day	1
Month	5
Year	2025
Toll Depositing Bank	State Bank Of India
Bank Account No.	39177623786

Transaction Type	Car/Jeep Count	Total Car/ Jeep Amount (in Rs.)	Bus/Truck Count	Total Bus / Truck Amount (in Rs.)	LCV Count	Total LCV Amount (in Rs.)	MAV (Multi Axle Vehicle Count)	Total MAV (Multi Axle Vehicle) Amount (in Rs.)	Three Axle Count	Three Axle Count Amount (in Rs.)	FASTag Debit Adjustment/ Chargeback Received from Bank (Net)
1	2	3	4	5	8	9	10	11	12	13	Note-5
Single Journey	6967	328821	957	158522	693	58200	2606	923730	0	0	0
Monthly Pass Sales	6	9164	0	0	1	2486	0	0	0	0	0
Daily Pass Sales	3171	223339	180	44725	201	25022	135	71760	0	0	0
Local Pass Sales	0	0	0	0	0	0	0	0	0	0	0
Return Pass Sales	0	0	0	0	0	0	0	0	0	0	0
Double User Fee (FASTag Lane Violation) (Note-6)	1032	97290	10	3300	16	2822	6	3906	0	0	0

Total Non-Tollable Traffic Count Entry Details (Note-2)					
Transaction Type	Car/Jeep Count	Bus/Truck Count	LCV Count	MAV (Multi Axle Vehicle Count)	Three Axle Count
1	2	3	5	6	7
Reuse & Exit	3449	196	216	137	0
Exemption & Violation	6249	274	122	111	0



Notes

1. Fee for Fastag vehicles passing two toll plazas, is collected at two plazas in few cases and therefore section wise traffic details will not be available at one plaza for same.
2. All Non-tollable traffic could not be recorded/reported due to unavailability of adequate Lanes & systems. Non-Tollable count includes Reuse of daily/return/monthly pass, exit trips, exemption and violations.
3. Reporting (FASTag/Cash/Card) - 12:00:00 AM to 11:59:59 PM.
4. Fastag Collection is net of Acquiring Bank Charges
5. FASTag Debit Adjustment/Chargeback Received from Bank (Net)
6. Double user fee (from cash vehicles entering dedicated Fastag lane) collected from vehicles are reported separately (count and revenue). These are included in vehicle category wise count and revenue.

MONTHLY/DAILY FEE STATEMENT

Project Highway: National Highway NH-48

Day/Month: 02-May-2025

Sr. No.	Name of Toll Plaza Location	Chainage
National Highway NH-48 (from Km. 20+400 to 131+200)		
1	Varsoli	60+050

Type of Vehicle	For corresponding day/month of previous year 2-May-2024		For preceding day/month 1-May-2025		For the day/month reported upon 2-May-2025		
	No. of Vehicles	Fee collected (in lakh Rs.)	No. of Vehicles	Fee collected (in lakh Rs.)	Fee per Vehicle (in Rs.)	No. of Vehicles	Fee collected (in lakh Rs.)
1	2	3	4	5	6	7	8
A –Car (Note-7)	7676	457467	11176	658614	Note-1	8931	526021
B –LCV	913	94124	911	88530		1011	99296
C- Bus	1102	206281	1147	206547		1137	213729
D –Truck	0	0	0	0		0	0
E -Three-axle vehicle	0	0	0	0		0	0
F -Multi-axle Truck	2287	868232	2747	999396		2510	948258
G -Oversized vehicle	0	0	0	0		0	0
FASTag Debit Adjustment/ Chargeback Received from Bank (Net) (Note-5)	0	1508	0	0	Note-5	0	1317
H- Total	11978	1627611	15981	1953087		13589	1788621

Day/Month wise Opening Balance of Toll Collection & Traffic

Day	2
Month	5
Year	2025
Toll Depositing Bank	State Bank Of India
Bank Account No.	39177623786

Transaction Type	Car/Jeep Count	Total Car/ Jeep Amount (in Rs.)	Bus/Truck Count	Total Bus / Truck Amount (in Rs.)	LCV Count	Total LCV Amount (in Rs.)	MAV (Multi Axle Vehicle Count)	Total MAV (Multi Axle Vehicle) Amount (in Rs.)	Three Axle Count	Three Axle Count Amount (in Rs.)	FASTag Debit Adjustment/ Chargeback Received from Bank (Net) Note-5
1	2	3	4	5	8	9	10	11	12	13	
Single Journey	5423	255408	850	140620	665	55377	2183	774781	0	0	1317
Monthly Pass Sales	3	3174	0	0	0	0	0	0	0	0	0
Daily Pass Sales	2668	188008	265	65849	328	40931	319	169567	0	0	0
Local Pass Sales	0	0	0	0	0	0	0	0	0	0	0
Return Pass Sales	0	0	0	0	0	0	0	0	0	0	0
Double User Fee (FASTag Lane Violation) (Note-6)	837	79430	22	7260	18	2988	8	3910	0	0	0

Total Non-Tollable Traffic Count Entry Details (Note-2)						
Transaction Type	Car/Jeep Count	Bus/Truck Count	LCV Count	MAV (Multi Axle Vehicle Count)	Three Axle Count	
1	2	3	5	6	7	
Reuse & Exit	2915	294	338	321	0	
Exemption & Violation	5847	383	131	322	0	

Notes

1. Fee for Fastag vehicles passing two toll plazas, is collected at two plazas in few cases and therefore section wise traffic details will not be available at one plaza for same.
2. All Non-tollable traffic could not be recorded/reported due to unavailability of adequate Lanes & systems. Non-Tollable count includes Reuse of daily/return/monthly pass, exit trips, exemption and violations.
3. Reporting (FASTag/Cash/Card) - 12:00:00 AM to 11:59:59 PM.
4. Fastag Collection is net of Acquiring Bank Charges
5. FASTag Debit Adjustment/Chargeback Received from Bank (Net)
6. Double user fee (from cash vehicles entering dedicated Fastag lane) collected from vehicles are reported separately (count and revenue). These are included in vehicle category wise count and revenue.



MONTHLY/DAILY FEE STATEMENT

Project Highway: National Highway NH-48

Day/Month: 03-May-2025

Sr. No.	Name of Toll Plaza Location	Chainage
National Highway NH-48 (from Km. 20+400 to 131+200)		
1	Varsoli	60+050

Type of Vehicle	For corresponding day/month of previous year 3-May-2024		For preceding day/month 2-May-2025		For the day/month reported upon 3-May-2025		
	No. of Vehicles	Fee collected (in lakh Rs.)	No. of Vehicles	Fee collected (in lakh Rs.)	Fee per Vehicle (in Rs.)	No. of Vehicles	Fee collected (in lakh Rs.)
1	2	3	4	5	6	7	8
A-Car (Note-7)	8029	482814	8931	526021	Note-1	10666	615120
B-LCV	1154	114524	1011	99296		1243	120297
C-Bus	1371	258623	1137	213729		1382	255773
D-Truck	0	0	0	0		0	0
E-Three-axle vehicle	0	0	0	0		0	0
F-Multi-axle Truck	3141	1202357	2510	948258		3227	1233459
G-Oversized vehicle	0	0	0	0		0	0
FASTag Debit Adjustment/ Chargeback Received from Bank (Net) (Note-5)	0	873	0	1317	Note-5	0	371
H- Total	13695	2059191	13589	1788621		16518	2225021

Day/Month wise Opening Balance of Toll Collection & Traffic

Day	3
Month	5
Year	2025
Toll Depositing Bank	State Bank Of India
Bank Account No.	39177623786

Transaction Type	Car/Jeep Count	Total Car/ Jeep Amount (in Rs.)	Bus/Truck Count	Total Bus / Truck Amount (in Rs.)	LCV Count	Total LCV Amount (in Rs.)	MAV (Multi Axle Vehicle Count)	Total MAV (Multi Axle Vehicle) Amount (in Rs.)	Three Axle Count	Three Axle Count Amount (in Rs.)	FASTag Debit Adjustment/ Chargeback Received from Bank (Net) Note-5
1	2	3	4	5	8	9	10	11	12	13	
Single Journey	6750	317966	1060	174987	846	70373	2721	964839	0	0	371
Monthly Pass Sales	1	719	0	0	0	0	0	0	0	0	0
Daily Pass Sales	3060	215595	309	76496	386	48098	502	266842	0	0	0
Local Pass Sales	0	0	0	0	0	0	0	0	0	0	0
Return Pass Sales	0	0	0	0	0	0	0	0	0	0	0
Double User Fee (FASTag Lane Violation) (Note-6)	855	80840	13	4290	11	1826	4	1778	0	0	0

Total Non-Tollable Traffic Count Entry Details (Note-2)					
Transaction Type	Car/Jeep Count	Bus/Truck Count	LCV Count	MAV (Multi Axle Vehicle Count)	Three Axle Count
1	2	3	5	6	7
Reuse & Exit	3425	340	405	513	0
Exemption & Violation	5400	395	138	308	0



Notes

1. Fee for Fastag vehicles passing two toll plazas, is collected at two plazas in few cases and therefore section wise traffic details will not be available at one plaza for same.
2. All Non-tollable traffic could not be recorded/reported due to unavailability of adequate Lanes & systems. Non-Tollable count includes Reuse of daily/return/monthly pass, exit trips, exemption and violations.
3. Reporting (FASTag/Cash/Card) - 12:00:00 AM to 11:59:59 PM.
4. Fastag Collection is net of Acquiring Bank Charges
5. FASTag Debit Adjustment/Chargeback Received from Bank (Net)
6. Double user fee (from cash vehicles entering dedicated Fastag lane) collected from vehicles are reported separately (count and revenue). These are included in vehicle category wise count and revenue.

MONTHLY/DAILY FEE STATEMENT

Project Highway: National Highway NH-48

Day/Month: 04-May-2025

Sr. No.	Name of Toll Plaza Location	Chainage
National Highway NH-48 (from Km. 20+400 to 131+200)		
1	Varsoli	60+050

Type of Vehicle	For corresponding day/month of previous year 4-May-2024		For preceding day/month 3-May-2025		For the day/month reported upon 4-May-2025		
	No. of Vehicles	Fee collected (in lakh Rs.)	No. of Vehicles	Fee collected (in lakh Rs.)	Fee per Vehicle (in Rs.)	No. of Vehicles	Fee collected (in lakh Rs.)
1	2	3	4	5	6	7	8
A-Car (Note-7)	9889	581211	10666	615120	Note-1	11456	667913
B-LCV	1072	104247	1243	120297		905	85583
C-Bus	1349	249392	1382	255773		1176	216492
D-Truck	0	0	0	0		0	0
E-Three-axle vehicle	0	0	0	0		0	0
F-Multi-axle Truck	3076	1165036	3227	1233459		2771	1027985
G-Oversized vehicle	0	0	0	0		0	0
FASTag Debit Adjustment/ Chargeback Received from Bank (Net) (Note-5)	0	1797	0	371	Note-5	0	0
H- Total	15386	2101683	16518	2225021		16308	1997972

Day/Month wise Opening Balance of Toll Collection & Traffic

Day	4
Month	5
Year	2025
Toll Depositing Bank	State Bank Of India
Bank Account No.	39177623786

Transaction Type	Car/Jeep Count	Total Car/ Jeep Amount (in Rs.)	Bus/Truck Count	Total Bus / Truck Amount (in Rs.)	LCV Count	Total LCV Amount (in Rs.)	MAV (Multi Axle Vehicle Count)	Total MAV (Multi Axle Vehicle) Amount (in Rs.)	Three Axle Count	Three Axle Count Amount (in Rs.)	FASTag Debit Adjustment/ Chargeback Received from Bank (Net) Note-5
1	2	3	4	5	8	9	10	11	12	13	
Single Journey	7065	333109	932	154191	674	56122	2517	892785	0	0	0
Monthly Pass Sales	0	0	0	0	0	0	0	0	0	0	0
Daily Pass Sales	3327	234318	221	54875	216	26970	249	132358	0	0	0
Local Pass Sales	0	0	0	0	0	0	0	0	0	0	0
Return Pass Sales	0	0	0	0	0	0	0	0	0	0	0
Double User Fee (FASTag Lane Violation) (Note-6)	1064	100486	23	7426	15	2490	5	2842	0	0	0

Total Non-Tollable Traffic Count Entry Details (Note-2)					
Transaction Type	Car/Jeep Count	Bus/Truck Count	LCV Count	MAV (Multi Axle Vehicle Count)	Three Axle Count
1	2	3	5	6	7
Reuse & Exit	3648	239	234	256	0
Exemption & Violation	5515	341	97	124	0



Notes

- Fee for Fastag vehicles passing two toll plazas, is collected at two plazas in few cases and therefore section wise traffic details will not be available at one plaza for same.
- All Non-tollable traffic could not be recorded/reported due to unavailability of adequate Lanes & systems. Non-Tollable count includes Reuse of daily/return/monthly pass, exit trips, exemption and violations.
- Reporting (FASTag/Cash/Card) - 12:00:00 AM to 11:59:59 PM.
- Fastag Collection is net of Acquiring Bank Charges
- FASTag Debit Adjustment/Chargeback Received from Bank (Net)
- Double user fee (from cash vehicles entering dedicated Fastag lane) collected from vehicles are reported separately (count and revenue). These are included in vehicle category wise count and revenue.

MONTHLY/DAILY FEE STATEMENT

Project Highway: National Highway NH-48

Day/Month: 05-May-2025

Sr. No.	Name of Toll Plaza Location	Chainage
National Highway NH-48 (from Km. 20+400 to 131+200)		
1	Varsoli	60+050

Type of Vehicle	For corresponding day/month of previous year 5-May-2024		For preceding day/month 4-May-2025		For the day/month reported upon 5-May-2025		
	No. of Vehicles	Fee collected (in lakh Rs.)	No. of Vehicles	Fee collected (in lakh Rs.)	Fee per Vehicle (in Rs.)	No. of Vehicles	Fee collected (in lakh Rs.)
1	2	3	4	5	6	7	8
A-Car (Note-7)	11385	680928	11456	667913	Note-1	8127	471246
B-LCV	799	76267	905	85583		1005	98276
C-Bus	1118	209456	1176	216492		1194	223430
D-Truck	0	0	0	0		0	0
E-Three-axle vehicle	0	0	0	0		0	0
F-Multi-axle Truck	2786	1041104	2771	1027985		2630	1000468
G-Oversized vehicle	0	0	0	0		0	0
FASTag Debit Adjustment/ Chargeback Received from Bank (Net) (Note-5)	0	0	0	0	Note-5	0	2126
H- Total	16088	2007756	16308	1997972		12956	1795547

Day/Month wise Opening Balance of Toll Collection & Traffic

Day	5
Month	5
Year	2025
Toll Depositing Bank	State Bank Of India
Bank Account No.	39177623786

Transaction Type	Car/Jeep Count	Total Car/ Jeep Amount (in Rs.)	Bus/Truck Count	Total Bus / Truck Amount (in Rs.)	LCV Count	Total LCV Amount (in Rs.)	MAV (Multi Axle Vehicle Count)	Total MAV (Multi Axle Vehicle) Amount (in Rs.)	Three Axle Count	Three Axle Count Amount (in Rs.)	FASTag Debit Adjustment/ Chargeback Received from Bank (Net) Note-5
1	2	3	4	5	8	9	10	11	12	13	
Single Journey	5061	239113	895	148089	689	57645	2250	798643	0	0	2126
Monthly Pass Sales	0	0	0	0	0	0	0	0	0	0	0
Daily Pass Sales	2388	168213	280	69399	281	34903	373	198271	0	0	0
Local Pass Sales	0	0	0	0	0	0	0	0	0	0	0
Return Pass Sales	0	0	0	0	0	0	0	0	0	0	0
Double User Fee (FASTag Lane Violation) (Note-6)	678	63920	19	5942	35	5728	7	3554	0	0	0

Total Non-Tollable Traffic Count Entry Details (Note-2)					
Transaction Type	Car/Jeep Count	Bus/Truck Count	LCV Count	MAV (Multi Axle Vehicle Count)	Three Axle Count
1	2	3	5	6	7
Reuse & Exit	2623	316	291	382	0
Exemption & Violation	5654	348	132	286	0



Notes

- Fee for Fastag vehicles passing two toll plazas, is collected at two plazas in few cases and therefore section wise traffic details will not be available at one plaza for same.
- All Non-tollable traffic could not be recorded/reported due to unavailability of adequate Lanes & systems. Non-Tollable count includes Reuse of daily/return/monthly pass, exit trips, exemption and violations.
- Reporting (FASTag/Cash/Card) - 12:00:00 AM to 11:59:59 PM.
- Fastag Collection is net of Acquiring Bank Charges
- FASTag Debit Adjustment/Chargeback Received from Bank (Net)
- Double user fee (from cash vehicles entering dedicated Fastag lane) collected from vehicles are reported separately (count and revenue). These are included in vehicle category wise count and revenue.

MONTHLY/DAILY FEE STATEMENT

Project Highway: National Highway NH-48

Day/Month: 06-May-2025

Sr. No.	Name of Toll Plaza Location	Chainage
National Highway NH-48 (from Km. 20+400 to 131+200)		
1	Varsoli	60+050

Type of Vehicle	For corresponding day/month of previous year 6-May-2024		For preceding day/month 5-May-2025		For the day/month reported upon 6-May-2025		
	No. of Vehicles	Fee collected (in lakh Rs.)	No. of Vehicles	Fee collected (in lakh Rs.)	Fee per Vehicle (in Rs.)	No. of Vehicles	Fee collected (in lakh Rs.)
1	2	3	4	5	6	7	8
A –Car (Note-7)	7443	441100	8127	471246	Note-1	8157	479209
B –LCV	871	88322	1005	98276		1231	121399
C- Bus	1164	218168	1194	223430		1349	251204
D –Truck	0	0	0	0		0	0
E -Three-axle vehicle	0	0	0	0		0	0
F -Multi-axle Truck	2602	989399	2630	1000468		2978	1145646
G -Oversized vehicle	0	0	0	0		0	0
FASTag Debit Adjustment/ Chargeback Received from Bank (Net) (Note-5)	0	0	0	2126	Note-5	0	0
H- Total	12080	1736989	12956	1795547		13715	1997458

Day/Month wise Opening Balance of Toll Collection & Traffic

Day	6
Month	5
Year	2025
Toll Depositing Bank	State Bank Of India
Bank Account No.	39177623786

Transaction Type	Car/Jeep Count	Total Car/ Jeep Amount (in Rs.)	Bus/Truck Count	Total Bus / Truck Amount (in Rs.)	LCV Count	Total LCV Amount (in Rs.)	MAV (Multi Axle Vehicle Count)	Total MAV (Multi Axle Vehicle) Amount (in Rs.)	Three Axle Count	Three Axle Count Amount (in Rs.)	FASTag Debit Adjustment/ Chargeback Received from Bank (Net)
1	2	3	4	5	8	9	10	11	12	13	Note-5
Single Journey	4871	229829	1018	167942	812	67864	2483	880024	0	0	0
Monthly Pass Sales	0	0	0	0	0	0	0	0	0	0	0
Daily Pass Sales	2547	179538	313	77487	383	47641	479	254616	0	0	0
Local Pass Sales	0	0	0	0	0	0	0	0	0	0	0
Return Pass Sales	0	0	0	0	0	0	0	0	0	0	0
Double User Fee (FASTag Lane Violation) (Note-6)	739	69842	18	5776	36	5894	16	11006	0	0	0

Total Non-Tollable Traffic Count Entry Details (Note-2)					
Transaction Type	Car/Jeep Count	Bus/Truck Count	LCV Count	MAV (Multi Axle Vehicle Count)	Three Axle Count
1	2	3	5	6	7
Reuse & Exit	2769	342	406	504	0
Exemption & Violation	5522	357	159	309	0



Notes

1. Fee for Fastag vehicles passing two toll plazas, is collected at two plazas in few cases and therefore section wise traffic details will not be available at one plaza for same.
2. All Non-tollable traffic could not be recorded/reported due to unavailability of adequate Lanes & systems. Non-Tollable count includes Reuse of daily/return/monthly pass, exit trips, exemption and violations.
3. Reporting (FASTag/Cash/Card) - 12:00:00 AM to 11:59:59 PM.
4. Fastag Collection is net of Acquiring Bank Charges
5. FASTag Debit Adjustment/Chargeback Received from Bank (Net)
6. Double user fee (from cash vehicles entering dedicated Fastag lane) collected from vehicles are reported separately (count and revenue). These are included in vehicle category wise count and revenue.

MONTHLY/DAILY FEE STATEMENT

Project Highway: National Highway NH-48

Day/Month: 07-May-2025

Sr. No.	Name of Toll Plaza Location	Chainage
National Highway NH-48 (from Km. 20+400 to 131+200)		
1	Varsoli	60+050

Type of Vehicle	For corresponding day/month of previous year 7-May-2024		For preceding day/month 6-May-2025		For the day/month reported upon 7-May-2025		
	No. of Vehicles	Fee collected (in lakh Rs.)	No. of Vehicles	Fee collected (in lakh Rs.)	Fee per Vehicle (in Rs.)	No. of Vehicles	Fee collected (in lakh Rs.)
1	2	3	4	5	6	7	8
A –Car (Note-7)	6955	418418	8157	479209	Note-1	7605	446175
B –LCV	1081	107568	1231	121399		1209	119684
C- Bus	1276	238810	1349	251204		1387	257595
D –Truck	0	0	0	0		0	0
E -Three-axle vehicle	0	0	0	0		0	0
F -Multi-axle Truck	2958	1123110	2978	1145646		3285	1254847
G -Oversized vehicle	0	0	0	0		0	0
FASTag Debit Adjustment/ Chargeback Received from Bank (Net) (Note-5)	0	2177	0	0	Note-5	0	1742
H- Total	12270	1890082	13715	1997458		13486	2080042

Day/Month wise Opening Balance of Toll Collection & Traffic

Day	7
Month	5
Year	2025
Toll Depositing Bank	State Bank Of India
Bank Account No.	39177623786

Transaction Type	Car/Jeep Count	Total Car/ Jeep Amount (in Rs.)	Bus/Truck Count	Total Bus / Truck Amount (in Rs.)	LCV Count	Total LCV Amount (in Rs.)	MAV (Multi Axle Vehicle Count)	Total MAV (Multi Axle Vehicle) Amount (in Rs.)	Three Axle Count	Three Axle Count Amount (in Rs.)	FASTag Debit Adjustment/ Chargeback Received from Bank (Net)
1	2	3	4	5	8	9	10	11	12	13	Note-5
Single Journey	4556	215006	1055	174005	822	68552	2783	987285	0	0	1742
Monthly Pass Sales	0	0	0	0	1	2490	0	0	0	0	0
Daily Pass Sales	2361	166403	318	78970	369	45901	495	263299	0	0	0
Local Pass Sales	0	0	0	0	0	0	0	0	0	0	0
Return Pass Sales	0	0	0	0	0	0	0	0	0	0	0
Double User Fee (FASTag Lane Violation) (Note-6)	688	64766	14	4620	17	2740	7	4262	0	0	0

Total Non-Tollable Traffic Count Entry Details (Note-2)					
Transaction Type	Car/Jeep Count	Bus/Truck Count	LCV Count	MAV (Multi Axle Vehicle Count)	Three Axle Count
1	2	3	5	6	7
Reuse & Exit	2595	353	400	505	0
Exemption & Violation	5631	305	133	255	0



Notes

1. Fee for Fastag vehicles passing two toll plazas, is collected at two plazas in few cases and therefore section wise traffic details will not be available at one plaza for same.
2. All Non-tollable traffic could not be recorded/reported due to unavailability of adequate Lanes & systems. Non-Tollable count includes Reuse of daily/return/monthly pass, exit trips, exemption and violations.
3. Reporting (FASTag/Cash/Card) - 12:00:00 AM to 11:59:59 PM.
4. Fastag Collection is net of Acquiring Bank Charges
5. FASTag Debit Adjustment/Chargeback Received from Bank (Net)
6. Double user fee (from cash vehicles entering dedicated Fastag lane) collected from vehicles are reported separately (count and revenue). These are included in vehicle category wise count and revenue.

MONTHLY/DAILY FEE STATEMENT

Project Highway: National Highway NH-48

Day/Month: 01-May-2025

Sr. No.	Name of Toll Plaza Location	Chainage
National Highway NH-48 (from Km. 20+400 to 131+200)		
1	Shedung	103+350

Type of Vehicle	For corresponding day/month of previous year 1-May-2024		For preceding day/month 30-Apr-2025		For the day/month reported upon 1-May-2025		
	No. of Vehicles	Fee collected (in lakh Rs.)	No. of Vehicles	Fee collected (in lakh Rs.)	Fee per Vehicle (in Rs.)	No. of Vehicles	Fee collected (in lakh Rs.)
1	2	3	4	5	6	7	8
A-Car (Note-7)	12618	789970	12362	741317	Note-1	14116	874577
B-LCV	722	71841	1291	143339		738	79784
C-Bus	849	198674	1327	317917		814	163814
D-Truck	0	0	0	0		0	0
E-Three-axle vehicle	0	0	0	0		0	0
F-Multi-axle Truck	1309	509758	1861	849848		1157	450028
G-Oversized vehicle	0	0	0	0		0	0
FASTag Debit Adjustment/ Chargeback Received from Bank (Net) (Note-5)	0	-307	0	1545	Note-5	0	0
H- Total	15498	1569936	16841	2053967		16825	1568203

Day/Month wise Opening Balance of Toll Collection & Traffic

Day	1
Month	5
Year	2025
Toll Depositing Bank	State Bank Of India
Bank Account No.	39177623786

Transaction Type	Car/Jeep Count	Total Car/ Jeep Amount (in Rs.)	Bus/Truck Count	Total Bus / Truck Amount (in Rs.)	LCV Count	Total LCV Amount (in Rs.)	MAV (Multi Axle Vehicle Count)	Total MAV (Multi Axle Vehicle) Amount (in Rs.)	Three Axle Count	Three Axle Count Amount (in Rs.)	FASTag Debit Adjustment/ Chargeback Received from Bank (Net)
1	2	3	4	5	8	9	10	11	12	13	Note-5
Single Journey	7896	345567	512	87156	539	45582	1003	363098	0	0	0
Monthly Pass Sales	80	61301	0	0	4	8715	1	5331	0	0	0
Daily Pass Sales	4708	333101	282	70058	170	21337	150	79469	0	0	0
Local Pass Sales	0	0	0	0	0	0	0	0	0	0	0
Return Pass Sales	0	0	0	0	0	0	0	0	0	0	0
Double User Fee (FASTag Lane Violation) (Note-6)	1432	134608	20	6600	25	4150	3	2130	0	0	0

Total Non-Tollable Traffic Count Entry Details (Note-2)					
Transaction Type	Car/Jeep Count	Bus/Truck Count	LCV Count	MAV (Multi Axle Vehicle Count)	Three Axle Count
1	2	3	5	6	7
Reuse & Exit	5187	474	216	179	0
Exemption & Violation	5387	173	35	55	0

Notes

1. Fee for Fastag vehicles passing two toll plazas, is collected at two plazas in few cases and therefore section wise traffic details will not be available at one plaza for same.
2. All Non-tollable traffic could not be recorded/reported due to unavailability of adequate Lanes & systems. Non-Tollable count includes Reuse of daily/return/monthly pass, exit trips, exemption and violations.
3. Reporting (FASTag/Cash/Card) - 12:00:00 AM to 11:59:59 PM.
4. Fastag Collection is net of Acquiring Bank Charges
5. FASTag Debit Adjustment/Chargeback Received from Bank (Net)
6. Double user fee (from cash vehicles entering dedicated Fastag lane) collected from vehicles are reported separately (count and revenue). These are included in vehicle category wise count and revenue.



MONTHLY/DAILY FEE STATEMENT

Project Highway: National Highway NH-48

Day/Month: 02-May-2025

Sr. No.	Name of Toll Plaza Location	Chainage
National Highway NH-48 (from Km. 20+400 to 131+200)		
1	Shedung	103+350

Type of Vehicle	For corresponding day/month of previous year 2-May-2024		For preceding day/month 1-May-2025		For the day/month reported upon 2-May-2025		
	No. of Vehicles	Fee collected (in lakh Rs.)	No. of Vehicles	Fee collected (in lakh Rs.)	Fee per Vehicle (in Rs.)	No. of Vehicles	Fee collected (in lakh Rs.)
1	2	3	4	5	6	7	8
A-Car (Note-7)	10741	683944	14116	874577	Note-1	11859	721185
B-LCV	966	103628	738	79784		1022	110570
C-Bus	1052	218385	814	163814		1067	218386
D-Truck	0	0	0	0		0	0
E-Three-axle vehicle	0	0	0	0		0	0
F-Multi-axle Truck	1481	588421	1157	450028		1474	588971
G-Oversized vehicle	0	0	0	0		0	0
FASTag Debit Adjustment/ Chargeback Received from Bank (Net) (Note-5)	0	1160	0	0	Note-5	0	1055
H- Total	14240	1595538	16825	1568203		15422	1640167

Day/Month wise Opening Balance of Toll Collection & Traffic

Day	2
Month	5
Year	2025
Toll Depositing Bank	State Bank Of India
Bank Account No.	39177623786

Transaction Type	Car/Jeep Count	Total Car/ Jeep Amount (in Rs.)	Bus/Truck Count	Total Bus / Truck Amount (in Rs.)	LCV Count	Total LCV Amount (in Rs.)	MAV (Multi Axle Vehicle Count)	Total MAV (Multi Axle Vehicle) Amount (in Rs.)	Three Axle Count	Three Axle Count Amount (in Rs.)	FASTag Debit Adjustment/ Chargeback Received from Bank (Net)
1	2	3	4	5	8	9	10	11	12	13	Note-5
Single Journey	6688	284000	622	105503	618	52959	1152	416554	0	0	1055
Monthly Pass Sales	64	49263	0	0	3	6229	0	0	0	0	0
Daily Pass Sales	3977	281702	416	103313	375	47066	312	165317	0	0	0
Local Pass Sales	0	0	0	0	0	0	0	0	0	0	0
Return Pass Sales	0	0	0	0	0	0	0	0	0	0	0
Double User Fee (FASTag Lane Violation) (Note-6)	1130	106220	29	9570	26	4316	10	7100	0	0	0

Total Non-Tollable Traffic Count Entry Details (Note-2)					
Transaction Type	Car/Jeep Count	Bus/Truck Count	LCV Count	MAV (Multi Axle Vehicle Count)	Three Axle Count
1	2	3	5	6	7
Reuse & Exit	4661	635	430	364	0
Exemption & Violation	5051	216	67	86	0

Notes

1. Fee for Fastag vehicles passing two toll plazas, is collected at two plazas in few cases and therefore section wise traffic details will not be available at one plaza for same.
2. All Non-tollable traffic could not be recorded/reported due to unavailability of adequate Lanes & systems. Non-Tollable count includes Reuse of daily/return/monthly pass, exit trips, exemption and violations.
3. Reporting (FASTag/Cash/Card) - 12:00:00 AM to 11:59:59 PM.
4. Fastag Collection is net of Acquiring Bank Charges
5. FASTag Debit Adjustment/Chargeback Received from Bank (Net)
6. Double user fee (from cash vehicles entering dedicated Fastag lane) collected from vehicles are reported separately (count and revenue). These are included in vehicle category wise count and revenue.



MONTHLY/DAILY FEE STATEMENT

Project Highway: National Highway NH-48

Day/Month: 03-May-2025

Sr. No.	Name of Toll Plaza Location	Chainage
National Highway NH-48 (from Km. 20+400 to 131+200)		
1	Shedung	103+350

Type of Vehicle	For corresponding day/month of previous year 3-May-2024		For preceding day/month 2-May-2025		For the day/month reported upon 3-May-2025		
	No. of Vehicles	Fee collected (in lakh Rs.)	No. of Vehicles	Fee collected (in lakh Rs.)	Fee per Vehicle (in Rs.)	No. of Vehicles	Fee collected (in lakh Rs.)
1	2	3	4	5	6	7	8
A-Car (Note-7)	10904	647568	11859	721185	Note-1	14636	854371
B-LCV	1210	120632	1022	110570		1199	123269
C-Bus	1234	255568	1067	218386		1156	238334
D-Truck	0	0	0	0		0	0
E-Three-axle vehicle	0	0	0	0		0	0
F-Multi-axle Truck	1719	682643	1474	588971		1713	690915
G-Oversized vehicle	0	0	0	0		0	0
FASTag Debit Adjustment/ Chargeback Received from Bank (Net) (Note-5)	0	893	0	1055	Note-5	0	740
H- Total	15067	1707304	15422	1640167		18704	1907629

Day/Month wise Opening Balance of Toll Collection & Traffic

Day	3
Month	5
Year	2025
Toll Depositing Bank	State Bank Of India
Bank Account No.	39177623786

Transaction Type	Car/Jeep Count	Total Car/ Jeep Amount (in Rs.)	Bus/Truck Count	Total Bus / Truck Amount (in Rs.)	LCV Count	Total LCV Amount (in Rs.)	MAV (Multi Axle Vehicle Count)	Total MAV (Multi Axle Vehicle) Amount (in Rs.)	Three Axle Count	Three Axle Count Amount (in Rs.)	FASTag Debit Adjustment/ Chargeback Received from Bank (Net)
1	2	3	4	5	8	9	10	11	12	13	Note-5
Single Journey	8380	367646	667	113730	743	63604	1321	480305	0	0	740
Monthly Pass Sales	16	8894	0	0	1	1258	0	0	0	0	0
Daily Pass Sales	4686	331755	445	110083	418	52265	377	199960	0	0	0
Local Pass Sales	0	0	0	0	0	0	0	0	0	0	0
Return Pass Sales	0	0	0	0	0	0	0	0	0	0	0
Double User Fee (FASTag Lane Violation) (Note-6)	1554	146076	44	14520	37	6142	15	10650	0	0	0

Total Non-Tollable Traffic Count Entry Details (Note-2)					
Transaction Type	Car/Jeep Count	Bus/Truck Count	LCV Count	MAV (Multi Axle Vehicle Count)	Three Axle Count
1	2	3	5	6	7
Reuse & Exit	5435	640	474	468	0
Exemption & Violation	5091	220	73	103	0

Notes

- Fee for Fastag vehicles passing two toll plazas, is collected at two plazas in few cases and therefore section wise traffic details will not be available at one plaza for same.
- All Non-tollable traffic could not be recorded/reported due to unavailability of adequate Lanes & systems. Non-Tollable count includes Reuse of daily/return/monthly pass, exit trips, exemption and violations.
- Reporting (FASTag/Cash/Card) - 12:00:00 AM to 11:59:59 PM.
- Fastag Collection is net of Acquiring Bank Charges
- FASTag Debit Adjustment/Chargeback Received from Bank (Net)
- Double user fee (from cash vehicles entering dedicated Fastag lane) collected from vehicles are reported separately (count and revenue). These are included in vehicle category wise count and revenue.



MONTHLY/DAILY FEE STATEMENT

Project Highway: National Highway NH-48

Day/Month: 04-May-2025

Sr. No.	Name of Toll Plaza Location	Chainage
National Highway NH-48 (from Km. 20+400 to 131+200)		
1	Shedung	103+350

Type of Vehicle	For corresponding day/month of previous year 4-May-2024		For preceding day/month 3-May-2025		For the day/month reported upon 4-May-2025		
	No. of Vehicles	Fee collected (in lakh Rs.)	No. of Vehicles	Fee collected (in lakh Rs.)	Fee per Vehicle (in Rs.)	No. of Vehicles	Fee collected (in lakh Rs.)
1	2	3	4	5	6	7	8
A-Car (Note-7)	13265	779251	14636	854371	Note-1	14815	870656
B-LCV	1104	117975	1199	123269		744	83138
C-Bus	1206	245353	1156	238334		837	173868
D-Truck	0	0	0	0		0	0
E-Three-axle vehicle	0	0	0	0		0	0
F-Multi-axle Truck	1800	727066	1713	690915		1365	541944
G-Oversized vehicle	0	0	0	0		0	0
FASTag Debit Adjustment/ Chargeback Received from Bank (Net) (Note-5)	0	1455	0	740	Note-5	0	-47
H- Total	17375	1871100	18704	1907629		17761	1669559

Day/Month wise Opening Balance of Toll Collection & Traffic

Day	4
Month	5
Year	2025
Toll Depositing Bank	State Bank Of India
Bank Account No.	39177623786

Transaction Type	Car/Jeep Count	Total Car/ Jeep Amount (in Rs.)	Bus/Truck Count	Total Bus / Truck Amount (in Rs.)	LCV Count	Total LCV Amount (in Rs.)	MAV (Multi Axle Vehicle Count)	Total MAV (Multi Axle Vehicle) Amount (in Rs.)	Three Axle Count	Three Axle Count Amount (in Rs.)	FASTag Debit Adjustment/ Chargeback Received from Bank (Net)
1	2	3	4	5	8	9	10	11	12	13	Note-5
Single Journey	8476	374471	519	88637	503	42739	1077	387601	0	0	-47
Monthly Pass Sales	14	11320	1	4941	4	9942	0	0	0	0	0
Daily Pass Sales	4716	333619	296	73360	218	27303	279	147954	0	0	0
Local Pass Sales	0	0	0	0	0	0	0	0	0	0	0
Return Pass Sales	0	0	0	0	0	0	0	0	0	0	0
Double User Fee (FASTag Lane Violation) (Note-6)	1609	151246	21	6930	19	3154	9	6390	0	0	0

Total Non-Tollable Traffic Count Entry Details (Note-2)					
Transaction Type	Car/Jeep Count	Bus/Truck Count	LCV Count	MAV (Multi Axle Vehicle Count)	Three Axle Count
1	2	3	5	6	7
Reuse & Exit	5291	487	270	332	0
Exemption & Violation	5046	167	30	61	0

Notes

1. Fee for Fastag vehicles passing two toll plazas, is collected at two plazas in few cases and therefore section wise traffic details will not be available at one plaza for same.
2. All Non-tollable traffic could not be recorded/reported due to unavailability of adequate Lanes & systems. Non-Tollable count includes Reuse of daily/return/monthly pass, exit trips, exemption and violations.
3. Reporting (FASTag/Cash/Card) - 12:00:00 AM to 11:59:59 PM.
4. Fastag Collection is net of Acquiring Bank Charges
5. FASTag Debit Adjustment/Chargeback Received from Bank (Net)
6. Double user fee (from cash vehicles entering dedicated Fastag lane) collected from vehicles are reported separately (count and revenue). These are included in vehicle category wise count and revenue.



MONTHLY/DAILY FEE STATEMENT

Project Highway: National Highway NH-48

Day/Month: 05-May-2025

Sr. No.	Name of Toll Plaza Location	Chainage
National Highway NH-48 (from Km. 20+400 to 131+200)		
1	Shedung	103+350

Type of Vehicle	For corresponding day/month of previous year 5-May-2024		For preceding day/month 4-May-2025		For the day/month reported upon 5-May-2025		
	No. of Vehicles	Fee collected (in lakh Rs.)	No. of Vehicles	Fee collected (in lakh Rs.)	Fee per Vehicle (in Rs.)	No. of Vehicles	Fee collected (in lakh Rs.)
1	2	3	4	5	6	7	8
A-Car (Note-7)	13440	790919	14815	870656	Note-1	11561	669944
B-LCV	624	60130	744	83138		951	96981
C-Bus	882	177832	837	173868		1085	222745
D-Truck	0	0	0	0		0	0
E-Three-axle vehicle	0	0	0	0		0	0
F-Multi-axle Truck	1314	515818	1365	541944		1705	696733
G-Oversized vehicle	0	0	0	0		0	0
FASTag Debit Adjustment/ Chargeback Received from Bank (Net) (Note-5)	0	0	0	-47	Note-5	0	1968
H- Total	16260	1544698	17761	1669559		15302	1688371

Day/Month wise Opening Balance of Toll Collection & Traffic

Day	5
Month	5
Year	2025
Toll Depositing Bank	State Bank Of India
Bank Account No.	39177623786

Transaction Type	Car/Jeep Count	Total Car/ Jeep Amount (in Rs.)	Bus/Truck Count	Total Bus / Truck Amount (in Rs.)	LCV Count	Total LCV Amount (in Rs.)	MAV (Multi Axle Vehicle Count)	Total MAV (Multi Axle Vehicle) Amount (in Rs.)	Three Axle Count	Three Axle Count Amount (in Rs.)	FASTag Debit Adjustment/ Chargeback Received from Bank (Net)
1	2	3	4	5	8	9	10	11	12	13	Note-5
Single Journey	6462	274640	626	106311	595	51443	1259	456077	0	0	1968
Monthly Pass Sales	10	7786	0	0	0	0	0	0	0	0	0
Daily Pass Sales	3912	276880	425	105214	330	41222	420	222196	0	0	0
Local Pass Sales	0	0	0	0	0	0	0	0	0	0	0
Return Pass Sales	0	0	0	0	0	0	0	0	0	0	0
Double User Fee (FASTag Lane Violation) (Note-6)	1177	110638	34	11220	26	4316	26	18460	0	0	0

Total Non-Tollable Traffic Count Entry Details (Note-2)					
Transaction Type	Car/Jeep Count	Bus/Truck Count	LCV Count	MAV (Multi Axle Vehicle Count)	Three Axle Count
1	2	3	5	6	7
Reuse & Exit	4684	621	395	536	0
Exemption & Violation	5250	195	49	115	0

Notes

1. Fee for Fastag vehicles passing two toll plazas, is collected at two plazas in few cases and therefore section wise traffic details will not be available at one plaza for same.
2. All Non-tollable traffic could not be recorded/reported due to unavailability of adequate Lanes & systems. Non-Tollable count includes Reuse of daily/return/monthly pass, exit trips, exemption and violations.
3. Reporting (FASTag/Cash/Card) - 12:00:00 AM to 11:59:59 PM.
4. Fastag Collection is net of Acquiring Bank Charges
5. FASTag Debit Adjustment/Chargeback Received from Bank (Net)
6. Double user fee (from cash vehicles entering dedicated Fastag lane) collected from vehicles are reported separately (count and revenue). These are included in vehicle category wise count and revenue.



MONTHLY/DAILY FEE STATEMENT

Project Highway: National Highway NH-48

Day/Month: 06-May-2025

Sr. No.	Name of Toll Plaza Location	Chainage
National Highway NH-48 (from Km. 20+400 to 131+200)		
1	Shedung	103+350

Type of Vehicle	For corresponding day/month of previous year 6-May-2024		For preceding day/month 5-May-2025		For the day/month reported upon 6-May-2025		
	No. of Vehicles	Fee collected (in lakh Rs.)	No. of Vehicles	Fee collected (in lakh Rs.)	Fee per Vehicle (in Rs.)	No. of Vehicles	Fee collected (in lakh Rs.)
1	2	3	4	5	6	7	8
A-Car (Note-7)	10007	578131	11561	669944	Note-1	11139	651516
B-LCV	968	97411	951	96981		1113	111451
C-Bus	1079	219822	1085	222745		1128	233484
D-Truck	0	0	0	0		0	0
E-Three-axle vehicle	0	0	0	0		0	0
F-Multi-axle Truck	1702	670152	1705	696733		1586	644953
G-Oversized vehicle	0	0	0	0		0	0
FASTag Debit Adjustment/ Chargeback Received from Bank (Net) (Note-5)	0	0	0	1968	Note-5	0	-47
H- Total	13756	1565517	15302	1688371		14966	1641357

Day/Month wise Opening Balance of Toll Collection & Traffic

Day	6
Month	5
Year	2025
Toll Depositing Bank	State Bank Of India
Bank Account No.	39177623786

Transaction Type	Car/Jeep Count	Total Car/ Jeep Amount (in Rs.)	Bus/Truck Count	Total Bus / Truck Amount (in Rs.)	LCV Count	Total LCV Amount (in Rs.)	MAV (Multi Axle Vehicle Count)	Total MAV (Multi Axle Vehicle) Amount (in Rs.)	Three Axle Count	Three Axle Count Amount (in Rs.)	FASTag Debit Adjustment/ Chargeback Received from Bank (Net)
1	2	3	4	5	8	9	10	11	12	13	Note-5
Single Journey	5851	246166	647	110162	721	61480	1195	433988	0	0	-47
Monthly Pass Sales	8	4971	0	0	0	0	0	0	0	0	0
Daily Pass Sales	4139	293125	430	106492	370	46319	373	198185	0	0	0
Local Pass Sales	0	0	0	0	0	0	0	0	0	0	0
Return Pass Sales	0	0	0	0	0	0	0	0	0	0	0
Double User Fee (FASTag Lane Violation) (Note-6)	1141	107254	51	16830	22	3652	18	12780	0	0	0

Total Non-Tollable Traffic Count Entry Details (Note-2)					
Transaction Type	Car/Jeep Count	Bus/Truck Count	LCV Count	MAV (Multi Axle Vehicle Count)	Three Axle Count
1	2	3	5	6	7
Reuse & Exit	4914	626	431	478	0
Exemption & Violation	5557	231	43	174	0

Notes

1. Fee for Fastag vehicles passing two toll plazas, is collected at two plazas in few cases and therefore section wise traffic details will not be available at one plaza for same.
2. All Non-tollable traffic could not be recorded/reported due to unavailability of adequate Lanes & systems. Non-Tollable count includes Reuse of daily/return/monthly pass, exit trips, exemption and violations.
3. Reporting (FASTag/Cash/Card) - 12:00:00 AM to 11:59:59 PM.
4. Fastag Collection is net of Acquiring Bank Charges
5. FASTag Debit Adjustment/Chargeback Received from Bank (Net)
6. Double user fee (from cash vehicles entering dedicated Fastag lane) collected from vehicles are reported separately (count and revenue). These are included in vehicle category wise count and revenue.



MONTHLY/DAILY FEE STATEMENT

Project Highway: National Highway NH-48

Day/Month: 07-May-2025

Sr. No.	Name of Toll Plaza Location	Chainage
National Highway NH-48 (from Km. 20+400 to 131+200)		
1	Shedung	103+350

Type of Vehicle	For corresponding day/month of previous year 7-May-2024		For preceding day/month 6-May-2025		For the day/month reported upon 7-May-2025		
	No. of Vehicles	Fee collected (in lakh Rs.)	No. of Vehicles	Fee collected (in lakh Rs.)	Fee per Vehicle (in Rs.)	No. of Vehicles	Fee collected (in lakh Rs.)
1	2	3	4	5	6	7	8
A-Car (Note-7)	9621	569229	11139	651516	Note-1	10716	628303
B-LCV	1127	115422	1113	111451		1137	115166
C-Bus	1130	230650	1128	233484		1179	242022
D-Truck	0	0	0	0		0	0
E-Three-axle vehicle	0	0	0	0		0	0
F-Multi-axle Truck	1721	688126	1586	644953		1652	668155
G-Oversized vehicle	0	0	0	0		0	0
FASTag Debit Adjustment/ Chargeback Received from Bank (Net) (Note-5)	0	2526	0	-47	Note-5	0	1877
H- Total	13599	1605952	14966	1641357		14684	1655522

Day/Month wise Opening Balance of Toll Collection & Traffic

Day	7
Month	5
Year	2025
Toll Depositing Bank	State Bank Of India
Bank Account No.	39177623786

Transaction Type	Car/Jeep Count	Total Car/ Jeep Amount (in Rs.)	Bus/Truck Count	Total Bus / Truck Amount (in Rs.)	LCV Count	Total LCV Amount (in Rs.)	MAV (Multi Axle Vehicle Count)	Total MAV (Multi Axle Vehicle) Amount (in Rs.)	Three Axle Count	Three Axle Count Amount (in Rs.)	FASTag Debit Adjustment/ Chargeback Received from Bank (Net)
1	2	3	4	5	8	9	10	11	12	13	Note-5
Single Journey	5688	243294	698	118286	704	59932	1252	454547	0	0	1877
Monthly Pass Sales	4	4582	0	0	0	0	0	0	0	0	0
Daily Pass Sales	3961	280576	424	104926	411	51582	393	208638	0	0	0
Local Pass Sales	0	0	0	0	0	0	0	0	0	0	0
Return Pass Sales	0	0	0	0	0	0	0	0	0	0	0
Double User Fee (FASTag Lane Violation) (Note-6)	1063	99852	57	18810	22	3652	7	4970	0	0	0

Total Non-Tollable Traffic Count Entry Details (Note-2)					
Transaction Type	Car/Jeep Count	Bus/Truck Count	LCV Count	MAV (Multi Axle Vehicle Count)	Three Axle Count
1	2	3	5	6	7
Reuse & Exit	4769	629	476	498	0
Exemption & Violation	5311	235	53	120	0

Notes

- Fee for Fastag vehicles passing two toll plazas, is collected at two plazas in few cases and therefore section wise traffic details will not be available at one plaza for same.
- All Non-tollable traffic could not be recorded/reported due to unavailability of adequate Lanes & systems. Non-Tollable count includes Reuse of daily/return/monthly pass, exit trips, exemption and violations.
- Reporting (FASTag/Cash/Card) - 12:00:00 AM to 11:59:59 PM.
- Fastag Collection is net of Acquiring Bank Charges
- FASTag Debit Adjustment/Chargeback Received from Bank (Net)
- Double user fee (from cash vehicles entering dedicated Fastag lane) collected from vehicles are reported separately (count and revenue). These are included in vehicle category wise count and revenue.



MONTHLY/DAILY FEE STATEMENT

Project Highway: National Highway NH-48

Day/Month: 01-May-2025

Sr. No.	Name of Toll Plaza Location	Chainage
National Highway NH-48 (from Km. 20+400 to 131+200)		
1	Shilphata	103+350

Type of Vehicle	For corresponding day/month of previous year 1-May-2024		For preceding day/month 30-Apr-2025		For the day/month reported upon 1-May-2025		
	No. of Vehicles	Fee collected (in lakh Rs.)	No. of Vehicles	Fee collected (in lakh Rs.)	Fee per Vehicle (in Rs.)	No. of Vehicles	Fee collected (in lakh Rs.)
1	2	3	4	5	6	7	8
A-Car (Note-7)	8880	564339	8359	481315	Note-1	10171	617184
B-LCV	787	81389	918	100069		776	80377
C-Bus	2184	411678	2571	480228		2213	409258
D-Truck	0	0	0	0		0	0
E-Three-axle vehicle	0	0	0	0		0	0
F-Multi-axle Truck	4564	1719056	4644	1742464		4604	1692298
G-Oversized vehicle	0	0	0	0		0	0
FASTag Debit Adjustment/ Chargeback Received from Bank (Net) (Note-5)	0	0	0	733	Note-5	0	0
H- Total	16415	2776462	16492	2804808		17764	2799118

Day/Month wise Opening Balance of Toll Collection & Traffic

Day	1
Month	5
Year	2025
Toll Depositing Bank	State Bank Of India
Bank Account No.	39177623786

Transaction Type	Car/Jeep Count	Total Car/ Jeep Amount (in Rs.)	Bus/Truck Count	Total Bus / Truck Amount (in Rs.)	LCV Count	Total LCV Amount (in Rs.)	MAV (Multi Axle Vehicle Count)	Total MAV (Multi Axle Vehicle) Amount (in Rs.)	Three Axle Count	Three Axle Count Amount (in Rs.)	FASTag Debit Adjustment/ Chargeback Received from Bank (Net)
1	2	3	4	5	8	9	10	11	12	13	Note-5
Single Journey	6638	306973	1784	295059	611	50666	4283	1518087	0	0	0
Monthly Pass Sales	60	35667	1	4941	4	8715	0	0	0	0	0
Daily Pass Sales	2209	155728	382	94078	134	16515	295	155751	0	0	0
Local Pass Sales	0	0	0	0	0	0	0	0	0	0	0
Return Pass Sales	0	0	0	0	0	0	0	0	0	0	0
Double User Fee (FASTag Lane Violation) (Note-6)	1264	118816	46	15180	27	4482	26	18460	0	0	0

Total Non-Tollable Traffic Count Entry Details (Note-2)					
Transaction Type	Car/Jeep Count	Bus/Truck Count	LCV Count	MAV (Multi Axle Vehicle Count)	Three Axle Count
1	2	3	5	6	7
Reuse & Exit	2577	432	170	337	0
Exemption & Violation	5537	227	58	95	0

Notes

1. Fee for Fastag vehicles passing two toll plazas, is collected at two plazas in few cases and therefore section wise traffic details will not be available at one plaza for same.
2. All Non-tollable traffic could not be recorded/reported due to unavailability of adequate Lanes & systems. Non-Tollable count includes Reuse of daily/return/monthly pass, exit trips, exemption and violations.
3. Reporting (FASTag/Cash/Card) - 12:00:00 AM to 11:59:59 PM.
4. Fastag Collection is net of Acquiring Bank Charges
5. FASTag Debit Adjustment/Chargeback Received from Bank (Net)
6. Double user fee (from cash vehicles entering dedicated Fastag lane) collected from vehicles are reported separately (count and revenue). These are included in vehicle category wise count and revenue.



MONTHLY/DAILY FEE STATEMENT

Project Highway: National Highway NH-48

Day/Month: 02-May-2025

Sr. No.	Name of Toll Plaza Location	Chainage
National Highway NH-48 (from Km. 20+400 to 131+200)		
1	Shilphata	103+350

Type of Vehicle	For corresponding day/month of previous year 2-May-2024		For preceding day/month 1-May-2025		For the day/month reported upon 2-May-2025		
	No. of Vehicles	Fee collected (in lakh Rs.)	No. of Vehicles	Fee collected (in lakh Rs.)	Fee per Vehicle (in Rs.)	No. of Vehicles	Fee collected (in lakh Rs.)
1	2	3	4	5	6	7	8
A –Car (Note-7)	8377	523273	10171	617184	Note-1	8504	515021
B –LCV	929	98402	776	80377		894	94131
C- Bus	2371	445318	2213	409258		2269	423128
D –Truck	0	0	0	0		0	0
E -Three-axle vehicle	0	0	0	0		0	0
F -Multi-axle Truck	4141	1551532	4604	1692298		3992	1500588
G -Oversized vehicle	0	0	0	0	0	0	
FASTag Debit Adjustment/ Chargeback Received from Bank (Net) (Note-5)	0	1570	0	0	Note-5	0	1501
H- Total	15818	2620095	17764	2799118		15659	2534369

Day/Month wise Opening Balance of Toll Collection & Traffic

Day	2
Month	5
Year	2025
Toll Depositing Bank	State Bank Of India
Bank Account No.	39177623786

Transaction Type	Car/Jeep Count	Total Car/ Jeep Amount (in Rs.)	Bus/Truck Count	Total Bus / Truck Amount (in Rs.)	LCV Count	Total LCV Amount (in Rs.)	MAV (Multi Axle Vehicle Count)	Total MAV (Multi Axle Vehicle) Amount (in Rs.)	Three Axle Count	Three Axle Count Amount (in Rs.)	FASTag Debit Adjustment/ Chargeback Received from Bank (Net)
1	2	3	4	5	8	9	10	11	12	13	Note-5
Single Journey	5450	250237	1721	284900	639	53351	3542	1256735	0	0	1501
Monthly Pass Sales	53	28509	0	0	5	8744	0	0	0	0	0
Daily Pass Sales	1949	137386	505	124038	223	27553	418	221134	0	0	0
Local Pass Sales	0	0	0	0	0	0	0	0	0	0	0
Return Pass Sales	0	0	0	0	0	0	0	0	0	0	0
Double User Fee (FASTag Lane Violation) (Note-6)	1052	98888	43	14190	27	4482	32	22720	0	0	0

Total Non-Tollable Traffic Count Entry Details (Note-2)					
Transaction Type	Car/Jeep Count	Bus/Truck Count	LCV Count	MAV (Multi Axle Vehicle Count)	Three Axle Count
1	2	3	5	6	7
Reuse & Exit	2414	548	272	445	0
Exemption & Violation	5035	225	77	157	0



Notes

1. Fee for Fastag vehicles passing two toll plazas, is collected at two plazas in few cases and therefore section wise traffic details will not be available at one plaza for same.
2. All Non-tollable traffic could not be recorded/reported due to unavailability of adequate Lanes & systems. Non-Tollable count includes Reuse of daily/return/monthly pass, exit trips, exemption and violations.
3. Reporting (FASTag/Cash/Card) - 12:00:00 AM to 11:59:59 PM.
4. Fastag Collection is net of Acquiring Bank Charges
5. FASTag Debit Adjustment/Chargeback Received from Bank (Net)
6. Double user fee (from cash vehicles entering dedicated Fastag lane) collected from vehicles are reported separately (count and revenue). These are included in vehicle category wise count and revenue.

MONTHLY/DAILY FEE STATEMENT

Project Highway: National Highway NH-48

Day/Month: 03-May-2025

Sr. No.	Name of Toll Plaza Location	Chainage
National Highway NH-48 (from Km. 20+400 to 131+200)		
1	Shilphata	103+350

Type of Vehicle	For corresponding day/month of previous year 3-May-2024		For preceding day/month 2-May-2025		For the day/month reported upon 3-May-2025		
	No. of Vehicles	Fee collected (in lakh Rs.)	No. of Vehicles	Fee collected (in lakh Rs.)	Fee per Vehicle (in Rs.)	No. of Vehicles	Fee collected (in lakh Rs.)
1	2	3	4	5	6	7	8
A-Car (Note-7)	7967	476584	8504	515021	Note-1	9386	548566
B-LCV	981	95223	894	94131		1020	98535
C-Bus	2541	469936	2269	423128		2546	471639
D-Truck	0	0	0	0		0	0
E-Three-axle vehicle	0	0	0	0		0	0
F-Multi-axle Truck	4938	1861772	3992	1500588		5059	1903200
G-Oversized vehicle	0	0	0	0		0	0
FASTag Debit Adjustment/ Chargeback Received from Bank (Net) (Note-5)	0	1987	0	1501	Note-5	0	443
H- Total	16427	2905503	15659	2534369		18011	3022382

Day/Month wise Opening Balance of Toll Collection & Traffic

Day	3
Month	5
Year	2025
Toll Depositing Bank	State Bank Of India
Bank Account No.	39177623786

Transaction Type	Car/Jeep Count	Total Car/ Jeep Amount (in Rs.)	Bus/Truck Count	Total Bus / Truck Amount (in Rs.)	LCV Count	Total LCV Amount (in Rs.)	MAV (Multi Axle Vehicle Count)	Total MAV (Multi Axle Vehicle) Amount (in Rs.)	Three Axle Count	Three Axle Count Amount (in Rs.)	FASTag Debit Adjustment/ Chargeback Received from Bank (Net)
1	2	3	4	5	8	9	10	11	12	13	Note-5
Single Journey	6118	281883	1966	325199	726	60280	4519	1603495	0	0	443
Monthly Pass Sales	15	8894	0	0	0	0	1	5331	0	0	0
Daily Pass Sales	2041	143860	532	130599	250	30951	489	258874	0	0	0
Local Pass Sales	0	0	0	0	0	0	0	0	0	0	0
Return Pass Sales	0	0	0	0	0	0	0	0	0	0	0
Double User Fee (FASTag Lane Violation) (Note-6)	1212	113928	48	15840	44	7304	50	35500	0	0	0

Total Non-Tollable Traffic Count Entry Details (Note-2)					
Transaction Type	Car/Jeep Count	Bus/Truck Count	LCV Count	MAV (Multi Axle Vehicle Count)	Three Axle Count
1	2	3	5	6	7
Reuse & Exit	2555	594	308	518	0
Exemption & Violation	4950	247	99	178	0



Notes

1. Fee for Fastag vehicles passing two toll plazas, is collected at two plazas in few cases and therefore section wise traffic details will not be available at one plaza for same.
2. All Non-tollable traffic could not be recorded/reported due to unavailability of adequate Lanes & systems. Non-Tollable count includes Reuse of daily/return/monthly pass, exit trips, exemption and violations.
3. Reporting (FASTag/Cash/Card) - 12:00:00 AM to 11:59:59 PM.
4. Fastag Collection is net of Acquiring Bank Charges
5. FASTag Debit Adjustment/Chargeback Received from Bank (Net)
6. Double user fee (from cash vehicles entering dedicated Fastag lane) collected from vehicles are reported separately (count and revenue). These are included in vehicle category wise count and revenue.

MONTHLY/DAILY FEE STATEMENT

Project Highway: National Highway NH-48

Day/Month: 04-May-2025

Sr. No.	Name of Toll Plaza Location	Chainage
National Highway NH-48 (from Km. 20+400 to 131+200)		
1	Shilphata	103+350

Type of Vehicle	For corresponding day/month of previous year 4-May-2024		For preceding day/month 3-May-2025		For the day/month reported upon 4-May-2025		
	No. of Vehicles	Fee collected (in lakh Rs.)	No. of Vehicles	Fee collected (in lakh Rs.)	Fee per Vehicle (in Rs.)	No. of Vehicles	Fee collected (in lakh Rs.)
1	2	3	4	5	6	7	8
A –Car (Note-7)	8924	531297	9386	548566	Note-1	10230	593975
B –LCV	993	95876	1020	98535		708	66044
C- Bus	2574	484076	2546	471639		2040	379790
D –Truck	0	0	0	0		0	0
E -Three-axle vehicle	0	0	0	0		0	0
F -Multi-axle Truck	5037	1904477	5059	1903200		4325	1601553
G -Oversized vehicle	0	0	0	0		0	0
FASTag Debit Adjustment/ Chargeback Received from Bank (Net) (Note-5)	0	688	0	443	Note-5	0	0
H- Total	17528	3016414	18011	3022382		17303	2641362

Day/Month wise Opening Balance of Toll Collection & Traffic

Day	4
Month	5
Year	2025
Toll Depositing Bank	State Bank Of India
Bank Account No.	39177623786

Transaction Type	Car/Jeep Count	Total Car/ Jeep Amount (in Rs.)	Bus/Truck Count	Total Bus / Truck Amount (in Rs.)	LCV Count	Total LCV Amount (in Rs.)	MAV (Multi Axle Vehicle Count)	Total MAV (Multi Axle Vehicle) Amount (in Rs.)	Three Axle Count	Three Axle Count Amount (in Rs.)	FASTag Debit Adjustment/ Chargeback Received from Bank (Net)
1	2	3	4	5	8	9	10	11	12	13	Note-5
Single Journey	6649	309258	1606	265465	554	46042	3965	1407761	0	0	0
Monthly Pass Sales	4	1437	1	4941	0	0	0	0	0	0	0
Daily Pass Sales	2254	158918	400	98493	129	15851	336	176752	0	0	0
Local Pass Sales	0	0	0	0	0	0	0	0	0	0	0
Return Pass Sales	0	0	0	0	0	0	0	0	0	0	0
Double User Fee (FASTag Lane Violation) (Note-6)	1323	124362	33	10890	25	4150	24	17040	0	0	0

Total Non-Tollable Traffic Count Entry Details (Note-2)					
Transaction Type	Car/Jeep Count	Bus/Truck Count	LCV Count	MAV (Multi Axle Vehicle Count)	Three Axle Count
1	2	3	5	6	7
Reuse & Exit	2723	459	171	350	0
Exemption & Violation	6160	243	50	125	0



Notes

1. Fee for Fastag vehicles passing two toll plazas, is collected at two plazas in few cases and therefore section wise traffic details will not be available at one plaza for same.
2. All Non-tollable traffic could not be recorded/reported due to unavailability of adequate Lanes & systems. Non-Tollable count includes Reuse of daily/return/monthly pass, exit trips, exemption and violations.
3. Reporting (FASTag/Cash/Card) - 12:00:00 AM to 11:59:59 PM.
4. Fastag Collection is net of Acquiring Bank Charges
5. FASTag Debit Adjustment/Chargeback Received from Bank (Net)
6. Double user fee (from cash vehicles entering dedicated Fastag lane) collected from vehicles are reported separately (count and revenue). These are included in vehicle category wise count and revenue.

MONTHLY/DAILY FEE STATEMENT

Project Highway: National Highway NH-48

Day/Month: 05-May-2025

Sr. No.	Name of Toll Plaza Location	Chainage
National Highway NH-48 (from Km. 20+400 to 131+200)		
1	Shilphata	103+350

Type of Vehicle	For corresponding day/month of previous year 5-May-2024		For preceding day/month 4-May-2025		For the day/month reported upon 5-May-2025		
	No. of Vehicles	Fee collected (in lakh Rs.)	No. of Vehicles	Fee collected (in lakh Rs.)	Fee per Vehicle (in Rs.)	No. of Vehicles	Fee collected (in lakh Rs.)
1	2	3	4	5	6	7	8
A –Car (Note-7)	9567	577673	10230	593975	Note-1	8804	506129
B –LCV	750	73735	708	66044		853	82294
C- Bus	2132	394925	2040	379790		2368	443591
D –Truck	0	0	0	0		0	0
E -Three-axle vehicle	0	0	0	0		0	0
F -Multi-axle Truck	4336	1610278	4325	1601553		4224	1581624
G -Oversized vehicle	0	0	0	0	0	0	
FASTag Debit Adjustment/ Chargeback Received from Bank (Net) (Note-5)	0	0	0	0	Note-5	0	1372
H- Total	16785	2656611	17303	2641362		16249	2615010

Day/Month wise Opening Balance of Toll Collection & Traffic

Day	5
Month	5
Year	2025
Toll Depositing Bank	State Bank Of India
Bank Account No.	39177623786

Transaction Type	Car/Jeep Count	Total Car/ Jeep Amount (in Rs.)	Bus/Truck Count	Total Bus / Truck Amount (in Rs.)	LCV Count	Total LCV Amount (in Rs.)	MAV (Multi Axle Vehicle Count)	Total MAV (Multi Axle Vehicle) Amount (in Rs.)	Three Axle Count	Three Axle Count Amount (in Rs.)	FASTag Debit Adjustment/ Chargeback Received from Bank (Net)
1	2	3	4	5	8	9	10	11	12	13	Note-5
Single Journey	5768	264441	1769	292530	609	50668	3788	1345034	0	0	1372
Monthly Pass Sales	7	3564	0	0	0	0	0	0	0	0	0
Daily Pass Sales	1984	139894	552	135551	208	25650	403	213160	0	0	0
Local Pass Sales	0	0	0	0	0	0	0	0	0	0	0
Return Pass Sales	0	0	0	0	0	0	0	0	0	0	0
Double User Fee (FASTag Lane Violation) (Note-6)	1045	98230	47	15510	36	5976	33	23430	0	0	0

Total Non-Tollable Traffic Count Entry Details (Note-2)					
Transaction Type	Car/Jeep Count	Bus/Truck Count	LCV Count	MAV (Multi Axle Vehicle Count)	Three Axle Count
1	2	3	5	6	7
Reuse & Exit	2495	611	259	423	0
Exemption & Violation	6018	252	87	175	0



Notes

1. Fee for Fastag vehicles passing two toll plazas, is collected at two plazas in few cases and therefore section wise traffic details will not be available at one plaza for same.
2. All Non-tollable traffic could not be recorded/reported due to unavailability of adequate Lanes & systems. Non-Tollable count includes Reuse of daily/return/monthly pass, exit trips, exemption and violations.
3. Reporting (FASTag/Cash/Card) - 12:00:00 AM to 11:59:59 PM.
4. Fastag Collection is net of Acquiring Bank Charges
5. FASTag Debit Adjustment/Chargeback Received from Bank (Net)
6. Double user fee (from cash vehicles entering dedicated Fastag lane) collected from vehicles are reported separately (count and revenue). These are included in vehicle category wise count and revenue.

MONTHLY/DAILY FEE STATEMENT

Project Highway: National Highway NH-48

Day/Month: 06-May-2025

Sr. No.	Name of Toll Plaza Location	Chainage
National Highway NH-48 (from Km. 20+400 to 131+200)		
1	Shilphata	103+350

Type of Vehicle	For corresponding day/month of previous year 6-May-2024		For preceding day/month 5-May-2025		For the day/month reported upon 6-May-2025		
	No. of Vehicles	Fee collected (in lakh Rs.)	No. of Vehicles	Fee collected (in lakh Rs.)	Fee per Vehicle (in Rs.)	No. of Vehicles	Fee collected (in lakh Rs.)
1	2	3	4	5	6	7	8
A-Car (Note-7)	8288	497552	8804	506129	Note-1	8051	465699
B-LCV	1008	97842	853	82294		900	90635
C-Bus	2391	449473	2368	443591		2445	456851
D-Truck	0	0	0	0		0	0
E-Three-axle vehicle	0	0	0	0		0	0
F-Multi-axle Truck	4487	1687537	4224	1581624		4604	1723904
G-Oversized vehicle	0	0	0	0		0	0
FASTag Debit Adjustment/ Chargeback Received from Bank (Net) (Note-5)	0	0	0	1372	Note-5	0	0
H- Total	16174	2732404	16249	2615010		16000	2737089

Day/Month wise Opening Balance of Toll Collection & Traffic

Day	6
Month	5
Year	2025
Toll Depositing Bank	State Bank Of India
Bank Account No.	39177623786

Transaction Type	Car/Jeep Count	Total Car/ Jeep Amount (in Rs.)	Bus/Truck Count	Total Bus / Truck Amount (in Rs.)	LCV Count	Total LCV Amount (in Rs.)	MAV (Multi Axle Vehicle Count)	Total MAV (Multi Axle Vehicle) Amount (in Rs.)	Three Axle Count	Three Axle Count Amount (in Rs.)	FASTag Debit Adjustment/ Chargeback Received from Bank (Net)
1	2	3	4	5	8	9	10	11	12	13	Note-5
Single Journey	5078	232314	1847	305545	642	53417	4118	1461444	0	0	0
Monthly Pass Sales	1	359	0	0	2	4971	0	0	0	0	0
Daily Pass Sales	1973	139120	548	134805	235	28761	454	239741	0	0	0
Local Pass Sales	0	0	0	0	0	0	0	0	0	0	0
Return Pass Sales	0	0	0	0	0	0	0	0	0	0	0
Double User Fee (FASTag Lane Violation) (Note-6)	999	93906	50	16500	21	3486	32	22720	0	0	0

Total Non-Tollable Traffic Count Entry Details (Note-2)					
Transaction Type	Car/Jeep Count	Bus/Truck Count	LCV Count	MAV (Multi Axle Vehicle Count)	Three Axle Count
1	2	3	5	6	7
Reuse & Exit	2526	602	293	495	0
Exemption & Violation	5273	276	99	208	0



Notes

1. Fee for Fastag vehicles passing two toll plazas, is collected at two plazas in few cases and therefore section wise traffic details will not be available at one plaza for same.
2. All Non-tollable traffic could not be recorded/reported due to unavailability of adequate Lanes & systems. Non-Tollable count includes Reuse of daily/return/monthly pass, exit trips, exemption and violations.
3. Reporting (FASTag/Cash/Card) - 12:00:00 AM to 11:59:59 PM.
4. Fastag Collection is net of Acquiring Bank Charges
5. FASTag Debit Adjustment/Chargeback Received from Bank (Net)
6. Double user fee (from cash vehicles entering dedicated Fastag lane) collected from vehicles are reported separately (count and revenue). These are included in vehicle category wise count and revenue.

MONTHLY/DAILY FEE STATEMENT

Project Highway: National Highway NH-48

Day/Month: 07-May-2025

Sr. No.	Name of Toll Plaza Location	Chainage
National Highway NH-48 (from Km. 20+400 to 131+200)		
1	Shilphata	103+350

Type of Vehicle	For corresponding day/month of previous year 7-May-2024		For preceding day/month 6-May-2025		For the day/month reported upon 7-May-2025		
	No. of Vehicles	Fee collected (in lakh Rs.)	No. of Vehicles	Fee collected (in lakh Rs.)	Fee per Vehicle (in Rs.)	No. of Vehicles	Fee collected (in lakh Rs.)
1	2	3	4	5	6	7	8
A –Car (Note-7)	7857	472883	8051	465699	Note-1	7813	452982
B –LCV	1032	99619	900	90635		937	91560
C- Bus	2571	480834	2445	456851		2458	459135
D –Truck	0	0	0	0		0	0
E -Three-axle vehicle	0	0	0	0		0	0
F -Multi-axle Truck	5202	1965055	4604	1723904		4599	1721048
G -Oversized vehicle	0	0	0	0		0	0
FASTag Debit Adjustment/ Chargeback Received from Bank (Net) (Note-5)	0	2110	0	0	Note-5	0	1278
H- Total	16662	3020500	16000	2737089		15807	2726003

Day/Month wise Opening Balance of Toll Collection & Traffic

Day	7
Month	5
Year	2025
Toll Depositing Bank	State Bank Of India
Bank Account No.	39177623786

Transaction Type	Car/Jeep Count	Total Car/ Jeep Amount (in Rs.)	Bus/Truck Count	Total Bus / Truck Amount (in Rs.)	LCV Count	Total LCV Amount (in Rs.)	MAV (Multi Axle Vehicle Count)	Total MAV (Multi Axle Vehicle) Amount (in Rs.)	Three Axle Count	Three Axle Count Amount (in Rs.)	FASTag Debit Adjustment/ Chargeback Received from Bank (Net)
1	2	3	4	5	8	9	10	11	12	13	Note-5
Single Journey	5012	229519	1857	307412	645	53887	4132	1467352	0	0	1278
Monthly Pass Sales	3	3174	0	0	0	0	0	0	0	0	0
Daily Pass Sales	1814	127863	549	134563	258	32029	429	226715	0	0	0
Local Pass Sales	0	0	0	0	0	0	0	0	0	0	0
Return Pass Sales	0	0	0	0	0	0	0	0	0	0	0
Double User Fee (FASTag Lane Violation) (Note-6)	984	92426	52	17160	34	5644	38	26980	0	0	0

Total Non-Tollable Traffic Count Entry Details (Note-2)					
Transaction Type	Car/Jeep Count	Bus/Truck Count	LCV Count	MAV (Multi Axle Vehicle Count)	Three Axle Count
1	2	3	5	6	7
Reuse & Exit	2308	604	316	439	0
Exemption & Violation	5161	257	95	151	0



Notes

1. Fee for Fastag vehicles passing two toll plazas, is collected at two plazas in few cases and therefore section wise traffic details will not be available at one plaza for same.
2. All Non-tollable traffic could not be recorded/reported due to unavailability of adequate Lanes & systems. Non-Tollable count includes Reuse of daily/return/monthly pass, exit trips, exemption and violations.
3. Reporting (FASTag/Cash/Card) - 12:00:00 AM to 11:59:59 PM.
4. Fastag Collection is net of Acquiring Bank Charges
5. FASTag Debit Adjustment/Chargeback Received from Bank (Net)
6. Double user fee (from cash vehicles entering dedicated Fastag lane) collected from vehicles are reported separately (count and revenue). These are included in vehicle category wise count and revenue.