




**Indeeya Infrastructure Pvt.Ltd Solapur IRDP Toll  
Daily Tollable & NON Tollable Traffic Count And Revenue Entry Details**

<b>Date</b>			<b>01/03/2026</b>						
<b>Section Name</b>			<b>Solapur IRDP</b>						
<b>Bank Name Where Cash Depositing</b>			-----						
<b>Bank Account Number</b>			-----						
<b>Collection Depositing Date</b>			-----						
<b>Transaction Type</b>	<b>Car/Jeep Count</b>	<b>Car/Jee p Amount (In.Rs.)</b>	<b>LCV Count</b>	<b>LCV Amount (In. Rs.)</b>	<b>Bus / Truck Count</b>	<b>Bus / Truck Amount (In.Rs.)</b>	<b>MAV (Multi Axle Vechicle)C ou nt</b>	<b>MAV (Multi Axle Vechicle)A mount (In.Rs.)</b>	
<b>1</b>	<b>2</b>	<b>3</b>	<b>4</b>	<b>5</b>	<b>6</b>	<b>7</b>	<b>8</b>	<b>9</b>	
Single Journey	0	0	642	38520	520	54600	515	64375	
Discount Coupons Sales 50%	0	0	201	0	205	0	184	0	
Political parties vehicles traffic count which is not paying toll though payble	0	0	201	0	174	0	180	0	
( FCI Vechicle) Emergency services of government food distribution vehicles traffic count, vehicles are payable toll but not paying toll.	0	0	0	0	35	0	22	0	
The number of vehicles that have discount coupons but whose money has been deducted through FASTag, the number of vehicles for which we have refunded the money.	0	0	0	0	0	0	0	0	
Estimated traffic volume of local vehicles and Non-tollable vehicles and vehicles exempted by the government, excluding LMVs	0	0	198	0	125	0	140	0	
 <b>Indeeya Infrastructure Private Limited</b> <b>Director</b>							<b>Total Tollable Vehicle Count</b>		2,267
							<b>Total NONTollable Vechicle Count</b>		1,075
							<b>Total Vechicle Count</b>		3,342
							<b>Total Vechicle Amount</b>		157,495
							<b>Total Discount Sales</b>		3,000
							<b>Total Daily Collection</b>		160,495
							<b>Discount vechicles refund by cash toll amount</b>		-
<b>Net Total Daily Collection</b>		160,495							


**Indeeya Infrastructure Pvt.Ltd Solapur IRDP Toll  
Daily Tollable & NON Tollable Traffic Count And Revenue Entry Details**

<b>Date</b>			<b>02/03/2026</b>						
<b>Section Name</b>			<b>Solapur IRDP</b>						
<b>Bank Name Where Cash Depositing</b>			-----						
<b>Bank Account Number</b>			-----						
<b>Collection Depositing Date</b>			-----						
<b>Transaction Type</b>	<b>Car/Jeep Count</b>	<b>Car/Jeep Amount (In.Rs.)</b>	<b>LCV Count</b>	<b>LCV Amount (In. Rs.)</b>	<b>Bus / Truck Count</b>	<b>Bus / Truck Amount (In.Rs.)</b>	<b>MAV (Multi Axle Vehicle)Count</b>	<b>MAV (Multi Axle Vehicle)Amount (In.Rs.)</b>	
<b>1</b>	<b>2</b>	<b>3</b>	<b>4</b>	<b>5</b>	<b>6</b>	<b>7</b>	<b>8</b>	<b>9</b>	
Single Journey	0	0	601	36060	465	48825	444	55500	
Discount Coupons Sales 50%	0	0	147	0	124	0	99	0	
Political parties vehicles traffic count which is not paying toll though payable	0	0	112	0	100	0	75	0	
( FCI Vehicle) Emergency services of government food distribution vehicles traffic count, vehicles are payable toll but not paying toll.	0	0	0	0	4	0	2	0	
The number of vehicles that have discount coupons but whose money has been deducted through FASTag, the number of vehicles for which we have refunded the money.	0	0	0	0	0	0	0	0	
Estimated traffic volume of local vehicles and Non-tollable vehicles and vehicles exempted by the government, excluding LMVs	0	0	114	0	102	0	95	0	
<p align="center"><b>Indeeya Infrastructure Private Limited</b></p>  <p align="center"><b>Director</b></p>							<b>Total Tollable Vehicle Count</b>		1,880
							<b>Total NONTollable Vehicle Count</b>		604
							<b>Total Vehicle Count</b>		2,484
							<b>Total Vehicle Amount</b>		140,385
							<b>Total Discount Sales</b>		18,750
							<b>Total Daily Collection</b>		159,135
							<b>Discount vehicles refund by cash toll amount</b>		-
<b>Net Total Daily Collection</b>		159,135							

**Indeeya Infrastructure Pvt.Ltd Solapur IRDP Toll  
Daily Tollable & NON Tollable Traffic Count And Revenue Entry Details**

<b>Date</b>			<b>03/03/2026</b>						
<b>Section Name</b>			<b>Solapur IRDP</b>						
<b>Bank Name Where Cash Depositing</b>			-----						
<b>Bank Account Number</b>			-----						
<b>Collection Depositing Date</b>			-----						
<b>Transaction Type</b>	<b>Car/Jeep Count</b>	<b>Car/Jee p Amount (In.Rs.)</b>	<b>LCV Count</b>	<b>LCV Amount (In. Rs.)</b>	<b>Bus / Truck Count</b>	<b>Bus / Truck Amount (In.Rs.)</b>	<b>MAV (Multi Axle Vechicle)C ou nt</b>	<b>MAV (Multi Axle Vechicle)A mount (In.Rs.)</b>	
<b>1</b>	<b>2</b>	<b>3</b>	<b>4</b>	<b>5</b>	<b>6</b>	<b>7</b>	<b>8</b>	<b>9</b>	
Single Journey	0	0	610	36600	471	49455	450	56250	
Discount Coupons Sales 50%	0	0	182	0	180	0	174	0	
Political parties vehicles traffic count which is not paying toll though payble	0	0	198	0	165	0	157	0	
( FCI Vechicle) Emergency services of government food distribution vehicles traffic count, vehicles are payable toll but not paying toll.	0	0	0	0	35	0	31	0	
The number of vehicles that have discount coupons but whose money has been deducted through FASTag, the number of vehicles for which we have refunded the money.	0	0	0	0	0	0	0	0	
Estimated traffic volume of local vehicles and Non-tollable vehicles and vehicles exempted by the government, excluding LMVs	0	0	190	0	175	0	162	0	
<p align="center"><b>Indeeya Infrastructure Private Limited</b></p>  <p align="center"><b>Director</b></p>							<b>Total Tollable Vehicle Count</b>		2,067
							<b>Total NONTollable Vechicle Count</b>		1,113
							<b>Total Vechicle Count</b>		3,180
							<b>Total Vechicle Amount</b>		142,305
							<b>Total Discount Sales</b>		9,000
							<b>Total Daily Collection</b>		151,305
							<b>Discount vechicles refund by cash toll amount</b>		-
<b>Net Total Daily Collection</b>		151,305							

**Indeeya Infrastructure Pvt.Ltd Solapur IRDP Toll  
Daily Tollable & NON Tollable Traffic Count And Revenue Entry Details**

<b>Date</b>			<b>04/03/2026</b>						
<b>Section Name</b>			<b>Solapur IRDP</b>						
<b>Bank Name Where Cash Depositing</b>			-----						
<b>Bank Account Number</b>			-----						
<b>Collection Depositing Date</b>			-----						
<b>Transaction Type</b>	<b>Car/Jeep Count</b>	<b>Car/Jee p Amount (In.Rs.)</b>	<b>LCV Count</b>	<b>LCV Amount (In. Rs.)</b>	<b>Bus / Truck Count</b>	<b>Bus / Truck Amount (In.Rs.)</b>	<b>MAV (Multi Axle Vehicle)C ou nt</b>	<b>MAV (Multi Axle Vehicle)A mount (In.Rs.)</b>	
<b>1</b>	<b>2</b>	<b>3</b>	<b>4</b>	<b>5</b>	<b>6</b>	<b>7</b>	<b>8</b>	<b>9</b>	
Single Journey	0	0	649	38940	528	55440	519	64875	
Discount Coupons Sales 50%	0	0	165	0	140	0	120	0	
Political parties vehicles traffic count which is not paying toll though payable	0	0	142	0	122	0	100	0	
( FCI Vehicle) Emergency services of government food distribution vehicles traffic count, vehicles are payable toll but not paying toll.	0	0	0	0	45	0	30	0	
The number of vehicles that have discount coupons but whose money has been deducted through FASTag, the number of vehicles for which we have refunded the money.	0	0	0	0	0	0	0	0	
Estimated traffic volume of local vehicles and Non-tollable vehicles and vehicles exempted by the government, excluding LMVs	0	0	200	0	165	0	137	0	
<p align="center"><b>Indeeya Infrastructure Private Limited</b></p>  <p align="center"><b>Director</b></p>							<b>Total Tollable Vehicle Count</b>		2,121
							<b>Total NONTollable Vehicle Count</b>		941
							<b>Total Vehicle Count</b>		3,062
							<b>Total Vehicle Amount</b>		159,255
							<b>Total Discount Sales</b>		5,250
							<b>Total Daily Collection</b>		164,505
							<b>Discount vehicles refund by cash toll amount</b>		-
							<b>Net Total Daily Collection</b>		164,505


**Indeeya Infrastructure Pvt.Ltd Solapur IRDP Toll  
Daily Tollable & NON Tollable Traffic Count And Revenue Entry Details**

<b>Date</b>		<b>05/03/2026</b>						
<b>Section Name</b>		<b>Solapur IRDP</b>						
<b>Bank Name Where Cash Depositing</b>		-----						
<b>Bank Account Number</b>		-----						
<b>Collection Depositing Date</b>		-----						
<b>Transaction Type</b>	<b>Car/Jeep Count</b>	<b>Car/Jeep Amount (In.Rs.)</b>	<b>LCV Count</b>	<b>LCV Amount (In. Rs.)</b>	<b>Bus / Truck Count</b>	<b>Bus / Truck Amount (In.Rs.)</b>	<b>MAV (Multi Axle Vehicle) Count</b>	<b>MAV (Multi Axle Vehicle) Amount (In.Rs.)</b>
<b>1</b>	<b>2</b>	<b>3</b>	<b>4</b>	<b>5</b>	<b>6</b>	<b>7</b>	<b>8</b>	<b>9</b>
Single Journey	0	0	625	37500	505	53025	495	61875
Discount Coupons Sales 50%	0	0	178	0	147	0	130	0
Political parties vehicles traffic count which is not paying toll though payable	0	0	148	0	122	0	102	0
( FCI Vehicle) Emergency services of government food distribution vehicles traffic count, vehicles are payable toll but not paying toll.	0	0	0	0	32	0	12	0
The number of vehicles that have discount coupons but whose money has been deducted through FASTag, the number of vehicles for which we have refunded the money.	0	0	0	0	0	0	0	0
Estimated traffic volume of local vehicles and Non-tollable vehicles and vehicles exempted by the government, excluding LMVs	0	0	165	0	99	0	85	0
<b>Total Tollable Vehicle Count</b>							<b>2,080</b>	
<b>Total NONTollable Vehicle Count</b>							<b>765</b>	
<b>Total Vehicle Count</b>							<b>2,845</b>	
<b>Total Vehicle Amount</b>							<b>152,400</b>	
<b>Total Discount Sales</b>							<b>6,250</b>	
<b>Total Daily Collection</b>							<b>158,650</b>	
<b>Discount vehicles refund by cash toll amount</b>							<b>-</b>	
<b>Net Total Daily Collection</b>							<b>158,650</b>	

**Indeeya Infrastructure Private Limited**

**Director**

**Indeeya Infrastructure Pvt.Ltd Solapur IRDP Toll  
Daily Tollable & NON Tollable Traffic Count And Revenue Entry Details**

<b>Date</b>			<b>06/03/2026</b>						
<b>Section Name</b>			<b>Solapur IRDP</b>						
<b>Bank Name Where Cash Depositing</b>			-----						
<b>Bank Account Number</b>			-----						
<b>Collection Depositing Date</b>			-----						
<b>Transaction Type</b>	<b>Car/Jeep Count</b>	<b>Car/Jee p Amount (In.Rs.)</b>	<b>LCV Count</b>	<b>LCV Amount (In. Rs.)</b>	<b>Bus / Truck Count</b>	<b>Bus / Truck Amount (In.Rs.)</b>	<b>MAV (Multi Axle Vechicle)C ou nt</b>	<b>MAV (Multi Axle Vechicle)A mount (In.Rs.)</b>	
<b>1</b>	<b>2</b>	<b>3</b>	<b>4</b>	<b>5</b>	<b>6</b>	<b>7</b>	<b>8</b>	<b>9</b>	
Single Journey	0	0	619	37140	508	53340	503	62875	
Discount Coupons Sales 50%	0	0	185	0	167	0	158	0	
Political parties vehicles traffic count which is not paying toll though payble	0	0	172	0	168	0	159	0	
( FCI Vechicle) Emergency services of government food distribution vehicles traffic count, vehicles are payable toll but not paying toll.	0	0	0	0	44	0	40	0	
The number of vehicles that have discount coupons but whose money has been deducted through FASTag, the number of vehicles for which we have refunded the money.	0	0	0	0	0	0	0	0	
Estimated traffic volume of local vehicles and Non-tollable vehicles and vehicles exempted by the government, excluding LMVs	0	0	179	0	168	0	147	0	
 <b>Indeeya Infrastructure Private Limited</b> <b>Director</b>							<b>Total Tollable Vehicle Count</b>		<b>2,140</b>
							<b>Total NONTollable Vechicle Count</b>		<b>1,077</b>
							<b>Total Vechicle Count</b>		<b>3,217</b>
							<b>Total Vechicle Amount</b>		<b>153,355</b>
							<b>Total Discount Sales</b>		<b>12,000</b>
							<b>Total Daily Collection</b>		<b>165,355</b>
							<b>Discount vechicles refund by cash toll amount</b>		<b>-</b>
<b>Net Total Daily Collection</b>		<b>165,355</b>							

**Indeeya Infrastructure Pvt.Ltd Solapur IRDP Toll  
Daily Tollable & NON Tollable Traffic Count And Revenue Entry Details**

<b>Date</b>			<b>07/03/2026</b>					
<b>Section Name</b>			<b>Solapur IRDP</b>					
<b>Bank Name Where Cash Depositing</b>			-----					
<b>Bank Account Number</b>			-----					
<b>Collection Depositing Date</b>			-----					
<b>Transaction Type</b>	<b>Car/Jeep Count</b>	<b>Car/Jeep Amount (In.Rs.)</b>	<b>LCV Count</b>	<b>LCV Amount (In. Rs.)</b>	<b>Bus / Truck Count</b>	<b>Bus / Truck Amount (In.Rs.)</b>	<b>MAV (Multi Axle Vehicle) Count</b>	<b>MAV (Multi Axle Vehicle) Amount (In.Rs.)</b>
<b>1</b>	<b>2</b>	<b>3</b>	<b>4</b>	<b>5</b>	<b>6</b>	<b>7</b>	<b>8</b>	<b>9</b>
Single Journey	0	0	609	36540	495	51975	487	60875
Discount Coupons Sales 50%	0	0	218	0	210	0	190	0
Political parties vehicles traffic count which is not paying toll though payable ( FCI Vehicle) Emergency services of government food distribution vehicles traffic count, vehicles are payable toll but not paying toll.	0	0	202	0	187	0	168	0
The number of vehicles that have discount coupons but whose money has been deducted through FASTag, the number of vehicles for which we have refunded the money.	0	0	0	0	0	0	0	0
Estimated traffic volume of local vehicles and Non-tollable vehicles and vehicles exempted by the government, excluding LMVs	0	0	174	0	186	0	120	0
<b>Total Tollable Vehicle Count</b>							<b>2,209</b>	
<b>Total NONTollable Vehicle Count</b>							<b>1,151</b>	
<b>Total Vehicle Count</b>							<b>3,360</b>	
<b>Total Vehicle Amount</b>							<b>149,390</b>	
<b>Total Discount Sales</b>							<b>9,000</b>	
<b>Total Daily Collection</b>							<b>158,390</b>	
<b>Discount vehicles refund by cash toll amount</b>							<b>-</b>	
<b>Net Total Daily Collection</b>							<b>158,390</b>	

**Indeeya Infrastructure Private Limited**

**Director**


**Indeeya Infrastructure Pvt.Ltd Solapur IRDP Toll  
Daily Tollable & NON Tollable Traffic Count And Revenue Entry Details**

<b>Date</b>		<b>08/03/2026</b>						
<b>Section Name</b>		<b>Solapur IRDP</b>						
<b>Bank Name Where Cash Depositing</b>		-----						
<b>Bank Account Number</b>		-----						
<b>Collection Depositing Date</b>		-----						
<b>Transaction Type</b>	<b>Car/Jeep Count</b>	<b>Car/Jee p Amount (In.Rs.)</b>	<b>LCV Count</b>	<b>LCV Amount (In. Rs.)</b>	<b>Bus / Truck Count</b>	<b>Bus / Truck Amount (In.Rs.)</b>	<b>MAV (Multi Axle Vechicle)C ou nt</b>	<b>MAV (Multi Axle Vechicle)A mount (In.Rs.)</b>
<b>1</b>	<b>2</b>	<b>3</b>	<b>4</b>	<b>5</b>	<b>6</b>	<b>7</b>	<b>8</b>	<b>9</b>
Single Journey	0	0	600	36000	482	50610	470	58750
Discount Coupons Sales 50%	0	0	201	0	180	0	176	0
Political parties vehicles traffic count which is not paying toll though payble	0	0	182	0	179	0	155	0
( FCI Vechicle) Emergency services of government food distribution vehicles traffic count, vehicles are payable toll but not paying toll.	0	0	0	0	39	0	27	0
The number of vehicles that have discount coupons but whose money has been deducted through FASTag, the number of vehicles for which we have refunded the money.	0	0	0	0	0	0	0	0
Estimated traffic volume of local vehicles and Non-tollable vehicles and vehicles exempted by the government, excluding LMVs	0	0	201	0	185	0	160	0
<b>Total Tollable Vehicle Count</b>							<b>2,109</b>	
<b>Total NONTollable Vechicle Count</b>							<b>1,128</b>	
<b>Total Vechicle Count</b>							<b>3,237</b>	
<b>Total Vechicle Amount</b>							<b>145,360</b>	
<b>Total Discount Sales</b>							<b>6,000</b>	
<b>Total Daily Collection</b>							<b>151,360</b>	
<b>Discount vehicles refund by cash toll amount</b>							<b>-</b>	
<b>Net Total Daily Collection</b>							<b>151,360</b>	

Indeeya Infrastructure Private Limited

Director

**Indeeya Infrastructure Pvt.Ltd Solapur IRDP Toll  
Daily Tollable & NON Tollable Traffic Count And Revenue Entry Details**

<b>Date</b>			<b>09/03/2026</b>						
<b>Section Name</b>			<b>Solapur IRDP</b>						
<b>Bank Name Where Cash Depositing</b>			-----						
<b>Bank Account Number</b>			-----						
<b>Collection Depositing Date</b>			-----						
<b>Transaction Type</b>	<b>Car/Jeep Count</b>	<b>Car/Jee p Amount (In.Rs.)</b>	<b>LCV Count</b>	<b>LCV Amount (In. Rs.)</b>	<b>Bus / Truck Count</b>	<b>Bus / Truck Amount (In.Rs.)</b>	<b>MAV (Multi Axle Vechicle)C ou nt</b>	<b>MAV (Multi Axle Vechicle)A mount (In.Rs.)</b>	
<b>1</b>	<b>2</b>	<b>3</b>	<b>4</b>	<b>5</b>	<b>6</b>	<b>7</b>	<b>8</b>	<b>9</b>	
Single Journey	0	0	620	37200	491	51555	495	61875	
Discount Coupons Sales 50%	0	0	158	0	134	0	120	0	
Political parties vehicles traffic count which is not paying toll though payble	0	0	152	0	125	0	120	0	
( FCI Vechicle) Emergency services of government food distribution vehicles traffic count, vehicles are payable toll but not paying toll.	0	0	0	0	28	0	15	0	
The number of vehicles that have discount coupons but whose money has been deducted through FASTag, the number of vehicles for which we have refunded the money.	0	0	0	0	0	0	0	0	
Estimated traffic volume of local vehicles and Non-tollable vehicles and vehicles exempted by the government, excluding LMVs	0	0	175	0	125	0	100	0	
 <b>Indeeya Infrastructure Private Limited</b> <b>Director</b>							<b>Total Tollable Vehicle Count</b>		<b>2,018</b>
							<b>Total NONTollable Vechicle Count</b>		<b>840</b>
							<b>Total Vechicle Count</b>		<b>2,858</b>
							<b>Total Vechicle Amount</b>		<b>150,630</b>
							<b>Total Discount Sales</b>		<b>10,500</b>
							<b>Total Daily Collection</b>		<b>161,130</b>
							<b>Discount vehicles refund by cash toll amount</b>		<b>-</b>
							<b>Net Total Daily Collection</b>		<b>161,130</b>

**Indeeya Infrastructure Pvt.Ltd Solapur IRDP Toll  
Daily Tollable & NON Tollable Traffic Count And Revenue Entry Details**

<b>Date</b>		<b>10/03/2026</b>						
<b>Section Name</b>		<b>Solapur IRDP</b>						
<b>Bank Name Where Cash Depositing</b>		-----						
<b>Bank Account Number</b>		-----						
<b>Collection Depositing Date</b>		-----						
<b>Transaction Type</b>	<b>Car/Jeep Count</b>	<b>Car/Jee p Amount (In.Rs.)</b>	<b>LCV Count</b>	<b>LCV Amount (In. Rs.)</b>	<b>Bus / Truck Count</b>	<b>Bus / Truck Amount (In.Rs.)</b>	<b>MAV (Multi Axle Vehicle)C ou nt</b>	<b>MAV (Multi Axle Vehicle)A mount (In.Rs.)</b>
<b>1</b>	<b>2</b>	<b>3</b>	<b>4</b>	<b>5</b>	<b>6</b>	<b>7</b>	<b>8</b>	<b>9</b>
Single Journey	0	0	627	37620	505	53025	501	62625
Discount Coupons Sales 50%	0	0	154	0	124	0	108	0
Political parties vehicles traffic count which is not paying toll though payble	0	0	201	0	145	0	120	0
( FCI Vehicle) Emergency services of government food distribution vehicles traffic count, vehicles are payable toll but not paying toll.	0	0	0	0	37	0	31	0
The number of vehicles that have discount coupons but whose money has been deducted through FASTag, the number of vehicles for which we have refunded the money.	0	0	0	0	0	0	0	0
Estimated traffic volume of local vehicles and Non-tollable vehicles and vehicles exempted by the government, excluding LMVs	0	0	201	0	198	0	174	0
<b>Total Tollable Vehicle Count</b>							<b>2,019</b>	
<b>Total NONTollable Vehicle Count</b>							<b>1,107</b>	
<b>Total Vehicle Count</b>							<b>3,126</b>	
<b>Total Vehicle Amount</b>							<b>153,270</b>	
<b>Total Discount Sales</b>							<b>9,000</b>	
<b>Total Daily Collection</b>							<b>162,270</b>	
<b>Discount vehicles refund by cash toll amount</b>							<b>-</b>	
<b>Net Total Daily Collection</b>							<b>162,270</b>	

**Indeeya Infrastructure Private Limited**

**Director**

**Indeeya Infrastructure Pvt.Ltd Solapur IRDP Toll  
Daily Tollable & NON Tollable Traffic Count And Revenue Entry Details**

<b>Date</b>			<b>11/03/2026</b>					
<b>Section Name</b>			<b>Solapur IRDP</b>					
<b>Bank Name Where Cash Depositing</b>			-----					
<b>Bank Account Number</b>			-----					
<b>Collection Depositing Date</b>			-----					
<b>Transaction Type</b>	<b>Car/Jeep Count</b>	<b>Car/Jeep Amount (In.Rs.)</b>	<b>LCV Count</b>	<b>LCV Amount (In. Rs.)</b>	<b>Bus / Truck Count</b>	<b>Bus / Truck Amount (In.Rs.)</b>	<b>MAV (Multi Axle Vehicle) Count</b>	<b>MAV (Multi Axle Vehicle) Amount (In.Rs.)</b>
<b>1</b>	<b>2</b>	<b>3</b>	<b>4</b>	<b>5</b>	<b>6</b>	<b>7</b>	<b>8</b>	<b>9</b>
Single Journey	0	0	641	38460	502	52710	496	62000
Discount Coupons Sales 50%	0	0	185	0	155	0	130	0
Political parties vehicles traffic count which is not paying toll though payable	0	0	165	0	122	0	142	0
( FCI Vehicle) Emergency services of government food distribution vehicles traffic count, vehicles are payable toll but not paying toll.	0	0	0	0	31	0	12	0
The number of vehicles that have discount coupons but whose money has been deducted through FASTag, the number of vehicles for which we have refunded the money.	0	0	0	0	0	0	0	0
Estimated traffic volume of local vehicles and Non-tollable vehicles and vehicles exempted by the government, excluding LMVs	0	0	162	0	151	0	123	0
<b>Total Tollable Vehicle Count</b>							<b>2,109</b>	
<b>Total NONTollable Vehicle Count</b>							<b>908</b>	
<b>Total Vehicle Count</b>							<b>3,017</b>	
<b>Total Vehicle Amount</b>							<b>153,170</b>	
<b>Total Discount Sales</b>							<b>6,250</b>	
<b>Total Daily Collection</b>							<b>159,420</b>	
<b>Discount vehicles refund by cash toll amount</b>							<b>-</b>	
<b>Net Total Daily Collection</b>							<b>159,420</b>	

Indeeya Infrastructure Private Limited

Director


**Indeeya Infrastructure Pvt.Ltd Solapur IRDP Toll  
Daily Tollable & NON Tollable Traffic Count And Revenue Entry Details**

<b>Date</b>			<b>12/03/2026</b>					
<b>Section Name</b>			<b>Solapur IRDP</b>					
<b>Bank Name Where Cash Depositing</b>			-----					
<b>Bank Account Number</b>			-----					
<b>Collection Depositing Date</b>			-----					
<b>Transaction Type</b>	<b>Car/Jeep Count</b>	<b>Car/Jeep Amount (In.Rs.)</b>	<b>LCV Count</b>	<b>LCV Amount (In. Rs.)</b>	<b>Bus / Truck Count</b>	<b>Bus / Truck Amount (In.Rs.)</b>	<b>MAV (Multi Axle Vehicle)Count</b>	<b>MAV (Multi Axle Vehicle)Amount (In.Rs.)</b>
<b>1</b>	<b>2</b>	<b>3</b>	<b>4</b>	<b>5</b>	<b>6</b>	<b>7</b>	<b>8</b>	<b>9</b>
Single Journey	0	0	660	39600	510	53550	503	62875
Discount Coupons Sales 50%	0	0	161	0	145	0	121	0
Political parties vehicles traffic count which is not paying toll though payable	0	0	158	0	121	0	118	0
( FCI Vehicle) Emergency services of government food distribution vehicles traffic count, vehicles are payable toll but not paying toll.	0	0	0	0	29	0	18	0
The number of vehicles that have discount coupons but whose money has been deducted through FASTag, the number of vehicles for which we have refunded the money.	0	0	0	0	0	0	0	0
Estimated traffic volume of local vehicles and Non-tollable vehicles and vehicles exempted by the government, excluding LMVs	0	0	160	0	145	0	135	0
<b>Total Tollable Vehicle Count</b>							<b>2,100</b>	
<b>Total NONTollable Vehicle Count</b>							<b>884</b>	
<b>Total Vehicle Count</b>							<b>2,984</b>	
<b>Total Vehicle Amount</b>							<b>156,025</b>	
<b>Total Discount Sales</b>							<b>6,000</b>	
<b>Total Daily Collection</b>							<b>162,025</b>	
<b>Discount vehicles refund by cash toll amount</b>							<b>-</b>	
<b>Net Total Daily Collection</b>							<b>162,025</b>	

Indeeya Infrastructure Private Limited

Director

**Indeeya Infrastructure Pvt.Ltd Solapur IRDP Toll  
Daily Tollable & NON Tollable Traffic Count And Revenue Entry Details**

<b>Date</b>		<b>13/03/2026</b>							
<b>Section Name</b>		<b>Solapur IRDP</b>							
<b>Bank Name Where Cash Depositing</b>		-----							
<b>Bank Account Number</b>		-----							
<b>Collection Depositing Date</b>		-----							
<b>Transaction Type</b>	<b>Car/Jeep Count</b>	<b>Car/Jee p Amount (In.Rs.)</b>	<b>LCV Count</b>	<b>LCV Amount (In. Rs.)</b>	<b>Bus / Truck Count</b>	<b>Bus / Truck Amount (In.Rs.)</b>	<b>MAV (Multi Axle Vehicle)C ou nt</b>	<b>MAV (Multi Axle Vehicle)A mount (In.Rs.)</b>	
<b>1</b>	<b>2</b>	<b>3</b>	<b>4</b>	<b>5</b>	<b>6</b>	<b>7</b>	<b>8</b>	<b>9</b>	
Single Journey	0	0	652	39120	512	53760	501	62625	
Discount Coupons Sales 50%	0	0	155	0	149	0	128	0	
Political parties vehicles traffic count which is not paying toll though payble	0	0	117	0	148	0	105	0	
( FCI Vehicle) Emergency services of government food distribution vehicles traffic count, vehicles are payable toll but not paying toll.	0	0	0	0	45	0	42	0	
The number of vehicles that have discount coupons but whose money has been deducted through FASTag, the number of vehicles for which we have refunded the money.	0	0	0	0	0	0	0	0	
Estimated traffic volume of local vehicles and Non-tollable vehicles and vehicles exempted by the government, excluding LMVs	0	0	201	0	158	0	157	0	
 <b>Indeeya Infrastructure Private Limited</b> <b>Director</b>							<b>Total Tollable Vehicle Count</b>		2,097
							<b>Total NONTollable Vehicle Count</b>		973
							<b>Total Vehicle Count</b>		3,070
							<b>Total Vehicle Amount</b>		155,505
							<b>Total Discount Sales</b>		5,250
							<b>Total Daily Collection</b>		160,755
							<b>Discount vehicles refund by cash toll amount</b>		-
<b>Net Total Daily Collection</b>		160,755							

**Indeeya Infrastructure Pvt.Ltd Solapur IRDP Toll  
Daily Tollable & NON Tollable Traffic Count And Revenue Entry Details**

<b>Date</b>			<b>14/03/2026</b>					
<b>Section Name</b>			<b>Solapur IRDP</b>					
<b>Bank Name Where Cash Depositing</b>			-----					
<b>Bank Account Number</b>			-----					
<b>Collection Depositing Date</b>			-----					
<b>Transaction Type</b>	<b>Car/Jeep Count</b>	<b>Car/Jee p Amount (In.Rs.)</b>	<b>LCV Count</b>	<b>LCV Amount (In. Rs.)</b>	<b>Bus / Truck Count</b>	<b>Bus / Truck Amount (In.Rs.)</b>	<b>MAV (Multi Axle Vehicle)C ou nt</b>	<b>MAV (Multi Axle Vehicle)A mount (In.Rs.)</b>
<b>1</b>	<b>2</b>	<b>3</b>	<b>4</b>	<b>5</b>	<b>6</b>	<b>7</b>	<b>8</b>	<b>9</b>
Single Journey	0	0	621	37260	495	51975	488	61000
Discount Coupons Sales 50%	0	0	210	0	190	0	171	0
Political parties vehicles traffic count which is not paying toll though payble	0	0	201	0	198	0	182	0
( FCI Vehicle) Emergency services of government food distribution vehicles traffic count, vehicles are payable toll but not paying toll.	0	0	0	0	55	0	20	0
The number of vehicles that have discount coupons but whose money has been deducted through FASTag, the number of vehicles for which we have refunded the money.	0	0	0	0	0	0	0	0
Estimated traffic volume of local vehicles and Non-tollable vehicles and vehicles exempted by the government, excluding LMVs	0	0	194	0	189	0	178	0
<b>Total Tollable Vehicle Count</b>							<b>2,175</b>	
<b>Total NONTollable Vehicle Count</b>							<b>1,217</b>	
<b>Total Vehicle Count</b>							<b>3,392</b>	
<b>Total Vehicle Amount</b>							<b>150,235</b>	
<b>Total Discount Sales</b>							<b>6,250</b>	
<b>Total Daily Collection</b>							<b>156,485</b>	
<b>Discount vehicles refund by cash toll amount</b>							<b>-</b>	
<b>Net Total Daily Collection</b>							<b>156,485</b>	

Indeeya Infrastructure Private Limited

Director

**Indeeya Infrastructure Pvt.Ltd Solapur IRDP Toll  
Daily Tollable & NON Tollable Traffic Count And Revenue Entry Details**

<b>Date</b>			<b>15/03/2026</b>					
<b>Section Name</b>			<b>Solapur IRDP</b>					
<b>Bank Name Where Cash Depositing</b>			-----					
<b>Bank Account Number</b>			-----					
<b>Collection Depositing Date</b>			-----					
<b>Transaction Type</b>	<b>Car/Jeep Count</b>	<b>Car/Jee p Amount (In.Rs.)</b>	<b>LCV Count</b>	<b>LCV Amount (In. Rs.)</b>	<b>Bus / Truck Count</b>	<b>Bus / Truck Amount (In.Rs.)</b>	<b>MAV (Multi Axle Vechicle)C ou nt</b>	<b>MAV (Multi Axle Vechicle)A mount (In.Rs.)</b>
<b>1</b>	<b>2</b>	<b>3</b>	<b>4</b>	<b>5</b>	<b>6</b>	<b>7</b>	<b>8</b>	<b>9</b>
Single Journey	0	0	635	38100	507	53235	497	62125
Discount Coupons Sales 50%	0	0	201	0	189	0	169	0
Political parties vehicles traffic count which is not paying toll though payble	0	0	189	0	166	0	154	0
( FCI Vechicle) Emergency services of government food distribution vehicles traffic count, vehicles are payable toll but not paying toll.	0	0	0	0	55	0	48	0
The number of vehicles that have discount coupons but whose money has been deducted through FASTag, the number of vehicles for which we have refunded the money.	0	0	0	0	0	0	0	0
Estimated traffic volume of local vehicles and Non-tollable vehicles and vehicles exempted by the government, excluding LMVs	0	0	217	0	168	0	160	0
<b>Total Tollable Vehicle Count</b>							<b>2,198</b>	
<b>Total NONTollable Vechicle Count</b>							<b>1,157</b>	
<b>Total Vechicle Count</b>							<b>3,355</b>	
<b>Total Vechicle Amount</b>							<b>153,460</b>	
<b>Total Discount Sales</b>							<b>10,500</b>	
<b>Total Daily Collection</b>							<b>163,960</b>	
<b>Discount vehicles refund by cash toll amount</b>							<b>-</b>	
<b>Net Total Daily Collection</b>							<b>163,960</b>	

Indeeya Infrastructure Private Limited

Director

**Indeeya Infrastructure Pvt.Ltd Solapur IRDP Toll  
Daily Tollable & NON Tollable Traffic Count And Revenue Entry Details**

<b>Date</b>			<b>16/03/2026</b>					
<b>Section Name</b>			<b>Solapur IRDP</b>					
<b>Bank Name Where Cash Depositing</b>			-----					
<b>Bank Account Number</b>			-----					
<b>Collection Depositing Date</b>			-----					
<b>Transaction Type</b>	<b>Car/Jeep Count</b>	<b>Car/Jeep Amount (In.Rs.)</b>	<b>LCV Count</b>	<b>LCV Amount (In. Rs.)</b>	<b>Bus / Truck Count</b>	<b>Bus / Truck Amount (In.Rs.)</b>	<b>MAV (Multi Axle Vehicle) Count</b>	<b>MAV (Multi Axle Vehicle) Amount (In.Rs.)</b>
<b>1</b>	<b>2</b>	<b>3</b>	<b>4</b>	<b>5</b>	<b>6</b>	<b>7</b>	<b>8</b>	<b>9</b>
Single Journey	0	0	642	38520	513	53865	501	62625
Discount Coupons Sales 50%	0	0	170	0	145	0	110	0
Political parties vehicles traffic count which is not paying toll though payable ( FCI Vehicle) Emergency services of government food distribution vehicles traffic count, vehicles are payable toll but not paying toll.	0	0	129	0	124	0	105	0
The number of vehicles that have discount coupons but whose money has been deducted through FASTag, the number of vehicles for which we have refunded the money.	0	0	0	0	0	0	0	0
Estimated traffic volume of local vehicles and Non-tollable vehicles and vehicles exempted by the government, excluding LMVs	0	0	154	0	121	0	102	0
<b>Total Tollable Vehicle Count</b>							<b>2,081</b>	
<b>Total NONTollable Vehicle Count</b>							<b>778</b>	
<b>Total Vehicle Count</b>							<b>2,859</b>	
<b>Total Vehicle Amount</b>							<b>155,010</b>	
<b>Total Discount Sales</b>							<b>12,500</b>	
<b>Total Daily Collection</b>							<b>167,510</b>	
<b>Discount vehicles refund by cash toll amount</b>							<b>-</b>	
<b>Net Total Daily Collection</b>							<b>167,510</b>	

**Indeeya Infrastructure Private Limited**  
  
**Director**


**Indeeya Infrastructure Pvt.Ltd Solapur IRDP Toll  
Daily Tollable & NON Tollable Traffic Count And Revenue Entry Details**

<b>Date</b>			<b>17/03/2026</b>					
<b>Section Name</b>			<b>Solapur IRDP</b>					
<b>Bank Name Where Cash Depositing</b>			-----					
<b>Bank Account Number</b>			-----					
<b>Collection Depositing Date</b>			-----					
<b>Transaction Type</b>	<b>Car/Jeep Count</b>	<b>Car/Jee p Amount (In.Rs.)</b>	<b>LCV Count</b>	<b>LCV Amount (In. Rs.)</b>	<b>Bus / Truck Count</b>	<b>Bus / Truck Amount (In.Rs.)</b>	<b>MAV (Multi Axle Vehicle)C ou nt</b>	<b>MAV (Multi Axle Vehicle)A mount (In.Rs.)</b>
<b>1</b>	<b>2</b>	<b>3</b>	<b>4</b>	<b>5</b>	<b>6</b>	<b>7</b>	<b>8</b>	<b>9</b>
Single Journey	0	0	628	37680	501	52605	490	61250
Discount Coupons Sales 50%	0	0	125	0	102	0	95	0
Political parties vehicles traffic count which is not paying toll though payable	0	0	122	0	101	0	99	0
( FCI Vehicle) Emergency services of government food distribution vehicles traffic count, vehicles are payable toll but not paying toll.	0	0	0	0	18	0	8	0
The number of vehicles that have discount coupons but whose money has been deducted through FASTag, the number of vehicles for which we have refunded the money.	0	0	0	0	0	0	0	0
Estimated traffic volume of local vehicles and Non-tollable vehicles and vehicles exempted by the government, excluding LMVs	0	0	158	0	125	0	121	0
<b>Total Tollable Vehicle Count</b>							<b>1,941</b>	
<b>Total NONTollable Vehicle Count</b>							<b>752</b>	
<b>Total Vehicle Count</b>							<b>2,693</b>	
<b>Total Vehicle Amount</b>							<b>151,535</b>	
<b>Total Discount Sales</b>							<b>5,250</b>	
<b>Total Daily Collection</b>							<b>156,785</b>	
<b>Discount vehicles refund by cash toll amount</b>							<b>-</b>	
<b>Net Total Daily Collection</b>							<b>156,785</b>	


**Indeeya Infrastructure Private Limited**

**Director**

**Indeeya Infrastructure Pvt.Ltd Solapur IRDP Toll  
Daily Tollable & NON Tollable Traffic Count And Revenue Entry Details**

<b>Date</b>		<b>18/03/2026</b>							
<b>Section Name</b>		<b>Solapur IRDP</b>							
<b>Bank Name Where Cash Depositing</b>		-----							
<b>Bank Account Number</b>		-----							
<b>Collection Depositing Date</b>		-----							
<b>Transaction Type</b>	<b>Car/Jeep Count</b>	<b>Car/Jee p Amount (In.Rs.)</b>	<b>LCV Count</b>	<b>LCV Amount (In. Rs.)</b>	<b>Bus / Truck Count</b>	<b>Bus / Truck Amount (In.Rs.)</b>	<b>MAV (Multi Axle Vehicle)C ou nt</b>	<b>MAV (Multi Axle Vehicle)A mount (In.Rs.)</b>	
<b>1</b>	<b>2</b>	<b>3</b>	<b>4</b>	<b>5</b>	<b>6</b>	<b>7</b>	<b>8</b>	<b>9</b>	
Single Journey	0	0	627	37620	502	52710	500	62500	
Discount Coupons Sales 50%	0	0	165	0	159	0	132	0	
Political parties vehicles traffic count which is not paying toll though payble	0	0	178	0	165	0	158	0	
( FCI Vehicle) Emergency services of government food distribution vehicles traffic count, vehicles are payable toll but not paying toll.	0	0	0	0	49	0	37	0	
The number of vehicles that have discount coupons but whose money has been deducted through FASTag, the number of vehicles for which we have refunded the money.	0	0	0	0	0	0	0	0	
Estimated traffic volume of local vehicles and Non-tollable vehicles and vehicles exempted by the government, excluding LMVs	0	0	185	0	155	0	125	0	
 <b>Indeeya Infrastructure Private Limited</b> <b>Director</b>							<b>Total Tollable Vehicle Count</b>		2,085
							<b>Total NONTollable Vehicle Count</b>		1,052
							<b>Total Vehicle Count</b>		3,137
							<b>Total Vehicle Amount</b>		152,830
							<b>Total Discount Sales</b>		9,000
							<b>Total Daily Collection</b>		161,830
							<b>Discount vehicles refund by cash toll amount</b>		-
<b>Net Total Daily Collection</b>		161,830							

**Indeeya Infrastructure Pvt.Ltd Solapur IRDP Toll  
Daily Tollable & NON Tollable Traffic Count And Revenue Entry Details**

<b>Date</b>		<b>19/03/2026</b>							
<b>Section Name</b>		<b>Solapur IRDP</b>							
<b>Bank Name Where Cash Depositing</b>		-----							
<b>Bank Account Number</b>		-----							
<b>Collection Depositing Date</b>		-----							
<b>Transaction Type</b>	<b>Car/Jeep Count</b>	<b>Car/Jee p Amount (In.Rs.)</b>	<b>LCV Count</b>	<b>LCV Amount (In. Rs.)</b>	<b>Bus / Truck Count</b>	<b>Bus / Truck Amount (In.Rs.)</b>	<b>MAV (Multi Axle Vechicle)C ou nt</b>	<b>MAV (Multi Axle Vechicle)A mount (In.Rs.)</b>	
<b>1</b>	<b>2</b>	<b>3</b>	<b>4</b>	<b>5</b>	<b>6</b>	<b>7</b>	<b>8</b>	<b>9</b>	
Single Journey	0	0	655	39300	509	53445	515	64375	
Discount Coupons Sales 50%	0	0	193	0	171	0	152	0	
Political parties vehicles traffic count which is not paying toll though payble	0	0	194	0	156	0	155	0	
( FCI Vechicle) Emergency services of government food distribution vehicles traffic count, vehicles are payable toll but not paying toll.	0	0	0	0	43	0	40	0	
The number of vehicles that have discount coupons but whose money has been deducted through FASTag, the number of vehicles for which we have refunded the money.	0	0	0	0	0	0	0	0	
Estimated traffic volume of local vehicles and Non-tollable vehicles and vehicles exempted by the government, excluding LMVs	0	0	189	0	159	0	145	0	
<p align="center"><b>Indeeya Infrastructure Private Limited</b></p>  <p align="center"><b>Director</b></p>							<b>Total Tollable Vehicle Count</b>		<b>2,195</b>
							<b>Total NONTollable Vechicle Count</b>		<b>1,081</b>
							<b>Total Vechicle Count</b>		<b>3,276</b>
							<b>Total Vechicle Amount</b>		<b>157,120</b>
							<b>Total Discount Sales</b>		<b>3,000</b>
							<b>Total Daily Collection</b>		<b>160,120</b>
							<b>Discount vehicles refund by cash toll amount</b>		<b>-</b>
							<b>Net Total Daily Collection</b>		<b>160,120</b>


**Indeeya Infrastructure Pvt.Ltd Solapur IRDP Toll  
Daily Tollable & NON Tollable Traffic Count And Revenue Entry Details**

<b>Date</b>			<b>20/03/2026</b>					
<b>Section Name</b>			<b>Solapur IRDP</b>					
<b>Bank Name Where Cash Depositing</b>			-----					
<b>Bank Account Number</b>			-----					
<b>Collection Depositing Date</b>			-----					
<b>Transaction Type</b>	<b>Car/Jeep Count</b>	<b>Car/Jeep Amount (In.Rs.)</b>	<b>LCV Count</b>	<b>LCV Amount (In. Rs.)</b>	<b>Bus / Truck Count</b>	<b>Bus / Truck Amount (In.Rs.)</b>	<b>MAV (Multi Axle Vehicle) Count</b>	<b>MAV (Multi Axle Vehicle) Amount (In.Rs.)</b>
<b>1</b>	<b>2</b>	<b>3</b>	<b>4</b>	<b>5</b>	<b>6</b>	<b>7</b>	<b>8</b>	<b>9</b>
Single Journey	0	0	658	39480	525	55125	525	65625
Discount Coupons Sales 50%	0	0	214	0	200	0	190	0
Political parties vehicles traffic count which is not paying toll though payable ( FCI Vehicle) Emergency services of government food distribution vehicles traffic count, vehicles are payable toll but not paying toll.	0	0	220	0	185	0	170	0
The number of vehicles that have discount coupons but whose money has been deducted through FASTag, the number of vehicles for which we have refunded the money.	0	0	0	0	48	0	30	0
Estimated traffic volume of local vehicles and Non-tollable vehicles and vehicles exempted by the government, excluding LMVs	0	0	201	0	175	0	156	0
<b>Total Tollable Vehicle Count</b>							<b>2,312</b>	
<b>Total NONTollable Vehicle Count</b>							<b>1,185</b>	
<b>Total Vehicle Count</b>							<b>3,497</b>	
<b>Total Vehicle Amount</b>							<b>160,230</b>	
<b>Total Discount Sales</b>							<b>5,250</b>	
<b>Total Daily Collection</b>							<b>165,480</b>	
<b>Discount vehicles refund by cash toll amount</b>							<b>-</b>	
<b>Net Total Daily Collection</b>							<b>165,480</b>	

Indeeya Infrastructure Private Limited

Director

**Indeeya Infrastructure Pvt.Ltd Solapur IRDP Toll  
Daily Tollable & NON Tollable Traffic Count And Revenue Entry Details**

<b>Date</b>			<b>21/03/2026</b>						
<b>Section Name</b>			<b>Solapur IRDP</b>						
<b>Bank Name Where Cash Depositing</b>			-----						
<b>Bank Account Number</b>			-----						
<b>Collection Depositing Date</b>			-----						
<b>Transaction Type</b>	<b>Car/Jeep Count</b>	<b>Car/Jee p Amount (In.Rs.)</b>	<b>LCV Count</b>	<b>LCV Amount (In. Rs.)</b>	<b>Bus / Truck Count</b>	<b>Bus / Truck Amount (In.Rs.)</b>	<b>MAV (Multi Axle Vechicle)C ou nt</b>	<b>MAV (Multi Axle Vechicle)A mount (In.Rs.)</b>	
<b>1</b>	<b>2</b>	<b>3</b>	<b>4</b>	<b>5</b>	<b>6</b>	<b>7</b>	<b>8</b>	<b>9</b>	
Single Journey	0	0	554	33240	482	50610	468	58500	
Discount Coupons Sales 50%	0	0	107	0	100	0	95	0	
Political parties vehicles traffic count which is not paying toll though payble	0	0	11	0	102	0	84	0	
( FCI Vechicle) Emergency services of government food distribution vehicles traffic count, vehicles are payable toll but not paying toll.	0	0	0	0	6	0	1	0	
The number of vehicles that have discount coupons but whose money has been deducted through FASTag, the number of vehicles for which we have refunded the money.	0	0	0	0	0	0	0	0	
Estimated traffic volume of local vehicles and Non-tollable vehicles and vehicles exempted by the government, excluding LMVs	0	0	142	0	101	0	87	0	
 <b>Indeeya Infrastructure Private Limited</b> <b>Director</b>							<b>Total Tollable Vehicle Count</b>		1,806
							<b>Total NONTollable Vechicle Count</b>		534
							<b>Total Vechicle Count</b>		2,340
							<b>Total Vechicle Amount</b>		142,350
							<b>Total Discount Sales</b>		6,250
							<b>Total Daily Collection</b>		148,600
							<b>Discount vechicles refund by cash toll amount</b>		-
<b>Net Total Daily Collection</b>		148,600							


**Indeeya Infrastructure Pvt.Ltd Solapur IRDP Toll  
Daily Tollable & NON Tollable Traffic Count And Revenue Entry Details**

<b>Date</b>			<b>22/03/2026</b>					
<b>Section Name</b>			<b>Solapur IRDP</b>					
<b>Bank Name Where Cash Depositing</b>			-----					
<b>Bank Account Number</b>			-----					
<b>Collection Depositing Date</b>			-----					
<b>Transaction Type</b>	<b>Car/Jeep Count</b>	<b>Car/Jee p Amount (In.Rs.)</b>	<b>LCV Count</b>	<b>LCV Amount (In. Rs.)</b>	<b>Bus / Truck Count</b>	<b>Bus / Truck Amount (In.Rs.)</b>	<b>MAV (Multi Axle Vehicle)C ou nt</b>	<b>MAV (Multi Axle Vehicle)A mount (In.Rs.)</b>
<b>1</b>	<b>2</b>	<b>3</b>	<b>4</b>	<b>5</b>	<b>6</b>	<b>7</b>	<b>8</b>	<b>9</b>
Single Journey	0	0	666	39960	527	55335	511	63875
Discount Coupons Sales 50%	0	0	165	0	124	0	120	0
Political parties vehicles traffic count which is not paying toll though payable	0	0	182	0	177	0	168	0
( FCI Vehicle) Emergency services of government food distribution vehicles traffic count, vehicles are payable toll but not paying toll.	0	0	0	0	22	0	12	0
The number of vehicles that have discount coupons but whose money has been deducted through FASTag, the number of vehicles for which we have refunded the money.	0	0	0	0	0	0	0	0
Estimated traffic volume of local vehicles and Non-tollable vehicles and vehicles exempted by the government, excluding LMVs	0	0	198	0	165	0	141	0
<b>Total Tollable Vehicle Count</b>							<b>2,113</b>	
<b>Total NONTollable Vehicle Count</b>							<b>1,065</b>	
<b>Total Vehicle Count</b>							<b>3,178</b>	
<b>Total Vehicle Amount</b>							<b>159,170</b>	
<b>Total Discount Sales</b>							<b>3,000</b>	
<b>Total Daily Collection</b>							<b>162,170</b>	
<b>Discount vehicles refund by cash toll amount</b>							<b>-</b>	
<b>Net Total Daily Collection</b>							<b>162,170</b>	


**Indeeya Infrastructure Private Limited**

**Director**


**Indeeya Infrastructure Pvt.Ltd Solapur IRDP Toll  
Daily Tollable & NON Tollable Traffic Count And Revenue Entry Details**

<b>Date</b>			<b>23/03/2026</b>						
<b>Section Name</b>			<b>Solapur IRDP</b>						
<b>Bank Name Where Cash Depositing</b>			-----						
<b>Bank Account Number</b>			-----						
<b>Collection Depositing Date</b>			-----						
<b>Transaction Type</b>	<b>Car/Jeep Count</b>	<b>Car/Jeep Amount (In.Rs.)</b>	<b>LCV Count</b>	<b>LCV Amount (In. Rs.)</b>	<b>Bus / Truck Count</b>	<b>Bus / Truck Amount (In.Rs.)</b>	<b>MAV (Multi Axle Vehicle)Count</b>	<b>MAV (Multi Axle Vehicle)Amount (In.Rs.)</b>	
<b>1</b>	<b>2</b>	<b>3</b>	<b>4</b>	<b>5</b>	<b>6</b>	<b>7</b>	<b>8</b>	<b>9</b>	
Single Journey	0	0	652	39120	521	54705	507	63375	
Discount Coupons Sales 50%	0	0	165	0	134	0	135	0	
Political parties vehicles traffic count which is not paying toll though payable	0	0	184	0	147	0	152	0	
( FCI Vehicle) Emergency services of government food distribution vehicles traffic count, vehicles are payable toll but not paying toll.	0	0	0	0	33	0	12	0	
The number of vehicles that have discount coupons but whose money has been deducted through FASTag, the number of vehicles for which we have refunded the money.	0	0	0	0	0	0	0	0	
Estimated traffic volume of local vehicles and Non-tollable vehicles and vehicles exempted by the government, excluding LMVs	0	0	192	0	169	0	157	0	
<p align="center"><b>Indeeya Infrastructure Private Limited</b></p>  <p align="center"><b>Director</b></p>							<b>Total Tollable Vehicle Count</b>		2,114
							<b>Total NONTollable Vehicle Count</b>		1,046
							<b>Total Vehicle Count</b>		3,160
							<b>Total Vehicle Amount</b>		157,200
							<b>Total Discount Sales</b>		10,500
							<b>Total Daily Collection</b>		167,700
							<b>Discount vehicles refund by cash toll amount</b>		-
<b>Net Total Daily Collection</b>		167,700							

**Indeeya Infrastructure Pvt.Ltd Solapur IRDP Toll  
Daily Tollable & NON Tollable Traffic Count And Revenue Entry Details**

<b>Date</b>			<b>24/03/2026</b>						
<b>Section Name</b>			<b>Solapur IRDP</b>						
<b>Bank Name Where Cash Depositing</b>			-----						
<b>Bank Account Number</b>			-----						
<b>Collection Depositing Date</b>			-----						
<b>Transaction Type</b>	<b>Car/Jeep Count</b>	<b>Car/Jee p Amount (In.Rs.)</b>	<b>LCV Count</b>	<b>LCV Amount (In. Rs.)</b>	<b>Bus / Truck Count</b>	<b>Bus / Truck Amount (In.Rs.)</b>	<b>MAV (Multi Axle Vechicle)C ou nt</b>	<b>MAV (Multi Axle Vechicle)A mount (In.Rs.)</b>	
<b>1</b>	<b>2</b>	<b>3</b>	<b>4</b>	<b>5</b>	<b>6</b>	<b>7</b>	<b>8</b>	<b>9</b>	
Single Journey	0	0	665	39900	528	55440	518	64750	
Discount Coupons Sales 50%	0	0	174	0	165	0	145	0	
Political parties vehicles traffic count which is not paying toll though payble	0	0	178	0	160	0	125	0	
( FCI Vechicle) Emergency services of government food distribution vehicles traffic count, vehicles are payable toll but not paying toll.	0	0	0	0	21	0	7	0	
The number of vehicles that have discount coupons but whose money has been deducted through FASTag, the number of vehicles for which we have refunded the money.	0	0	0	0	0	0	0	0	
Estimated traffic volume of local vehicles and Non-tollable vehicles and vehicles exempted by the government, excluding LMVs	0	0	187	0	156	0	140	0	
<p align="center"><b>Indeeya Infrastructure Private Limited</b></p>  <p align="center"><b>Director</b></p>							<b>Total Tollable Vehicle Count</b>		2,195
							<b>Total NONTollable Vechicle Count</b>		974
							<b>Total Vechicle Count</b>		3,169
							<b>Total Vechicle Amount</b>		160,090
							<b>Total Discount Sales</b>		5,250
							<b>Total Daily Collection</b>		165,340
							<b>Discount vechicles refund by cash toll amount</b>		-
<b>Net Total Daily Collection</b>		165,340							

**Indeeya Infrastructure Pvt.Ltd Solapur IRDP Toll  
Daily Tollable & NON Tollable Traffic Count And Revenue Entry Details**

<b>Date</b>			<b>25/03/2026</b>						
<b>Section Name</b>			<b>Solapur IRDP</b>						
<b>Bank Name Where Cash Depositing</b>			-----						
<b>Bank Account Number</b>			-----						
<b>Collection Depositing Date</b>			-----						
<b>Transaction Type</b>	<b>Car/Jeep Count</b>	<b>Car/Jee p Amount (In.Rs.)</b>	<b>LCV Count</b>	<b>LCV Amount (In. Rs.)</b>	<b>Bus / Truck Count</b>	<b>Bus / Truck Amount (In.Rs.)</b>	<b>MAV (Multi Axle Vechicle)C ou nt</b>	<b>MAV (Multi Axle Vechicle)A mount (In.Rs.)</b>	
<b>1</b>	<b>2</b>	<b>3</b>	<b>4</b>	<b>5</b>	<b>6</b>	<b>7</b>	<b>8</b>	<b>9</b>	
Single Journey	0	0	642	38520	520	54600	488	61000	
Discount Coupons Sales 50%	0	0	192	0	195	0	174	0	
Political parties vehicles traffic count which is not paying toll though payble	0	0	197	0	169	0	168	0	
( FCI Vechicle) Emergency services of government food distribution vehicles traffic count, vehicles are payable toll but not paying toll.	0	0	0	0	24	0	12	0	
The number of vehicles that have discount coupons but whose money has been deducted through FASTag, the number of vehicles for which we have refunded the money.	0	0	0	0	0	0	0	0	
Estimated traffic volume of local vehicles and Non-tollable vehicles and vehicles exempted by the government, excluding LMVs	0	0	201	0	194	0	158	0	
<p align="center"><b>Indeeya Infrastructure Private Limited</b></p>  <p align="center"><b>Director</b></p>							<b>Total Tollable Vehicle Count</b>		2,211
							<b>Total NONTollable Vechicle Count</b>		1,123
							<b>Total Vechicle Count</b>		3,334
							<b>Total Vechicle Amount</b>		154,120
							<b>Total Discount Sales</b>		6,000
							<b>Total Daily Collection</b>		160,120
							<b>Discount vechicles refund by cash toll amount</b>		-
<b>Net Total Daily Collection</b>		160,120							

**Indeeya Infrastructure Pvt.Ltd Solapur IRDP Toll  
Daily Tollable & NON Tollable Traffic Count And Revenue Entry Details**

<b>Date</b>			<b>26/03/2026</b>					
<b>Section Name</b>			<b>Solapur IRDP</b>					
<b>Bank Name Where Cash Depositing</b>			-----					
<b>Bank Account Number</b>			-----					
<b>Collection Depositing Date</b>			-----					
<b>Transaction Type</b>	<b>Car/Jeep Count</b>	<b>Car/Jeep Amount (In.Rs.)</b>	<b>LCV Count</b>	<b>LCV Amount (In. Rs.)</b>	<b>Bus / Truck Count</b>	<b>Bus / Truck Amount (In.Rs.)</b>	<b>MAV (Multi Axle Vehicle)Count</b>	<b>MAV (Multi Axle Vehicle)Amount (In.Rs.)</b>
<b>1</b>	<b>2</b>	<b>3</b>	<b>4</b>	<b>5</b>	<b>6</b>	<b>7</b>	<b>8</b>	<b>9</b>
Single Journey	0	0	658	39480	500	52500	537	67125
Discount Coupons Sales 50%	0	0	155	0	120	0	102	0
Political parties vehicles traffic count which is not paying toll though payable	0	0	165	0	113	0	104	0
( FCI Vehicle) Emergency services of government food distribution vehicles traffic count, vehicles are payable toll but not paying toll.	0	0	0	0	48	0	24	0
The number of vehicles that have discount coupons but whose money has been deducted through FASTag, the number of vehicles for which we have refunded the money.	0	0	0	0	0	0	0	0
Estimated traffic volume of local vehicles and Non-tollable vehicles and vehicles exempted by the government, excluding LMVs	0	0	112	0	105	0	92	0
<b>Total Tollable Vehicle Count</b>							<b>2,072</b>	
<b>Total NONTollable Vehicle Count</b>							<b>763</b>	
<b>Total Vehicle Count</b>							<b>2,835</b>	
<b>Total Vehicle Amount</b>							<b>159,105</b>	
<b>Total Discount Sales</b>							<b>3,000</b>	
<b>Total Daily Collection</b>							<b>162,105</b>	
<b>Discount vehicles refund by cash toll amount</b>							<b>-</b>	
<b>Net Total Daily Collection</b>							<b>162,105</b>	

**Indeeya Infrastructure Private Limited**

**Director**

**Indeeya Infrastructure Pvt.Ltd Solapur IRDP Toll  
Daily Tollable & NON Tollable Traffic Count And Revenue Entry Details**

<b>Date</b>			<b>27/03/2026</b>					
<b>Section Name</b>			<b>Solapur IRDP</b>					
<b>Bank Name Where Cash Depositing</b>			-----					
<b>Bank Account Number</b>			-----					
<b>Collection Depositing Date</b>			-----					
<b>Transaction Type</b>	<b>Car/Jeep Count</b>	<b>Car/Jeep Amount (In.Rs.)</b>	<b>LCV Count</b>	<b>LCV Amount (In. Rs.)</b>	<b>Bus / Truck Count</b>	<b>Bus / Truck Amount (In.Rs.)</b>	<b>MAV (Multi Axle Vehicle)Count</b>	<b>MAV (Multi Axle Vehicle)Amount (In.Rs.)</b>
<b>1</b>	<b>2</b>	<b>3</b>	<b>4</b>	<b>5</b>	<b>6</b>	<b>7</b>	<b>8</b>	<b>9</b>
Single Journey	0	0	589	35340	489	51345	510	63750
Discount Coupons Sales 50%	0	0	142	0	112	0	109	0
Political parties vehicles traffic count which is not paying toll though payable ( FCI Vehicle) Emergency services of government food distribution vehicles traffic count, vehicles are payable toll but not paying toll.	0	0	142	0	128	0	108	0
The number of vehicles that have discount coupons but whose money has been deducted through FASTag, the number of vehicles for which we have refunded the money.	0	0	0	0	0	0	0	0
Estimated traffic volume of local vehicles and Non-tollable vehicles and vehicles exempted by the government, excluding LMVs	0	0	165	0	118	0	98	0
<b>Total Tollable Vehicle Count</b>							<b>1,951</b>	
<b>Total NONTollable Vehicle Count</b>							<b>759</b>	
<b>Total Vehicle Count</b>							<b>2,710</b>	
<b>Total Vehicle Amount</b>							<b>150,435</b>	
<b>Total Discount Sales</b>							<b>10,500</b>	
<b>Total Daily Collection</b>							<b>160,935</b>	
<b>Discount vehicles refund by cash toll amount</b>							<b>-</b>	
<b>Net Total Daily Collection</b>							<b>160,935</b>	

Indeeya Infrastructure Private Limited

Director


**Indeeya Infrastructure Pvt.Ltd Solapur IRDP Toll  
Daily Tollable & NON Tollable Traffic Count And Revenue Entry Details**

<b>Date</b>			<b>28/03/2026</b>					
<b>Section Name</b>			<b>Solapur IRDP</b>					
<b>Bank Name Where Cash Depositing</b>			-----					
<b>Bank Account Number</b>			-----					
<b>Collection Depositing Date</b>			-----					
<b>Transaction Type</b>	<b>Car/Jeep Count</b>	<b>Car/Jeep Amount (In.Rs.)</b>	<b>LCV Count</b>	<b>LCV Amount (In. Rs.)</b>	<b>Bus / Truck Count</b>	<b>Bus / Truck Amount (In.Rs.)</b>	<b>MAV (Multi Axle Vehicle) Count</b>	<b>MAV (Multi Axle Vehicle) Amount (In.Rs.)</b>
<b>1</b>	<b>2</b>	<b>3</b>	<b>4</b>	<b>5</b>	<b>6</b>	<b>7</b>	<b>8</b>	<b>9</b>
Single Journey	0	0	635	38100	528	55440	525	65625
Discount Coupons Sales 50%	0	0	150	0	141	0	122	0
Political parties vehicles traffic count which is not paying toll though payable ( FCI Vehicle) Emergency services of government food distribution vehicles traffic count, vehicles are payable toll but not paying toll.	0	0	235	0	212	0	197	0
The number of vehicles that have discount coupons but whose money has been deducted through FASTag, the number of vehicles for which we have refunded the money.	0	0	0	0	0	0	0	0
Estimated traffic volume of local vehicles and Non-tollable vehicles and vehicles exempted by the government, excluding LMVs	0	0	199	0	178	0	155	0
<b>Total Tollable Vehicle Count</b>							<b>2,101</b>	
<b>Total NONTollable Vehicle Count</b>							<b>1,266</b>	
<b>Total Vehicle Count</b>							<b>3,367</b>	
<b>Total Vehicle Amount</b>							<b>159,165</b>	
<b>Total Discount Sales</b>							<b>6,250</b>	
<b>Total Daily Collection</b>							<b>165,415</b>	
<b>Discount vehicles refund by cash toll amount</b>							<b>-</b>	
<b>Net Total Daily Collection</b>							<b>165,415</b>	

**Indeeya Infrastructure Private Limited**

**Director**

**Indeeya Infrastructure Pvt.Ltd Solapur IRDP Toll  
Daily Tollable & NON Tollable Traffic Count And Revenue Entry Details**

<b>Date</b>			<b>29/03/2026</b>						
<b>Section Name</b>			<b>Solapur IRDP</b>						
<b>Bank Name Where Cash Depositing</b>			-----						
<b>Bank Account Number</b>			-----						
<b>Collection Depositing Date</b>			-----						
<b>Transaction Type</b>	<b>Car/Jeep Count</b>	<b>Car/Jee p Amount (In.Rs.)</b>	<b>LCV Count</b>	<b>LCV Amount (In. Rs.)</b>	<b>Bus / Truck Count</b>	<b>Bus / Truck Amount (In.Rs.)</b>	<b>MAV (Multi Axle Vechicle)C ou nt</b>	<b>MAV (Multi Axle Vechicle)A mount (In.Rs.)</b>	
<b>1</b>	<b>2</b>	<b>3</b>	<b>4</b>	<b>5</b>	<b>6</b>	<b>7</b>	<b>8</b>	<b>9</b>	
Single Journey	0	0	625	37500	510	53550	528	66000	
Discount Coupons Sales 50%	0	0	150	0	141	0	122	0	
Political parties vehicles traffic count which is not paying toll though payble	0	0	235	0	212	0	197	0	
( FCI Vechicle) Emergency services of government food distribution vehicles traffic count, vehicles are payable toll but not paying toll.	0	0	0	0	30	0	8	0	
The number of vehicles that have discount coupons but whose money has been deducted through FASTag, the number of vehicles for which we have refunded the money.	0	0	0	0	0	0	0	0	
Estimated traffic volume of local vehicles and Non-tollable vehicles and vehicles exempted by the government, excluding LMVs	0	0	199	0	178	0	155	0	
<p align="center"><b>Indeeya Infrastructure Private Limited</b></p>  <p align="center"><b>Director</b></p>							<b>Total Tollable Vehicle Count</b>		2,076
							<b>Total NONTollable Vechicle Count</b>		1,214
							<b>Total Vehicle Count</b>		3,290
							<b>Total Vechicle Amount</b>		157,050
							<b>Total Discount Sales</b>		3,000
							<b>Total Daily Collection</b>		160,050
							<b>Discount vechicles refund by cash toll amount</b>		-
<b>Net Total Daily Collection</b>		160,050							


**Indeeya Infrastructure Pvt.Ltd Solapur IRDP Toll  
Daily Tollable & NON Tollable Traffic Count And Revenue Entry Details**

<b>Date</b>			<b>30/03/2026</b>					
<b>Section Name</b>			<b>Solapur IRDP</b>					
<b>Bank Name Where Cash Depositing</b>			-----					
<b>Bank Account Number</b>			-----					
<b>Collection Depositing Date</b>			-----					
<b>Transaction Type</b>	<b>Car/Jeep Count</b>	<b>Car/Jee p Amount (In.Rs.)</b>	<b>LCV Count</b>	<b>LCV Amount (In. Rs.)</b>	<b>Bus / Truck Count</b>	<b>Bus / Truck Amount (In.Rs.)</b>	<b>MAV (Multi Axle Vechicle)C ou nt</b>	<b>MAV (Multi Axle Vechicle)A mount (In.Rs.)</b>
<b>1</b>	<b>2</b>	<b>3</b>	<b>4</b>	<b>5</b>	<b>6</b>	<b>7</b>	<b>8</b>	<b>9</b>
Single Journey	0	0	660	39600	518	54390	530	66250
Discount Coupons Sales 50%	0	0	150	0	141	0	122	0
Political parties vehicles traffic count which is not paying toll though payble	0	0	235	0	212	0	197	0
( FCI Vechicle) Emergency services of government food distribution vehicles traffic count, vehicles are payable toll but not paying toll.	0	0	0	0	48	0	42	0
The number of vehicles that have discount coupons but whose money has been deducted through FASTag, the number of vehicles for which we have refunded the money.	0	0	0	0	0	0	0	0
Estimated traffic volume of local vehicles and Non-tollable vehicles and vehicles exempted by the government, excluding LMVs	0	0	199	0	178	0	155	0
<b>Total Tollable Vehicle Count</b>							<b>2,121</b>	
<b>Total NONTollable Vechicle Count</b>							<b>1,266</b>	
<b>Total Vehicle Count</b>							<b>3,387</b>	
<b>Total Vechicle Amount</b>							<b>160,240</b>	
<b>Total Discount Sales</b>							<b>9,000</b>	
<b>Total Daily Collection</b>							<b>169,240</b>	
<b>Discount vehicles refund by cash toll amount</b>							<b>-</b>	
<b>Net Total Daily Collection</b>							<b>169,240</b>	

Indeeya Infrastructure Private Limited

Director

**Indeeya Infrastructure Pvt.Ltd Solapur IRDP Toll  
Daily Tollable & NON Tollable Traffic Count And Revenue Entry Details**

<b>Date</b>			<b>31/03/2026</b>						
<b>Section Name</b>			<b>Solapur IRDP</b>						
<b>Bank Name Where Cash Depositing</b>			-----						
<b>Bank Account Number</b>			-----						
<b>Collection Depositing Date</b>			-----						
<b>Transaction Type</b>	<b>Car/Jeep Count</b>	<b>Car/Jee p Amount (In.Rs.)</b>	<b>LCV Count</b>	<b>LCV Amount (In. Rs.)</b>	<b>Bus / Truck Count</b>	<b>Bus / Truck Amount (In.Rs.)</b>	<b>MAV (Multi Axle Vechicle)C ou nt</b>	<b>MAV (Multi Axle Vechicle)A mount (In.Rs.)</b>	
<b>1</b>	<b>2</b>	<b>3</b>	<b>4</b>	<b>5</b>	<b>6</b>	<b>7</b>	<b>8</b>	<b>9</b>	
Single Journey	0	0	638	38280	520	54600	518	64750	
Discount Coupons Sales 50%	0	0	125	0	112	0	102	0	
Political parties vehicles traffic count which is not paying toll though payble	0	0	124	0	100	0	95	0	
( FCI Vechicle) Emergency services of government food distribution vehicles traffic count, vehicles are payable toll but not paying toll.	0	0	0	0	21	0	10	0	
The number of vehicles that have discount coupons but whose money has been deducted through FASTag, the number of vehicles for which we have refunded the money.	0	0	0	0	0	0	0	0	
Estimated traffic volume of local vehicles and Non-tollable vehicles and vehicles exempted by the government, excluding LMVs	0	0	129	0	100	0	98	0	
 <b>Indeeya Infrastructure Private Limited</b> <b>Director</b>							<b>Total Tollable Vehicle Count</b>		<b>2,015</b>
							<b>Total NONTollable Vechicle Count</b>		<b>677</b>
							<b>Total Vechicle Count</b>		<b>2,692</b>
							<b>Total Vechicle Amount</b>		<b>157,630</b>
							<b>Total Discount Sales</b>		<b>5,250</b>
							<b>Total Daily Collection</b>		<b>162,880</b>
							<b>Discount vechicles refund by cash toll amount</b>		<b>-</b>
<b>Net Total Daily Collection</b>		<b>162,880</b>							